



OHIO AUDITOR OF STATE
KEITH FABER



FRANKLIN COUNTY
TABLE OF CONTENTS

TITLE	PAGE
Prepared by Management:	
Schedule of Receipts and Expenditures of Federal Awards.....	1
Notes to the Schedule of Receipts and Expenditures of Federal Awards	7
Independent Auditor’s Report on Internal Control over Financial Reporting and on Compliance and Other Matters Required by <i>Government Auditing Standards</i>	9
Independent Auditor’s Report on Compliance with Requirements Applicable to Each Major Federal Program and on Internal Control Over Compliance and on the Schedule of Receipts and Expenditures of Federal Awards Required by the Uniform Guidance	11
Schedule of Findings.....	15
Attachment: Annual Comprehensive Financial Report	

THIS PAGE INTENTIONALLY LEFT BLANK

FRANKLIN COUNTY, OHIO
Schedule of Receipts and Expenditures of Federal Awards
For the Year Ended December 31, 2022

Federal Grantor Agency/ Pass-Through Agency/ Program/Cluster Title	Pass-Through Entity Identifying Number	Federal Assistance Listing Number	Receipts	Passed Through to Subrecipients	Total Federal Expenditures
U.S. DEPARTMENT OF AGRICULTURE					
Pass through Ohio Department of Education:					
<i>Child Nutrition Cluster:</i>					
School Breakfast Program	N/A	10.553	\$ 11,266	\$ -	\$ 11,266
School Breakfast Program	N/A	10.553	88,304	-	61,341
Total for AL# 10.553			99,570	-	72,607
National School Lunch Program	N/A	10.555	25,443	-	25,443
National School Lunch Program	N/A	10.555	151,037	-	104,919
Total for AL# 10.555			176,480	-	130,362
Total Child Nutrition Cluster			276,050	-	202,969
Pass through Ohio Department of Job and Family Services:					
<i>Supplemental Nutrition Assistance Program Cluster:</i>					
State Administrative Grants for the Supplemental Nutrition Assistance Program	JFSCF522	10.561	142,783	-	142,783
State Administrative Grants for the Supplemental Nutrition Assistance Program	JFSCF523	10.561	190,080	-	-
State Administrative Grants for the Supplemental Nutrition Assistance Program	JFSCFP22	10.561	56,067	-	45,706
State Administrative Grants for the Supplemental Nutrition Assistance Program	JFSCFP23	10.561	6,215	-	28,601
State Administrative Grants for the Supplemental Nutrition Assistance Program	JFSCF122	10.561	197,119	-	149,693
State Administrative Grants for the Supplemental Nutrition Assistance Program	JFSCF123	10.561	24,539	-	84,692
State Administrative Grants for the Supplemental Nutrition Assistance Program	JFSCFB22	10.561	8,638,775	124,534	7,941,953
State Administrative Grants for the Supplemental Nutrition Assistance Program	JFSCFB23	10.561	2,461,686	12,429	2,702,883
COVID-19 SNAP American Rescue Plan Act	JFSCFJ22	10.561	326,175	-	326,175
COVID-19 SNAP American Rescue Plan Act	JFSCFJ23	10.561	-	-	328,173
COVID-19 SNAP American Rescue Plan Incentives	JFSCFJ22	10.561	561,102	-	-
Total for AL# 10.561			12,604,541	136,963	11,750,659
Total Supplemental Nutrition Assistance Program Cluster			12,604,541	136,963	11,750,659
Total U.S. Department of Agriculture			12,880,591	136,963	11,953,628
U.S. DEPARTMENT OF HOUSING AND URBAN DEVELOPMENT					
Direct:					
<i>Community Development Block Grants/Entitlement Grants Cluster:</i>					
Community Development Block Grants/Entitlement Grants	N/A	14.218	77,028	-	77,028
Community Development Block Grants/Entitlement Grants	N/A	14.218	210,662	-	13,616
Community Development Block Grants/Entitlement Grants	N/A	14.218	1,202,634	-	549,712
Community Development Block Grants/Entitlement Grants	N/A	14.218	275,662	-	300,614
Total for AL# 14.218			1,765,986	-	940,970
Emergency Shelter Grants Program	N/A	14.231	1,245,512	-	1,044,715
Emergency Shelter Grants Program	N/A	14.231	174,083	-	174,083
Total for AL# 14.231			1,419,595	-	1,218,798
Home Investment Partnerships Program	N/A	14.239	40,857	-	25,000
Home Investment Partnerships Program	N/A	14.239	1,473	-	115,800
Home Investment Partnerships Program	N/A	14.239	-	-	14,947
Total for AL# 14.239			42,330	-	155,747
Total U.S. Department of Housing and Urban Development			3,227,911	-	2,315,515
U.S. DEPARTMENT OF JUSTICE					
Direct:					
COVID-19 Coronavirus Emergency Supplemental Funding Program	N/A	16.034	-	725,800	740,092
Grants to Encourage Arrest Policies and Enforcement of Protection Orders Program	N/A	16.590	270,680	207,925	255,452
Edward Byrne Memorial Justice Assistance Grant Program	N/A	16.738	-	140,006	229,681
Edward Byrne Memorial Justice Assistance Grant Program	N/A	16.738	-	91,182	94,716
Edward Byrne Memorial Justice Assistance Grant Program	N/A	16.738	7,516	-	49,899
Edward Byrne Memorial Justice Assistance Grant Program	N/A	16.738	480,880	8,859	8,859
Total for AL# 16.738			488,396	240,047	383,155
Children of Incarcerated Parents	N/A	16.831	133,299	-	205,238
Total Direct			892,375	1,173,772	1,583,937
Pass through Ohio Department of Youth Services:					
Juvenile Justice and Delinquency Prevention - Allocation to States	2019-JJ-RPU-0895	16.540	15,948	-	-
Juvenile Justice and Delinquency Prevention - Allocation to States	2020-JJ-RPU-0895	16.540	40,092	-	-
Juvenile Justice and Delinquency Prevention - Allocation to States	2020-JV-PLN-0191	16.540	8,117	-	10,855
Total for AL# 16.540			64,157	-	10,855
Title V Delinquency Prevention Program	2020-JV-RPU-089516	16.548	112,921	143,160	143,160
Total Ohio Department of Youth Services			177,078	143,160	154,015
Pass through Ohio Attorney General's Office:					
Crime Victim Assistance	2022-VOCA-134715316	16.575	85,911	-	73,885
Crime Victim Assistance	2022-VOCA-134715380	16.575	87,371	-	130,418
Crime Victim Assistance	2023-VOCA-135106622	16.575	19,408	-	32,141
Crime Victim Assistance	2023-VOCA-135106761	16.575	12,847	-	50,106
Total for AL# 16.575			205,537	-	286,550
Total Ohio Attorney General's Office			205,537	-	286,550

FRANKLIN COUNTY, OHIO
Schedule of Receipts and Expenditures of Federal Awards
For the Year Ended December 31, 2022

Federal Grantor Agency/ Pass-Through Agency/ Program/Cluster Title	Pass-Through Entity Identifying Number	Federal Assistance Listing Number	Receipts	Passed Through to Subrecipients	Total Federal Expenditures
Pass through Ohio Office of Criminal Justice Services:					
Violence Against Women Formula Grants	2019-WF-ADM-8752	16.588	-	-	53
Violence Against Women Formula Grants	2020-WF-RPU-0898	16.588	361,424	173,819	176,536
Violence Against Women Formula Grants	2020-WF-ADM-8752	16.588	8,519	-	4,705
Violence Against Women Formula Grants	2021-WF-RPU-0898	16.588	139,056	513,101	513,101
Violence Against Women Formula Grants	2021-WF-ADM-8752	16.588	8,215	-	12,591
Total for AL# 16.588			517,214	686,920	706,986
Paul Coverdell Forensic Sciences Improvement Program	2021-PC-NFS-7810	16.742	48,250	-	48,250
Comprehensive Opioid Abuse Site-Based Program	2018-AR-BX-K026	16.838	383,515	-	296,607
Comprehensive Opioid Abuse Site-Based Program	2020-AR-BX-0040	16.838	258,541	-	276,332
Comprehensive Opioid Abuse Site-Based Program	N/A	16.838	9,985	-	9,985
Comprehensive Opioid Abuse Site-Based Program	2020-AR-BX-0041	16.838	57,685	-	166,796
Total for AL# 16.838			709,726	-	749,720
Total Ohio Office of Criminal Justice Services			1,275,190	686,920	1,504,956
Total U.S. Department of Justice			2,550,180	2,003,852	3,529,458
<u>U.S. DEPARTMENT OF TRANSPORTATION</u>					
Pass through the Ohio Department of Transportation:					
<i>Highway Planning and Construction Cluster:</i>					
Highway Planning and Construction - Agler Road 1.52 o/ Alum Creek	PID 105741	20.205	4,011,169	-	4,011,169
Highway Planning and Construction - Winchester Pike 0.87 o/ Georges Creek	PID 105761	20.205	749,476	-	881,722
Highway Planning and Construction - Morse Road at Babbitt Road	PID 109494	20.205	315,577	-	1,745,000
Highway Planning and Construction - SR 317 at Lockbourne Road	PID 109581	20.205	375,033	-	1,128,976
Highway Planning and Construction - Cleveland Avenue Corridor	PID 113718	20.205	153,086	-	17,206
Highway Planning and Construction - Signal System Timing	PID 81335	20.205	26,371	-	7,654
Highway Planning and Construction - CEAO Roadside Compliance	PID 115294	20.205	28,080	-	35,100
Total for AL# 20.205			5,658,792	-	7,826,827
Total Highway Planning and Construction Cluster			5,658,792	-	7,826,827
Pass through the Ohio Department of Public Safety:					
<i>Highway Safety Cluster:</i>					
State and Community Highway Safety - DUI Enforcement	IDEP/STEP-2022-FCS-00020	20.600	79,520	-	63,277
State and Community Highway Safety - DUI Enforcement	IDEP/STEP-2023-FCS-00093	20.600	-	-	15,491
Total for AL# 20.600			79,520	-	78,768
National Priority Safety Programs	OVI-2021-FCS-00013	20.616	120,360	-	96,808
National Priority Safety Programs	OVI-2023-FCS-00015	20.616	-	-	21,329
Total for AL# 20.616			120,360	-	118,137
Total Highway Safety Cluster			199,880	-	196,905
Total U. S. Department of Transportation			5,858,672	-	8,023,732
<u>U.S. DEPARTMENT OF THE TREASURY</u>					
Direct:					
Equitable Sharing	N/A	21.016	1,149	-	4,122
COVID-19 Emergency Rental Assistance Program I	N/A	21.023	10,000,000	15,007,553	17,001,543
COVID-19 Emergency Rental Assistance Program II	N/A	21.023	6,199,868	5,903,807	12,432,269
Total for AL# 21.023			16,199,868	20,911,360	29,433,812
COVID-19 Coronavirus State and Local Fiscal Recovery Funds	N/A	21.027	127,882,209	20,992,173	39,700,285
Total Direct			144,083,226	41,903,533	69,138,219
Pass through the Ohio Department of Mental Health and Addition Services					
COVID-19 CARES Act - Coronavirus Relief Fund Local Government Assistance Program	DMHF20CARE	21.019	378,750	-	600,750
COVID-19 Coronavirus State and Local Fiscal Recovery Funds	DMHF22CVD2	21.027	1,942,400	-	1,699,350
Total Ohio Department of Mental Health and Addition Services			2,321,150	-	2,300,100
Total U. S. Department of the Treasury			146,404,376	41,903,533	71,438,319
<u>U.S. DEPARTMENT OF EDUCATION</u>					
Pass through Ohio Department of Education:					
<i>Special Education Cluster (IDEA):</i>					
Special Education - Grants to States	065979-6BSF-2022	84.027	197,412	-	98,706
Special Education - Grants to States	065979-6BSF-2023	84.027	-	-	97,540
Total for AL# 84.027			197,412	-	196,246
Special Education - Preschool Grants	065979-PGS1-2022	84.173	86,994	-	43,497
Special Education - Preschool Grants	065979-PGS1-2023	84.173	-	-	43,513
Total for AL# 84.173			86,994	-	87,010
Total Special Education Cluster (IDEA)			284,406	-	283,256
COVID-19 Education Stabilization Fund (ESF) - Governor's Emergency Education Relief (GEER)	N/A	84.425	132,418	-	132,418
Total U.S. Department of Education			416,824	-	415,674

FRANKLIN COUNTY, OHIO
 Schedule of Receipts and Expenditures of Federal Awards
 For the Year Ended December 31, 2022

Federal Grantor Agency/ Pass-Through Agency/ Program/Cluster Title	Pass-Through Entity Identifying Number	Federal Assistance Listing Number	Receipts	Passed Through to Subrecipients	Total Federal Expenditures
<u>ELECTION ASSISTANCE COMMISSION</u>					
Pass through Ohio Secretary of State:					
2022 Election Security Grant	N/A	90.404	10,000	-	-
Total Election Assistance Commission			10,000	-	-
<u>CENTERS FOR DISEASE CONTROL AND PREVENTION</u>					
Direct:					
Public Health Crisis Response	N/A	93.136	1,836	-	5,146
Public Health Crisis Response	N/A	93.354	216,133	-	182,546
Total Centers for Disease Control and Prevention			217,969	-	187,692
<u>U.S. DEPARTMENT OF HEALTH AND HUMAN SERVICES</u>					
Pass through City of Columbus:					
National Family Caregiver Support, Title III, Part E	N/A	93.052	253,872	-	244,692
Pass through Ohio Department of Health:					
Project Grants and Cooperation Agreements for Tuberculosis Control Programs	02510032TB0212	93.116	204,075	-	204,075
Pass through Ohio Department of Job and Family Services:					
Kinship Support Intervention	JFSCPI23	93.471	-	-	105,166
Promoting Safe and Stable Families	JFSCMC23	93.556	100,068	-	67,550
Promoting Safe and Stable Families	JFSCMC23	93.556	-	-	28,475
Promoting Safe and Stable Families	JFSCPF22	93.556	472,928	-	879,684
Promoting Safe and Stable Families	JFSCPF23	93.556	-	-	358,112
Total for AL# 93.556			572,996	-	1,333,821
Temporary Assistance for Needy Families	JFSCNF21	93.558	4,974,730	2,383,424	4,974,730
Temporary Assistance for Needy Families	JFSCTF20	93.558	912,677	-	912,677
Temporary Assistance for Needy Families	JFSCTF21	93.558	4,816,929	-	995,435
Temporary Assistance for Needy Families	JFSCTF22	93.558	28,466,681	18,404,455	34,883,558
Temporary Assistance for Needy Families	JFSCTF23	93.558	3,676,780	-	270,448
Temporary Assistance for Needy Families	JFSTF21B	93.558	22,499	-	-
Temporary Assistance for Needy Families	JFSTF22B	93.558	-	-	16,337
Temporary Assistance for Needy Families	JFSCTF20	93.558	53,397	-	-
Temporary Assistance for Needy Families	JFSCTF22	93.558	626,186	-	750,417
Temporary Assistance for Needy Families	JFSCTF23	93.558	-	-	35,645
Total for AL# 93.558			43,549,879	20,787,879	42,839,247
Child Support Enforcement - Child Support Awareness	JFSCS22I	93.563	1,000	-	1,000
Child Support Enforcement - Child Support Training	JFSC21I	93.563	8,080	-	-
Child Support Enforcement - Child Support Training	JFSC22I	93.563	13,650	-	13,650
Child Support Enforcement - CSEA Incentive Bump	JFSCCS20I	93.563	325,631	-	-
Child Support Enforcement - CSEA Incentive	JFSCCS21I	93.563	2,246,073	-	-
Child Support Enforcement - Federal Child Support	JFSCCS22	93.563	7,882,879	-	7,735,091
Child Support Enforcement - Federal Child Support	JFSCCS23	93.563	1,966,654	-	2,798,296
Child Support Enforcement - Procedural Justice (PJAC)	JFSCCS22	93.563	120,627	-	159,679
Total for AL# 93.563			12,564,594	-	10,707,716
Child Support Enforcement - Procedural Justice (PJAC)	JFSCCI20	93.564	62,141	-	82,259
Child Support Enforcement - Mobility and Responsible Parenting	JFSCCE21F	93.564	16,381	-	12,405
Total for AL# 93.564			78,522	-	94,664
Refugee and Entrant Assistance - State Administered Programs	JFSCRC22	93.566	7,257	-	7,257
<i>CCDF Cluster:</i>					
Child Care and Development Block Grant	JFSCCD21	93.575	103,558	-	-
Child Care and Development Block Grant	JFSCCD22	93.575	1,326,276	-	1,076,816
Child Care and Development Block Grant	JFSCCD22	93.575	1,293,798	-	1,781,751
Total for AL# 93.575 CCDF Cluster			2,723,632	-	2,858,567
Access and Visitation	JFSOLS22	93.597	27,085	21,443	21,443
Stephani Tubbs Jones Child Welfare Service Program	JFSCCW22	93.645	581,009	-	66,475
Stephani Tubbs Jones Child Welfare Service Program	JFSCCW23	93.645	109,733	-	611,693
Total for AL# 93.645			690,742	-	678,168
Foster Care -- Title IV-E	JFSCFC21	93.658	1,571,568	-	-
Foster Care -- Title IV-E	JFSCFC22	93.658	6,502,149	-	6,481,066
Foster Care -- Title IV-E	JFSCFC23	93.658	16,304,925	-	17,353,050
Funding Certainty Grant	JFSOLS22	93.658	-	-	5,940,409
Total for AL# 93.658			24,378,642	-	29,774,525
Adoption Assistance	JFSCAA21	93.659	2,915,485	-	-
Adoption Assistance	JFSCAA22	93.659	9,270,999	-	9,747,655
Adoption Assistance	JFSCAA23	93.659	91,072	-	3,369,923
Total for AL# 93.659			12,277,556	-	13,117,578
Social Services Block Grant	JFSCSS21	93.667	56	-	-
Social Services Block Grant	JFSCSS22	93.667	2,136,604	2,415,996	3,199,196
Social Services Block Grant	JFSCSS23	93.667	-	44,891	53,790
Social Services Block Grant	JFSCX21	93.667	3,344	-	-
Social Services Block Grant	JFSCX22	93.667	994,404	-	213,130
Social Services Block Grant	JFSCX23	93.667	-	-	42,749
Social Services Block Grant	G-2122-06-0192	93.667	960	-	2,177
Social Services Block Grant	G-2223-06-0104	93.667	4,579	-	2,924

FRANKLIN COUNTY, OHIO
Schedule of Receipts and Expenditures of Federal Awards
For the Year Ended December 31, 2022

Federal Grantor Agency/ Pass-Through Agency/ Program/Cluster Title	Pass-Through Entity Identifying Number	Federal Assistance Listing Number	Receipts	Passed Through to Subrecipients	Total Federal Expenditures
Pass through Ohio Department of Developmental Disabilities:					
Social Services Block Grant	N/A	93.667	806,318	-	806,318
Total for AL# 93.667			3,946,265	2,460,887	4,320,284
John H. Chafee Foster Care Program for Successful Transition to Adulthood	JFSCIL22	93.674	717,516	-	631,241
John H. Chafee Foster Care Program for Successful Transition to Adulthood	JFSCIL23	93.674	-	-	412,603
COVID-19 John H. Chafee Foster Care Program Stimulus	JFSCIL21S	93.674	-	-	119,408
Total for AL# 93.674			717,516	-	1,163,252
Elder Abuse Prevention Interventions Program	JFSCB21	93.747	10,826	20,445	20,445
Elder Abuse Prevention Interventions Program	JFSEA21	93.747	25,590	24,059	25,590
Total for AL# 93.747			36,416	44,504	46,035
Children's Health Insurance Program	MCDFSH22	93.767	6,356	-	6,356
Children's Health Insurance Program	MCDFSH22CV	93.767	369	-	369
Children's Health Insurance Program	MCDFSH23	93.767	1,404	-	-
Total for AL# 93.767			8,129	-	6,725
<i>Medicaid Cluster:</i>					
Pass through Ohio Department of Job and Family Services:					
Medical Assistance Program	MCDFMT22	93.778	9,762,043	186,455	9,166,629
Medical Assistance Program	MCDFMT23	93.778	2,814,534	123,450	2,965,022
Medical Assistance Program	MCDSMT21	93.778	-	-	-
Medical Assistance Program	MCDFMP22	93.778	288	-	-
Medical Assistance Program	MCDFMP23	93.778	67	-	-
Medical Assistance Program	MCDFMT22	93.778	1,921,540	-	1,316,691
Medical Assistance Program	MCDFMT23	93.778	1,883	-	476,024
Total for AL# 93.778 Medicaid Cluster			14,500,355	309,905	13,924,366
Pass through Ohio Mental Health Addiction Services:					
Projects for Assistance in Transition for Homelessness (PATH)	2200238	93.150	180,147	247,135	247,135
Projects for Assistance in Transition for Homelessness (PATH)	2300407	93.150	93,655	93,655	93,655
Total for AL# 93.150			273,802	340,790	340,790
Substance Abuse and Mental Health Services Projects of Regional and National Significance	N/A	93.243	166,110	166,110	166,110
Substance Abuse and Mental Health Services Projects of Regional and National Significance	1H79T1081421-01	93.243	392,140	-	234,195
Total for AL# 93.243			558,250	166,110	400,305
Emergency Grants to Address Mental and Substance Use Disorders During COVID-19	N/A	93.665	-	-	70,100
Emergency Grants to Address Mental and Substance Use Disorders During COVID-19	H79FG000645	93.665	140,256	-	143,400
Total for AL# 93.665			140,256	-	213,500
Social Services Block Grant	N/A	93.667	585,410	585,410	585,410
Social Services Block Grant	N/A	93.667	196,926	-	-
Total for AL# 93.667			782,336	585,410	585,410
Opioid STR	2200686	93.788	1,925,586	1,858,497	1,858,497
Opioid STR	2200487	93.788	3,001,807	2,904,344	2,904,344
Opioid STR	2200732	93.788	492,138	437,264	437,264
Total for AL# 93.788			5,419,531	5,200,105	5,200,105
Block Grants for Community Mental Health Services	N/A	93.958	9,757	-	-
Block Grants for Community Mental Health Services	N/A	93.958	9,757	2,168	2,168
Block Grants for Community Mental Health Services	B09SM084002	93.958	23,530	23,530	23,530
Block Grants for Community Mental Health Services	B09SM084002	93.958	21,450	-	-
Block Grants for Community Mental Health Services	2200614	93.958	200,000	185,171	185,171
Block Grants for Community Mental Health Services	B09SM085918	93.958	150,900	100,718	100,718
Block Grants for Community Mental Health Services	B09SM082623	93.958	20,363	20,363	20,363
Block Grants for Community Mental Health Services	B09SM086030	93.958	20,363	20,363	20,363
Block Grants for Community Mental Health Services	N/A	93.958	-	75	75
Block Grants for Community Mental Health Services	N/A	93.958	393,412	590,117	590,117
Block Grants for Community Mental Health Services	N/A	93.958	393,412	-	-
Block Grants for Community Mental Health Services	N/A	93.958	1,100	1,100	1,100
Block Grants for Community Mental Health Services	B09SM086030	93.958	1,100	-	-
Block Grants for Community Mental Health Services	2200837	93.958	5,000	5,000	5,000
Block Grants for Community Mental Health Services	B09SM085390	93.958	489,000	-	-
Total for AL# 93.958			1,739,144	948,605	948,605

FRANKLIN COUNTY, OHIO
Schedule of Receipts and Expenditures of Federal Awards
For the Year Ended December 31, 2022

Federal Grantor Agency/ Pass-Through Agency/ Program/Cluster Title	Pass-Through Entity Identifying Number	Federal Assistance Listing Number	Receipts	Passed Through to Subrecipients	Total Federal Expenditures
Block Grants for Prevention and Treatment of Substance Abuse	N/A	93.959	-	12	12
Block Grants for Prevention and Treatment of Substance Abuse	B08TI083470	93.959	1,100,948	1,485,392	1,485,392
Block Grants for Prevention and Treatment of Substance Abuse	B08TI084665	93.959	1,100,948	512,761	512,761
Block Grants for Prevention and Treatment of Substance Abuse	N/A	93.959	-	47,233	47,233
Block Grants for Prevention and Treatment of Substance Abuse	B08TI083470	93.959	592,941	844,950	844,950
Block Grants for Prevention and Treatment of Substance Abuse	B08TI084665	93.959	592,941	345,104	345,104
Block Grants for Prevention and Treatment of Substance Abuse	B08TI083541	93.959	302,597	154,320	154,320
Block Grants for Prevention and Treatment of Substance Abuse	B08TI084601	93.959	115,044	76,242	76,242
Block Grants for Prevention and Treatment of Substance Abuse	B08TI083541	93.959	9,757	4,878	4,878
Block Grants for Prevention and Treatment of Substance Abuse	B08TI083541	93.959	9,757	3,252	3,252
Block Grants for Prevention and Treatment of Substance Abuse	N/A	93.959	-	8,763	8,763
Block Grants for Prevention and Treatment of Substance Abuse	2200124	93.959	4,434	4,434	4,434
Block Grants for Prevention and Treatment of Substance Abuse	2300100	93.959	8,869	8,869	8,869
Block Grants for Prevention and Treatment of Substance Abuse	2200157	93.959	335,505	447,339	447,339
Block Grants for Prevention and Treatment of Substance Abuse	2300130	93.959	335,505	167,752	167,752
Block Grants for Prevention and Treatment of Substance Abuse	2200128	93.959	50,838	101,675	101,675
Block Grants for Prevention and Treatment of Substance Abuse	2300104	93.959	50,838	50,838	50,838
Block Grants for Prevention and Treatment of Substance Abuse	2200155	93.959	34,050	34,050	34,050
Block Grants for Prevention and Treatment of Substance Abuse	2300128	93.959	34,050	17,025	17,025
Block Grants for Prevention and Treatment of Substance Abuse	2200123	93.959	72,809	72,809	72,809
Block Grants for Prevention and Treatment of Substance Abuse	2300099	93.959	145,619	145,619	145,619
Block Grants for Prevention and Treatment of Substance Abuse	2200045	93.959	45,212	40,142	40,142
Block Grants for Prevention and Treatment of Substance Abuse	2300071	93.959	37,677	37,677	37,677
Total for AL# 93.958			4,980,339	4,611,136	4,611,136
Total Ohio Mental Health Addiction Services			13,893,658	11,852,156	12,299,851
Total U.S. Department of Health and Human Services			130,431,191	35,476,774	133,747,432
<u>SOCIAL SECURITY ADMINISTRATION</u>					
Direct:					
<i>Disability Insurance/SSI Cluster:</i>					
Social Security - Disability Insurance	N/A	96.001	787,901	-	787,901
Supplemental Social Security Income	N/A	96.006	220,493	-	220,493
Total Disability Insurance/SSI Cluster			1,008,394	-	1,008,394
Total Social Security Administration			1,008,394	-	1,008,394
<u>U.S. DEPARTMENT OF HOMELAND SECURITY</u>					
Pass through the Ohio Department of Public Safety:					
Disaster Grants - Public Assistance	FEMA-4507-DR-OH	97.036	2,804,166	-	2,804,166
BSSA Grant	N/A	97.067	64,410	-	51,000
Total Ohio Department of Public Safety			2,868,576	-	2,855,166
Pass through Ohio Emergency Management Agency:					
Emergency Management Performance Grants	EMC-2021-EP-00002	97.042	425,000	-	-
Emergency Management Performance Grants	EMC-2021-EP-00007	97.042	137,432	-	118,380
Emergency Management Performance Grants	DPSFE258	97.042	65,172	-	-
Total for AL# 97.042			627,604	-	118,380
Homeland Security Grant Program - State Homeland Security Program	EMW-2018-SS-00038-S01	97.067	18,268	18,268	18,268
Homeland Security Grant Program - State Homeland Security Program	EMW-2019-SS-00024-S01	97.067	148,682	148,682	148,682
Homeland Security Grant Program - State Homeland Security Program	EMW-2020-SS-00037-S01	97.067	131,679	120,000	120,000
Homeland Security Grant Program - State Homeland Security Program	EMW-2021-S55-00004	97.067	76,000	76,000	76,000
Homeland Security Grant Program - State Homeland Security Program - Law Enforcement	EMW-2019-SS-00024-S01	97.067	226,587	226,587	226,587
Homeland Security Grant Program - State Homeland Security Program - Law Enforcement	EMW-2020-SS-00037-S01	97.067	70,662	97,390	97,390
Homeland Security Grant Program - State Homeland Security Program - Law Enforcement	EMW-2021-55-00004	97.067	37,056	33,722	33,722
Total for AL# 97.067			708,934	720,649	720,649
Total U.S. Department of Homeland Security			4,205,114	720,649	3,694,195
TOTAL FEDERAL FINANCIAL ASSISTANCE			\$ 307,211,222	\$ 80,241,771	\$ 236,314,039

The accompanying notes to this schedule are an integral part of this schedule.

THIS PAGE INTENTIONALLY LEFT BLANK

FRANKLIN COUNTY, OHIO

NOTES TO THE SCHEDULE OF RECEIPTS AND EXPENDITURES OF FEDERAL AWARDS
2 CFR 200.510(B)(6)
FOR THE YEAR ENDED DECEMBER 31, 2022

1) **General**

The accompanying Schedule of Receipts and Expenditures of Federal Awards (the Schedule) includes the federal grant activity of Franklin County, Ohio (the County) under programs of the federal government for the year ended December 31, 2022. The information on this Schedule is prepared in accordance with the requirements of Title 2 U.S. Code of Federal Regulations Part 200, *Uniform Administrative Requirements, Cost Principles, and Audit Requirements for Federal Awards* (Uniform Guidance). The Schedule only reflects the federal awards of the primary government. It is not intended to and does not present the financial position, changes in net position or cash flows for the County.

2) **Basis of Accounting**

The accompanying Schedule is presented using the cash basis of accounting in which revenues are recognized when received and expenditures are recognized when paid. Therefore, some amounts presented in the Schedule may differ from amounts presented in, or used in the preparation of, the basic financial statements. Such expenditures are recognized following as applicable, either the cost principles contained in Title 2 U.S. Code of Federal Regulations Part 200, *Uniform Administrative Requirements, Cost Principle, and Audit Requirements for Federal Awards*, wherein certain types of expenditures may or may not be allowable or may be limited as to reimbursement. Amounts reported may also differ from other federal award reports the County submits directly to federal granting agencies or pass-through entities because the award reports may be presented for a different fiscal period, and/or may include cumulative (from prior years) data rather than data for the current year only. The County has elected not to use the 10-percent de minimis indirect cost rate as allowed under the Uniform Guidance.

3) **Subrecipients**

The County passes-through to local governments or not-for-profit agencies (subrecipients) certain federal assistance received by the County directly from the federal awarding agency or from a pass-through entity. As described in Note 2, the County records expenditures of federal awards to subrecipients when paid in cash.

The subrecipients have certain compliance responsibilities related to administering these federal programs. Under 2 CFR 200, the County is responsible for monitoring subrecipients to help assure that federal awards are expended for authorized purposes in compliance with laws, regulations, and the provisions of contracts or grant agreements, and that performance goals are achieved. The total amounts of federal assistance provided to subrecipients by the County for each federal program is included in the Schedule.

4) **Child Nutrition Cluster**

The County commingles cash receipts from the U.S. Department of Agriculture with similar State grants. When reporting expenditures on this Schedule, the County assumes it expends federal monies first.

FRANKLIN COUNTY, OHIO

NOTES TO THE SCHEDULE OF RECEIPTS AND EXPENDITURES OF FEDERAL AWARDS
 2 CFR 200.510(B)(6)
 FOR THE YEAR ENDED DECEMBER 31, 2022

5) **Loan Programs**

The County has established a revolving loan program to provide low-interest loans to rehabilitate homes for persons from low-moderate income households and to businesses to create jobs. The Federal Department of Housing and Urban Development (HUD) grants money for these loans to the County. The initial loan of this money is recorded as a disbursement on the accompanying Schedule of Receipts and Expenditures of Federal Awards (the Schedule). Loans repaid, including interest, are used to make additional loans. Such subsequent loans are subject to certain compliance requirements imposed by HUD but are not included as disbursements on the Schedule. The County had the following loan balances outstanding at December 31, 2022, \$7,695,685, including delinquent or deferred loans of \$992,934 for the Community Development Block Grant and \$4,349,569 for the Home Investment in Affordable Housing.

Program Title	Federal AL Number	Loan Balances Outstanding
Community Development Block Grant	14.218	\$ 1,872,313
Home Investment in Affordable Housing	14.239	\$ 5,823,372

6) **Matching Requirements**

Certain federal programs require the County to contribute non-federal funds (matching funds) to support the federally funded programs. The County has complied with the matching requirements (if applicable) for the major federal programs identified in the summary of auditor's results section of the accompanying schedule of findings. Expenditures of matching funds are not included in the Schedule.

7) **Temporary Assistance for Needy Families (TANF)**

The Schedule shows the County spent \$42,839,247 on the Temporary Assistance for Needy Families (TANF) (93.558) program. The amount reported for the TANF program on the Schedule excludes allowable TANF expenditures of \$255,879 that are included as Social Services Block Grant (SSBG) (93.667) program expenditures. The following table shows the gross amount drawn for the TANF program during fiscal year 2022 and the allowable TANF expenditures for the Social Services Block Grant program.

Temporary Assistance for Needy Families	\$ 42,839,247
Social Services Block Grant (TANF Allowable)	<u>255,879</u>
Total Temporary Assistance for Needy Families	<u>\$ 43,095,126</u>

OHIO AUDITOR OF STATE KEITH FABER



88 East Broad Street
Columbus, Ohio 43215
ContactUs@ohioauditor.gov
(800) 282-0370

INDEPENDENT AUDITOR'S REPORT ON INTERNAL CONTROL OVER FINANCIAL REPORTING AND ON COMPLIANCE AND OTHER MATTERS REQUIRED BY GOVERNMENT AUDITING STANDARDS

Franklin County
373 South High Street, 26th Floor
Columbus, Ohio 43215

To the Board of Commissioners:

We have audited, in accordance with the auditing standards generally accepted in the United States of America and the standards applicable to financial audits contained in *Government Auditing Standards* issued by the Comptroller General of the United States (*Government Auditing Standards*), the financial statements of the governmental activities, the business-type activities, each major fund, and the aggregate discretely presented component units and remaining fund information of Franklin County, Ohio, (the County) as of and for the year ended December 31, 2022, and the related notes to the financial statements, which collectively comprise the County's basic financial statements and have issued our report thereon dated June 29, 2023. Our report includes a reference to other auditors who audited the financial statements of the Franklin County Stadium, Inc. and Columbus Baseball Team, Inc., as described in our report on the County's financial statements. This report does not include the results of the other auditors' testing of internal control over financial reporting or compliance and other matters that are reported on separately by those auditors.

Report on Internal Control Over Financial Reporting

In planning and performing our audit of the financial statements, we considered the County's internal control over financial reporting (internal control) as a basis for designing audit procedures that are appropriate in the circumstances for the purpose of expressing our opinions on the financial statements, but not for the purpose of expressing an opinion on the effectiveness of the County's internal control. Accordingly, we do not express an opinion on the effectiveness of the County's internal control.

A *deficiency in internal control* exists when the design or operation of a control does not allow management or employees, in the normal course of performing their assigned functions, to prevent, or detect and correct misstatements on a timely basis. A *material weakness* is a deficiency, or a combination of deficiencies, in internal control, such that there is a reasonable possibility that a material misstatement of the County's financial statements will not be prevented, or detected and corrected, on a timely basis. A *significant deficiency* is a deficiency, or a combination of deficiencies, in internal control that is less severe than a material weakness, yet important enough to merit attention by those charged with governance.

Our consideration of internal control was for the limited purpose described in the first paragraph of this section and was not designed to identify all deficiencies in internal control that might be material weaknesses or significant deficiencies. Given these limitations, during our audit we did not identify any deficiencies in internal control that we consider to be material weaknesses. However, material weaknesses or significant deficiencies may exist that were not identified.

Report on Compliance and Other Matters

As part of obtaining reasonable assurance about whether the County's financial statements are free from material misstatement, we performed tests of its compliance with certain provisions of laws, regulations, contracts, and grant agreements, noncompliance with which could have a direct and material effect on the financial statements. However, providing an opinion on compliance with those provisions was not an objective of our audit and accordingly, we do not express such an opinion. The results of our tests disclosed no instances of noncompliance or other matters that are required to be reported under *Government Auditing Standards*.

Purpose of This Report

The purpose of this report is solely to describe the scope of our testing of internal control and compliance and the results of that testing, and not to provide an opinion on the effectiveness of the County's internal control or on compliance. This report is an integral part of an audit performed in accordance with *Government Auditing Standards* in considering the County's internal control and compliance. Accordingly, this communication is not suitable for any other purpose.



Keith Faber
Auditor of State
Columbus, Ohio

June 29, 2023

OHIO AUDITOR OF STATE KEITH FABER



88 East Broad Street
Columbus, Ohio 43215
ContactUs@ohioauditor.gov
(800) 282-0370

INDEPENDENT AUDITOR'S REPORT ON COMPLIANCE WITH REQUIREMENTS APPLICABLE TO EACH MAJOR FEDERAL PROGRAM AND ON INTERNAL CONTROL OVER COMPLIANCE AND ON THE SCHEDULE OF RECEIPTS AND EXPENDITURES OF FEDERAL AWARDS REQUIRED BY THE UNIFORM GUIDANCE

Franklin County
373 South High Street, 26th Floor
Columbus, Ohio 43215

To the Board of Commissioners:

Report on Compliance for Each Major Federal Program

Opinion on Each Major Federal Program

We have audited Franklin County's, (the County) compliance with the types of compliance requirements identified as subject to audit in the U.S. Office of Management and Budget (OMB) *Compliance Supplement* that could have a direct and material effect on each of Franklin County's major federal programs for the year ended December 31, 2022. Franklin County's major federal programs are identified in the *Summary of Auditor's Results* section of the accompanying schedule of findings.

In our opinion, Franklin County complied, in all material respects, with the compliance requirements referred to above that could have a direct and material effect on each of its major federal programs for the year ended December 31, 2022.

Basis for Opinion on Each Major Federal Program

We conducted our audit of compliance in accordance with auditing standards generally accepted in the United States of America (GAAS); the standards applicable to financial audits contained in *Government Auditing Standards* issued by the Comptroller General of the United States (*Government Auditing Standards*); and the audit requirements of Title 2 U.S. *Code of Federal Regulations* Part 200, *Uniform Administrative Requirements, Cost Principles, and Audit Requirements for Federal Awards* (Uniform Guidance). Our responsibilities under those standards and the Uniform Guidance are further described in the *Auditor's Responsibilities for the Audit of Compliance* section of our report.

We are required to be independent of the County and to meet our other ethical responsibilities, in accordance with relevant ethical requirements relating to our audit. We believe that the audit evidence we have obtained is sufficient and appropriate to provide a basis for our opinion on compliance for each major federal program. Our audit does not provide a legal determination of the County's compliance with the compliance requirements referred to above.

Responsibilities of Management for Compliance

The County's Management is responsible for compliance with the requirements referred to above and for the design, implementation, and maintenance of effective internal control over compliance with the requirements of laws, statutes, regulations, rules, and provisions of contracts or grant agreements applicable to the County's federal programs.

Auditor's Responsibilities for the Audit of Compliance

Our objectives are to obtain reasonable assurance about whether material noncompliance with the compliance requirements referred to above occurred, whether due to fraud or error, and express an opinion on the County's compliance based on our audit. Reasonable assurance is a high level of assurance but is not absolute assurance and therefore is not a guarantee that an audit conducted in accordance with GAAS, *Government Auditing Standards*, and the Uniform Guidance will always detect material noncompliance when it exists. The risk of not detecting material noncompliance resulting from fraud is higher than for that resulting from error, as fraud may involve collusion, forgery, intentional omissions, misrepresentations, or the override of internal control. Noncompliance with the compliance requirements referred to above is considered material, if there is a substantial likelihood that, individually or in the aggregate, it would influence the judgment made by a reasonable user of the report on compliance about the County's compliance with the requirements of each major federal program as a whole.

In performing an audit in accordance with GAAS, *Government Auditing Standards*, and the Uniform Guidance, we:

- exercise professional judgment and maintain professional skepticism throughout the audit.
- identify and assess the risks of material noncompliance, whether due to fraud or error, and design and perform audit procedures responsive to those risks. Such procedures include examining, on a test basis, evidence regarding the County's compliance with the compliance requirements referred to above and performing such other procedures as we considered necessary in the circumstances.
- obtain an understanding of the County's internal control over compliance relevant to the audit in order to design audit procedures that are appropriate in the circumstances and to test and report on internal control over compliance in accordance with the Uniform Guidance, but not for the purpose of expressing an opinion on the effectiveness of the County's internal control over compliance. Accordingly, no such opinion is expressed.

We are required to communicate with those charged with governance regarding, among other matters, the planned scope and timing of the audit and any significant deficiencies and material weaknesses in internal control over compliance that we identified during the audit.

Report on Internal Control Over Compliance

A deficiency in internal control over compliance exists when the design or operation of a control over compliance does not allow management or employees, in the normal course of performing their assigned functions, to prevent, or detect and correct, noncompliance with a type of compliance requirement of a federal program on a timely basis. *A material weakness in internal control over compliance* is a deficiency, or combination of deficiencies, in internal control over compliance, such that there is a reasonable possibility that material noncompliance with a type of compliance requirement of a federal program will not be prevented, or detected and corrected, on a timely basis. *A significant deficiency in internal control over compliance* is a deficiency, or a combination of deficiencies, in internal control over compliance with a type of compliance requirement of a federal program that is less severe than a material weakness in internal control over compliance, yet important enough to merit attention by those charged with governance.

Our consideration of internal control over compliance was for the limited purpose described in the *Auditor's Responsibilities for the Audit of Compliance* section above and was not designed to identify all deficiencies in internal control over compliance that might be material weaknesses or significant deficiencies in internal control over compliance. Given these limitations, during our audit we did not identify any deficiencies in internal control over compliance that we consider to be material weaknesses, as defined above. However, material weaknesses or significant deficiencies in internal control over compliance may exist that were not identified.

Our audit was not designed for the purpose of expressing an opinion on the effectiveness of internal control over compliance. Accordingly, no such opinion is expressed.

The purpose of this report on internal control over compliance is solely to describe the scope of our testing of internal control over compliance and the results of this testing based on the requirements of the Uniform Guidance. Accordingly, this report is not suitable for any other purpose.

Report on Schedule of Receipts and Expenditures of Federal Awards Required by the Uniform Guidance

We have audited the financial statements of the governmental activities, the business-type activities, each major fund and the aggregate discretely-presented component units and remaining fund information of Franklin County (the County) as of and for the year ended December 31, 2022, and the related notes to the financial statements, which collectively comprise the County's basic financial statements. We issued our unmodified report thereon dated June 29, 2023, wherein we noted the financial statements of the Franklin County Stadium, Inc. and Columbus Baseball Team, Inc., were audited by other auditors. Our audit was conducted for the purpose of forming opinions on the financial statements that collectively comprise the County's basic financial statements. We have not performed any procedures on the audited financial statements subsequent to June 29, 2023. The accompanying schedule of receipts and expenditures of federal awards is presented for purposes of additional analysis as required by the Uniform Guidance and is not a required part of the basic financial statements. The schedule is the responsibility of management and was derived from and relates directly to the underlying accounting and other records management used to prepare the basic financial statements. We subjected this schedule to the auditing procedures we applied to the basic financial statements. We also applied certain additional procedures, including comparing and reconciling this schedule directly to the underlying accounting and other records used to prepare the basic financial statements or to the basic financial statements themselves, and other additional procedures in accordance with auditing standards generally accepted in the United States of America. In our opinion, the schedule of receipts and expenditures of federal awards is fairly stated in all material respects in relation to the basic financial statements as a whole.



Keith Faber
Auditor of State
Columbus, Ohio

September 13, 2023

THIS PAGE INTENTIONALLY LEFT BLANK

FRANKLIN COUNTY
SCHEDULE OF FINDINGS
2 CFR § 200.515
DECEMBER 31, 2022

1. SUMMARY OF AUDITOR'S RESULTS

(d)(1)(i)	Type of Financial Statement Opinion	Unmodified
(d)(1)(ii)	Were there any material weaknesses in internal control reported at the financial statement level (GAGAS)?	No
(d)(1)(ii)	Were there any significant deficiencies in internal control reported at the financial statement level (GAGAS)?	No
(d)(1)(iii)	Was there any reported material noncompliance at the financial statement level (GAGAS)?	No
(d)(1)(iv)	Were there any material weaknesses in internal control reported for major federal programs?	No
(d)(1)(iv)	Were there any significant deficiencies in internal control reported for major federal programs?	No
(d)(1)(v)	Type of Major Programs' Compliance Opinion	Unmodified
(d)(1)(vi)	Are there any reportable findings under 2 CFR § 200.516(a)?	No
(d)(1)(vii)	Major Programs (list):	Highway Planning and Construction Cluster Emergency Rental Assistance Program AL # 21.023 Coronavirus State and Local Fiscal Recovery Funds AL # 21.027 Child Support Enforcement AL # 93.563 Adoption Assistance AL # 93.659 Medicaid Cluster Block Grants for Prevention and Treatment of Substance Abuse AL # 93.959
(d)(1)(viii)	Dollar Threshold: Type A/B Programs	Type A: > \$ 3,000,000 Type B: all others
(d)(1)(ix)	Low Risk Auditee under 2 CFR § 200.520?	Yes

FRANKLIN COUNTY
SCHEDULE OF FINDINGS
2 CFR § 200.515
DECEMBER 31, 2022
(Continued)

**2. FINDINGS RELATED TO THE FINANCIAL STATEMENTS
REQUIRED TO BE REPORTED IN ACCORDANCE WITH GAGAS**

None

3. FINDINGS AND QUESTIONED COSTS FOR FEDERAL AWARDS

None

Franklin County, Ohio

Annual Comprehensive Financial Report

For the Year Ended December 31, 2022





Downtown Columbus and the Scioto River at Dusk

This photo was taken at the entrance to the Scioto Greenway Trail near Spring Street in downtown Columbus, facing southeast toward the train trestle over the Scioto River, with the downtown skyline in the background near dusk. The trail, and river itself, are used by many each day for recreation, and visitors can often spot a train rumbling across the bridge carrying its cargo to destinations beyond Columbus. Featured among the skyline (left to right) are the Rhodes Tower, US Bank Building, the historic LaVeque Tower, Huntington Building, Vern Riffe Center for Government and the Arts, and Ohio Supreme Court.

Cover photo submitted by Nate Shipman

Nate has been an employee of the Franklin County Auditor's office since 2021 and serves as the Special Projects Coordinator.

Annual Comprehensive Financial Report

For the Year Ended December 31, 2022



Michael Stinziano **Franklin County Auditor**

Prepared by the Fiscal Services Division

Robert L. Caldwell, CPA – Chief Financial Officer

Matthew H. Jackson – Deputy Financial Officer

Financial Reporting:

K. Royce Chesser, CPA – Supervisor

Ernest R. Francis Frank S. Marsh

Amy V. Hernandez Paz

Accounts Payable:

Michelle A. Milby – Supervisor

Melissa A. Belhorn Slavica Damceski

Janet L. Jones Cinda C. Stuhr

Payroll:

Joseph M. Whittaker – Supervisor

Edward D. O'Block Anna E. Pindell

Craig S. Lantz

Financial Services

Jacalyn E. Federer Kerri L. Ritchie

Elizabeth B. Ondrey

Kelly A. Wagenbrenner

Financial Systems

Phillip K. Banks

Jamie L. Abraham

FRANKLIN COUNTY, OHIO



373 South High Street, 21st Floor
Columbus, Ohio 43215-6310
(614) 525-HOME (4663)

<http://www.FranklinCountyAuditor.com>

Table of Contents

I **Introductory Section**

Letter of Transmittalv
GFOA Certificate of Achievementxvi
Franklin County Government Organizational Chart xvii
Franklin County Elected Officials xviii

II **Financial Section**

Independent Auditor’s Report 1
Management’s Discussion and Analysis5
Basic Financial Statements:
Government-wide Financial Statements:
Statement of Net Position20
Statement of Activities23
Fund Financial Statements:
Governmental Funds:
Balance Sheet.....24
Reconciliation of Total Governmental Fund Balances to Net Position of
Governmental Activities26
Statement of Revenues, Expenditures and Changes in Fund Balances –
Governmental Funds28
Reconciliation of the Statement of Revenues, Expenditures and Changes
in Fund Balances of Governmental Funds to the Statement
of Activities.....30
Statements of Revenues, Expenditures and Changes in Fund Balances –
Budget and Actual (Non-GAAP Budgetary Basis):
General Fund32
Board of Developmental Disabilities (FCBDD) Fund33
Children Services Board Fund34
Alcohol, Drug and Mental Health (ADAMH) Board Fund35
Coronavirus Local Fiscal Recovery (CLFR) Fund36
Proprietary Funds:
Statement of Net Position.....38
Statement of Revenues, Expenses and Changes in Net Position40
Statement of Cash Flows.....41
Fiduciary Funds:
Statement of Net Position43
Statement of Changes in Net Position44
Notes to the Basic Financial Statements45

FRANKLIN COUNTY, OHIO

Required Supplementary Information:

Schedule of County's Proportionate Share of the Net Pension Liability	122
Schedule of County Pension Contributions	126
Schedule of County's Proportionate Share of the Net Other Postemployment Benefits (OPEB) Liability (Asset)	128
Schedule of County's Other Postemployment Benefit (OPEB) Contributions	130
Notes to the Required Supplementary Information	132

Combining Statements and Individual Fund Schedules:

Governmental Funds:

Fund Descriptions	136
Combining Balance Sheet – Nonmajor Governmental Funds	138
Combining Balance Sheet – Nonmajor Special Revenue Funds	139
Combining Balance Sheet – Nonmajor Debt Service Funds	143
Combining Balance Sheet – Nonmajor Capital Projects Funds.....	144
Combining Statement of Revenues, Expenditures and Changes in Fund Balances – Nonmajor Governmental Funds	146
Combining Statement of Revenues, Expenditures and Changes in Fund Balances – Nonmajor Special Revenue Funds.	147
Combining Statement of Revenues, Expenditures and Changes in Fund Balances – Nonmajor Debt Service Funds	151
Combining Statement of Revenues, Expenditures and Changes in Fund Balances – Nonmajor Capital Projects Funds	152

Individual Fund Schedules of Revenues, Expenditures and Changes in Fund Balance – Budget and Actual (Non-GAAP Budgetary Basis):

Major Funds	154
Nonmajor Funds.....	164

Combining Statements and Individual Fund Schedules:

Proprietary Funds:

Enterprise Funds

Fund Descriptions	190
Individual Fund Schedules of Revenues, Expenses and Changes in Fund Equity – Budget and Actual (Non-GAAP Budgetary Basis)	191

Internal Service Fund:

Fund Descriptions	193
Individual Fund Schedules of Revenues, Expenses and Changes in Fund Equity – Budget and Actual (Non-GAAP Budgetary Basis).....	194

FRANKLIN COUNTY, OHIO

Combining Statements and Individual Fund Schedules:

Combining Statement

Fiduciary Funds – Custodial:

Fund Descriptions	195
Combining Statement of Net Position	196
Combining Statement of Changes in Net Position.....	199

Combining Statement

Component Units:

Descriptions	202
Combining Statement of Net Position	203
Combining Statement of Activities	204

III **Statistical Section**

	Table	Page
Statistical Section Descriptions		S-1
Net Position by Component – Last Ten Years.....	1	S-3
Changes in Net Position – Last Ten Years.....	2	S-4
Fund Balances, Governmental Funds – Last Ten Years	3	S-6
Changes in Fund Balances, Governmental Funds – Last Ten Years	4	S-7
Assessed and Estimated Actual Value of Taxable Property – Last Ten Years	5	S-8
Assessed Valuation of the County by Classification – Last Ten Years	6	S-9
Real Property Value and Construction– Last Ten Years	7	S-10
Property Taxes on a \$100,000 Owner-Occupied Home or a Business	8	S-11
Property Tax Rates – Direct and Overlapping Governments – Last Ten Years	9	S-12
Principal Property Taxpayers – Current Year and Nine Years Ago	10	S-14
Property Tax Levies and Collections – Last Ten Years.....	11	S-15
Property Tax Levies – Voted and Unvoted – Current Year and Nine Years Ago	12	S-16
Other Major General Fund Revenue Sources – Last Ten Years	13	S-17
Ratios of Outstanding Debt by Type – Last Ten Years	14	S-18
Ratios of General Bonded Debt Outstanding – Last Ten Years.....	15	S-19
Computation of Legal Debt Margin – Last Ten Years.....	16	S-20
Outstanding Debt – Current Year and Nine Years Ago.....	17	S-21
Computation of Direct and Overlapping Debt	18	S-22
Pledged Revenue Coverage for Special Obligations – Last Ten Years	19	S-23
Demographic and Economic Statistics – Last Ten Years	20	S-24
Principal Employers – Current Year and Nine Years Ago	21	S-25
County Government Employees by Function/Activity – Last Ten Years.....	22	S-26
Operating Indicators and Capital Asset Statistics – Last Ten Years.....	23	S-27
Securities and Exchange Commission Rule 15c2-12 Compliance Information.....	24	S-30

FRANKLIN COUNTY, OHIO





INTRODUCTORY SECTION





June 29, 2023

Dear Neighbors:

As Franklin County Auditor, I am pleased to present the Annual Comprehensive Financial Report for the year ended December 31, 2022. This Annual Comprehensive Financial Report conforms to Generally Accepted Accounting Principles (GAAP) as applicable to local government entities. The report has been filed with the Auditor of State pursuant to Ohio Revised Code (ORC) Section 117.38. Responsibility for the accuracy of the data and the completeness and fairness of the presentation rests with the County's management. The Franklin County Auditor's Office believes the data is accurate in all material respects and fairly reflects the County's financial position and the results of its operations. All disclosures necessary to enable the reader to gain an understanding of the County's financial activities have been included.

Uniform Guidance requires an independent audit to be conducted annually. The audit, which includes procedures to fulfill federal Single Audit requirements, serves to maintain and strengthen the integrity of the County's accounting and budgetary controls. Included in this Annual Comprehensive Financial Report is the report of Keith Faber, Auditor of State. The State Auditor has issued an unmodified ("clean") opinion on the County's financial statements for the year ended December 31, 2022. The Single Audit, which meets the Uniform Guidance requirements, is published under separate cover and can be obtained by visiting <https://ohioauditor.gov/audits> or by sending a written request to the Franklin County Auditor, Fiscal Services Division, 373 South High Street, 21st Floor, Columbus, Ohio 43215-6310.

Management's Discussion and Analysis (MD&A) provides a narrative introduction, overview and analysis to accompany the basic financial statements. This letter of transmittal is designed to complement the MD&A and should be read in conjunction with it. The MD&A begins on page 5, immediately following the Independent Auditor's Report.

Each year we also publish the Franklin County Popular Annual Financial Report that provides significant financial information in a reader-friendly format. Unlike this Annual Comprehensive Financial Report, the Popular Annual Financial Report does not conform to GAAP and should be used as a supplement to, not in place of, the Annual Comprehensive Financial Report. Both the Annual Comprehensive Financial Report and the Popular Annual Financial Report can be accessed through the Internet on our web site at <http://www.FranklinCountyAuditor.com>.

Acknowledgements The preparation of this report could not have been accomplished without the dedicated effort of the entire Franklin County Auditor Fiscal Services Division. I especially want to thank the Financial Reporting Department who worked diligently to continue to comply with the precise guidelines established by the Government Finance Officers Association's (GFOA) award programs. Their commitment to excellence in financial reporting added to the quality of this Annual Comprehensive Financial Report. I would also like to express my appreciation to each of the County's elected officials and the various County agencies for their cooperation in the preparation of this report.

Sincerely,

Michael Stinziano
Franklin County Auditor

- v -

FRANKLIN COUNTY AUDITOR MICHAEL STINZIANO

373 South High Street | 21st Floor | Columbus, Ohio 43215

T (614) 525.HOME | C (614) 219.9224 | auditorstinziano@franklincountyohio.gov | franklincountyauditor.com

PRINTED IN HOUSE

FRANKLIN COUNTY, OHIO

***Letter of Transmittal
For the Year Ended December 31, 2022***

Overview

In implementing the County's integrated, automated accounting system, consideration was given to incorporating sound internal controls. Internal controls are designed to provide reasonable, but not absolute, assurance regarding the safeguarding of assets against loss from unauthorized use or disposition, and the reliability and accuracy of financial records for preparing financial statements and maintaining accountability for assets. The concept of reasonable assurance is based on the assumption that the cost of the controls should not outweigh their benefits. The accounting system encompasses appropriations, encumbrances, expenditures, revenues, payroll and capital assets and ensures the financial information generated is both accurate and reliable.

In County government, internal controls are enhanced through the separation of powers. The Commissioners, the Auditor and the Treasurer share the management and administration of the County's financial resources, providing an inherent system of checks and balances. Each of the County's elected officials and agency directors is responsible for internal controls over the cash collection function within their office. Some County offices and agencies hold money in bank accounts outside the County treasury. The individual offices and agencies are responsible for the transaction activity through and reconciliation of those accounts.

Profile of Franklin County Government

Formed in 1803, Franklin County is a political subdivision of the State of Ohio and has only those powers conferred upon it by state law. The following offices respectively hold the primary responsibility for budgeting, accounting and cash management in Franklin County. Each officeholder is elected to a four-year term.

The three-member Board of Commissioners (the Commissioners) serves as the taxing authority, the contracting body and the chief administrator of public services. The Commissioners adopt and oversee the annual operating budget, approve expenditures and issue debt.

As the County's chief fiscal officer, the Auditor is responsible for maintaining accurate records of all money received by or paid out of the County treasury. As the tax assessor for all political subdivisions within the County, the Auditor is responsible for computing the taxing rates for real estate and manufactured homes as determined by proper taxing authorities and popular vote.

As the County's banker, the Treasurer serves as custodian and investment officer for County funds. The Treasurer collects real estate and manufactured homes taxes.

The financial statements contained within this Annual Comprehensive Financial Report include all funds, agencies, boards and commissions that are not legally separate and for which Franklin County (the primary government and reporting entity) is financially accountable. The County provides many services to its citizens including tax collection and distribution, civil and criminal justice systems, public safety, health assistance, human services, and road and bridge maintenance. The County also operates two public parking garages and several water supply and sewage treatment systems. The County does not operate schools or hospitals, nor is it responsible for refuse collection or fire safety services.

FRANKLIN COUNTY, OHIO

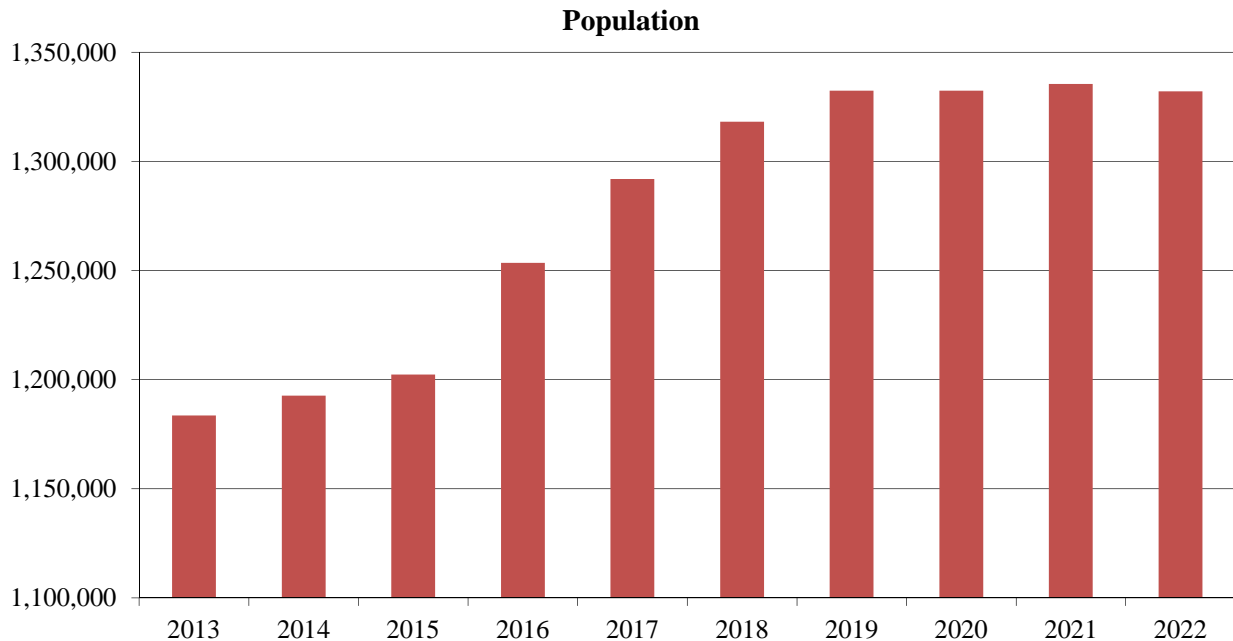
***Letter of Transmittal
For the Year Ended December 31, 2022***

Organizations that are legally separate from the County are included as component units if the County's elected officials appoint a voting majority of the organization's governing body and (1) the County has the ability to impose its will on that organization or (2) there is a potential for the organization to provide specific financial benefits to, or impose specific financial burdens on, the County. Franklin County Transportation Improvement District and Franklin County Stadium, Inc. and Columbus Baseball Team, Inc. are included in the financial statements as component units. A complete discussion of the reporting entity is provided in Note 1 to the basic financial statements.

Note 20 to the basic financial statements presents information about joint ventures with the City of Columbus, including the Columbus/Franklin County Affordable Housing Trust Corporation, the Franklin Park Conservatory Joint Recreation District and the Columbus-Franklin County Finance Port Authority. Other related organizations are discussed in Note 21, including the Central Ohio Community Improvement Corporation, the Columbus and Franklin County Metropolitan Park District, the Columbus Metropolitan Housing Authority, the Columbus Metropolitan Library, the Franklin County Convention Facilities Authority, the Franklin County Family and Children First Council, the Franklin County Healthier Buckeye Council, Friends of the Shelter, Housing of City Prisoners, Rise Together Innovation Center and the Workforce Development Board of Central Ohio.

Economic Condition and Outlook

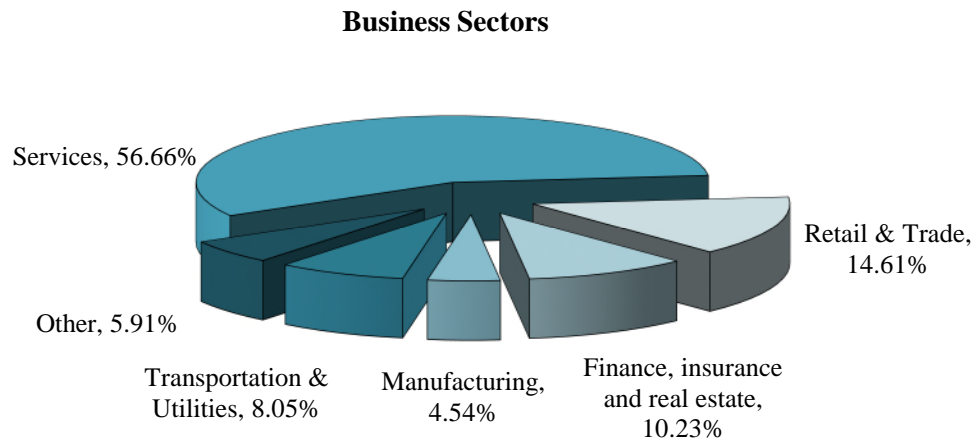
Franklin County is located in central Ohio, within 500 miles of half the nation's population. The County's population is estimated to be 1,332,150 at December 31, 2022, a decrease of 0.25 percent for the year and an increase of 12.55 percent in the last ten years. Columbus, the largest city in the County, serves as the state capital and the county seat. Franklin County encompasses 16 cities, 17 townships and 10 villages.



FRANKLIN COUNTY, OHIO

***Letter of Transmittal
For the Year Ended December 31, 2022***

Local Economy Central Ohio is among the more economically stable metropolitan areas in the United States. The area has shown resiliency during recessions. The economy is broad-based, with no single industry dominating it. Large employers in Franklin County include JP Morgan Chase, the Kroger Company, Nationwide Children’s Hospital, Nationwide, Amazon, Mount Carmel Health Systems and Honda. The chart below shows the proportionate number of employees in the various industries (excluding government), as reported by the U.S. Census Bureau, County Business Patterns for 2020 (the most recent data available).



Government and education are also major employers. Franklin County is home to several colleges and universities, including The Ohio State University. Together, the State of Ohio, City of Columbus and Franklin County employ 37,105 people. An additional 41,781 people are employed by either The Ohio State University or Columbus City Schools.

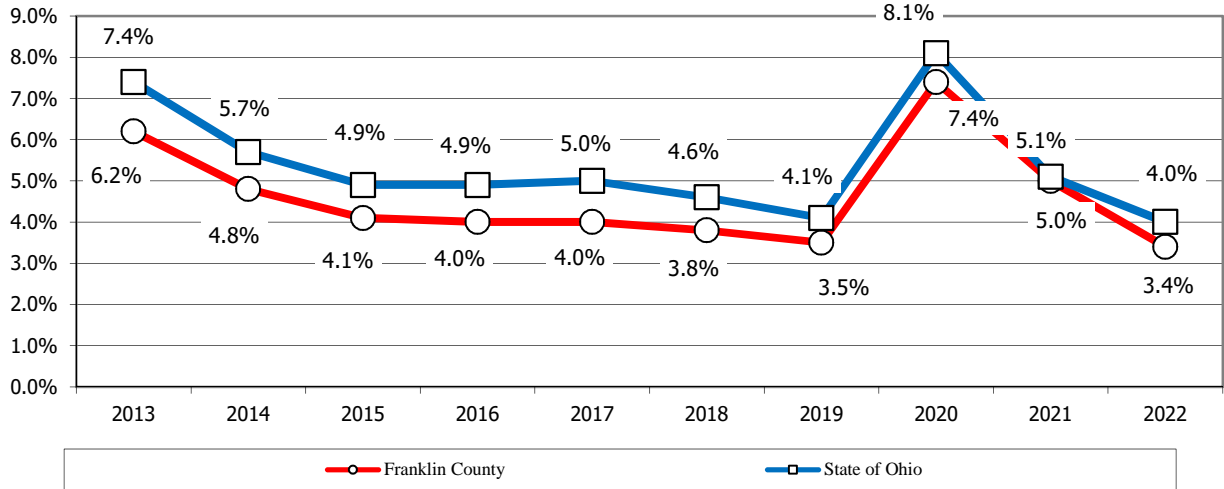
The diversity of business sectors helps the region weather the economic fluctuations experienced on a larger scale elsewhere. The County’s average unemployment rate decreased from 5.0 percent to 3.4 percent in 2022 as a result of recovery from the global Coronavirus Disease 2019 (COVID-19) pandemic. The County’s unemployment rate is lower than the state average, which is 4.0 percent, and lower than the national average of 3.6 percent.

A factor contributing to the lower unemployment rate is the County’s well-educated workforce. Based on 2020 educational attainment data published by the U. S. Census Bureau (the most recent data available), 91.1 percent of County residents ages 25 and older have graduated from high school, and 40.4 percent have completed four or more years of college.

FRANKLIN COUNTY, OHIO

**Letter of Transmittal
For the Year Ended December 31, 2022**

Unemployment Rates



During 2022, a sales tax of 7.50 percent was collected by the State of Ohio on sales made in Franklin County. The tax was split as follows: 5.75 percent for the State of Ohio; 1.25 percent for the County’s General Fund; and 0.50 percent for the Central Ohio Transit Authority. The County receives no direct funding through income taxes.

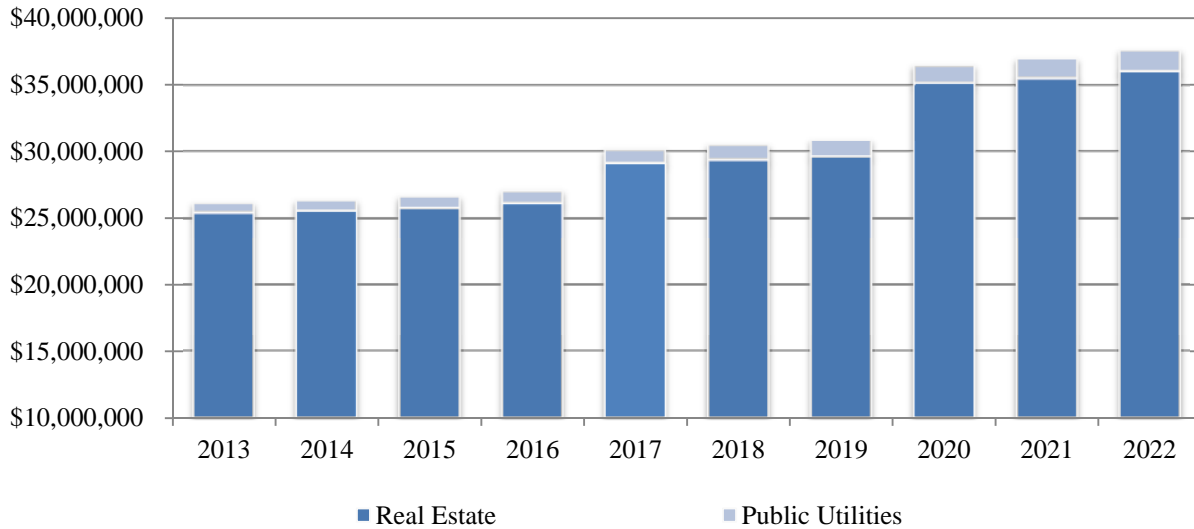
Property taxes are a significant revenue source for the General Fund and these County agencies: Board of Developmental Disabilities, Children Services Board, the Alcohol, Drug and Mental Health Board and the Office on Aging.

The total value of new construction was \$1.68 billion in 2022, with \$567 million in residential/agricultural and \$1.11 billion in commercial/industrial construction. In comparison, 2021 total new construction was \$1.50 billion. Overall, real property values are trending upward throughout the County as growth continues. The appraisal cycle is six years, with an update performed at the mid-point. The reappraisal performed in 2017 resulted in an increase in real property tax values. The next reappraisal will be performed in 2023. Additional information can be found in Note 6 to the basic financial statements and in the statistical tables.

FRANKLIN COUNTY, OHIO

**Letter of Transmittal
For the Year Ended December 31, 2022**

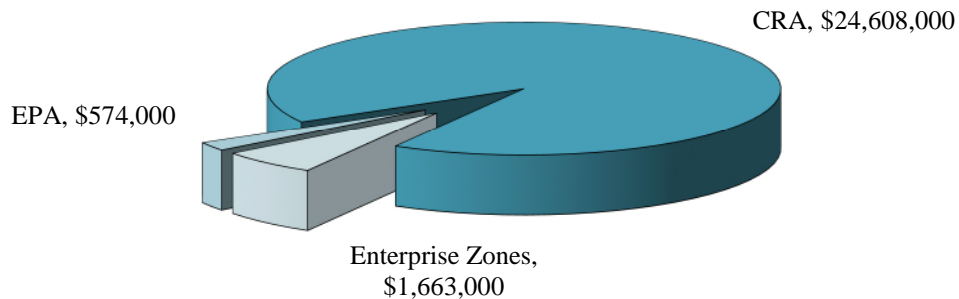
**Assessed Value of Taxable Property
(000's omitted)**



Tax Abatements Property tax abatements are used by state and local governments throughout the United States to attract business investment, create jobs, eliminate blight or pursue other goals. A tax abatement is a reduction in tax revenues that results from an agreement between one or more governments and an individual or entity in which (a) one or more governments promise to forgo tax revenues to which they are otherwise entitled and (b) the individual or entity promises to take a specific action after the agreement has been entered into that contributes to economic development or otherwise benefits the County or the citizens of the County.

Three tax abatement programs are utilized within Franklin County: Community Reinvestment Areas (CRA), Enterprise Zones and Environmental Protection Agency (EPA) programs. As reported in Note 17, the property taxes forgone by the County for abatement programs within the County for the year ended December 31, 2022 totaled \$26.8 million.

Tax Abatement Programs



FRANKLIN COUNTY, OHIO

***Letter of Transmittal
For the Year Ended December 31, 2022***

Local governments are required to file annually all abatement information with the State of Ohio. This applies to each individual abatement contract and overall statistics of the programs related to the abatements granted. Information such as number of jobs created, retained employment, the amount of payroll related to increased jobs and real estate improvement dollars invested.

The Tax Incentive Review Council (TIRC) is organized by Section 5709.85(A)(1) of the Ohio Revised Code and annually reviews tax abatement agreements in August. While some agreements are falling short of their targets in one or more categories, other agreements are significantly exceeding their targets. Below is the performance of these agreements within the County as a whole for 2022.

<u>Performance Measure</u>	<u>Promised</u>	<u>Realized</u>	<u>%</u>
New full time jobs	15,386	19,093	124
Retained full time jobs	9,531	10,570	111
New payroll	\$ 900,745,150	\$1,160,893,886	129
Investment	\$2,464,044,335	\$2,668,829,795	108

For the county as a whole, the number of retained full-time jobs, new payroll and investment exceeds the number promised. For the individual agreements that are falling behind on their promises, TIRCs can recommend that they be modified to adjust the terms of the agreement by either changing the duration or abatement percentage that the individual or entity are eligible for, or by changing the jobs, payroll or investment targets the individual or entity must reach.

Financial Policies The budget must be structurally balanced so that continuing revenues support continuing expenditures. One-time surpluses may not be used to expand continuing expenditures. Rather, they may be used for one-time expenditures, such as capital projects. County agencies are encouraged to maximize the use of state and federal revenues so as to help preserve general revenues for other needs.

Budgetary appropriations may not exceed estimated resources, with a balanced budget maintained in each fund. Department and agency budget requests are submitted in a program-based format in conjunction with strategic business plans that outline each program's performance goals for the following year. Actual performance data related to the demands, outputs, results and efficiencies of each program are part of the budget presentation. Some special revenue funds are required to maintain a balance necessary to cover operational needs for the first several pay periods of the following year in the event that a revenue stream is delayed. Agencies funded through tax levies are required to show that the expenditures forecast over the life of the levy do not exceed the estimated revenue collections.

The budget may be amended or supplemented at any time during the year upon formal action of the Commissioners. Transfers of cash between funds require the Commissioners' authorization. Appropriations lapse at the end of the year. The Commissioners adopted the County's 2022 operating budget on December 14, 2021. Additional information on the County's budgetary process can be found in Note 3 to the basic financial statements.

FRANKLIN COUNTY, OHIO

***Letter of Transmittal
For the Year Ended December 31, 2022***

ORC § 5705.13 and ORC § 5705.29 permit the taxing authority of a political subdivision to establish reserve balance accounts and to estimate contingent expenses. In accordance with actions taken by the Commissioners, the following set-asides are in place:

- General Fund Contingency – up to three percent of the General Fund budget may be set aside for unanticipated critical needs. In 2022, \$15.4 million was set aside for this purpose.
- Economic Stabilization – five percent of the preceding year’s General Fund revenue or one-sixth of the previous year’s General Fund expenditures may be reserved to stabilize the budget against cyclical changes in revenue and expenditures. This account had a balance of \$85.0 million as of December 31, 2022 and is shown as unassigned within the General Fund.
- Risk Management – funds may be reserved for self-insurance. Liability claims arising from automobile accidents, litigation settlements and judgment awards are paid from agency budgets or from the amount designated for risk management within the General Fund. The actual claims paid during 2022 totaled \$2,864,000. As of December 31, 2022, \$13,000 was recorded as payable related to known claims, and \$7.614 million is shown as committed in the General Fund for unasserted claims.
- 27th Pay Period – established in 1995, this reserve gradually collects the funds necessary to meet the payroll requirements of a 27th pay period for General Fund employees which occurred in 2020. The next year with twenty-seven pay days will be 2032. The balance at December 31, 2022, was \$5.5 million and is shown as committed in the General Fund in the financial statements.

In addition to the reserve balances and contingencies permitted by state law, the Commissioners have pledged \$15.9 million in debt service on the lease revenue anticipation bonds issued by the Franklin County Convention Facilities Authority to finance a full-service convention center hotel and \$3.6 million for debt service on the special obligation bonds and notes issued by the County for the construction of Huntington Park that has been leased to Franklin County Stadium, Inc. and Columbus Baseball Team, Inc. The entities have made their respective debt service payments and the pledges have not been required to meet the obligations. These amounts are shown as committed in the General Fund.

The Treasurer is responsible for the investment of funds in accordance with the County’s investment policy as authorized by the Investment Advisory Committee and in keeping with ORC § 135.35. Specific requirements and limitations are described in Note 4 to the basic financial statements. To maximize the County’s return on investment, the Treasurer’s Office employs a cash management program and contracts with an investment advisory firm that systematically coordinates cash management, bank relations and the investment of surplus cash. Communication with other County agencies is integral in this process. At December 31, 2022, the County had \$367.9 million unrestricted cash and investments in its General Fund and \$1.8 billion for the entire reporting entity. The cash and investments balance includes the designated monies previously described.

FRANKLIN COUNTY, OHIO

Letter of Transmittal

For the Year Ended December 31, 2022

It is the County's policy to issue long-term, fixed-rate debt as a supplement to current tax revenues and fund balances for financing infrastructure and capital projects. Consistent with Ohio law, long-term debt is not issued to support current operations. The County sells bond anticipation notes instead of bonds only when market conditions dictate, or as part of a multi-step construction program. The County will consider using either a competitive process or a negotiated process when issuing bonds. Debt capacity is benchmarked against means and medians for other triple-A rated counties of similar size and complexity as published by Moody's Investor Services and Standard & Poor's. The County's capital plan, debt obligations and debt capacity are evaluated together in an integrated manner, on an annual basis.

Long-term Financial Planning The capital budgeting process utilizes a detailed five-year capital plan. A multi-year linkage between operating and capital budgets aids in determining the impact on future spending. Particular attention is focused on extending an asset's life. A thorough preventive maintenance program is required on each project, helping to avert major or emergency repairs.

The County normally relies on the strength of its triple-A ratings, conservative fiscal practices, substantial revenue capacity, and reasonable debt ratios to access capital markets for financing projects. When beneficial in view of interest rates and the general economic picture, the County pays for capital improvements from current tax revenues and available cash balances. Franklin County's triple-A credit rating was reaffirmed by Moody's Investors Service (October 2022) and Standard & Poor's (June 2021).

Major Initiatives The County has undertaken projects for construction of key community assets, including:

- Several infrastructure improvements were completed in 2022, including realigning the Clark State Road curves totaling \$165,000, Commerce Street improvements totaling \$325,000, Olentangy River Road Bridge over Carhart Ditch and the Olentangy River Road Bridge over Linworth Run totaling \$1,155,000, Sunbury Road Bridge over Argyle Run totaling \$1,301,000, Winchester Pike over Georges Creek totaling \$1,108,000, and Morse Road at Babbitt Road roundabout totaling \$3,558,000. The Engineer's Office substantially completed Franklin County Resurfacing totaling \$5,556,000 and Franklin County Township Resurfacing totaling \$3,550,000. The Drainage Engineer's Office also completed a number of important designs and studies to be prepared for construction in future years including Woodrow Ditch Drainage Study, Grener Richards Maier Ditch Watershed Study, Rensch Road Drainage, Alkire Road Drainage Study, Cook Tri-County Ditch Drainage Improvement, and Koebel Baird Rainer Drainage Study.
- With respect to future capital improvements, the County anticipates that additional Corrections Center space will be needed based on the condition of the current facilities and forecasted population growth for the County over the next several years. At this time, the estimated costs for planning and construction of the new James A Karnes Corrections Center is projected at approximately \$360 million. Planning, design, and construction for the initial section of the building was completed in 2021 and the phased occupancy commenced. The continuation phase of the project remains in progress and construction is scheduled to be completed in 2023. Additionally, the new Forensic Science Center houses the County Coroner's morgue and laboratory facilities was completed in May 2020 at an estimated cost of \$37 million. The County is using the proceeds from the temporary increase in the County's sales tax rate of one quarter of one percent. The County issued bonds in 2018 in the amount of \$200 million for the completion of the Corrections Center.

FRANKLIN COUNTY, OHIO

Letter of Transmittal

For the Year Ended December 31, 2022

- The County received bond proceeds in 2018 in the amount of \$50 million to support Facility Renovation projects. In 2021, the Franklin County Domestic Relations and Juvenile Court Renovation Project and the multi-year elevator modernization project in the Franklin County Office Tower were completed. Additionally in 2021, several sizable roof replacements including at the Franklin County Office Tower, Memorial Hall, and Franklin County Corrections Center II were completed. Other facility preservation projects in 2021 included a generator replacement at Franklin County Corrections Center II; HVAC replacement at the Jobs and Family Services East Opportunity Center; replacement of exhaust fans original to the Office Tower; controls upgrades and fire alarm updates at Memorial Hall; and corrosion inspection of sprinkler systems at various facilities. To further enhance security, projects to replace existing analog cameras with state-of-the-art IP cameras commenced at various County facilities including at the Office Tower, Memorial Hall, Corrections Center II, Common Pleas Court, Fulton Street Building, and the Jobs and Family Services West Opportunity Center. Additional projects that are in progress include: enhancement of audio/visual technology for the Franklin County Domestic Relations and Juvenile Court; the initial phase of the water, sanitary and storm piping replacement in the Franklin County Tower; construction of a new Prosecutor's Office property storage room; and various space renovations in the Franklin County Tower.

Awards The Government Finance Officers Association (GFOA) has awarded Franklin County the Certificate of Achievement for Excellence in Financial Reporting for the year ended December 31, 2021. The County has received this prestigious award for thirty-nine consecutive years. The Certificate of Achievement is the highest form of recognition for excellence in state and local government financial reporting. To earn the Certificate of Achievement, the County published a readable and well-organized Annual Comprehensive Financial Report whose contents conformed to program standards and satisfied GAAP and applicable legal requirements. The Certificate of Achievement is valid for a period of one year. We believe our current report continues to conform to the Certificate of Achievement program requirements and we are submitting it to the GFOA.

The GFOA has also presented us an Award for Outstanding Achievement in Popular Annual Financial Reporting for the year ended December 31, 2021. This will be our twenty-seventh consecutive Award. To earn the Award, the Auditor's Office published the Franklin County Annual Financial Report to provide taxpayers and other interested parties with an overview of the County's financial condition and results of its operations. The 2022 Annual Report will be submitted to the GFOA for award consideration.

Contact Questions regarding the Franklin County Auditor's Office and this report can be directed to Auditor Michael Stinziano, 373 S. High Street, 21st Floor, Columbus, Ohio 43215, auditorstinziano@franklincountyohio.gov, or 614-525-HOME (4663).

FRANKLIN COUNTY, OHIO



*Government Finance Officers Association of the United States and Canada
Certificate of Achievement for Excellence in Financial Reporting*



Government Finance Officers Association

Certificate of
Achievement
for Excellence
in Financial
Reporting

Presented to

**Franklin County
Ohio**

For its Annual Comprehensive
Financial Report
For the Fiscal Year Ended

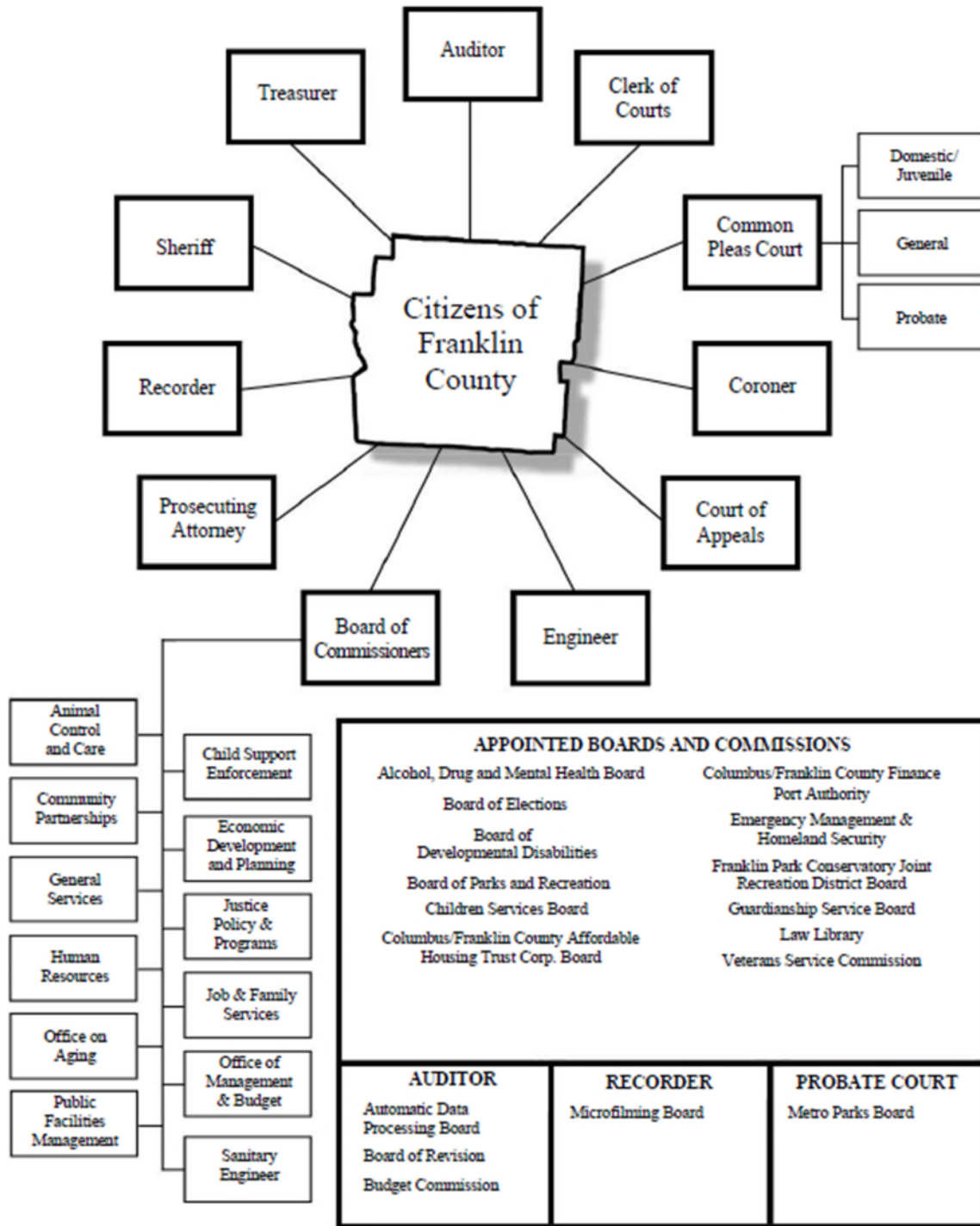
December 31, 2021

Christopher P. Morill

Executive Director/CEO

FRANKLIN COUNTY, OHIO

County Organizational Chart
For the Year Ended December 31, 2022



FRANKLIN COUNTY, OHIO

***List of Elected Officials
For the Year Ended December 31, 2022***

AUDITOR

*373 S. High Street, 21st Floor
Columbus, Ohio 43215
614.525.3200*

Michael Stinziano

**BOARD OF
COMMISSIONERS**

*373 S. High Street, 26th Floor
Columbus, Ohio 43215
614.525.3322*

Kevin Boyce
Erica C. Crawley
John O'Grady

CLERK OF COURTS

*373 S. High Street, 23rd Floor
Columbus, Ohio 43215
614.525.3600*

Maryellen O'Shaughnessy

**COMMON PLEAS COURT
DOMESTIC/JUVENILE**

*373 S. High Street, 6th Floor
Columbus, Ohio 43215
614.525.6328*

James W. Brown
Kim A. Browne
Elizabeth Gill
Monica Hawkins
George W. Leach
Douglass Nobles
Lasheyl Stroud

**COMMON PLEAS COURT
GENERAL**

*345 S. High Street
Columbus, Ohio 43215
614.525.3454*

Carl Aveni
Christopher Brown
Jeffrey Brown
Kimberly J. Brown
Kimberly Cocroft
Richard A. Frye
Dan Hawkins
Michael J. Holbrook
Julie M. Lynch
Stephen L. McIntosh
Andy Miller
Sheryl Munson
Colleen O'Donnell
Jaiza Page
Karen Phipps
Mark Serrott
David Young

**COMMON PLEAS COURT
PROBATE**

*373 S. High Street, 22nd Floor
Columbus, Ohio 43215
614.525.3894*

Jeffrey D. Mackey

CORONER

*2090 Frank Road
Columbus, Ohio 43223
614.525.5290*

Nathaniel R. Overmire

**COURT OF APPEALS
TENTH DISTRICT**

*373 S. High Street, 24th Floor
Columbus, Ohio 43215
614.525.3580*

Laurel Beatty Blunt
Susan Brown
Julia L. Dorrian
Terri Jamison
William A. Klatt
Michael C. Mentel
Lisa L. Sadler
Betsy Luper Schuster

ENGINEER

*970 Dublin Road
Columbus, Ohio 43215
614.525.3030*

Cornell R. Robertson

PROSECUTING ATTORNEY

*373 S. High Street, 14th Floor
Columbus, Ohio 43215
614.525.3555*

Gary Tyack

RECORDER

*373 S. High Street, 18th Floor
Columbus, Ohio 43215
614.525.3930*

Daniel O'Connor

SHERIFF

*410 S. High Street
Columbus, Ohio 43215
614.525.3360*

Dallas Baldwin

TREASURER

*373 S. High Street, 17th Floor
Columbus, Ohio 43215
614.525.3438*

Cheryl Brooks Sullivan



FINANCIAL SECTION



OHIO AUDITOR OF STATE KEITH FABER



88 East Broad Street
Columbus, Ohio 43215
ContactUs@ohioauditor.gov
(800) 282-0370

INDEPENDENT AUDITOR'S REPORT

Franklin County
373 South High Street, 26th Floor
Columbus, Ohio 43215

To the Board of County Commissioners:

Report on the Audit of the Financial Statements

Opinions

We have audited the financial statements of the governmental activities, the business-type activities, each major fund, and the aggregate discretely presented component units and remaining fund information of Franklin County, Ohio (the County), as of and for the year ended December 31, 2022, and the related notes to the financial statements, which collectively comprise the County's basic financial statements as listed in the table of contents.

In our opinion, based on our audit and the report of other auditors, the accompanying financial statements referred to above present fairly, in all material respects, the respective financial position of the governmental activities, the business-type activities, each major fund, and the aggregate discretely presented component units and remaining fund information of the County, as of December 31, 2022, and the respective changes in financial position and where applicable, cash flows, thereof and the respective budgetary comparisons for the General, Board of Developmental Disabilities, Children Services Board, Alcohol Drug and Mental Health Board and Coronavirus Local Fiscal Recovery funds for the year then ended in accordance with the accounting principles generally accepted in the United States of America.

We did not audit the financial statements of the Franklin County Stadium, Inc. and Columbus Baseball Team, Inc. which represent 0.94 percent, 5.90 percent, and 0.34 percent, respectively, of the assets, net position, and revenues of the of the aggregate discretely presented component units and remaining fund information as of December 31, 2022, and the respective changes in financial position and where applicable, cash flows, thereof for the year then ended. Those statements were audited by other auditors whose report has been furnished to us, and our opinions, insofar as it relates to the amounts included for the Franklin County Stadium, Inc. and Columbus Baseball Team, Inc. are based solely on the report of other auditors.

Basis for Opinions

We conducted our audit in accordance with auditing standards generally accepted in the United States of America (GAAS) and the standards applicable to financial audits contained in *Government Auditing Standards*, issued by the Comptroller General of the United States. Our responsibilities under those standards are further described in the *Auditor's Responsibilities for the Audit of the Financial Statements* section of our report. We are required to be independent of the County, and to meet our other ethical responsibilities, in accordance with the relevant ethical requirements relating to our audit. We believe that the audit evidence we have obtained is sufficient and appropriate to provide a basis for our audit opinions.

Responsibilities of Management for the Financial Statements

Management is responsible for the preparation and fair presentation of the financial statements in accordance with accounting principles generally accepted in the United States of America, and for the design, implementation, and maintenance of internal control relevant to the preparation and fair presentation of financial statements that are free from material misstatement, whether due to fraud or error.

In preparing the financial statements, management is required to evaluate whether there are conditions or events, considered in the aggregate, that raise substantial doubt about the County's ability to continue as a going concern for twelve months beyond the financial statement date, including any currently known information that may raise substantial doubt shortly thereafter.

Auditor's Responsibilities for the Audit of the Financial Statements

Our objectives are to obtain reasonable assurance about whether the financial statements as a whole are free from material misstatement, whether due to fraud or error, and to issue an auditor's report that includes our opinions. Reasonable assurance is a high level of assurance but is not absolute assurance and therefore is not a guarantee that an audit conducted in accordance with GAAS and *Government Auditing Standards* will always detect a material misstatement when it exists. The risk of not detecting a material misstatement resulting from fraud is higher than for one resulting from error, as fraud may involve collusion, forgery, intentional omissions, misrepresentations, or the override of internal control. Misstatements are considered material if there is a substantial likelihood that, individually or in the aggregate, they would influence the judgment made by a reasonable user based on the financial statements.

In performing an audit in accordance with GAAS and *Government Auditing Standards*, we

- exercise professional judgment and maintain professional skepticism throughout the audit.
- identify and assess the risks of material misstatement of the financial statements, whether due to fraud or error, and design and perform audit procedures responsive to those risks. Such procedures include examining, on a test basis, evidence regarding the amounts and disclosures in the financial statements.
- obtain an understanding of internal control relevant to the audit in order to design audit procedures that are appropriate in the circumstances, but not for the purpose of expressing an opinion on the effectiveness of the County's internal control. Accordingly, no such opinion is expressed.
- evaluate the appropriateness of accounting policies used and the reasonableness of significant accounting estimates made by management, as well as evaluate the overall presentation of the financial statements.
- conclude whether, in our judgment, there are conditions or events, considered in the aggregate, that raise substantial doubt about the County's ability to continue as a going concern for a reasonable period of time.

We are required to communicate with those charged with governance regarding, among other matters, the planned scope and timing of the audit, significant audit findings, and certain internal control-related matters that we identified during the audit.

Required Supplementary Information

Accounting principles generally accepted in the United States of America require that the *management's discussion and analysis*, and schedules of net pension and other post-employment benefit liabilities and pension and other post-employment benefit contributions be presented to supplement the basic financial statements. Such information is the responsibility of management and, although not a part of the basic financial statements, is required by the Governmental Accounting Standards Board who considers it to be an essential part of financial reporting for placing the basic financial statements in an appropriate operational, economic, or historical context. We have applied certain limited procedures to the required supplementary information in accordance with auditing standards generally accepted in the United States of America, which consisted of inquiries of management about the methods of preparing the information and comparing the information for consistency with management's responses to our inquiries, the basic financial statements, and other knowledge we obtained during our audit of the basic financial statements. We do not express an opinion or provide any assurance on the information because the limited procedures do not provide us with evidence sufficient to express an opinion or provide any assurance.

Supplementary information

Our audit was conducted for the purpose of forming opinions on the financial statements as a whole. The combining and individual nonmajor fund financial statements and schedules are presented for purposes of additional analysis and are not a required part of the basic financial statements.

Such information is the responsibility of management and was derived from and relates directly to the underlying accounting and other records used to prepare the basic financial statements. The information has been subjected to the auditing procedures applied in the audit of the basic financial statements and certain additional procedures, including comparing and reconciling such information directly to the underlying accounting and other records used to prepare the basic financial statements or to the basic financial statements themselves, and other additional procedures in accordance with auditing standards generally accepted in the United States of America. In our opinion, the combining and individual nonmajor fund financial statements and schedules are fairly stated, in all material respects, in relation to the basic financial statements as a whole.

Other Information

Management is responsible for the other information included in the annual financial report. The other information comprises the introductory and statistical sections but does not include the basic financial statements and our auditor's report thereon. Our opinions on the basic financial statements do not cover the other information, and we do not express an opinion or any form of assurance thereon.

In connection with our audit of the basic financial statements, our responsibility is to read the other information and consider whether a material inconsistency exists between the other information and the basic financial statements, or the other information otherwise appears to be materially misstated. If, based on the work performed, we conclude that an uncorrected material misstatement of the other information exists, we are required to describe it in our report.

Other Reporting Required by Government Auditing Standards

In accordance with *Government Auditing Standards*, we will also issue our report dated June 29, 2023, on our consideration of the County's internal control over financial reporting and our tests of its compliance with certain provisions of laws, regulations, contracts and grant agreements and other matters. The purpose of that report is solely to describe the scope of our testing of internal control over financial reporting and compliance and the results of that testing, and not to provide an opinion on the effectiveness of the County's internal control over financial reporting or on compliance. That report is an integral part of an audit performed in accordance with *Government Auditing Standards* in considering the County's internal control over financial reporting and compliance.



Keith Faber
Auditor of State
Columbus, Ohio

June 29, 2023

***Management's Discussion and Analysis
For the Year Ended December 31, 2022***

Unaudited

As management of Franklin County (the County), we offer readers this narrative overview and analysis of the financial activities of the County as a whole for the fiscal year ended December 31, 2022. We encourage readers to consider the information presented here in conjunction with our letter of transmittal, which can be found at the front of this report, and the financial statements, which follow this section and provide more specific detail. All amounts, unless otherwise indicated, are expressed in thousands of dollars.

Financial Highlights

- The County's assets and deferred outflows exceeded its liabilities and deferred inflows at the close of the year by \$1.714 billion. Of this amount, \$167.9 million is considered unrestricted. Unrestricted net position may be used to meet ongoing obligations. The unrestricted net position of the County's governmental activities and business-type activities are \$151.1 million and \$16.8 million, respectively.
- The County's total net position increased by \$204.7 million for the year, an increase of 13.6 percent. Net position of the governmental activities increased \$200.1 million, or 13.9 percent. Net position of the business-type activities increased \$4.6 million, or 6.7 percent.
- Total revenues for the year were \$1.560 billion. General revenues (taxes, investment earnings, unrestricted grants) accounted for \$896.0 million, or 57.4 percent of all revenues. Program revenues (charges for services, program-specific grants and contributions) were \$664.4 million, or 42.6 percent.
- The County's expenses related to governmental activities were \$1.345 billion. Of this amount, \$650.8 million, or 48.4 percent of the total expenses were offset by program revenues. General revenues, primarily taxes, provided for the remaining amount.
- At the close of the year, the County's governmental funds reported a combined ending fund balance of \$1.282 billion, a decrease of \$24.0 million in comparison with the prior year. Of the combined fund balance, \$213.6 million was considered unassigned and available for spending at the County's discretion.
- At the end of the current year, unassigned fund balance for the General Fund was \$213.7 million, or 36.3 percent of total General Fund expenditures (including transfers out). Unassigned fund balance for the General Fund decreased by \$64.8 million, or 23.3 percent, when compared to the prior year's General Fund unassigned fund balance.
- The County's net investment in capital assets of \$732.8 million increased by \$83.9 million, representing a 13.8 percent increase related to governmental activities and a 3.4 percent increase related to business-type activities.
- The County's total long-term debt (bonds, notes, loans and leases) of \$496.0 million decreased by \$26.8 million, representing a 4.9 percent decrease in debt related to governmental activities and a 8.0 percent decrease in debt related to business-type activities.

Overview of the Financial Statements

Management's discussion and analysis is intended to serve as an introduction to the County's basic financial statements, which are comprised of three components: 1) government-wide financial statements, 2) fund financial statements, and 3) notes to the basic financial statements. This report also contains required supplementary information.

Government-wide Financial Statements The government-wide financial statements provide a broad overview of the County's finances in a manner similar to a private-sector business and can be found on pages 20 and 23 of this report.

The statement of net position presents information on all the County's assets and deferred outflows and liabilities and deferred inflows, with the difference reported as net position. Over time, the change in net position may serve as a useful indicator of whether the County's financial position is improving or declining.

The statement of activities shows how the County's net position changed during the most recent fiscal year. All changes in net position are reported as soon as the underlying event occurs, regardless of the timing of related cash flows. Thus, revenues and expenses are reported in this statement for some items that will result in cash flows in future fiscal periods (e.g., uncollected taxes and earned but unused vacation leave).

Both of the government-wide financial statements distinguish functions of the County that are principally supported by taxes and intergovernmental revenues (governmental activities) from other functions that are intended to recover their costs through user fees and charges (business-type activities). The County's governmental activities include general government, judicial, public safety, human services, health, public works, conservation and recreation, and community development functions. The County's business-type activities include water and sewer, and parking facilities operations.

The government-wide financial statements include not only Franklin County itself (known as the primary government), but also certain organizations for which the County is financially accountable. Financial information for these component units is reported separately. The County's component units include the Franklin County Transportation Improvement District (FCTID) and Franklin County Stadium, Inc. and Columbus Baseball Team, Inc. (Stadium and Team). Notes 1 and 19 to the basic financial statements contain more information about the component units.

Fund Financial Statements A fund is a grouping of related accounts that is used to maintain control over resources that have been segregated for specific activities or objectives. The County, like other state and local governments, uses fund accounting to ensure and demonstrate compliance with finance-related legal requirements. The County's funds can be divided into three categories: governmental funds, proprietary funds and fiduciary funds.

Governmental Funds: Governmental funds are used to account for essentially the same functions that are reported as governmental activities in the government-wide financial statements. However, unlike the government-wide financial statements, governmental fund financial statements focus on current sources and uses of spendable resources, as well as balances of spendable resources available at the end of the fiscal year. Such information may be useful in evaluating a government's short-term financing requirements.

***Management's Discussion and Analysis
For the Year Ended December 31, 2022***

Unaudited

Because the focus of governmental funds is narrower than that of the government-wide financial statements, it is useful to compare the information presented for governmental funds with similar information presented for governmental activities in the government-wide financial statements so as to understand the long-term impact of the County's short-term financing decisions. Both the governmental fund balance sheet and the governmental fund statement of revenues, expenditures and changes in fund balances provide reconciliations to facilitate this comparison between governmental funds and governmental activities. See pages 26 and 30 of this report.

The County maintains many individual governmental funds. Information is presented separately in the governmental fund balance sheet and in the governmental fund statement of revenues, expenditures and changes in fund balances for those funds considered to be major funds. For Franklin County, these are the General Fund, Board of Developmental Disabilities (FCBDD) fund, Children Services Board fund, Alcohol, Drug and Mental Health (ADAMH) Board fund, and Coronavirus Local Fiscal Recovery fund. Data from the other governmental funds is aggregated for presentation as a single column. Individual fund data for each of the nonmajor governmental funds is provided in the combining statements.

The County adopts a budget resolution annually. Financial statements for the major funds have been prepared on a budgetary basis that does not conform with generally accepted accounting principles (GAAP) and are provided on pages 32 – 36 to demonstrate budgetary compliance.

Proprietary Funds: The County maintains two types of proprietary funds. Enterprise funds report the same functions presented as business-type activities in the government-wide financial statements. Enterprise funds are used to account for water and sewer, and parking facilities operations. Internal service funds are an accounting device used to accumulate and allocate costs internally across the County's various functions. Internal service funds are used to account for employee benefits. Because the services accounted for in the internal service funds predominantly benefit governmental rather than business-type functions, they have been included within governmental activities in the government-wide financial statements.

The proprietary fund statements provide the same type of information as the government-wide financial statements, only in more detail. The proprietary fund financial statements show the Water and Sewer fund and the Parking Facilities fund separately; the internal service funds are aggregated. The basic proprietary fund financial statements are on pages 38 – 42

Fiduciary Funds: Fiduciary funds are used to account for resources held for the benefit of parties outside the County. Fiduciary funds are not reflected in the government-wide financial statements because those resources are not available to support the County's own programs. The accounting used for fiduciary funds is much like that used for proprietary funds. The fiduciary statements can be found on pages 43 – 44

Notes to the Basic Financial Statements The notes provide additional information essential to a full understanding of the data provided in the government-wide and fund financial statements. The notes to the basic financial statements can be found on pages 45 – 120

Other Information The combining statements referred to earlier in connection with nonmajor governmental funds, proprietary funds, fiduciary funds and component units are presented immediately following the notes. Individual fund schedules prepared on a non-GAAP, budgetary basis are also presented. Combining nonmajor fund statements and individual fund schedules can be found on pages 138 – 204 of this report.

FRANKLIN COUNTY, OHIO

**Management's Discussion and Analysis
For the Year Ended December 31, 2022**

Unaudited

Government-wide Financial Analysis

The following table provides a summary of the County's net position compared to the prior year:

	Net Position (Amounts in 000's)					
	Governmental Activities		Business-type Activities		Total	
	2022	2021	2022	2021	2022	2021
Assets:						
Current and other assets	\$ 2,373,634	\$ 2,230,101	\$ 20,526	\$ 18,247	\$ 2,394,160	\$ 2,248,348
Capital assets	<u>1,125,410</u>	<u>1,065,869</u>	<u>89,425</u>	<u>90,350</u>	<u>1,214,835</u>	<u>1,156,219</u>
Total assets	3,499,044	3,295,970	109,951	108,597	3,608,995	3,404,567
Total deferred outflows of resources	123,714	134,873	826	827	124,540	135,700
Liabilities:						
Long-term debt	463,100	486,979	32,882	35,756	495,982	522,735
Other long-term liab.	306,595	460,593	818	1,402	307,413	461,995
Other liabilities	<u>329,325</u>	<u>226,810</u>	<u>1,953</u>	<u>1,805</u>	<u>331,278</u>	<u>228,615</u>
Total liabilities	1,099,020	1,174,382	35,653	38,963	1,134,673	1,213,345
Total deferred inflows of resources	<u>883,263</u>	<u>816,051</u>	<u>1,230</u>	<u>1,213</u>	<u>884,493</u>	<u>817,264</u>
Net position:						
Net investment in capital assets	675,682	593,694	57,076	55,178	732,758	648,872
Restricted	813,688	783,896	-	-	813,688	783,896
Unrestricted	<u>151,105</u>	<u>62,820</u>	<u>16,818</u>	<u>14,070</u>	<u>167,923</u>	<u>76,890</u>
Total net position	<u>\$ 1,640,475</u>	<u>\$ 1,440,410</u>	<u>\$ 73,894</u>	<u>\$ 69,248</u>	<u>\$ 1,714,369</u>	<u>\$ 1,509,658</u>

As noted earlier, net position may serve as a useful indicator of the County's financial position. The County's assets and deferred outflows exceeded liabilities and deferred inflows by \$1.714 billion (\$1.640 billion in governmental activities and \$73.9 million in business-type activities) at the close of the year. The County as a whole, and its separate governmental and business-type activities, had positive balances in all categories of net position.

A large portion of the County's net position, 42.7 percent, reflects its net investment in capital assets (e.g., land, buildings and improvements, infrastructure, machinery and equipment, and construction in progress) less accumulated depreciation and any related outstanding debt that had been used to acquire those assets. Although the County's investment in its capital assets is reported net of related debt, it should be noted that the resources needed to repay this debt must be provided from other sources, since the capital assets themselves cannot be used to liquidate these liabilities.

An additional portion of the County's net position, 47.5 percent, represents resources that are subject to external or legal restrictions on how they may be used. The remaining balance of net position, \$167.9 million is unrestricted and may be used to meet the County's ongoing obligations to citizens, employees and creditors. It is important to note, however, that the unrestricted net position of the County's business-type activities, \$16.8 million, may not be used to fund governmental activities. The net investment in capital assets increased by \$83.9 million or 12.9 percent, primarily related to facility renovations, construction projects, building improvements, various infrastructure improvements and purchases of machinery and equipment. Restricted net position increased by \$29.8 million when compared with the prior year.

FRANKLIN COUNTY, OHIO

**Management's Discussion and Analysis
For the Year Ended December 31, 2022**

Unaudited

The County's total net position increased by \$204.7 million during the current year: \$200.1 million increase for governmental activities and \$4.6 million increase for business-type activities. The following table shows the changes in net position compared with the prior year:

	Changes in Net Position (Amounts in 000's)					
	Governmental Activities		Business-type Activities		Total	
	2022	2021	2022	2021	2022	2021
Program revenues:						
Charges for services	\$ 157,439	\$ 138,297	\$ 12,152	\$ 11,880	\$ 169,591	\$ 150,177
Operating grants	474,271	459,983	-	-	474,271	459,983
Capital grants	19,126	12,955	1,389	336	20,515	13,291
General revenues:						
Property taxes	527,669	496,620	-	-	527,669	496,620
Sales taxes	395,690	366,616	-	-	395,690	366,616
Grants not restricted to specific programs	33,593	32,212	-	-	33,593	32,212
Unrestricted investment earnings	(60,939)	(10,543)	-	-	(60,939)	(10,543)
Gain on sale of capital assets	-	-	-	3	-	3
Total revenues	<u>1,546,849</u>	<u>1,496,140</u>	<u>13,541</u>	<u>12,219</u>	<u>1,560,390</u>	<u>1,508,359</u>
Expenses:						
General government	241,690	172,919	-	-	241,690	172,919
Judicial	87,562	61,313	-	-	87,562	61,313
Public safety	204,175	135,046	-	-	204,175	135,046
Human services	349,287	268,155	-	-	349,287	268,155
Health	333,817	302,373	-	-	333,817	302,373
Public works	40,767	30,679	-	-	40,767	30,679
Conservation and recreation	21,402	21,161	-	-	21,402	21,161
Community development	49,929	33,274	-	-	49,929	33,274
Interest and fiscal charges	16,227	17,883	-	-	16,227	17,883
Water and sewer	-	-	8,344	8,595	8,344	8,595
Parking facilities	-	-	2,479	2,690	2,479	2,690
Total expenses	<u>1,344,856</u>	<u>1,042,803</u>	<u>10,823</u>	<u>11,285</u>	<u>1,355,679</u>	<u>1,054,088</u>
Change in net position before transfers	201,993	453,337	2,718	934	204,711	454,271
Transfers	(1,928)	(2,453)	1,928	2,453	-	-
Change in net position	<u>200,065</u>	<u>450,884</u>	<u>4,646</u>	<u>3,387</u>	<u>204,711</u>	<u>454,271</u>
Net position – beginning	<u>1,440,410</u>	<u>989,526</u>	<u>69,248</u>	<u>65,861</u>	<u>1,509,658</u>	<u>1,055,387</u>
Net position – ending	<u>\$ 1,640,475</u>	<u>\$ 1,440,410</u>	<u>\$ 73,894</u>	<u>\$ 69,248</u>	<u>\$ 1,714,369</u>	<u>\$ 1,509,658</u>

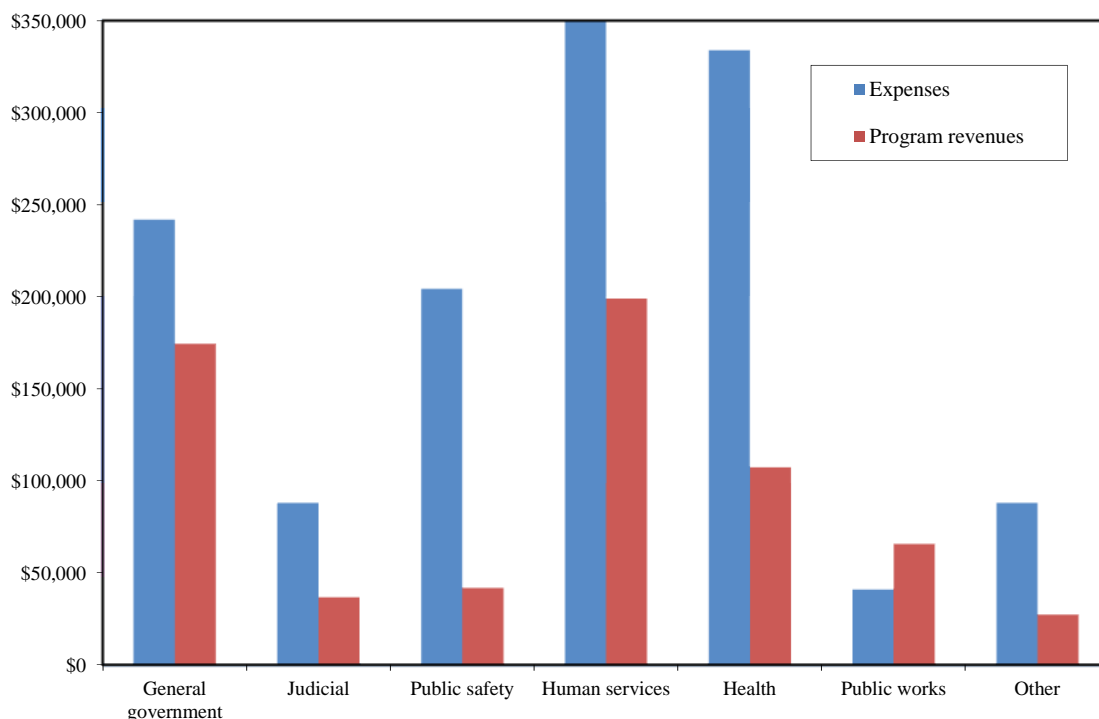
**Management’s Discussion and Analysis
For the Year Ended December 31, 2022**

Unaudited

Governmental Activities Governmental activities added to the County’s net position by \$200.1 million. Key elements of this change are as follows:

- Property taxes increased by \$31.0 million or 6.3 percent due to changes in taxable values and development.
- Capital grants and contributions increased \$6.2 million due to increases in grant funding.
- Sales taxes increased by \$29.1 million over sales tax revenue of the prior year primarily due to recovery from the Coronavirus Disease 2019 (COVID-19) pandemic.
- Operating grants and contributions increased by \$14.3 million resulting from increases in federal funding, specifically the Coronavirus Local Fiscal Recovery Fund in the amount of \$39.7 million.
- Charges for services increased by \$19.1 million primarily from increase in receipts to the ADAMH Board of \$33.1 million.
- Expenses for most general government functions increased from the prior year due to the increased need for governmental services. In total, governmental activities expenses increased \$302.1 million, the majority of which were in health \$31.4 million, human services \$81.1 million, public safety \$69.1 million, judicial \$26.2 million, public works \$10.1 million, community development \$16.7 million and general services \$68.8 million.

Expenses and Program Revenues – Governmental Activities
(Amounts in 000’s)



FRANKLIN COUNTY, OHIO

**Management's Discussion and Analysis
For the Year Ended December 31, 2022**

Unaudited

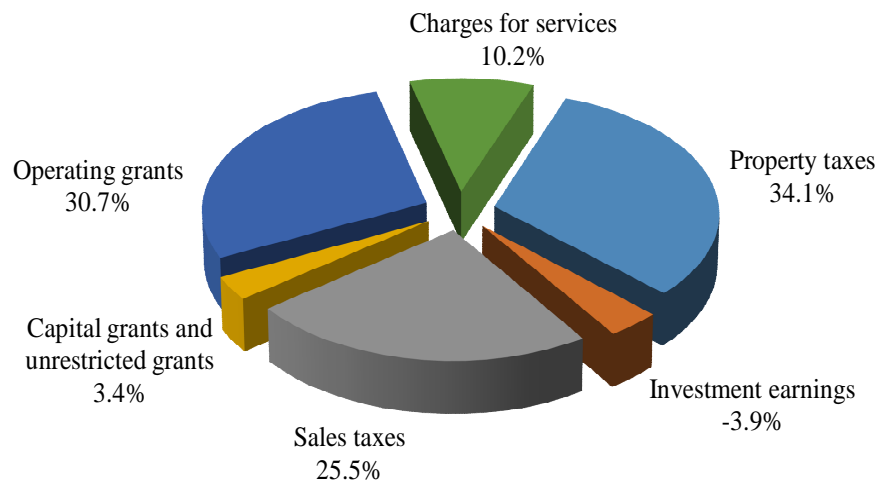
For governmental activities, total revenues exceeded expenses, resulting in a \$200.1 million increase in net position during the current year.

Operating grants were the largest type of program revenue, accounting for \$474.3 million or 30.7 percent of total governmental revenues. The major recipients of operating grant revenue were FCBDD, the Children Services Board, the ADAMH Board, and the Department of Job and Family Services.

Property taxes accounted for \$527.7 million or 34.1 percent of total revenues for governmental activities. The major recipients of property tax revenues were FCBDD, the Children Services Board, the ADAMH Board and the General Fund. Another major component of general revenues was sales tax, which totaled \$395.7 million. Sales tax was the largest revenue source for the General Fund.

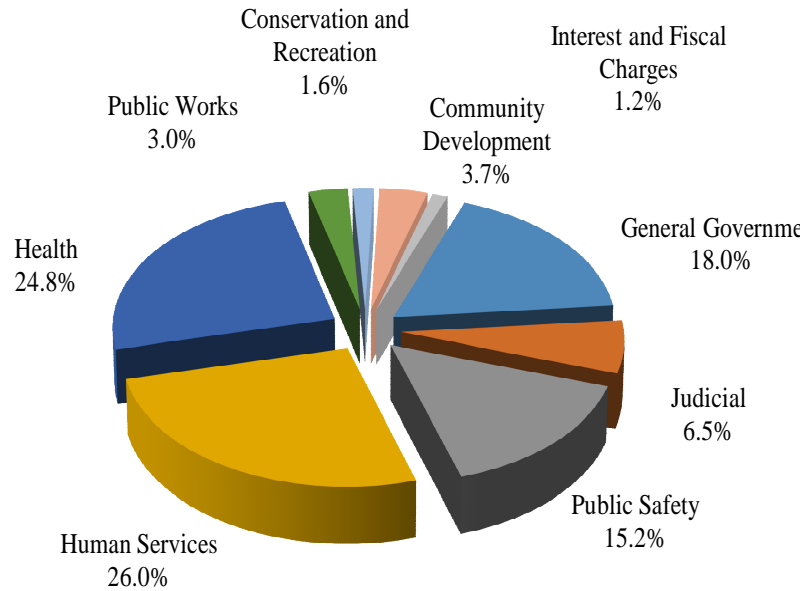
Charges to users of governmental services, another type of program revenue, made up \$157.4 million or 10.2 percent of total governmental revenues. These charges included fees for conveyance of real estate, fees associated with the collection of property taxes, fines and forfeitures related to judicial activity, and licenses and permits.

Revenues by Source - Governmental Activities



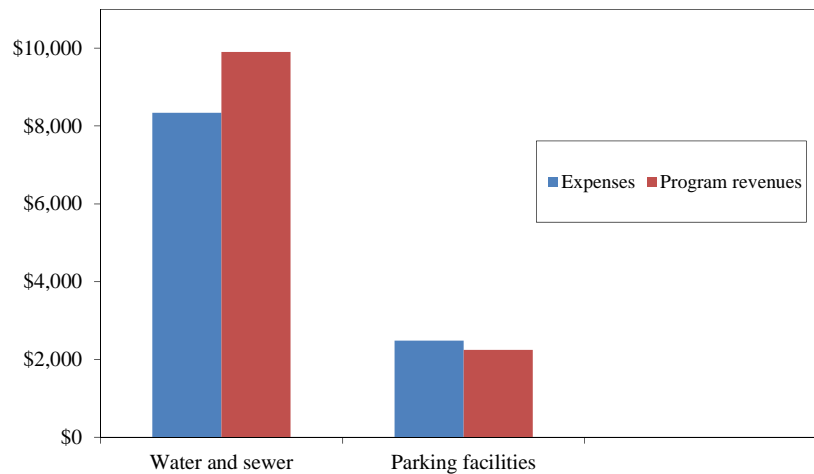
On the expense side, the largest activity in the current year was human services, accounting for \$349.3 million or 26.0 percent of the total expenses for governmental activities. The major providers of human services activities are Children Services and Job and Family Services. The health program accounted for \$333.8 million or 24.8 percent of total governmental expenses. The major providers of health activities are FCBDD and ADAMH Board. The general government function represents activities related to the governing body as well as activities that directly support other County programs that serve the County's residents. In the current year, this represented 18.0 percent of the County's total governmental expenses. General government expenses for the current year increased by \$68.8 million or 39.8 percent from the prior year.

Expenses by Function - Governmental Activities



Business-type Activities The County's net position for business-type activities increased by \$4.6 million. Capital grants and contributions totaling \$1.4 million were received for water and sewer.

Expenses and Program Revenues - Business-type Activities
(Amounts in 000's)



Financial Analysis of the County's Funds

As noted earlier, the County uses fund accounting to ensure and demonstrate compliance with finance-related legal requirements.

Governmental Funds The focus of the County's governmental funds is to provide information on near-term inflows, outflows and balances of spendable resources. This information is useful in assessing the County's financing requirements. In particular, unassigned fund balance may serve as a measure of the County's net resources available for spending at the end of the year.

At the end of the year, the County's governmental funds reported combined ending fund balances of \$1.282 billion, a decrease of \$24.0 million in comparison with the prior year balances. Approximately \$213.6 million of this amount constitutes unassigned fund balance, available for spending at the County's discretion. The remainder is nonspendable, restricted, committed or assigned to indicate that it is not available for new spending because it is related to notes receivable, advances to other funds or inventories of consumable supplies, none of which can easily be converted into cash; restricted by creditors, grantors, contributors, or laws or regulations; and committed or assigned by the Board of County Commissioners.

General Fund The General Fund is the chief operating fund of the County. The net change in the fund balance of the General Fund was a decrease of \$5.4 million during the current years, primarily as a result of declines in the fair market value of the County's investments as a result of increased interest rates. At the end of the year, unassigned fund balance of the General Fund was \$213.7 million, while total fund balance was \$426.2 million. As a measure of the General Fund's liquidity, it may be useful to compare both unassigned fund balance and total fund balance to total fund expenditures. Unassigned fund balance represents 36.3 percent of total General Fund expenditures (including transfers out), while total fund balance represents 72.4 percent of that same amount.

Major Special Revenue Funds The Board of Developmental Disabilities, Children Services Board, ADAMH Board, and the Coronavirus Local Fiscal Recovery funds are major special revenue funds used to account for specific governmental revenues and the associated expenditures are restricted to specified purposes because of legal or regulatory provisions or administrative action. The Board of Commissioners must approve tax levy requests before they are placed on the ballot.

The Board of Developmental Disabilities fund accounts for property taxes and federal and state grants restricted to expenditures for those services that benefit the developmentally disabled. Property tax revenue increased by \$2.5 million and intergovernmental revenue decreased by \$25.6 million when compared to the prior year. Expenditures for social service contracts, medical providers, and the maintenance and operation of buildings and buses decreased by \$7.5 million or 3.3 percent when compared with the prior year. These changes primarily result in the net change in fund balance for the current year was an increase of \$19.8 million or 5.2 percent.

The Children Services Board fund accounts for property taxes and federal funds restricted for programs designed to help abused, neglected, dependent, and troubled children and their families. Property tax revenue increased by \$1.7 million and intergovernmental revenue decreased by \$17.2 million when compared to the prior year. Expenditures for social service contracts and other costs increased by \$9.6 million or 5.1 percent when compared with the prior year. The net change in fund balance for the current year was an increase of \$1.4 million or 0.9 percent, which is in line with the increase in property tax revenue.

***Management's Discussion and Analysis
For the Year Ended December 31, 2022***

Unaudited

The ADAMH Board fund accounts for alcohol and drug addiction treatment programs and mental health services to the public, generally through contracts with local health care providers. The largest revenue sources are property taxes and state funding. Property tax revenue increased by \$24.0 million as a result of the new tax levy that began collection in 2022 and intergovernmental revenue increased by \$4.8 million when compared to the prior year. Expenditures increased by \$25.9 million or 24.6 percent when compared with the prior year. The net change in fund balance for the current year was an increase of \$10.8 million or 21.2 percent, which is due to the planned addition to fund balance in the first half of the current levy cycle.

The Coronavirus Local Fiscal Recovery fund accounts for the Coronavirus State and Local Fiscal Recovery Funds (SLFRF) program, a part of the American Rescue Plan, to deliver moneys to state, local, and Tribal governments across the country to support their response to and recovery from the COVID-19 public health emergency. Intergovernmental revenue provided \$39.7 million for expenditures for intergovernmental grants and the provision of government services.

Other Governmental Funds Other Governmental Funds represents all nonmajor special revenue funds, nonmajor capital projects funds and nonmajor debt service funds. The largest revenue sources are intergovernmental revenues from the state (primarily related to road and bridge construction and collection of court-ordered child support) and property taxes for the zoo and for senior services. The net change in fund balance for the current year was a decrease of \$50.6 million or 17.7 percent, primarily resulting from capital outlays.

Proprietary Funds The County's proprietary funds provide the same type of information found in the business-type activities in the government-wide financial statements, but in more detail. Unrestricted net position of Water and Sewer at the end of the year amounted to \$15.9 million and those for Parking Facilities amounted to \$0.9 million. The total change in net position for the funds was an increase of \$4.8 million and a decrease of \$0.2 million, respectively. Other factors concerning the finances of these two funds have already been addressed in the discussion of the County's business-type activities.

Budgetary Highlights

The County's budget is prepared according to Ohio law. The most significant budgeted fund is the General Fund. For the current year, the total original appropriations for the General Fund, including those for advances and transfers out, were \$591.0 million, while the final appropriations were \$691.1 million, resulting in a net increase of \$100.0 million or 16.9 percent. While the total general fund budget did not change significantly between original and final budget, there were some significant changes to the functional classifications. The originally budgeted amount of \$15.4 million within the Board of Commissioners budget as a contingency item was reclassified to other functional areas as needs were evident. Major adjustments included commitments to certain construction and permanent improvement projects, support for human services, and support of community partnerships.

***Management's Discussion and Analysis
For the Year Ended December 31, 2022***

Unaudited

Final General Fund appropriations for the current year were higher than the final appropriations of the prior year by \$86.6 million or 14.3 percent, and 17.5 percent higher than actual current year budgetary basis expenditures. Significant variances between the final budget and actual results for the General Fund are described as follows:

- Actual general government expenditures were \$6.0 million or 4.6 percent lower than budgeted. While all the general government agencies had positive variances, the most significant variance was due to commissioners' expenditures \$1.4 million lower than budget, commissioner's risk management expenditures \$0.8 million lower than budget, public facilities management expenditures \$0.8 million lower than budget and general services expenditures \$0.5 million lower than final budget.
- Actual judicial expenditures were \$9.1 million or 6.8 percent lower than final budget. Spending by the common pleas court was \$2.7 million lower than budgeted, domestic and juvenile court was \$2.4 million lower than budgeted and the prosecuting attorney was \$1.5 million lower than budgeted.
- Actual public safety expenditures were \$2.7 million or 1.4 percent lower than budgeted, primarily due to Sheriff expenditures being \$1.4 million lower than final budget.
- Actual human services expenditures were \$0.4 million or 5.0 percent lower than budgeted, due to the veterans' service commission expenditures being \$0.4 million lower than final budget.
- Actual community development expenditures were \$7.3 million or 12.7 percent lower than budgeted primarily due to lower than budgeted grant awards.
- Actual capital outlay expenditures were \$4.4 million or 42.4 percent lower than budgeted due to permanent improvement projects which were paid for from capital project funds.
- Actual transfers out of the General Fund were \$73.0 million lower than final budget due to the lack of the need to transfer monies from pledged amounts. Amounts in the final budget include intra-fund transfers that were eliminated from actuals.

FRANKLIN COUNTY, OHIO

**Management's Discussion and Analysis
For the Year Ended December 31, 2022**

Unaudited

Capital Asset and Debt Administration

Capital Assets The County's investment in capital assets for its governmental and business-type activities at the end of the current year amounts to \$1.215 billion. The increase in the County's net investment in capital assets for the current year was 12.9 percent when compared to the prior year's activity. The amount reported for capital assets in the financial statements increased by \$58.6 million as detailed in the table below:

Capital Assets, Net of Depreciation (Amounts in 000's)						
	Governmental Activities		Business-type Activities		Total	
	2022	2021	2022	2021	2022	2021
Land	\$ 77,217	\$ 73,790	\$ 487	\$ 487	\$ 77,704	\$ 74,277
Construction in progress	391,150	328,777	591	18,842	391,741	347,619
Buildings and improvements	434,228	441,981	8,684	9,325	442,912	451,306
Infrastructure	190,884	189,647	78,721	60,530	269,605	250,177
Machinery and equipment	31,931	31,674	942	1,166	32,873	32,840
	<u>\$ 1,125,410</u>	<u>\$ 1,065,869</u>	<u>\$ 89,425</u>	<u>\$ 90,350</u>	<u>\$ 1,214,835</u>	<u>\$ 1,156,219</u>

The major capital asset expenditures during the current year involved construction projects: construction of the Corrections Center, facility renovations, infrastructure improvements and purchases of machinery and equipment. More information regarding the County's capital assets can be found in Note 9 on pages 73 – 76

Long-term Debt At the end of the current year, the County had total long-term debt outstanding of \$496.0 million. All the County's debt is unvoted. General obligation debt as shown in the table below includes bonds, notes, loans and leases.

Outstanding Debt (Amounts in 000's)						
	Governmental Activities		Business-type Activities		Total	
	2022	2021	2022	2021	2022	2021
General obligation debt	\$ 168,271	\$ 184,356	\$ 7,870	\$ 8,585	\$ 176,141	\$ 192,941
Special obligation debt	228,795	233,943	24,803	26,936	253,598	260,879
Unamortized bond premiums	44,449	47,499	209	235	44,658	47,734
Lease liability	21,585	21,181	-	-	21,585	21,181
	<u>\$ 463,100</u>	<u>\$ 486,979</u>	<u>\$ 32,882</u>	<u>\$ 35,756</u>	<u>\$ 495,982</u>	<u>\$ 522,735</u>

The County's total long-term debt decreased by \$26.8 million, or 5.1 percent during the current year. During the current year, \$0.4 million was received for governmental activity and \$0.7 million was received for business-type activity construction projects.

***Management's Discussion and Analysis
For the Year Ended December 31, 2022***

Unaudited

Both Standard & Poor's and Moody's Investor Services have given Franklin County a "triple-A" credit rating, the highest rating possible. The County's rating is based on the County's financial management and debt burden, and the strength of the local economy. The County is within all its legal debt limitations. As of the end of the year, the County's non-exempt debt was \$162.0 million. The County's limit for total voted and unvoted non-exempt debt was \$938.7 million, leaving a borrowing capacity of \$776.7 million. Unvoted, non-exempt debt is limited to one percent of total assessed property value. For the current year, that limit was \$376.1 million, leaving a borrowing capacity of \$214.1 million. The aggregate amount of the County's unvoted debt is also subject to overlapping debt restrictions with other political subdivisions. At year-end, the County's total net bonded debt amounted to 0.4 percent of the total assessed value of all property within the County.

In addition to the bonded debt, notes, loans and leases, the County's long-term obligations include compensated absences, workers' compensation and net pension liability. More information regarding the County's long-term obligations can be found in Note 10 on pages 77 – 84

Economic Factors and Next Year's Budgets and Rates

Franklin County has experienced significant growth in the past thirty years, both in population and in tax base. The County's financial condition remains strong. The County's General Fund unrestricted cash balance at the end of the current year was \$367.9 million, an amount sufficient to cover General Fund expenditures for approximately 8.5 months.

When preparing the budget for the following year, the following factors were taken into consideration:

- Franklin County's unemployment rate for current year was 3.4 percent, a decrease from the previous year due to the recovery from the global Coronavirus Disease 2019 (COVID-19) pandemic. However, effects of the pandemic continue and as a result, the demand for health and human services provided by County agencies is expected to continue.
- Sales tax revenues are projected to remain steady following recovery from COVID-19 and remain a significant revenue source. Another major revenue source, the local government fund, is expected to be significantly reduced in future years.

Requests for Information

This financial report is designed to provide citizens, taxpayers, customers, investors and creditors with a general overview of the County's finances, and to demonstrate accountability for the money the County receives. Questions concerning any of the information provided in this report or requests for additional financial information should be addressed to the Franklin County Auditor, Fiscal Services Division, 373 South High Street, 21st Floor, Columbus, Ohio 43215-6310. This report is also available on-line at www.franklincountyauditor.com/fiscal/financial-reports.



Basic Financial Statements

FRANKLIN COUNTY, OHIO

Statement of Net Position
December 31, 2022

(Amounts in 000's)

	Primary Government			Component Units
	Governmental Activities	Business-type Activities	Total	
Assets:				
Equity with County Treasurer (notes 1 & 4)	\$ 1,516,705	\$ 18,127	\$ 1,534,832	\$ -
Cash, cash equivalents, and investments in segregated accounts (notes 1 & 4)	2,923	3	2,926	13,101
Property taxes receivable, net (note 6)	510,299	-	510,299	-
Accounts receivable	4,239	1,997	6,236	235
Accrued interest receivable	49	-	49	-
Sales taxes receivable	104,242	-	104,242	-
Internal balances (notes 1 & 5)	20	(20)	-	-
Due from other governments	122,597	-	122,597	-
Notes receivable (note 7)	1,491	-	1,491	-
Leases receivable (note 8)	17,089	-	17,089	-
Loans receivable, net (note 1)	6,459	-	6,459	-
Inventories (note 1)	8,292	172	8,464	130
Prepaid items (note 1)	-	-	-	15,185
Net OPEB asset (note 15)	79,229	247	79,476	-
Capital assets, net of accumulated depreciation:				
Nondepreciable (notes 1 & 9)	468,367	1,078	469,445	66
Depreciable (notes 1 & 9)	657,043	88,347	745,390	3,162
Other non-current assets	-	-	-	18
Total assets	3,499,044	109,951	3,608,995	31,897
Deferred outflows of resources:				
Deferred charge on refunding	13,372	533	13,905	-
Pension (note 14)	105,329	293	105,622	-
OPEB (note 15)	5,013	-	5,013	-
Total deferred outflows of resources	123,714	826	124,540	-
Liabilities:				
Accrued wages	19,774	61	19,835	-
Accrued interest	1,374	15	1,389	-
Accounts payable and other current liabilities	96,390	1,877	98,267	55
Retainage payable	6,077	-	6,077	-
Matured bonds and interest payable	661	-	661	-
Unearned revenue (note 1)	204,326	-	204,326	1,036
Liabilities payable from restricted assets	723	-	723	-
Long-term liabilities: (notes 1 & 10)				
Due within one year	31,313	2,401	33,714	594
Due in more than one year:				
Net pension liability (note 14)	235,061	703	235,764	-
Other amounts due in more than one year	503,321	30,596	533,917	3,860
Total liabilities	1,099,020	35,653	1,134,673	5,545

(Continued on next page)

FRANKLIN COUNTY, OHIO

Statement of Net Position
December 31, 2022

(Amounts in 000's)

	Primary Government			Component Units
	Governmental Activities	Business-type Activities	Total	
Deferred inflows of resources:				
Property taxes (note 1)	508,186	-	508,186	-
Leases	16,349	-	16,349	-
Pension (note 14)	276,134	940	277,074	-
OPEB (note 15)	82,594	290	82,884	-
Total deferred inflows of resources	883,263	1,230	884,493	-
Net Position:				
Net investment in capital assets	675,682	57,076	732,758	3,228
Restricted for:				
Judicial	5,802	-	5,802	-
Public safety	4,873	-	4,873	-
Human services	276,053	-	276,053	-
Health	482,734	-	482,734	-
Public works	30,624	-	30,624	-
Real estate assessment	10,947	-	10,947	-
Debt service (note 10)	966	-	966	-
Other purposes	1,689	-	1,689	3,254
Unrestricted	151,105	16,818	167,923	19,870
Total net position	\$ 1,640,475	\$ 73,894	\$ 1,714,369	\$ 26,352

The notes to the basic financial statements are an integral part of this statement.



FRANKLIN COUNTY, OHIO

**Statement of Activities
For the Year Ended December 31, 2022**

(Amounts in 000's)

	Program Revenues				Net (Expense) Revenue and Changes in Net Position			Component Units
	Expenses	Charges for Services	Operating Grants and Contributions	Capital Grants, Contributions and Interest	Primary Government			
					Governmental Activities	Business-type Activities	Total	
Primary government:								
Governmental activities:								
General government	\$ 241,690	\$ 80,521	\$ 93,912	\$ -	\$ (67,257)	\$ -	\$ (67,257)	\$ -
Judicial	87,562	12,041	24,472	-	(51,049)	-	(51,049)	-
Public safety	204,175	19,848	21,508	158	(162,661)	-	(162,661)	-
Human services	349,287	5,682	193,134	-	(150,471)	-	(150,471)	-
Health	333,817	28,506	74,969	3,500	(226,842)	-	(226,842)	-
Public works	40,767	9,510	40,420	15,468	24,631	-	24,631	-
Conservation and recreation	21,402	-	1,779	-	(19,623)	-	(19,623)	-
Community development	49,929	1,331	24,077	-	(24,521)	-	(24,521)	-
Interest and fiscal charges	16,227	-	-	-	(16,227)	-	(16,227)	-
Total governmental activities	<u>1,344,856</u>	<u>157,439</u>	<u>474,271</u>	<u>19,126</u>	<u>(694,020)</u>	<u>-</u>	<u>(694,020)</u>	<u>-</u>
Business-type activities:								
Water and sewer	8,344	9,905	-	1,389	-	2,950	2,950	-
Parking facilities	2,479	2,247	-	-	-	(232)	(232)	-
Total business-type activities	<u>10,823</u>	<u>12,152</u>	<u>-</u>	<u>1,389</u>	<u>-</u>	<u>2,718</u>	<u>2,718</u>	<u>-</u>
Total primary government	<u>\$ 1,355,679</u>	<u>\$ 169,591</u>	<u>\$ 474,271</u>	<u>\$ 20,515</u>	<u>(694,020)</u>	<u>2,718</u>	<u>(691,302)</u>	<u>-</u>
Component units (notes 1 & 19)	<u>\$ 14,522</u>	<u>\$ 13,252</u>	<u>\$ -</u>	<u>\$ 4,393</u>	<u>\$ -</u>	<u>\$ -</u>	<u>\$ -</u>	<u>\$ 3,123</u>
General revenues:								
Property taxes (note 6)					527,669	-	527,669	-
Sales taxes					395,690	-	395,690	-
Grants and contributions not restricted to specific programs					33,593	-	33,593	35
Unrestricted investment earnings					(60,939)	-	(60,939)	(653)
Transfers (note 5)					(1,928)	1,928	-	-
Total general revenues and transfers					<u>894,085</u>	<u>1,928</u>	<u>896,013</u>	<u>(618)</u>
Change in net position					<u>200,065</u>	<u>4,646</u>	<u>204,711</u>	<u>2,505</u>
Net position - beginning					<u>1,440,410</u>	<u>69,248</u>	<u>1,509,658</u>	<u>23,847</u>
Net position - ending					<u>\$ 1,640,475</u>	<u>\$ 73,894</u>	<u>\$ 1,714,369</u>	<u>\$ 26,352</u>

The notes to the financial statements are an integral part of this statement.

FRANKLIN COUNTY, OHIO

Balance Sheet
Governmental Funds
December 31, 2022

(Amounts in 000's)

	General	Board of Developmental Disabilities	Children Services Board
Assets:			
Equity with County Treasurer (notes 1 & 4)	\$ 367,903	\$ 409,705	\$ 162,961
Cash and investments in segregated accounts (notes 1 & 4)	6	-	-
Property taxes receivable, net (note 6)	49,480	184,070	129,180
Accounts receivable	741	194	53
Accrued interest receivable	49	-	-
Sales taxes receivable	104,242	-	-
Due from other funds (note 5)	843	-	27
Due from other governments	21,981	19,921	21,956
Notes receivable (note 7)	1,491	-	-
Leases receivable (note 8)	-	-	-
Loans receivable, net (note 1)	3,844	-	-
Inventories (note 1)	5,062	218	83
Advances to other funds (notes 1 & 5)	14,117	-	-
Total assets	\$ 569,759	\$ 614,108	\$ 314,260
Liabilities, deferred inflows of resources, and fund balances:			
Liabilities:			
Accrued wages	\$ 11,547	\$ 1,862	\$ 2,117
Accounts payable	23,162	6,950	6,538
Retainage payable	6,077	-	-
Matured bonds and interest payable	-	-	-
Due to other funds (note 5)	111	11	131
Unearned revenue (note 1)	-	-	-
Advances from other funds (notes 1 & 5)	-	-	-
Liabilities payable from restricted assets	723	-	-
Total liabilities	41,620	8,823	8,786
Deferred inflows of resources:			
Property taxes (note 1)	49,324	183,283	128,613
Leases	-	-	-
Unavailable revenue (note 1)	52,574	22,586	17,868
Total deferred inflows of resources	101,898	205,869	146,481
Fund balances: (notes 1 & 18)			
Nonspendable	6,436	218	83
Restricted	4,576	399,198	158,910
Committed	201,504	-	-
Assigned	-	-	-
Unassigned	213,725	-	-
Total fund balances	426,241	399,416	158,993
Total liabilities, deferred inflows of resources, and fund balances	\$ 569,759	\$ 614,108	\$ 314,260

(Continued on next page)

FRANKLIN COUNTY, OHIO

**Balance Sheet
Governmental Funds
December 31, 2022**

(Amounts in 000's)

	ADAMH Board	Coronavirus Local Fiscal Recovery	Other Governmental Funds	Total Governmental Funds
Assets:				
Equity with County Treasurer (notes 1 & 4)	\$ 79,180	\$ 198,492	\$ 252,785	\$ 1,471,026
Cash and investments in segregated accounts (notes 1 & 4)	-	-	2,917	2,923
Property taxes receivable, net (note 6)	81,652	-	65,917	510,299
Accounts receivable	1,327	-	1,562	3,877
Accrued interest receivable	-	-	-	49
Sales taxes receivable	-	-	-	104,242
Due from other funds (note 5)	-	-	152	1,022
Due from other governments	9,031	-	49,708	122,597
Notes receivable (note 7)	-	-	-	1,491
Leases receivable (note 8)	-	-	17,089	17,089
Loans receivable, net (note 1)	-	-	2,615	6,459
Inventories (note 1)	12	-	2,917	8,292
Advances to other funds (notes 1 & 5)	-	-	-	14,117
Total assets	<u>\$ 171,202</u>	<u>\$ 198,492</u>	<u>\$ 395,662</u>	<u>\$ 2,263,483</u>
Liabilities, deferred inflows of resources, and fund balances:				
Liabilities:				
Accrued wages	\$ 255	\$ -	\$ 3,943	\$ 19,724
Accounts payable	9,977	-	32,888	79,515
Retainage payable	-	-	-	6,077
Matured bonds and interest payable	-	-	661	661
Due to other funds (note 5)	4	-	722	979
Unearned revenue (note 1)	-	198,492	5,834	204,326
Advances from other funds (notes 1 & 5)	10,000	-	4,117	14,117
Liabilities payable from restricted assets	-	-	-	723
Total liabilities	<u>20,236</u>	<u>198,492</u>	<u>48,165</u>	<u>326,122</u>
Deferred inflows of resources:				
Property taxes (note 1)	81,332	-	65,634	508,186
Leases	-	-	16,349	16,349
Unavailable revenue (note 1)	7,946	-	29,799	130,773
Total deferred inflows of resources	<u>89,278</u>	<u>-</u>	<u>111,782</u>	<u>655,308</u>
Fund balances: (notes 1 & 18)				
Nonspendable	12	-	2,917	9,666
Restricted	61,676	-	177,523	801,883
Committed	-	-	55,317	256,821
Assigned	-	-	68	68
Unassigned	-	-	(110)	213,615
Total fund balances	<u>61,688</u>	<u>-</u>	<u>235,715</u>	<u>1,282,053</u>
Total liabilities, deferred inflows of resources, and fund balances	<u>\$ 171,202</u>	<u>\$ 198,492</u>	<u>\$ 395,662</u>	<u>\$ 2,263,483</u>

The notes to the basic financial statements are an integral part of this statement.

FRANKLIN COUNTY, OHIO

**Reconciliation of Total Governmental Fund Balances to
Net Position of Governmental Activities
December 31, 2022**

(Amounts in 000's)

Total fund balances - governmental funds (page 25) \$ 1,282,053

Amounts reported for governmental activities in
the statement of net position (page 21) are different because:

Capital assets and right to use assets used in governmental activities are not
financial resources and, therefore, are not reported in the funds. 1,125,410

Other assets are not available to pay for current period
expenditures and, therefore, are deferred in the funds:

Accrued interest receivable	34	
Sales taxes receivable	39,034	
Accounts receivable	101	
Due from other funds	659	
Due from other governments	81,887	
Property taxes receivable	9,058	
		130,773

Internal service funds are used by management to charge the
costs of employee benefits and telecommunications
to individual funds. The assets, liabilities and deferrals of the
internal service funds are included in governmental activities
in the statement of net position. 29,093

Some liabilities are not due and payable in the current period
and, therefore, are not reported in the funds:

Accrued interest	(1,374)	
General obligation bonds and notes	(168,271)	
Taxable special obligation bonds and notes	(226,395)	
Unamortized bond premiums, discounts, and charges	(31,077)	
Loans	(2,400)	
Compensated absences	(70,918)	
Workers' compensation	(616)	
Capital leases	(21,585)	
		(522,636)

The net pension liability is not due and payable in the current
period; therefore, the liability and related deferred outflows
and deferred inflows are not reported in governmental funds:

Deferred outflows of resources - pension	105,329	
Deferred inflows of resources - pension	(276,134)	
Net pension liability	(235,061)	
		(405,866)

The net OPEB asset is not due and receivable in the current
period; therefore, the liability and related deferred outflows
and deferred inflows are not reported in governmental funds:

Deferred outflows of resources - OPEB	5,013	
Deferred inflows of resources - OPEB	(82,594)	
Net OPEB asset	79,229	
		1,648

Net position of governmental activities (page 21) \$ 1,640,475

The notes to the basic financial statements are an integral part of this statement.



FRANKLIN COUNTY, OHIO

**Statement of Revenues, Expenditures and Changes in Fund Balances
Governmental Funds
For the Year Ended December 31, 2022**

(Amounts in 000's)

	General	Board of Developmental Disabilities	Children Services Board
Revenues:			
Sales tax	\$ 392,693	\$ -	\$ -
Property taxes (note 6)	68,824	182,774	127,956
Licenses and permits	1,086	-	-
Fees and charges for services	61,515	2,801	1,817
Fines and forfeitures	1,815	-	-
Intergovernmental	111,825	40,731	68,180
Investment income	(61,204)	-	-
Other	2,883	10,949	1,117
Total revenues	<u>579,437</u>	<u>237,255</u>	<u>199,070</u>
Expenditures:			
Current:			
General government	130,244	-	-
Judicial	98,463	-	-
Public safety	216,197	-	-
Human services	7,029	-	197,683
Health	-	217,672	-
Public works	1,449	-	-
Conservation and recreation	-	-	-
Community development	47,244	-	-
Capital outlays	8,268	-	-
Debt service: (note 10)			
Principal retirement	40	-	-
Interest charges	4	-	-
Intergovernmental grants	7,600	-	-
Total expenditures	<u>516,538</u>	<u>217,672</u>	<u>197,683</u>
Excess (deficiency) of revenues over (under) expenditures	62,899	19,583	1,387
Other financing sources (uses):			
Transfers in (notes 1 & 5)	-	-	-
Transfers out (notes 1 & 5)	(71,845)	-	-
Issuance of debt (note 10)	-	-	-
Sale of capital assets	3,571	177	20
Total other financing sources (uses)	<u>(68,274)</u>	<u>177</u>	<u>20</u>
Net change in fund balances	(5,375)	19,760	1,407
Fund balances - beginning	431,616	379,656	157,586
Fund balances - ending	<u>\$ 426,241</u>	<u>\$ 399,416</u>	<u>\$ 158,993</u>

(Continued on next page)

FRANKLIN COUNTY, OHIO

**Statement of Revenues, Expenditures and Changes in Fund Balances
Governmental Funds
For the Year Ended December 31, 2022**

(Amounts in 000's)

	ADAMH Board	Coronavirus Local Fiscal Recovery	Other Governmental Funds	Total Governmental Funds
Revenues:				
Sales tax	\$ -	\$ -	\$ -	\$ 392,693
Property taxes (note 6)	81,160	-	65,435	526,149
Licenses and permits	-	-	2,163	3,249
Fees and charges for services	-	-	49,941	116,074
Fines and forfeitures	-	-	2,224	4,039
Intergovernmental	45,699	39,700	227,638	533,773
Investment income	-	-	519	(60,685)
Other	15,162	-	10,581	40,692
Total revenues	<u>142,021</u>	<u>39,700</u>	<u>358,501</u>	<u>1,555,984</u>
Expenditures:				
Current:				
General government	-	-	30,251	160,495
Judicial	-	-	6,166	104,629
Public safety	-	-	30,773	246,970
Human services	-	-	173,840	378,552
Health	130,827	-	266	348,765
Public works	-	-	70,201	71,650
Conservation and recreation	-	-	20,429	20,429
Community development	-	-	2,613	49,857
Capital outlays	-	-	61,320	69,588
Debt service: (note 10)				
Principal retirement	-	-	22,892	22,932
Interest charges	-	-	17,922	17,926
Intergovernmental grants	402	39,700	36,436	84,138
Total expenditures	<u>131,229</u>	<u>39,700</u>	<u>473,109</u>	<u>1,575,931</u>
Excess (deficiency) of revenues over (under) expenditures	10,792	-	(114,608)	(19,947)
Other financing sources (uses):				
Transfers in (notes 1 & 5)	-	-	63,794	63,794
Transfers out (notes 1 & 5)	-	-	(187)	(72,032)
Issuance of debt (note 10)	-	-	364	364
Sale of capital assets	-	-	11	3,779
Total other financing sources (uses)	<u>-</u>	<u>-</u>	<u>63,982</u>	<u>(4,095)</u>
Net change in fund balances	10,792	-	(50,626)	(24,042)
Fund balances - beginning	50,896	-	286,341	1,306,095
Fund balances - ending	<u>\$ 61,688</u>	<u>\$ -</u>	<u>\$ 235,715</u>	<u>\$ 1,282,053</u>

The notes to the basic financial statements are an integral part of this statement.

FRANKLIN COUNTY, OHIO

Reconciliation of the Statement of Revenues, Expenditures and Changes in Fund Balances of Governmental Funds to the Statement of Activities For the Year Ended December 31, 2022

(Amounts in 000's)

Net change in fund balances - total governmental funds (page 29) \$ (24,042)

Amounts reported for governmental activities in the statement of activities (page 23) are different because:

Governmental funds report capital outlays as expenditures.

However, in the statement of activities, the cost of those assets is allocated over their estimated useful lives as depreciation expense. The effect on the change in net position is calculated as follows:

Per statement of revenues, expenditures and changes in fund balances:		
Capital outlay expenditures	69,588	
Capitalized expenditures reported in functional areas	26,084	
Per statement of activities:		
Depreciation expense (Note 9)	(36,892)	58,780

The net effect of transactions involving sales and retirements of capital assets decreased net position (Note 9) (517)

Revenues in the statement of activities that do not provide current financial resources are not reported as revenues in the funds. The amount is the net effect of the prior year items against current year accruals. (9,126)

Proceeds of debt provide current financial resources to governmental funds, but issuing debt increases long-term liabilities in the statement of net position. Repayment of principal is an expenditure in the governmental funds, but the repayment reduces long-term liabilities in the statement of net position. The effect on the change in net position is as follows:

Per statement of revenues, expenditures and changes in fund balances:		
Issuance of debt, including refunding bonds and capital leases	(364)	
Principal retirement, including leases	22,932	22,568

Governmental funds report the effect of premiums, discounts and deferred charges when the debt is first issued, whereas these amounts are deferred to future periods and amortized in the statement of activities. The effect on the change in net position is as follows:

Per statement of activities:		
Amortization of bond premiums and discounts (Note 10)	3,050	
Amortization of deferred charges	(1,432)	1,618

(Continued on next page)

FRANKLIN COUNTY, OHIO

***Reconciliation of the Statement of Revenues, Expenditures and Changes in
Fund Balances of Governmental Funds to the Statement of Activities
For the Year Ended December 31, 2022***

(Amounts in 000's)

Contractually required contributions are reported as expenditures in governmental funds; however, the statement of net position reports these amounts as deferred outflows.	53,385
Except for amounts reported as deferred outflows or deferred inflows, changes in the net pension/OPEB liability are reported as pension/OPEB expense in the statement of activities.	139,948
Some expenses are reported in the statement of activities but do not require the use of current financial resources and therefore are not reported as expenditures in governmental funds. The amount is the net effect of prior year items against current year accruals.	(47,969)
Internal service funds are used by management to charge the costs of employee benefits and telecommunications to individual funds. The net revenue of the internal service funds is reported with governmental activities.	<u>5,420</u>
Change in net position of governmental activities (page 23)	<u>\$ 200,065</u>

The notes to the basic financial statements are an integral part of this statement.

FRANKLIN COUNTY, OHIO

**Statement of Revenues, Expenditures and Changes in
Fund Balance – Budget and Actual (Non-GAAP Budgetary Basis)
General Fund
For the Year Ended December 31, 2022**

(Amounts in 000's)

	Budgeted Amounts		Actual Amounts	Variance with Final Budget Positive (Negative)
	Original	Final		
Revenues:				
Sales tax	\$ 340,057	\$ 388,733	\$ 388,733	\$ -
Property taxes	64,241	64,382	68,975	4,593
Licenses and permits	838	838	1,079	241
Fees and charges for services	50,904	53,204	54,307	1,103
Fines and forfeitures	1,020	1,020	1,720	700
Intergovernmental	96,820	126,912	109,023	(17,889)
Investment income	9,465	9,465	14,590	5,125
Other	2,813	2,813	3,752	939
Total revenues	566,158	647,367	642,179	(5,188)
Expenditures:				
Current:				
General government	133,559	131,717	125,711	6,006
Judicial	138,612	134,405	125,300	9,105
Public safety	191,313	192,444	189,704	2,740
Human services	7,227	7,305	6,940	365
Public works	1,502	1,533	1,445	88
Community development	29,722	57,806	50,468	7,338
Capital outlays	6,550	10,424	6,001	4,423
Intergovernmental grants	7,594	7,594	7,594	-
Total expenditures	516,079	543,228	513,163	30,065
Excess (deficiency) of revenues over (under) expenditures	50,079	104,139	129,016	24,877
Other financing sources (uses):				
Transfers out	(74,951)	(144,865)	(71,845)	73,020
Advances in	55	55	305	250
Advances out	-	(2,984)	(2,984)	-
Proceeds from sale of capital assets	7	7	3,584	3,577
Total other financing sources (uses)	(74,889)	(147,787)	(70,940)	76,847
Net change in fund balance	(24,810)	(43,648)	58,076	101,724
Fund balance - beginning	363,519	363,519	363,519	-
Fund balance - ending	\$ 338,709	\$ 319,871	\$ 421,595	\$ 101,724

The notes to the basic financial statements are an integral part of this statement.

FRANKLIN COUNTY, OHIO

**Statement of Revenues, Expenditures and Changes in
Fund Balance – Budget and Actual (Non-GAAP Budgetary Basis)
Special Revenue Fund – Board of Developmental Disabilities Fund
For the Year Ended December 31, 2022**

(Amounts in 000's)

	Budgeted Amounts			Variance with Final Budget Positive (Negative)
	Original	Final Budget	Actual Amounts	
Revenues:				
Property taxes	\$ 182,742	\$ 183,578	\$ 183,385	\$ (193)
Fees and charges for services	2,319	2,319	2,806	487
Intergovernmental	35,321	35,243	40,422	5,179
Other	4,348	4,348	10,944	6,596
Total revenues	<u>224,730</u>	<u>225,488</u>	<u>237,557</u>	<u>12,069</u>
Expenditures:				
Current:				
Health	<u>243,460</u>	<u>245,465</u>	<u>219,764</u>	<u>25,701</u>
Excess (deficiency) of revenues over (under) expenditures	(18,730)	(19,977)	17,793	37,770
Other financing sources (uses):				
Proceeds from sale of capital assets	20	20	177	157
Total other financing sources (uses)	<u>20</u>	<u>20</u>	<u>177</u>	<u>157</u>
Net change in fund balance	(18,710)	(19,957)	17,970	37,927
Fund balance - beginning	<u>384,760</u>	<u>384,760</u>	<u>384,760</u>	<u>-</u>
Fund balance - ending	<u>\$ 366,050</u>	<u>\$ 364,803</u>	<u>\$ 402,730</u>	<u>\$ 37,927</u>

The notes to the basic financial statements are an integral part of this statement.

FRANKLIN COUNTY, OHIO

**Statement of Revenues, Expenditures and Changes in
Fund Balance – Budget and Actual (Non-GAAP Budgetary Basis)
Special Revenue Fund – Children Services Board Fund
For the Year Ended December 31, 2022**

(Amounts in 000's)

	Budgeted Amounts			Variance with Final Budget Positive (Negative)
	Original	Final	Actual Amounts	
Revenues:				
Property taxes	\$ 128,048	\$ 128,634	\$ 128,391	\$ (243)
Fees and charges for services	1,775	1,775	1,812	37
Intergovernmental	65,585	66,923	67,233	310
Other	1,615	1,615	1,079	(536)
Total revenues	197,023	198,947	198,515	(432)
Expenditures:				
Current:				
Human services	205,427	207,857	196,999	10,858
Excess (deficiency) of revenues over (under) expenditures	(8,404)	(8,910)	1,516	10,426
Other financing sources (uses):				
Proceeds from sale of capital assets	-	-	20	20
Total other financing sources (uses)	-	-	20	20
Net change in fund balance	(8,404)	(8,910)	1,536	10,446
Fund balance - beginning	156,523	156,523	156,523	-
Fund balance - ending	\$ 148,119	\$ 147,613	\$ 158,059	\$ 10,446

The notes to the basic financial statements are an integral part of this statement.

FRANKLIN COUNTY, OHIO

**Statement of Revenues, Expenditures and Changes in
Fund Balance – Budget and Actual (Non-GAAP Budgetary Basis)
Special Revenue Fund – Alcohol, Drug and Mental Health Board Fund
For the Year Ended December 31, 2022** (Amounts in 000's)

	Budgeted Amounts		Actual Amounts	Variance with Final Budget Positive (Negative)
	Original	Final		
Revenues:				
Property taxes	\$ 80,654	\$ 81,295	\$ 81,422	\$ 127
Intergovernmental	41,950	43,065	32,697	(10,368)
Other	11,700	11,700	903	(10,797)
Total revenues	<u>134,304</u>	<u>136,060</u>	<u>115,022</u>	<u>(21,038)</u>
Expenditures:				
Current:				
Health	<u>161,723</u>	<u>123,521</u>	<u>103,340</u>	<u>20,181</u>
Excess (deficiency) of revenues over (under) expenditures	(27,419)	12,539	11,682	(857)
Other financing sources (uses):				
Total other financing sources (uses)	<u>-</u>	<u>-</u>	<u>-</u>	<u>-</u>
Net change in fund balance	(27,419)	12,539	11,682	(857)
Fund balance - beginning	<u>64,475</u>	<u>64,475</u>	<u>64,475</u>	<u>-</u>
Fund balance - ending	<u>\$ 37,056</u>	<u>\$ 77,014</u>	<u>\$ 76,157</u>	<u>\$ (857)</u>

The notes to the basic financial statements are an integral part of this statement.

FRANKLIN COUNTY, OHIO

**Statement of Revenues, Expenditures and Changes in
Fund Balance – Budget and Actual (Non-GAAP Budgetary Basis)
Special Revenue Fund – Coronavirus Local Fiscal Recovery Fund
For the Year Ended December 31, 2022**

(Amounts in 000's)

	Budgeted Amounts			Variance with Final Budget Positive (Negative)
	Original	Final Budget	Actual Amounts	
Revenues:				
Intergovernmental	\$ 127,882	\$ 127,882	\$ 127,882	\$ -
Total revenues	127,882	127,882	127,882	-
Expenditures:				
Intergovernmental grants				
Intergovernmental grants	105,253	105,253	39,700	65,553
Excess (deficiency) of revenues over (under) expenditures	22,629	22,629	88,182	65,553
Other financing sources (uses):				
Total other financing sources (uses)	-	-	-	-
Net change in fund balance	22,629	22,629	88,182	65,553
Fund balance - beginning	110,310	110,310	110,310	-
Fund balance - ending	\$ 132,939	\$ 132,939	\$ 198,492	\$ 65,553

The notes to the basic financial statements are an integral part of this statement.



FRANKLIN COUNTY, OHIO

**Statement of Net Position
Proprietary Funds
December 31, 2022**

(Amounts in 000's)

	Business-type Activities			Governmental
	Enterprise Funds			Activities
	Water and Sewer	Parking Facilities	Total	Internal Service Funds
Assets:				
Current assets:				
Equity with County Treasurer (notes 1 & 4)	\$ 16,115	\$ 2,012	\$ 18,127	\$ 45,679
Cash, cash equivalents and investments in segregated accounts (notes 1 & 4)	-	3	3	-
Accounts receivable, net	1,997	-	1,997	362
Due from other funds (note 5)	-	10	10	-
Inventories (note 1)	172	-	172	-
Total current assets	<u>18,284</u>	<u>2,025</u>	<u>20,309</u>	<u>46,041</u>
Noncurrent assets:				
Net OPEB Asset	154	93	247	213
Capital assets, net of accumulated depreciation:				
Nondepreciable (notes 1 & 9)	1,078	-	1,078	-
Depreciable (notes 1 & 9)	79,019	9,328	88,347	-
Total noncurrent assets	<u>80,251</u>	<u>9,421</u>	<u>89,672</u>	<u>213</u>
Total assets	98,535	11,446	109,981	46,254
Deferred outflows of resources:				
Deferred charge on refunding	533	-	533	-
Pension	182	111	293	362
OPEB	-	-	-	38
Total deferred outflows of resources	<u>715</u>	<u>111</u>	<u>826</u>	<u>400</u>
Liabilities:				
Current liabilities:				
Accrued wages	42	19	61	50
Compensated absences payable (notes 1 & 10)	21	10	31	3
Accounts payable	1,380	497	1,877	16,875
Accrued interest	8	7	15	-
Due to other funds (note 5)	13	17	30	23
General obligation bonds (note 10)	320	410	730	-
Loans payable (note 10)	1,640	-	1,640	-
Total current liabilities	<u>3,424</u>	<u>960</u>	<u>4,384</u>	<u>16,951</u>

(Continued on next page)

FRANKLIN COUNTY, OHIO

**Statement of Net Position
Proprietary Funds
December 31, 2022**

(Amounts in 000's)

	Business-type Activities			Governmental
	Enterprise Funds			Activities
	Water and Sewer	Parking Facilities	Total	Internal Service Funds
Noncurrent liabilities:				
Compensated absences payable (notes 1 & 10)	64	20	84	97
General obligation bonds, net of unamortized premiums (note 10)	5,985	1,364	7,349	-
Loans payable (note 10)	23,163	-	23,163	-
Net pension liability	438	265	703	603
Total noncurrent liabilities	<u>29,650</u>	<u>1,649</u>	<u>31,299</u>	<u>700</u>
 Total liabilities	 33,074	 2,609	 35,683	 17,651
Deferred inflows of resources:				
Pension	584	356	940	730
OPEB	183	107	290	219
Total deferred inflows of resources	<u>767</u>	<u>463</u>	<u>1,230</u>	<u>949</u>
Net position:				
Net investment in capital assets	49,522	7,554	57,076	-
Unrestricted	<u>15,887</u>	<u>931</u>	<u>16,818</u>	<u>28,054</u>
Total net position	<u>\$ 65,409</u>	<u>\$ 8,485</u>	<u>\$ 73,894</u>	<u>\$ 28,054</u>

The notes to the basic financial statements are an integral part of this statement.

FRANKLIN COUNTY, OHIO

**Statement of Revenues, Expenses and Changes in Net Position
Proprietary Funds
For the Year Ended December 31, 2022**

(Amounts in 000's)

	Business-type Activities Enterprise Funds			Governmental Activities
	Water and Sewer	Parking Facilities	Total	Internal Service Funds
Operating revenues:				
Fees and charges for services	\$ 9,551	\$ 2,246	\$ 11,797	\$ 137,851
Other	354	1	355	2,073
Total operating revenues	9,905	2,247	12,152	139,924
Operating expenses:				
Personal services	1,212	722	1,934	1,621
Cost of sales and services	5,568	921	6,489	139,193
Depreciation (note 9)	1,273	743	2,016	-
Total operating expenses	8,053	2,386	10,439	140,814
Operating income (loss)	1,852	(139)	1,713	(890)
Nonoperating revenues (expenses):				
Interest expense	(291)	(93)	(384)	-
Total nonoperating revenues (expenses)	(291)	(93)	(384)	-
Income (loss) before contributions and transfers	1,561	(232)	1,329	(890)
Capital grant contributions	1,389	-	1,389	-
Transfers in	1,928	-	1,928	6,310
Change in net position	4,878	(232)	4,646	5,420
Net position - beginning	60,531	8,717	69,248	22,634
Net position - ending	\$ 65,409	\$ 8,485	\$ 73,894	\$ 28,054

The notes to the basic financial statements are an integral part of this statement.

FRANKLIN COUNTY, OHIO

**Statement of Cash Flows
Proprietary Funds**

For the Year Ended December 31, 2022

(Amounts in 000's)

	Business-type Activities Enterprise Funds			Governmental Activities
	Water and Sewer	Parking Facilities	Total	Internal Service Funds
Cash flows from operating activities:				
Cash collections from customers	\$ 9,896	\$ 2,240	\$ 12,136	\$ 140,169
Cash payments to suppliers	(5,790)	(1,159)	(6,949)	(137,005)
Cash payments for salaries	(1,194)	(752)	(1,946)	(1,607)
Net cash provided by (used for) operating activities	2,912	329	3,241	1,557
Cash flows from noncapital financing activities:				
Transfers from other funds	1,928	-	1,928	6,310
Net cash provided by (used for) noncapital and related financing activities	1,928	-	1,928	6,310
Cash flows from capital and related financing activities:				
Construction and acquisition of capital assets	(1,145)	-	(1,145)	-
Issuance of debt for capital purposes	744	-	744	-
Principal payments on debt	(1,855)	(400)	(2,255)	-
Interest payments on debt	(256)	(98)	(354)	-
Net cash provided by (used for) capital and related financing activities	(2,512)	(498)	(3,010)	-
Increase (decrease) in cash for the year	2,328	(169)	2,159	7,867
Cash and cash equivalents - beginning	13,787	2,184	15,971	37,812
Cash and cash equivalents - ending	<u>\$ 16,115</u>	<u>\$ 2,015</u>	<u>\$ 18,130</u>	<u>\$ 45,679</u>

(Continued on next page)

FRANKLIN COUNTY, OHIO

**Statement of Cash Flows
Proprietary Funds**

For the Year Ended December 31, 2022

(Amounts in 000's)

	Business-type Activities Enterprise Funds			Governmental Activities
	Water and Sewer	Parking Facilities	Total	Internal Service Funds
Reconciliation of operating income (loss) to net cash provided by (used for) operating activities:				
Operating income (loss)	\$ 1,852	\$ (139)	\$ 1,713	\$ (890)
Adjustments to reconcile operating income (loss) to net cash provided by (used for) operating activities:				
Depreciation	1,273	743	2,016	-
(Increase) decrease in assets:				
Accounts receivable	(9)	-	(9)	245
Due from other funds	-	(7)	(7)	-
Inventories	(21)	-	(21)	-
Net OPEB asset	(61)	(36)	(97)	(101)
(Increase) decrease in deferred outflows of resources - pension	(78)	(47)	(125)	(85)
(Increase) decrease in deferred outflows of resources - OPEB	46	29	75	94
Increase (decrease) in liabilities:				
Accrued wages	4	(4)	-	6
Accounts payable	245	4	249	2,463
Due to other funds	8	6	14	(5)
Compensated absences	14	(26)	(12)	8
Net pension liability	(349)	(223)	(572)	(351)
Increase (decrease) in deferred inflows of resources - pension	154	119	273	303
Increase (decrease) in deferred inflows of resources - OPEB	(166)	(90)	(256)	(130)
Net cash provided by (used for) operating activities	<u>\$ 2,912</u>	<u>\$ 329</u>	<u>\$ 3,241</u>	<u>\$ 1,557</u>
Schedule of non-cash capital and related financing activities:				
Capital grant contributions	\$ 1,389	\$ -	\$ 1,389	\$ -

The notes to the basic financial statements are an integral part of this statement.

FRANKLIN COUNTY, OHIO

**Statement of Net Position
Fiduciary Funds
December 31, 2022**

(Amounts in 000's)

	Private Purpose Trust Funds	Custodial Funds
Assets:		
Equity with County Treasurer (notes 1 & 4)	\$ -	\$ 188,140
Cash in segregated accounts (notes 1 & 4)	19	37,472
Property taxes receivable, net (note 6)	-	2,297,025
Total assets	<u>19</u>	<u>2,522,637</u>
Liabilities:		
Due to other governments	-	139,609
Total liabilities	<u>-</u>	<u>139,609</u>
Deferred inflows of resources:		
Property taxes	-	2,289,668
Total deferred inflows of resources	<u>-</u>	<u>2,289,668</u>
Net position:		
Restricted for individuals, organizations and other governments	<u>19</u>	<u>93,360</u>
Total net position	<u>\$ 19</u>	<u>\$ 93,360</u>

The notes to the basic financial statements are an integral part of this statement.

FRANKLIN COUNTY, OHIO

**Statement of Changes in Net Position
Fiduciary Funds
For the Year Ended December 31, 2022**

(Amounts in 000's)

	Private Purpose Trust Funds	Custodial Funds
Additions:		
Property and other taxes	\$ -	\$ 2,933,181
Licenses and permits	-	2,836
Fees and charges for services	-	263,017
Fines and forfeitures	-	51,879
Intergovernmental	-	27,778
Other	-	7,169
Total additions	-	3,285,860
Deductions:		
Taxes distributed to other governments	-	2,911,142
Payments made to other governments	-	7,290
Payments made on behalf of other governments	2	355,078
Total deductions	2	3,273,510
Net increase (decrease) in fiduciary net position	(2)	12,350
Net position - beginning	21	81,010
Net position - ending	\$ 19	\$ 93,360

The notes to the basic financial statements are an integral part of this statement.

***Notes to the Basic Financial Statements
For the Year Ended December 31, 2022***

Note 1 – Summary of Significant Accounting Policies

The accompanying financial statements have been prepared in conformity with generally accepted accounting principles (GAAP) as applied to governmental units. The Governmental Accounting Standards Board (GASB) is the standard-setting body for governmental accounting and financial reporting principles. Franklin County (the County and the primary government) follows GASB guidance as applicable to its governmental and business-type activities. The most significant of the County's accounting policies are described below.

A. Reporting Entity

Franklin County was formed in 1803 and is a political subdivision of the State of Ohio. The three Commissioners serve as the County's budgeting, taxing and contracting authority. The Auditor serves as the chief fiscal officer. The Treasurer serves as the custodian of funds. All are elected positions.

The reporting entity is comprised of the primary government and other organizations (component units) that are included to ensure that the financial statements are not misleading. The primary government consists of all funds, departments, boards and agencies that are not legally separate from the County and for which the Commissioners are financially accountable.

Component units are legally separate organizations for which the County is financially accountable. Financial accountability exists in situations where the Commissioners appoint a voting majority of the organization's governing board and (1) the County is able to significantly influence the programs or services provided by the organization; or (2) the County is legally entitled to or can otherwise access the organization's resources; the County is legally obligated or has otherwise assumed the responsibility to finance the deficits of, or provide financial support to, the organization; or the County is obligated for the debt of the organization. Component units may also include organizations for which the County approves the budget, the issuance of debt or the levying of taxes if there is also the potential for the organization to provide specific financial benefits to, or impose specific financial burdens on the County.

The component units' column on the government-wide financial statements includes the financial data of the County's discretely presented component units. They are reported in a separate column to emphasize their legal separation from the County. Condensed financial information for each component unit is provided in Note 19.

Franklin County Stadium, Inc. and Columbus Baseball Team, Inc. (Stadium and Team)

These two interrelated nonprofit corporations were organized under Ohio Revised Code (ORC) Chapter 1702 to provide entertainment and recreation in the stadium for the benefit and general welfare of the County. Upon dissolution of the corporations, their assets become the property of the Commissioners. The Franklin County Board of Parks and Recreation directs both the stadium and the team. While appointed by the Commissioners, the board operates autonomously and selects its own management.

FRANKLIN COUNTY, OHIO

***Notes to the Basic Financial Statements
For the Year Ended December 31, 2022***

Note 1 – Summary of Significant Accounting Policies (Continued)

The County owns the franchise for the team, entitling the County to field a team in the International League but without the authority to determine which team plays in the stadium. During 2007, the County issued special obligation bonds and notes for the construction of a new stadium (Huntington Park) and has pledged non-tax General Fund revenue for the related annual debt service, placing a financial burden on the County. The County owns the ballpark, and leases it to Stadium and Team through a lease agreement expiring in December 2033. See Note 8 for more information about the lease.

Franklin County Transportation Improvement District (FCTID) On March 12, 2019, the County created a transportation improvement district pursuant to Section 5540.02(A) of the Ohio Revised Code for the purpose of financing, constructing, maintaining, repairing and operating selected transportation projects. This FCTID includes all of the territory within the boundaries of Franklin County, Ohio, including all or portions of all of the political subdivisions within Franklin County.

The FCTID board of trustees are constituted, pursuant to ORC Sections 5540.02(A) and (C)(2) and are governed by a board of trustees consisting of five voting members appointed by and who serve at the pleasure of the Board of the Franklin County Commissioners, as well as, two nonvoting members appointed by the Speaker of the House of Representatives and the President of the Senate of the Ohio General Assembly.

Complete financial statements for each of the individual component units may be obtained from the unit's administrative office.

Franklin County Transportation
Improvement District
111 Liberty Street
Columbus, Ohio 43215

Franklin County Stadium
330 Huntington Park Lane
Columbus, Ohio 43215-9988

In the case of the entities listed below, the County serves as fiscal agent but is not financially accountable for their operations. Accordingly, the activities of these entities are presented as custodial funds within the basic financial statements.

Franklin County Public Health
Franklin County Soil and Water Conservation District
Mid-Ohio Regional Planning Commission
Franklin County Community Based Correctional Facility

The County's joint ventures and related organizations are listed below. A joint venture is a legal entity or other organization that results from a contractual arrangement, and that is owned, operated or governed by two or more participants as a separate and specific activity subject to joint control, in which the participants retain an ongoing financial interest or responsibility. For the related organizations, the County either appoints or acts as a member on the board, but the County's accountability for the organizations does not extend beyond the board membership, or the County receives financial benefit from the organization. See Notes 20 and 21, respectively, for more detail.

FRANKLIN COUNTY, OHIO

***Notes to the Basic Financial Statements
For the Year Ended December 31, 2022***

Note 1 – Summary of Significant Accounting Policies (Continued)

Joint Ventures

Columbus/Franklin County Affordable Housing Trust Corporation
Columbus-Franklin County Finance Port Authority
Franklin Park Conservatory Joint Recreation District

Related Organizations and Other Agreements

Central Ohio Community Improvement Corporation
Columbus and Franklin County Metropolitan Park District
Columbus Metropolitan Housing Authority
Columbus Metropolitan Library
Franklin County Convention Facilities Authority
Franklin County Family and Children First Council
Franklin County Healthier Buckeye Council
Friends of the Shelter
Housing of City Prisoners
Rise Together Innovation Center
Workforce Development Board of Central Ohio

B. Measurement Focus, Basis of Accounting and Financial Statement Presentation

Measurement Focus Measurement focus refers to *what* is expressed in reporting an entity's financial performance and position. A particular measurement focus is accomplished by considering *which* resources are measured. Changes in the economic resources are reflected as changes in net position (total assets and deferred outflows less total liabilities and deferred inflows). This focus is used in the government-wide, the proprietary fund and the fiduciary fund financial statements. Changes in the current financial resources focuses on the transactions or events that have increased or decreased the resources available for spending in the near future. This focus is used in the governmental fund financial statements.

Basis of Accounting Basis of accounting determines when transactions are reported on the financial statements. Differences in the accrual and the modified accrual basis of accounting arise in the timing of recognition of revenue and the recording of unavailable revenue, and in the presentation of expenses versus expenditures. The government-wide, the proprietary fund and the fiduciary fund financial statements report transactions on the accrual basis. The governmental fund financial statements utilize the modified accrual method. On the modified accrual basis, revenue is recorded in the fiscal year in which the resources are measurable and become available. "Available" means that the resources will be collected soon enough to be used to pay liabilities of the current fiscal year. The County considers revenues to be available if collected within sixty days of year-end. Under the non-GAAP budgetary basis, transactions are recorded when cash is received or disbursed.

FRANKLIN COUNTY, OHIO

***Notes to the Basic Financial Statements
For the Year Ended December 31, 2022***

Note 1 – Summary of Significant Accounting Policies (Continued)

Revenues: Exchange and Non-exchange Transactions Revenue resulting from exchange transactions, in which each party gives and receives essentially equal value, is recorded on the accrual basis when the exchange takes place. Non-exchange transactions, in which the County receives value without directly giving equal value in return, include sales taxes, property taxes, grants, entitlements and donations. On the accrual basis, revenue from sales taxes is recognized in the period in which the taxable sale takes place.

On the modified accrual basis, revenue from transactions must also be available before it can be recognized. Under this basis, the following revenue sources are considered to be both measurable and available at year-end: sales taxes, interest, federal and state grants and subsidies, state-levied locally shared taxes (including motor vehicle license fees and gasoline taxes), fees and rentals.

Unearned Revenue Unearned revenue arises when assets are recognized before revenue recognition criteria have been satisfied. Grants and entitlements received before the eligibility requirements are met are recorded as unearned revenue.

Unavailable Revenue Resource inflows that do not qualify for recognition as revenue in a governmental fund because they are not yet considered to be available. Sales taxes collected by the State as of December 31, 2022 and due to the County have been recorded as unavailable revenue. Property taxes for which there is an enforceable legal claim as of December 31, 2022, but were levied to finance year 2023 operations, have been recorded as unavailable revenue. Also, grants and entitlements received before the eligibility requirements are met are recorded as unavailable revenue.

Expenses/Expenditures On the accrual basis of accounting, expenses are recognized at the time they are incurred. The measurement focus of governmental fund accounting is decreases in net financial resources (expenditures) rather than expenses. On the modified accrual basis, expenditures are generally recognized in the accounting period in which the related fund liability is incurred, if measurable, provided current financial resources are to be used. As a result, compensated absences and most claims and judgments are not recorded as expenditures or liabilities until current financial resources are required. Allocations of cost, such as depreciation and amortization, are not recognized in governmental funds.

Financial Statement Presentation The County's basic financial statements consist of government-wide statements displaying information about the County as a whole, and fund financial statements that provide a more detailed level of financial information.

***Notes to the Basic Financial Statements
For the Year Ended December 31, 2022***

Note 1 – Summary of Significant Accounting Policies (Continued)

Government-wide Financial Statements The government-wide financial statements are prepared using the economic resources measurement focus and the accrual basis of accounting. The statement of net position and the statement of activities include the non-fiduciary financial activities of the primary government and its component units. The statements distinguish between those primary government activities that are governmental (financed primarily by taxes and grants) and those that are business-type (relying significantly on user fees and charges). Component units are aggregated and shown in a single column, regardless of the type of underlying activity.

The statement of net position presents the financial condition of the governmental and business-type activities of the County and its component units at year-end. All assets, liabilities and deferrals associated with the operation of the County are included. Interfund receivables and payables within governmental activities and within business-type activities have been eliminated to minimize the duplicating effect on assets and liabilities within the governmental and business-type activities total columns. The balances of the internal service funds have been eliminated against the expenses and program revenues shown in governmental activities on the statement of activities.

The statement of activities demonstrates the degree to which the direct expenses are offset by program revenues for each function of the County's governmental activities, for each segment of the business-type activities of the County and for activities of the County's component units. This comparison of direct expenses with program revenues identifies the extent to which each segment or function is self-financing or draws from the County's general revenues. Direct expenses are those that are specifically associated with a service, program or department and therefore clearly identifiable to a particular function or segment. Program revenues include (1) charges paid by the recipient of the goods or services and (2) grants and contributions that are restricted to meeting the operational or capital requirements of a particular function or segment. Revenues that are not classified as program revenues are presented as general revenues of the County. The activities of the internal service funds and interfund activity within the same function have been eliminated to avoid duplicating revenues and expenses. However, interfund services provided and used between functions are not eliminated in the process of consolidation. The County does not allocate indirect expenses to functions or segments in the statement of activities.

Revenue from property taxes is recognized in the fiscal year for which the taxes are levied (see Note 6). Revenues from grants, entitlements and donations are recognized in the fiscal year in which all eligibility requirements have been satisfied. Eligibility requirements include timing requirements that specify the year when the resources are required to be used or the year when use is first permitted; matching requirements in which the County must provide local resources to be used for a specified purpose; and expenditure requirements in which the resources are provided to the County on a reimbursement basis.

Fund Financial Statements The County uses funds to segregate transactions related to certain functions or activities in order to aid financial management and demonstrate legal compliance. Separate financial statements present financial information at a more detailed level for governmental funds, proprietary funds and fiduciary funds, even though the latter are excluded from the government-wide financial statements. The governmental and enterprise fund financial statements focus on major funds, with each major fund presented in a separate column. Nonmajor funds are aggregated and presented in a single column. The County also maintains one internal service fund. Custodial funds, a type of fiduciary fund, are used to account for assets held by the government as agent for individuals, private organizations and other governments.

***Notes to the Basic Financial Statements
For the Year Ended December 31, 2022***

Note 1 – Summary of Significant Accounting Policies (Continued)

Governmental Funds Governmental funds are those through which most governmental functions are financed. All governmental funds are reported using the flow of current financial resources measurement focus and the modified accrual basis of accounting. With this measurement focus, only current assets, current liabilities and deferred inflows of resources generally are included on the balance sheet. Expendable assets are assigned to the various governmental funds according to the purposes for use. Current liabilities are assigned to the fund from which they will be paid. The difference between governmental fund assets, liabilities and deferred inflows of resources is reported as fund balance. The statement of revenues, expenditures and changes in fund balances reports on the sources (i.e., revenues and other financing sources) and uses (i.e., expenditures and other financing uses) of current financial resources. This approach differs from the manner in which the governmental activities of the government-wide financial statements are prepared. Reconciliation with brief explanations is included so as to better identify the relationship between the government-wide statements and the statements for governmental funds.

The following are the County's major governmental funds:

General Fund The General Fund is the primary operating fund and is available for any purpose, provided it is expended or transferred in accordance with state law. It accounts for all financial resources of the primary government not recorded elsewhere.

Board of Developmental Disabilities (FCBDD) Fund The FCBDD fund accounts for property taxes and federal and state grants restricted to expenditures for those services that benefit its clients. Expenditures include those for social service contracts, medical providers and the maintenance and operation of buildings and buses.

Children Services Board Fund The Children Services Board fund accounts for property taxes and federal and state funds restricted for programs designed to help abused, neglected, dependent and troubled children and their families.

Alcohol, Drug and Mental Health Board (ADAMH Board) Fund The ADAMH Board fund accounts for the provision of alcohol, drug addiction and mental health services to the public, generally through contracts with local mental health agencies. The largest revenue sources are property taxes, and federal and state funding.

Coronavirus Local Fiscal Recovery Fund The Coronavirus Local Fiscal Recovery fund accounts for the Coronavirus State and Local Fiscal Recovery Funds (SLFRF) program, a part of the American Rescue Plan, to deliver moneys to state, local, and Tribal governments across the country to support their response to and recovery from the COVID-19 public health emergency.

The County's nonmajor governmental funds account for (1) grants and other resources where use is restricted to a particular purpose; (2) the accumulation of resources for, and payment of, the principal, interest and related costs for the County's long-term debt; and (3) financial resources used for the acquisition, construction or renovation of facilities (other than those financed by proprietary funds).

***Notes to the Basic Financial Statements
For the Year Ended December 31, 2022***

Note 1 – Summary of Significant Accounting Policies (Continued)

Proprietary Funds Proprietary fund reporting focuses on the determination of operating income, changes in net position, financial position and cash flows. Proprietary funds are classified as either enterprise or internal service. Like the government-wide statements, all proprietary funds are reported using the economic resources measurement focus and the accrual basis of accounting. All assets, deferred outflows, liabilities and deferred inflows associated with the operation of these funds are included on the statement of net position. The statement of revenues, expenses and changes in net position presents increases (i.e., revenues) and decreases (i.e., expenses) in net position. The statement of cash flows provides information about how the County finances and meets the cash flow needs of its proprietary activities.

Enterprise funds are used to account for operations that are financed and operated in a manner similar to private business enterprises. The County intends that the cost of providing services to the general public on a continuing basis be financed or recovered primarily through user charges. The County's enterprise funds are listed below:

Water and Sewer Fund The Water and Sewer fund accounts for the provision of water and sewer services to some parts of the County not serviced by others.

Parking Facilities Fund The Parking Facilities fund accounts for the fees and operations of parking facilities near County offices that serve County employees and the general public.

Internal service funds account for the financing of services provided by one agency to other agencies of the government on a cost-reimbursement basis. The County has an internal service fund to account for employee benefits.

Fiduciary Funds Fiduciary fund reporting focuses on net position and changes in net position. The fiduciary fund category is split into four classifications: pension trust funds, investment trust funds, private-purpose trust funds and custodial funds. Trust funds are used to account for assets held by the County under a trust agreement for individuals, private organizations, or other governments and are therefore not available to support the County's own programs. Custodial funds are used to report fiduciary activities that are not required to be reported in pension (and other employee benefit) trust funds, investment trust funds, or private-purpose trust funds. The County uses custodial funds to account for assets held in a purely custodial capacity as fiscal agent for other entities and for various taxes, state-shared revenues, and fines and forfeitures collected on behalf of and distributed to other local governments. Custodial fund transactions typically involve only the receipt, temporary investment and distribution of these resources.

FRANKLIN COUNTY, OHIO

***Notes to the Basic Financial Statements
For the Year Ended December 31, 2022***

Note 1 – Summary of Significant Accounting Policies (Continued)

C. Cash, Cash Equivalents and Investments

Cash resources of the majority of individual funds are combined to form a pool of cash and investments managed by the County Treasurer. Interest earned on investments is accrued as earned. Under existing Ohio law, all investment earnings are assigned to the General Fund unless contractually required to be credited to a specific fund. Distribution is made utilizing a formula based on the average monthly balance of cash and cash equivalents of all funds. Interest revenue credited to the General Fund (non-GAAP budgetary basis) during the year amounted to \$14,590,000 which includes \$11,150,000 assigned from other County Funds.

For reporting purposes, "Equity with County Treasurer" is defined as cash on hand, demand deposits and investments held in the County treasury. "Cash, cash equivalents and investments in segregated accounts" is defined as cash, deposits and investments not held in the treasury.

For cash flow reporting purposes, the County's proprietary funds consider cash and cash equivalents to be cash on hand, demand deposits and short-term investments with original maturities of three months or less from the date of acquisition. "Equity with County Treasurer" is considered to be cash and cash equivalents since these assets are available on demand.

The County's investment in the State Treasury Asset Reserve of Ohio (STAR Ohio) is an investment pool managed by the State Treasurer's Office which allows governments within the State to pool their funds for investment purposes. STAR Ohio is not registered with the SEC as an investment company and is recognized as an external investment pool by the County. The County measures their investment in STAR Ohio at the net asset value (NAV) per share provided by STAR Ohio. The NAV per share is calculated on an amortized cost basis that provides a NAV per share that approximates fair value. For 2022, there were no limitations or restrictions on any participant withdrawals due to redemption notice periods, liquidity fees, or redemption gates. However, notice must be given twenty-four hours in advance of all deposits and withdrawals exceeding \$25 million. STAR Ohio reserves the right to limit the transaction to \$50 million, requiring the excess amount to be transacted the following business day(s), but only to the \$50 million limit. All accounts of the participant will be combined for these purposes. Note 4 provides details regarding cash, cash equivalents and investments held by the County.

Investments held by the component units are considered available for sale and are stated at fair value. The component units use the specific identification cost method when calculating realized gains and losses on sales of investments.

D. Loans Receivable

"Loans receivable" consists of long-term revolving loans for housing and community development projects. The programs are primarily funded by a federal block grant, with a local match from the County. "Loans receivable" is offset by a credit to "Unearned revenue." The expenditure is recorded when the loan is made. The loans for which there is some doubt of collection are not included in the receivable.

FRANKLIN COUNTY, OHIO

***Notes to the Basic Financial Statements
For the Year Ended December 31, 2022***

Note 1 – Summary of Significant Accounting Policies (Continued)

E. Inventories

Inventories consist of expendable supplies held for consumption. Inventories are valued at cost using the first in/first out (FIFO) method and recorded as expenditures/expenses when used rather than when purchased.

F. Prepaid Items

Payments made to vendors for services that will benefit periods beyond December 31, 2022, are recorded as prepaid items in both the government-wide and fund financial statements. The consumption method is used, recording a current asset for the prepaid amount and reflecting the expenditure/expense in the year in which services are consumed.

G. Capital Assets

Capital assets are those assets not specifically related to activities reported in the proprietary funds and generally result from expenditures in the governmental funds. These assets are reported in the governmental activities column of the government-wide statement of net position but are not reported in the fund financial statements. Capital assets utilized by the proprietary funds are reported both in the business-type activities column of the government-wide statement of net position and in the respective fund financial statements.

Capital assets are capitalized at cost (or estimated historical cost) and updated for additions and retirements during the year. Donated capital assets, donated works of art and similar items, and capital assets received in a service concession arrangement are recorded at their acquisition value. For assets other than infrastructure, the County maintains a capitalization threshold of \$5,000 (amount not rounded), an estimated life of five or more years and a salvage value equal to 10 percent of the original cost for certain assets. The County's infrastructure consists of roads, bridges, water lines and sewer lines, with a capitalization threshold of \$100,000. The costs of improvements and major renovations that extend the asset's useful life are capitalized. Normal maintenance and repair costs that do not add to the value of the asset nor materially extend an asset's life are not capitalized.

Capital assets are depreciated except for land and construction in progress. Improvements are depreciated over the remaining useful lives of the related capital assets. Useful lives for infrastructure have been estimated based on the County's historical records of necessary improvements and replacement. Capital assets are shown net of accumulated depreciation. Depreciation and amortization of capitalized interest are computed using the straight-line method over the following estimated useful lives:

Buildings	30-50 years
Building improvements	10-25 years
Roads and bridges	37-50 years
Sewer and water lines	20-70 years
Machinery and equipment	5-20 years

***Notes to the Basic Financial Statements
For the Year Ended December 31, 2022***

Note 1 – Summary of Significant Accounting Policies (Continued)

Capital assets includes right to use leased assets. A right to use leased asset is a lessee's right to use an asset over the life of a lease. The asset is calculated as the initial amount of the lease liability, plus any lease payments made to the lessor before the lease commencement date, plus any initial direct costs incurred, minus any lease incentives received. The amortization period of the right of use asset is from the lease commencement date to the earlier of the end of the lease term or the end of the useful life of the asset. At the termination of a lease, the right to use asset and associated lease liability are removed from the books of the lessee. The difference between the two amounts is accounted for as a gain or loss at that time.

H. Deferred Outflows/Inflows of Resources

In addition to assets, the statement of financial position will sometimes report a separate section for deferred outflows of resources. This separate financial statement element, *deferred outflows of resources*, represents a consumption of net assets that applies to a future period(s) and so will *not* be recognized as an outflow of resources (expense/expenditure) until then. For the County, deferred outflows of resources are reported on the government-wide statement of net position for deferred charges on refunding, pension and for other postemployment benefits (OPEB). A deferred charge on refunding results from the difference in the carrying value of refunding debt and its reacquisition price. This amount is deferred and amortized over the shorter of the life of the refunded or refunding debt. The deferred outflows of resources related to pension and OPEB are explained in Notes 14 and 15.

In addition to liabilities, the statement of financial position will sometimes report a separate section for deferred inflows of resources. This separate financial statement element, *deferred inflows of resources*, represents an acquisition of net assets that applies to a future period(s) and so will *not* be recognized as an inflow of resources (revenue) until that time. For the County, deferred inflows of resources include property taxes, pension, OPEB and unavailable revenue. On the government-wide statement of net position and governmental funds balance sheet, property taxes that are intended to finance future fiscal periods are reported as deferred inflows. In addition, the governmental funds balance sheet reports deferred inflows which arise only under a modified accrual basis of accounting. Accordingly, the item, *unavailable revenue*, is reported only in the governmental funds balance sheet. The governmental funds report unavailable revenues from property taxes. These amounts are deferred and recognized as an inflow of resources in the period that the amounts become available. Deferred inflows of resources related to pension and OPEB are reported on the government-wide statement of net position explained in Notes 14 and 15.

***Notes to the Basic Financial Statements
For the Year Ended December 31, 2022***

Note 1 – Summary of Significant Accounting Policies (Continued)

I. Pensions/Other Postemployment Benefits (OPEB)

For purposes of measuring the net pension and net OPEB liability/asset, deferred outflows of resources and deferred inflows of resources related to pensions and OPEB, and pension and OPEB expense, information about the fiduciary net position of the pension and OPEB plans and additions to/deductions from their fiduciary net position have been determined on the same basis as they are reported by the pension and OPEB systems. For this purpose, benefit payments (including refunds of employee contributions) are recognized when due and payable in accordance with the benefit terms. The pension and OPEB systems report investments at fair value. Each year's net pension and net OPEB liability/asset liquidation are proportionately funded by the governmental and enterprise funds containing payroll expenditures (see Notes 14 and 15).

J. Interfund Balances

Activity between funds that represents lending/borrowing arrangements outstanding, and unpaid interfund services at the end of the fiscal year are referred to as "Due to/from other funds" or "Advances to/from other funds." Interfund receivables and payables within governmental activities and within business-type activities have been eliminated in the government-wide statement of net position; any residual outstanding between the governmental activities and business-type activities are reported as "Internal balances."

K. Accrued Liabilities and Long-term Obligations

All payables, accrued liabilities and long-term obligations are reported on the government-wide statement of net position, and all payables, accrued liabilities and long-term obligations payable from proprietary funds are reported on the proprietary fund financial statements. Bond premiums and discounts are deferred and amortized over the life of the bonds using the effective interest method.

Bonds payable are reported net of the applicable bond premium or discount. Debt issuance costs, except any portion related to prepaid insurance costs, are recognized as an expense in the period incurred.

In general, governmental fund payables and accrued liabilities that, once incurred, are paid in full from current financial resources are reported as obligations of the funds. However, claims and judgments, compensated absences, net pension liability and net OPEB liability/asset that will be paid from governmental funds are reported as a liability in the fund financial statements only to the extent that they are due for payment during the current year. Bonds, loans and capital leases are recognized as liabilities on the fund financial statements when due.

***Notes to the Basic Financial Statements
For the Year Ended December 31, 2022***

Note 1 – Summary of Significant Accounting Policies (Continued)

L. Self-insurance

The Commissioners have formed the Franklin County Cooperative Health Benefits Program (the Program) to provide multiple employee health care benefit plans. Approximately 5,000 County employees and 555 employees of other political subdivisions are covered by the Program. Premiums are established based on an independent actuarial evaluation and are designed to be sufficient to cover all incurred claims and build a reserve for this joint self-insurance arrangement. If the reserve is insufficient at any point in time to cover catastrophic losses, the losses will be covered by the County's General Fund with adjustments made to future premium rates. The County is the predominant participant, and activities related to the Program are reported in the Employee Benefits internal service fund. The County has recorded a liability at year-end in the Employee Benefits fund for pending claims and incurred but unreported claims.

Beginning in 2012 the County began to self-insure its workers' compensation costs. Charges are established based on an independent actuarial evaluation and are designed to be sufficient to cover all incurred claims and maintain a reserve for this self-insurance arrangement. If the reserve is insufficient at any point in time to cover claims, the claims will be covered by the County's General Fund with adjustments made to future charge rates. The County is the only participant and activities related to the program are reported in the Employee Benefits internal service fund.

The County maintains comprehensive insurance coverage with private carriers for real property, building contents and vehicles in a maximum amount of \$500 million (blanket limit) with a \$100,000 deductible clause. In addition, the County self-insures its general liability coverage, except for medical malpractice insurance for the Sheriff's Inmate Medical Care Program, which covers the doctors, nurses, and the County's various liability with respect thereto. The commercial coverage for this medical malpractice insurance has a \$1 million per occurrence limit with a \$3 million per year aggregate limit and a \$6 million maximum policy limit.

M. Compensated Absences

The County permits employees to accumulate earned but unused vacation and sick leave benefits. Vacation benefits are accrued as a liability in the government-wide and proprietary fund financial statements when the benefits are earned if (1) the vacation leave is related to services already rendered and (2) it is probable that the employee will be compensated through time off or some other means in a future period. Sick leave benefits are accrued in the government-wide and proprietary fund financial statements using the vesting method. The sick leave liability is based on accumulated sick leave and employee wage rates at December 31 for those employees who are currently eligible to receive termination benefits and those the County has identified as probable of receiving payment in the future. A liability for compensated absences is recorded in governmental funds only if they have matured, for example as a result of employee resignation or retirement.

The criteria for determining vacation and sick leave liabilities are based on Commissioners' policies for compensated absences. The policies set by negotiated agreements and by other appointing authorities may vary slightly. Vacation and sick leave are accumulated based on hours worked. Vacation pay is fully vested after one year of full-time service. By Ohio law, accumulated vacation cannot exceed three times the annual accumulation rate for an employee. There is no limit for the accumulation of sick leave.

***Notes to the Basic Financial Statements
For the Year Ended December 31, 2022***

Note 1 – Summary of Significant Accounting Policies (Continued)

Employees with eight to eighteen years of service at time of separation or retirement receive payment for one-fourth of their accumulated sick leave. Employees with eighteen or more years of service receive payment for one-half of their accumulated sick leave. All payments are made at the employee's current wage rate.

N. Fund Balance

Fund balance is divided into five classifications based primarily on the extent to which the County is bound to observe constraints imposed upon the use of the resources in the governmental funds. The classifications are as follows:

Nonspendable – The nonspendable fund balance category includes amounts that cannot be spent because they are not in spendable form, or legally or contractually required to be maintained intact. The “not in spendable form” criterion includes items that are not expected to be converted to cash. It also includes the long-term amount of loans receivable, as well as property acquired for resale, unless the use of the proceeds from the collection of those receivables or from the sale of those properties is restricted, committed, or assigned.

Restricted – Fund balance is reported as restricted when constraints placed on the use of resources are either externally imposed by creditors (such as through debt covenants), grantors, contributors, or laws or regulations of other governments or is imposed by law through constitutional provisions or enabling legislation.

Enabling legislation authorizes the County to assess, levy, charge, or otherwise mandate payment of resources (from external resource providers) and includes a legally enforceable requirement that those resources be used only for the specific purposes stipulated in the legislation. Legal enforceability means that the County can be compelled by an external party—such as citizens, public interest groups, or the judiciary to use resources created by enabling legislation only for the purposes specified by the legislation.

Committed – The committed fund balance classification includes amounts that can be used only for the specific purposes imposed by formal action (resolution) of the Board of County Commissioners. Those committed amounts cannot be used for any other purpose unless the Board of County Commissioners removes or changes the specified use by taking the same type of action (resolution) it employed to previously commit those amounts. In contrast to fund balance that is restricted by enabling legislation, committed fund balance classification may be redeployed for other purposes with appropriate due process. Constraints imposed on the use of committed amounts are imposed by the Board of County Commissioners, separate from the authorization to raise the underlying revenue; therefore, compliance with these constraints are not considered to be legally enforceable. Committed fund balance also incorporates contractual obligations to the extent that existing resources in the fund have been specifically committed for use in satisfying those contractual requirements.

***Notes to the Basic Financial Statements
For the Year Ended December 31, 2022***

Note 1 – Summary of Significant Accounting Policies (Continued)

Assigned – Amounts in the assigned fund balance classification are intended to be used by the County for specific purposes but do not meet the criteria to be classified as restricted or committed. The Board of County Commissioners may assign fund balance as it does when appropriating fund balance to cover a gap between estimated revenue and appropriations in the subsequent year’s appropriated budget. In governmental funds other than the General Fund, assigned fund balance represents the remaining amount that is not restricted or committed. In the General Fund, assigned amounts represent intended uses established by the Board of County Commissioners. Unlike commitments, assignments generally only exist temporarily and additional action does not normally have to be taken for the removal of an assignment.

Unassigned – Unassigned fund balance is the residual classification for the General Fund and includes all spendable amounts not contained in the other classifications. In other governmental funds, the unassigned classification is used only to report a deficit balance resulting from overspending for specific purposes for which amounts had been restricted, committed, or assigned.

The County applies restricted resources first when expenditures are incurred for purposes for which either restricted or unrestricted (committed, assigned, and unassigned) amounts are available. Similarly, within unrestricted fund balance, committed amounts are reduced first followed by assigned, and then unassigned amounts when expenditures are incurred for purposes for which amounts in any of the unrestricted fund balance classifications could be used.

O. Net Position

Net position represents the difference between assets, deferred outflows, liabilities and deferred inflows. Net investment in capital assets consist of capital assets, net of accumulated depreciation, reduced by the outstanding balances of any borrowing used for the acquisition, construction or improvement of those assets. Net position is reported as restricted when there are limitations imposed on its use through external restrictions imposed by creditors or grantors, or laws or regulations of other governments. Restricted resources are applied when an expense is incurred for purposes for which both restricted and unrestricted net position is available.

P. Operating Revenues and Expenses

Operating revenues are those revenues that are generated directly from the primary activity of the proprietary funds. For the County, these revenues are charges for water and sewer services and for use of the parking facilities. Operating expenses are necessary costs incurred to provide the services that are the primary activities of the fund. Revenues and expenses not meeting this definition are reported as non-operating revenues and expenses.

***Notes to the Basic Financial Statements
For the Year Ended December 31, 2022***

Note 1 – Summary of Significant Accounting Policies (Continued)

Q. Capital Contributions

Capital contributions are made from the federal, state, and other participating local governments to the governmental funds for construction projects. For business-type activities, capital contributions arise from contributions of capital assets, tap-in fees to the extent they exceed the cost of the connection to the system, or from grants or outside contributions of resources restricted to capital acquisition and construction.

R. Interfund Activity

Transfers between governmental and business-type activities on the government-wide statements are reported in the same manner as general revenues. Exchange transactions between funds are reported as revenues in the seller funds and as expenditures/expenses in the purchaser funds. Flows of cash or goods from one fund to another without a requirement for repayment are reported as interfund transfers. Interfund transfers are reported as other financing sources/uses in governmental funds and after non-operating revenues/expenses in proprietary funds.

S. Estimates

The preparation of the financial statements in conformity with GAAP requires management to make estimates and assumptions that affect the amounts reported in the financial statements and accompanying notes. Actual results may differ from those estimates.

T. Fair Value

The County categorizes its fair value measurements within the fair value hierarchy established by generally accepted accounting principles. The hierarchy is based on the valuation inputs used to measure the fair value of the asset. Level 1 inputs are quoted prices in active markets for identical assets. Level 2 inputs are significant other observable inputs; Level 3 inputs are significant unobservable inputs.

***Notes to the Basic Financial Statements
For the Year Ended December 31, 2022***

Note 2 – Changes in Accounting Principles

During the year, the County adopted the GASB Statements listed below.

Statement No. 91, *Conduit Debt Obligations*. The primary objectives of this Statement are to provide a single method of reporting conduit debt obligations by issuers and eliminate diversity in practice associated with (1) commitments extended by issuers, (2) arrangements associated with conduit debt obligations, and (3) related note disclosures. This Statement achieves those objectives by clarifying the existing definition of a conduit debt obligation; establishing that a conduit debt obligation is not a liability of the issuer; establishing standards for accounting and financial reporting of additional commitments and voluntary commitments extended by issuers and arrangements associated with conduit debt obligations; and improving required note disclosures.

Statement No. 93, *Replacement of Interbank Offered Rates*. The objective of this Statement is to address those and other accounting and financial reporting implications that result from the replacement of an Interbank Offered Rate (IBOR). This Statement achieves that objective by:

- Providing exceptions for certain hedging derivative instruments to the hedge accounting termination provisions when an IBOR is replaced as the reference rate of the hedging derivative instrument's variable payment
- Clarifying the hedge accounting termination provisions when a hedge item is amended to replace the reference rate
- Clarifying that the uncertainty related to the continued availability of IBORs does not, by itself, affect the assessment of whether the occurrence of a hedged expected transaction is probable
- Removing London Interbank Offered Rate (LIBOR) as an appropriate benchmark interest rate for the qualitative evaluation of the effectiveness of an interest rate swap
- Identifying a Secured Overnight Financing Rate and the Effective Federal Funds Rate as appropriate benchmark interest rates for the qualitative evaluation of the effectiveness of an interest rate swap
- Clarifying the definition of *reference rate*, as it is used in Statement No. 53, as amended

Providing an exception to the lease modifications guidance in Statement No. 87, as amended, for certain lease contracts that are amended solely to replace an IBOR as the rate upon which variable payments depend.

FRANKLIN COUNTY, OHIO

***Notes to the Basic Financial Statements
For the Year Ended December 31, 2022***

Note 2 – Changes in Accounting Principles (Continued)

Statement No. 97, *Certain Component Unit Criteria, and Accounting and Financial Reporting for Internal Revenue Code Section 457 Deferred Compensation Plans – An Amendment of GASB Statements No. 14 and No. 84, and a Supersession of GASB Statement No. 32*. The primary objectives of this Statement are to (1) increase consistency and comparability related to the reporting of fiduciary component units in circumstances in which a potential component unit does not have a governing board and the primary government performs the duties that a governing board typically would perform; (2) mitigate costs associated with the reporting of certain defined contribution pension plans, defined contribution other postemployment benefit (OPEB) plans, and employee benefit plans other than pension plans or OPEB plans (other employee benefit plans) as fiduciary component units in fiduciary fund financial statements; and (3) enhance the relevance, consistency, and comparability of the accounting and financial reporting for Internal Revenue Code (IRC) Section 457 deferred compensation plans (Section 457 plans) that meet the definition of a pension plan and for benefits provided through those plans.

Statement No. 101, *Compensated Absences*. The objective of this Statement is to better meet the information needs of financial statement users by updating the recognition and measurement guidance for compensated absences. That objective is achieved by aligning the recognition and measurement guidance under a unified model and by amending certain previously required disclosures.

The adoption of Statements No. 91, No. 93, No. 97 and No. 101 had no impact on these financial statements.

Other pronouncements (listed below) have been issued by the GASB. The County intends to adopt these pronouncements at the required time. The County has not determined the effect that adoption of these statements will have on its financial statements.

- Statement No. 94, *Public-Private and Public-Public Partnerships and Availability Payment Arrangements* - effective for fiscal years beginning after June 15, 2022.
- Statement No. 96, *Subscription-Based Information Technology Arrangements* – effective for fiscal years beginning after June 15, 2022.
- Statement No. 99, *Omnibus 2022* – effective for fiscal years beginning after June 15, 2022 and June 15, 2023.
- Statement No. 100, *Accounting Changes and Error Corrections – An Amendment of GASB Statement No. 62* – effective for fiscal years beginning after June 15, 2023.

FRANKLIN COUNTY, OHIO

***Notes to the Basic Financial Statements
For the Year Ended December 31, 2022***

Note 3 – Budgetary Information and Compliance

In accordance with Ohio law, annual budgets are adopted for the General Fund, special revenue funds, debt service funds, capital projects funds, and proprietary funds. The Franklin County Budget Commission, composed of the Auditor, Treasurer and Prosecutor, approves tax budgets and certificates of estimated resources for the County itself and for schools, municipalities, townships and other agencies that are funded by tax dollars. The certificate of estimated resources issued by the Budget Commission states the projected revenue of each fund and establishes a limit on the amount the County may appropriate. The County's total contemplated expenditures from any fund during the fiscal year cannot exceed the amount available as stated in the certificate of estimated resources. On or about January 1, the certificate of estimated resources is amended to include any unencumbered fund balances from the preceding year. During the year, as actual revenues vary from the estimates, the certificate may be amended further if an estimate needs either to be increased or decreased. Such amendments were made during 2022. The amounts reported as the original budget reflect the amounts in the amended certificate of estimated resources in place on the date the operating budget is adopted. The amounts reported as the final budgeted amounts in the budgetary statements reflect the amounts in the final amended certificate issued for 2022.

The appropriations resolution is the Commissioners' authorization to spend resources. The resolution sets annual limits on expenditures plus encumbrances at the major object level within a fund, thereby establishing the legal level of control. The Commissioners passed the 2022 appropriation resolution on December 14, 2021. Revisions to the original budget require a resolution signed by at least two Commissioners. Supplemental appropriations were made during 2022. Under Ohio law, budgetary appropriations may not exceed estimated resources, with a balanced budget maintained in each fund. At the end of the year, all encumbrances are canceled and all appropriations lapse, reverting to the respective funds from which they were appropriated.

One nonmajor governmental fund had a negative fund balance on the GAAP basis (General Bond Retirement \$15,000). The deficit was due to the timing of intergovernmental revenue and temporary financing through transfers from the General Fund.

The County reports financial position, results of operations and changes in fund balance based on GAAP. State law also requires the County to account for transactions on a non-GAAP budgetary basis of cash receipts, cash disbursements and encumbrances. The major differences between the non-GAAP budgetary basis and the GAAP basis are that:

1. Revenues are recorded when received in cash (budget) as opposed to when susceptible to accrual (GAAP).
2. Expenditures/expenses are recorded when paid in cash (budget) as opposed to when the liability is incurred (GAAP).
3. Borrowing arrangements between funds are treated as revenues and expenditures (budget) as opposed to increases and decreases in assets and liabilities (GAAP).

FRANKLIN COUNTY, OHIO

**Notes to the Basic Financial Statements
For the Year Ended December 31, 2022**

Note 3 – Budgetary Information and Compliance (Continued)

The statement of revenues, expenditures and changes in fund balances – budget and actual (non-GAAP budgetary basis) is presented in the basic financial statements for the General Fund and major special revenue funds. Adjustments necessary to reconcile the results of operations at the end of the year between the GAAP basis and the non-GAAP budgetary basis are as follows:

Net Change in Fund Balance (Deficit) General and Major Special Revenue Funds (Amounts in 000's)					
	General	FCBDD	Children Services Board	ADAMH Board	Coronavirus Local Fiscal Recovery
GAAP basis	\$ (5,375)	\$ 19,760	\$ 1,407	\$ 10,792	\$ -
Net adjustment for revenue accruals	70,852	302	(555)	(26,999)	88,182
Net adjustment for expenditure accruals	(4,168)	(2,092)	684	27,889	-
Differences in reporting for interfund balances	(2,679)	-	-	-	-
Funds budgeted as Special Revenue Funds	(554)	-	-	-	-
Non-GAAP budgetary basis	<u>\$ 58,076</u>	<u>\$ 17,970</u>	<u>\$ 1,536</u>	<u>\$ 11,682</u>	<u>\$ 88,182</u>

Note 4 – Cash, Deposits and Investments

Moneys held by the County are classified by state statute into two categories. Active moneys are public moneys determined to be necessary to meet current demands upon the County treasury. Active moneys must be maintained either as cash in the County treasury, in commercial accounts payable or able to be withdrawn on demand, including negotiable order of withdrawal (NOW) accounts, or in money market deposit accounts. Moneys held by the County that are not considered active are classified as inactive. Inactive moneys may be deposited or invested in authorized securities in accordance with the Franklin County Treasurer Investment and Depository Policy, as adopted by majority vote of the Investment Advisory Committee.

Primary Government

Deposits: Deposits include amounts held in demand accounts and savings accounts. At year-end, the carrying amount of the County’s deposits was \$115,299,000. The bank balances totaled \$129,827,000.

Custodial credit risk is the risk that, in the event of bank failure, the County’s deposits may not be returned. Public depositories must give security for all public funds on deposit. These limitations may either specifically collateralize individual accounts in addition to amounts insured by the Federal Deposit Insurance Corporation (FDIC), or may pledge a single pool of collateral for the benefit of every depositor via the Ohio Pooled Collateral Program administered by the Treasurer of State. Specific collateral must equal or exceed 105 percent of the carrying value of assets, whereas pooled collateral must equal or exceed 102 percent or lesser amount as determined by the Treasurer of State. Although all statutory and policy requirements for the deposit of money have been followed, noncompliance with federal requirements could potentially subject the County to a successful claim by the FDIC.

FRANKLIN COUNTY, OHIO

***Notes to the Basic Financial Statements
For the Year Ended December 31, 2022***

Note 4 – Cash, Deposits and Investments (Continued)

Investments: The following securities are authorized investments under both the County’s policy and the ORC:

1. United States Treasury notes, bills, bonds, or other obligation or security issued by the Treasury, any other obligation guaranteed as to principal and interest by the United States, or any book entry, zero-coupon security that is a direct obligation of the United States.
2. Bonds, notes, debentures, or any other obligations or securities issued directly by any federal government agency or instrumentality.
3. Bonds and other obligations of the State of Ohio or its political subdivisions, provided that such political subdivisions are located wholly or partly within the County.
4. The State Treasurer's investment pool (STAR Ohio).
5. No-load money market mutual funds consisting exclusively of obligations described in (1) or (2) and repurchase agreements secured by such obligations, provided that the investments are made only through eligible institutions.
6. Up to fifteen percent of the County’s total average portfolio in notes issued by corporations that are incorporated under the laws of the United States and that are operating within the United States, or by depository institutions that are doing business under authority granted by the United States or any state and that are operating within the United States, provided both of the following apply:
 - a. The notes are rated in the three highest categories by at least two nationally recognized standard rating services at the time of purchase.
 - b. The notes mature not later than three years after purchase.
7. Up to forty percent of the County’s total average portfolio in either of the following:
 - a. High grade commercial paper when the aggregate value of the notes does not exceed ten percent of the aggregate value of the outstanding commercial paper of the issuing corporation, and the notes mature no later than 270 days after purchase.
 - b. Bankers acceptances of banks insured by the FDIC when the obligations are eligible for purchase by the Federal Reserve System and mature no later than 180 days after purchase.
8. High-grade debt interests issued by foreign nations diplomatically recognized by the U.S. government. All interest and principal shall be denominated and payable in U.S. funds. In the aggregate, this investment shall not exceed two percent of a two-year rolling average of the County’s portfolio and shall mature no later than five years after purchase.
9. Written repurchase agreements in the securities described in (1) or (2) provided that the market value of the agreement be at least two percent and be marked to market daily, and that the term of the agreement must not exceed thirty days.

FRANKLIN COUNTY, OHIO

**Notes to the Basic Financial Statements
For the Year Ended December 31, 2022**

Note 4 – Cash, Deposits and Investments (Continued)

Investments in derivative securities, reverse repurchase agreements and collateralized mortgage obligations are prohibited. The issuance of taxable notes for the purpose of arbitrage, the use of leverage and purchases on margin or short sale are also prohibited. An investment must mature within five years from the date of purchase unless matched to a specific County obligation or debt.

The County categorizes its fair value measurements within the fair value hierarchy established by generally accepted accounting principles. The hierarchy is based on the valuation inputs used to measure the fair value of the asset. Level 1 inputs are quoted prices in active markets for identical assets; Level 2 inputs are significant other observable inputs; Level 3 inputs are significant unobservable inputs.

As of December 31, 2022, the primary government had the following investments (based on quoted market prices) and maturities:

(Amounts in 000's, Time in Years)						
Investment Type	Fair Value	Less than 1	1 – 2	2 – 5	5 – 9	% of Portfolio
U.S. Treasuries	\$ 272,728	\$ 4,876	\$ 40,977	\$ 226,875	\$ -	16.54%
FFCB notes	266,154	41,332	73,486	151,336	-	16.15%
FHLB notes	206,993	4,836	50,693	151,464	-	12.56%
FHLMC notes	191,294	62,959	25,542	102,793	-	11.61%
FNMA notes	138,578	19,499	29,345	89,734	-	8.41%
Foreign bonds	24,053	6,446	989	16,618	-	1.46%
Municipal bonds	85,877	25,682	5,999	40,474	13,722	5.21%
Commercial paper	353,317	297,528	26,278	29,511	-	21.44%
Corporate notes	58,604	23,269	25,742	9,593	-	3.56%
Money markets	1,001	1,001	-	-	-	0.06%
STAR Ohio	49,491	49,491	-	-	-	3.00%
Total investments	<u>\$ 1,648,090</u>	<u>\$ 536,919</u>	<u>\$ 279,051</u>	<u>\$ 818,398</u>	<u>\$ 13,722</u>	<u>100.00%</u>

Interest rate risk: Interest rate risk arises because potential purchasers of debt securities will not agree to pay face value for those securities if interest rates subsequently increase. The ORC and the Investment and Depository Policy of the County limit the purchase of securities to those with a maturity of no more than five years from the date of purchase unless matched to a specific obligation or debt of the County.

Credit risk: Credit risk is the risk of loss due to the failure of the security issuer to pay principal or interest, or the failure of the issuer to make timely payments of principal or interest. The ORC limits investments in commercial paper, corporate bonds, municipal bonds and mutual bond funds to the top two ratings issued by nationally recognized statistical rating organizations at the time of purchase. All U.S. Treasuries and federal agency notes had a rating of AA+ from Standard & Poor's, and Aaa from Moody's. All municipal bonds had a rating of AAA from Standard & Poor's, and Aa2 from Moody's. Investments in commercial paper were rated A1 by Standard & Poor's and P1 by Moody's. The ORC limits investments in foreign bonds to the top three ratings issued by nationally recognized statistical rating organizations at the time of purchase. The State of Israel Bonds were rated A+ by Standard & Poor's, and A1 by Moody's. Standard & Poor's has assigned STAR Ohio an AAAM money market rating. The County had investments in two other money market accounts at year-end, each rated AAAM by Standard & Poor's and Aaa by Moody's.

FRANKLIN COUNTY, OHIO

**Notes to the Basic Financial Statements
For the Year Ended December 31, 2022**

Note 4 – Cash, Deposits and Investments (Continued)

Concentration of credit risk: The County’s investment policy provides for diversification to avoid undue concentration in securities of one type or securities of one issuer. This restriction does not apply to obligations guaranteed by the U.S. government. Of the County’s total investments, 12.56 percent are FHLB notes, 11.61 percent are FHLMC notes, 8.41 percent are FNMA notes, 16.15 percent are FFCB notes, 16.54 percent are U.S. Treasuries and 21.44 percent are commercial paper. All other investment types are less than fourteen percent of the County’s total investments.

Custodial credit risk: For an investment, the custodial credit risk is the risk that, in the event of the failure of the counterparty, the County will not be able to recover the value of the investments or collateral securities that are in the possession of an outside party. In order to mitigate custodial risk, the County purchases its investments only through an approved broker/dealer or institution. Further, payment for investments is made only upon delivery of the securities representing the investments to the Treasurer or qualified trustee or, if the securities are not represented by a certificate, upon receipt of confirmation of transfer from the custodian.

Component Units

Deposits: All monies are deposited into banks or investment companies designated by each component unit’s governing board. Funds not needed for immediate expenditure may be deposited in interest bearing or non-interest-bearing accounts, or U.S. government obligations. Security shall be furnished for all deposits, whether interest bearing or non-interest bearing, except that no such security is required for U.S. government obligations.

Custodial risk is the risk that, in the event of bank failure, the deposits of the component unit might not be recovered. At December 31, 2022, discretely presented component units held demand deposits with a carrying value of \$5,953,000. The bank balances totaled \$6,027,000.

Investments: As of December 31, 2022, the component units had the following investments (based on quoted market prices) and maturities (where applicable):

(Amounts in 000’s, Time in Years)			
Investment Type	Fair Value	Less than 1	% of Portfolio
Managed equity account	\$ 5,984	\$ 5,984	83.72%
Cash surrender value of life insurance	1,164	1,164	16.28%
Total investments	<u>\$ 7,148</u>	<u>\$ 7,148</u>	<u>100.00%</u>

Interest rate risk: The component units do not have policies limiting investment maturities as a means of managing exposure to fair value losses arising from increasing interest rates.

Credit risk: Component units do not place a limit on the ratings of their securities other than the ORC requirements.

FRANKLIN COUNTY, OHIO

***Notes to the Basic Financial Statements
For the Year Ended December 31, 2022***

Note 4 – Cash, Deposits and Investments (Continued)

Concentration of credit risk: The component units do not place a limit on the amount that may be invested in any one issuer.

Custodial credit risk: For an investment, the custodial credit risk is the risk that, in the event of the failure of the counterparty to a transaction, the component unit will not be able to recover the value of the investments or collateral securities that are in the possession of an outside party. In order to mitigate custodial risk, the component units purchase their investments only through an approved broker/dealer or institution.

Reconciliation to Statement of Net Position

The deposits and investments reconcile to the statements of net position as follows:

	(Amounts in 000's)		
	Primary Government	Component Units	Total
Deposits and investments:			
Carrying amount of deposits	\$ 115,299	\$ 5,953	\$ 121,252
Fair value of investments	1,648,090	7,148	1,655,238
Total deposits and investments	<u>\$ 1,763,389</u>	<u>\$ 13,101</u>	<u>\$ 1,776,490</u>
Per statement of net position:			
Equity with County Treasurer	\$ 1,534,832	\$ -	\$ 1,534,832
Cash and investments in segregated accounts	<u>2,926</u>	<u>13,101</u>	<u>16,027</u>
	1,537,758	13,101	1,550,859
Per statement of fiduciary net position:			
Equity with County Treasurer	188,140	-	188,140
Cash and investments in segregated accounts	<u>37,491</u>	<u>-</u>	<u>37,491</u>
	<u>225,631</u>	<u>-</u>	<u>225,631</u>
Total per statements of net position	<u>\$ 1,763,389</u>	<u>\$ 13,101</u>	<u>\$ 1,776,490</u>

FRANKLIN COUNTY, OHIO

**Notes to the Basic Financial Statements
For the Year Ended December 31, 2022**

Note 5 – Interfund Balances and Transfers

Interfund balances consisted of the following:

A. Due to/from Other Funds

These balances resulted primarily from the time lag between the dates that interfund goods and services are provided or reimbursable expenditures occur and payments between funds are made.

(Amounts in 000's)		
Receivable Fund	Payable Fund	Amount
General	Board of Developmental Disabilities	\$ 7
	Children Services Board	131
	ADAMH Board	4
	Nonmajor governmental funds	648
	Enterprise funds	30
	Internal service fund	<u>23</u>
		843
Children Services Board	Nonmajor governmental funds	27
Nonmajor governmental funds	General Fund	101
	Board of Developmental Disabilities	4
	Nonmajor governmental funds	<u>47</u>
		152
Enterprise	General Fund	<u>10</u>
		<u>\$ 1,032</u>

B. Advances to/from Other Funds

The following loans between funds, in anticipation of grant revenue, are long-term in nature and are classified as advances. The amounts payable to the General Fund relate to working capital loans made to several nonmajor governmental funds. The advances at December 31, 2022 are as follows:

(Amounts in 000's)		
Receivable Fund	Payable Fund	Amount
General	ADAMH Board	\$ 10,000
	Nonmajor governmental funds	<u>4,117</u>
		<u>\$ 14,117</u>

FRANKLIN COUNTY, OHIO

***Notes to the Basic Financial Statements
For the Year Ended December 31, 2022***

Note 5 – Interfund Balances and Transfers (Continued)

C. Interfund Transfers

Transfers are used to move revenues from the fund that collects them in accordance with statute or budget to the fund that is required to expend them in accordance with statute or budget; to segregate money for anticipated capital projects; to provide resources for current operations; or to service debt. Of the amounts transferred out of the General Fund, \$35,777,000 was to service debt, \$8,222,000 was for public assistance, \$8,000,000 was for capital projects, and \$6,310,000 was for employee benefits with the remainder to provide resources to various funds for current operations.

(Amounts in 000's)				
Transfer Out	Transfer in			
	Nonmajor Governmental Funds	Enterprise	Internal Service	Total
General	\$ 63,607	\$ 1,928	\$ 6,310	\$ 71,845
Nonmajor governmental funds	187	-	-	187
	\$ 63,794	\$ 1,928	\$ 6,310	\$ 72,032

FRANKLIN COUNTY, OHIO

***Notes to the Basic Financial Statements
For the Year Ended December 31, 2022***

Note 6 – Property Taxes

Property taxes include amounts levied against all real and public utility property in Franklin County.

Real property taxes for 2022 are levied after October 1, 2022, on the assessed value as of January 1, 2022, the lien date. Assessed values are established by state law at thirty-five percent of the appraised value. Real property taxes for 2021 are collected in 2022 and are intended to finance 2022 expenditures. The total assessed value upon which the 2022 real estate tax collection was based was \$35,517,649,000. The full tax rate for the 2022 collection applied to real property for all County units was \$18.82 per \$1,000 of assessed valuation.

Public utility real property is subject to tax. The total assessed value upon which the 2022 tax collection was based was \$1,467,833,000.

The County Treasurer bills and collects property taxes on behalf of all taxing districts within Franklin County. The Auditor periodically remits to the taxing districts their portion of the taxes collected. Collection of the taxes and remittance to the taxing districts are accounted for in various County custodial funds.

“Property taxes receivable” represents delinquent real property and public utility taxes outstanding as of the last settlement, and current real property and public utility taxes that were measurable at year-end for which there is an enforceable legal claim. In the fund financial statements, receivables are offset by deferred inflows of resources since these taxes were not levied to finance 2022 operations. In the full accrual government-wide financial statements, collectible delinquent property taxes have been recorded as revenue while the remainder of the receivable is a deferred inflow of resources.

The County uses actual billings to estimate taxes receivable by using an estimate based on the tax rate multiplied by property value. The collection of substantially all real property and public utility taxes both current and delinquent is reasonably assured because of the County's ability to force foreclosure of the properties on which the taxes are levied.

FRANKLIN COUNTY, OHIO

***Notes to the Basic Financial Statements
For the Year Ended December 31, 2022***

Note 7 – Notes Receivable

In 2009, the County authorized an interest free economic development loan to the Community Improvement Corporation of Gahanna (Gahanna CIC) for \$2,600,000. At December 31, 2022, the County recorded a note receivable in the amount of \$1,392,000, with a similar commitment of the fund balance in the General Fund.

In 2020, the County executed an additional modification of the lease/purchase agreement with the Franklin County Agricultural Society (the Fair Board) for the purchase of land used for the Franklin County Fair. The initial loan amount was \$299,000 with the Fair Board making an initial payment in the amount of \$150,000. The note calls for the Fair Board to make the remaining payments annually on the anniversary date of the note. As part of the note, the Fair Board and the County agreed that if the Fair Board pays one-half of the annual payment on a timely basis, the remaining one-half of the payment due shall be forgiven by the County and the total payment due shall be deemed satisfied in full.

The following is a summary of the future payments to be received by the County for the notes:

(Amounts in 000's)					
	Gahanna CIC	Franklin County Fair Board	General Fund		
2023	\$ 92	\$ 25	\$ 117		
2024	93	25	118		
2025	93	25	118		
2026	93	24	117		
2027	93	-	93		
2028-2032	464	-	464		
2033-2037	464	-	464		
Total payments to be received	1,392	99	1,491		
Less: Amount representing interest	-	-	-		
Notes receivable	\$ 1,392	\$ 99	\$ 1,491		

FRANKLIN COUNTY, OHIO

***Notes to the Basic Financial Statements
For the Year Ended December 31, 2022***

Note 8 – Leases - Lessor Disclosure

During 2009, the County completed construction on Huntington Park, which has been leased to the Stadium and Team, a component unit of the County. The lease was initiated in April 2009 and expires December 2033. The terms of the lease agreement require the Stadium and Team to pay for operating expenses and leasehold improvements of the stadium. In addition, the Stadium and Team shall pay, as rent, an amount equal to the debt service of the financing package issued under the County's name for the construction of Huntington Park. Minimum annual rent may vary between years as a result of the anticipated debt service payments, and is subject to change as a portion of the financing consists of bond anticipation notes. The asset is recorded as a capital asset of the County as follows:

(Amounts in 000's)	
Acquisition cost	\$ 64,114
Less: accumulated depreciation	(13,540)
Carrying amount	\$ 50,574

During the current year, the County recognized \$1,635,000 of deferred inflows as revenue associated with this leasing arrangement. The Stadium and Team may renew the lease for two consecutive ten-year terms under similar terms upon thirty days written notice prior to the end of the lease term. Future payments under the non-cancellable operating lease are as follows:

Huntington Park			
(Amounts in 000's)			
	Principal	Interest	Total
2023	\$ 1,347	\$ 726	\$ 2,073
2024	1,474	669	2,143
2025	1,533	606	2,139
2026	1,601	541	2,142
2027	1,667	473	2,140
2028-2032	9,467	1,242	10,709
	\$ 17,089	\$ 4,257	\$ 21,346

FRANKLIN COUNTY, OHIO

**Notes to the Basic Financial Statements
For the Year Ended December 31, 2022**

Note 9 - Capital Assets

Capital asset activity of the primary government for the year ended December 31, 2022, is shown below:

Capital Assets Primary Government - Governmental Activities (Amounts in 000's)				
	Beginning Balance	Additions	Reductions	Ending Balance
Capital assets, not being depreciated:				
Land	\$ 72,509	\$ 3,505	\$ (78)	\$ 75,936
Leased Land	1,281	-	-	1,281
Construction in progress	328,777	78,982	(16,609)	391,150
Total nondepreciable capital assets	402,567	82,487	(16,687)	468,367
Capital assets, being depreciated:				
Buildings and improvements	722,438	13,978	(205)	736,211
Leased Buildings	11,259	3,550	(3,436)	11,373
Infrastructure	311,243	7,205	(697)	317,751
Machinery and equipment	104,816	8,656	(2,978)	110,494
	1,149,756	33,389	(7,316)	1,175,829
Less accumulated depreciation for:				
Buildings and improvements	(285,169)	(22,964)	205	(307,928)
Leased Buildings	(6,547)	(2,219)	3,338	(5,428)
Infrastructure	(121,596)	(5,837)	566	(126,867)
Machinery and equipment	(73,142)	(8,091)	2,670	(78,563)
	(486,454)	(39,111)	6,779	(518,786)
Total depreciable capital assets, net	663,302	(5,722)	(537)	657,043
Total capital assets, net	\$ 1,065,869	\$ 76,765	\$ (17,224)	\$ 1,125,410

FRANKLIN COUNTY, OHIO

Notes to the Basic Financial Statements
For the Year Ended December 31, 2022

Note 9 - Capital Assets (Continued)

Capital Assets				
Primary Government – Business-type Activities				
(Amounts in 000's)				
	Beginning Balance	Additions	Reductions	Ending Balance
Capital assets, not being depreciated:				
Land	\$ 487	\$ -	\$ -	\$ 487
Construction in progress	18,842	591	(18,842)	591
Total nondepreciable capital assets	19,329	591	(18,842)	1,078
Capital assets, being depreciated:				
Buildings and improvements	19,165	-	-	19,165
Infrastructure	73,477	19,342	-	92,819
Machinery and equipment	2,967	-	-	2,967
	95,609	19,342	-	114,951
Less accumulated depreciation for:				
Buildings and improvements	(9,840)	(641)	-	(10,481)
Infrastructure	(12,947)	(1,151)	-	(14,098)
Machinery and equipment	(1,801)	(224)	-	(2,025)
	(24,588)	(2,016)	-	(26,604)
Total depreciable capital assets, net	71,021	17,326	-	88,347
Total capital assets, net	\$ 90,350	\$ 17,917	\$ (18,842)	\$ 89,425

Depreciation expense was charged to functional programs of the primary government as follows:

(Amounts in 000's)	
Governmental activities:	
General government	\$ 14,746
Judicial	3,447
Public safety	5,817
Human services	3,588
Health	3,163
Public works	7,245
Conservation and recreation	973
Community and economic development	132
	\$ 39,111
Business-type activities:	
Water and sewer	\$ 1,273
Parking facilities	743
	\$ 2,016

FRANKLIN COUNTY, OHIO

**Notes to the Basic Financial Statements
For the Year Ended December 31, 2022**

Note 9 - Capital Assets (Continued)

Capital asset activity of the component units for the year ended December 31, 2022, was as follows:

Capital Assets Component Units (Amounts in 000's)				
	Beginning Balance	Additions	Reductions	Ending Balance
Capital assets, not being depreciated:				
Construction in progress	\$ 28	\$ 38	\$ -	\$ 66
Total nondepreciable capital assets	28	38	-	66
Capital assets, being depreciated:				
Buildings and improvements	3,983	-	-	3,983
Machinery and equipment	3,840	62	-	3,902
	7,823	62	-	7,885
Less accumulated depreciation for:				
Buildings and improvements	(1,010)	(209)	-	(1,219)
Machinery and equipment	(3,443)	(61)	-	(3,504)
	(4,453)	(270)	-	(4,723)
Total depreciable capital assets, net	3,370	(208)	-	3,162
Total capital assets, net	<u>\$ 3,398</u>	<u>\$ (170)</u>	<u>\$ -</u>	<u>\$ 3,228</u>

Depreciation expense reported by component units was as follows:

(Amounts in 000's)	
Stadium and Team	<u>\$ 270</u>

FRANKLIN COUNTY, OHIO

**Notes to the Basic Financial Statements
For the Year Ended December 31, 2022**

Note 9 - Capital Assets (Continued)

Net Investment in Capital Assets

The composition of net investment in capital assets as of December 31, 2022, is shown below:

Net Investment in Capital Assets (Amounts in 000's)				
	Primary Government			Component Units
	Governmental Activities	Business-Type Activities	Total	
Capital assets, net of accumulated depreciation:				
Nondepreciable	\$ 467,086	\$ 1,078	\$ 468,164	\$ 66
Depreciable	651,098	88,347	739,445	3,162
Lease assets, net of accumulated amortization	7,226	-	7,226	-
Capital related deferred outflows of resources:				
Deferred charges	13,372	533	13,905	-
Capital related debt:				
General obligation bonds	(164,705)	(7,870)	(172,575)	-
Special obligation bonds	(226,395)	-	(226,395)	-
General obligation notes	(3,566)	-	(3,566)	-
Special obligation loans	(2,400)	(24,803)	(27,203)	-
Lease liability	(21,585)	-	(21,585)	-
Unamortized bond premiums and discounts	(44,449)	(209)	(44,658)	-
Total net investment in capital assets	\$ 675,682	\$ 57,076	\$ 732,758	\$ 3,228

FRANKLIN COUNTY, OHIO

**Notes to the Basic Financial Statements
For the Year Ended December 31, 2022**

Note 10 – Long-term Liabilities

A. Long-term Debt Summary

The original issue date, final maturity date, interest rate and original issuance amount for the County's long-term bonds, notes, and loans currently outstanding follows:

Long-term Debt Summary – Governmental Activities (Amounts in 000's)				
	Original Issue Date	Final Maturity	Interest Rate	Original Issue Amount
General obligation bonds and notes:				
Bonds:				
Series 2013 Hall of Justice	08/06/2013	12/01/2038	1.75 to 5.00%	\$ 37,500
Series 2013 Government Facilities	08/06/2013	12/01/2023	4.35%	3,500
Series 2013 Sheriff's Training Facility	08/06/2013	12/01/2038	4.50%	5,000
Series 2014 Refunding FCCS Building	03/11/2014	06/01/2025	1.00 to 5.00%	6,475
Series 2014 Refunding Courthouse Project	03/11/2014	12/01/2031	1.00 to 5.00%	34,420
Series 2014 Refunding Animal Shelter Project	03/11/2014	12/01/2031	1.00 to 5.00%	2,985
Series 2014 Refunding Energy Conservation	03/11/2014	06/01/2027	1.00 to 5.00%	20,590
Series 2014 Refunding Animal Shelter	03/11/2014	12/01/2035	1.00 to 5.00%	5,830
Series 2014 Refunding Government Center	03/11/2014	12/01/2034	1.00 to 5.00%	7,770
Series 2014 Refunding Road Improvements	03/11/2014	06/01/2030	1.00 to 5.00%	2,370
Series 2015 Refunding Animal Shelter Project	05/13/2015	12/01/2031	3.25 to 5.00%	4,975
Series 2015 Refunding Courthouse Project	05/13/2015	12/01/2031	3.25 to 5.00%	63,215
Series 2016 Refunding Government Center	12/28/2016	12/01/2028	2.00 to 5.00%	10,930
Series 2016 Board of Elections Facility	12/28/2016	12/01/2031	2.00 to 5.00%	7,500
Series 2019 Refunding	11/26/2019	12/01/2029	1.93%	8,720
Series 2021A Refunding	07/07/2021	12/01/2038	0.95 to 4.00%	32,065
Series 2021B Refunding	07/07/2021	06/01/2033	0.35 to 5.00%	40,640
Notes:				
Series 2013A Energy Conservation	05/23/2013	12/01/2022	1.51%	4,990
Series 2013B Energy Conservation	05/23/2013	12/01/2028	3.32%	3,806
				303,281
Special obligation bonds, notes and loans:				
Taxable				
Series 2007 Stadium Facility Project Bonds	09/26/2007	12/01/2032	5.00 to 5.58%	27,500
Series 2016 Stadium Facility Project Bonds	12/28/2016	12/01/2023	1.20 to 2.95%	6,990
Tax-Exempt				
Series 2018 Sales Tax Revenue Bonds	06/05/2018	06/01/2048	3.09 to 5.00%	250,000
				284,490
Loans:				
Ohio Public Works Commission (OPWC)				
Scioto-Darby Creek Road	08/01/2005	01/01/2027	0.00%	1,631
Havens Corners Rd at Reynoldsburg-New	07/01/2008	07/01/2028	0.00%	475
Tuttle Crossing Boulevard	01/01/2010	01/01/2030	0.00%	3,635
Alum Creek Drive at Rohr Road	01/01/2022	07/01/2032	0.00%	364
				6,105
				\$ 593,876

FRANKLIN COUNTY, OHIO

**Notes to the Basic Financial Statements
For the Year Ended December 31, 2022**

Note 10 – Long-term Liabilities (Continued)

Long-term Debt Summary – Business-type Activities (Amounts in 000's)				
	Original Issue Date	Final Maturity	Interest Rate	Original Issue Amount
General obligation bonds:				
Series 2014 Refunding Sanitary Sewer	03/11/2014	06/01/2033	1.00 to 5.00%	\$ 4,760
Series 2014 Refunding Sanitary Sewer	03/11/2014	06/01/2030	1.00 to 5.00%	2,080
Series 2016 Parking Facilities	12/28/2016	12/01/2026	2.00 to 5.00%	4,000
Series 2021B Refunding Sanitary Sewer	07/07/2021	06/01/2033	0.35 to 5.00%	5,990
				16,830
Special obligation loans:				
Ohio Water Development Authority (OWDA) loans:				
Darbydale Sewer	08/10/2005	07/01/2025	3.98%	1,150
Timberlake Water Treatment	09/28/2006	07/01/2031	0.00 to 3.25%	2,723
Timberlake Wastewater	12/10/2009	07/01/2031	2.62 to 3.25%	2,576
Mon-E-Bak Sewer	01/27/2011	01/01/2033	3.77%	1,957
Oakhurst Knolls Wastewater	08/29/2013	07/01/2034	3.42%	284
Eureka Park Sanitary Sewer	05/28/2015	07/01/2035	2.26%	951
Darbydale Wastewater Upgrades	06/29/2017	01/01/2040	0.89%	4,299
Oakhurst Knolls Wastewater	05/31/2018	07/01/2040	2.15%	688
Century Acres Wastewater Treatment	10/25/2018	01/01/2025	0.00%	330
Little Farms Subdivision Waterline Replace	01/01/2022	07/01/2041	0.72%	3,167
Mon-E-Bak & Brown Rd E Sanitary Sewer	01/01/2022	07/01/2031	0.00%	1,362
Little Farms Waterline Replace Phase 2	01/01/2023	07/01/2042	0.37%	1,619
Ferris Road Sanitary Sewer Improvements	01/01/2024	07/01/2028	0.00%	256
Sanitary Sewer Collections System - N. Hague	07/01/2024	01/01/2029	0.00%	414
Mon-E-Bak - Browns Rd. E. Sanitary Sewer	01/01/2024	07/01/2033	0.00%	512
Ohio Public Works Commission (OPWC) loans:				
Water Quality Wastewater	07/01/2005	07/01/2026	0.00%	3,711
Darbydale Wastewater	01/01/2008	01/01/2028	0.00%	1,883
Eureka Park Sanitary Sewer	07/01/2011	07/01/2043	0.00%	693
Leonard Park Waterline Extension	07/01/2013	01/01/2045	0.00%	2,438
Darbydale Wastewater Upgrades	07/01/2016	07/01/2049	0.00%	5,000
Oakhurst Knolls Wastewater Treatment	07/01/2017	07/01/2050	0.00%	4,732
Little Farms Subdivision Waterline Replace	07/01/2019	07/01/2049	0.00%	1,253
North Hague Avenue Sanitary Sewer	07/06/2021	07/01/2051	0.00%	1,682
Farris Road Sanitary Sewer	07/06/2021	07/01/2051	0.00%	824
Ohio Department of Transportation (ODOT) loans:				
West Broad Street Water	03/01/2013	03/01/2023	3.00%	402
				44,906
				\$ 61,736

For bonds, interest rates vary over the term of the bond per a set schedule and none are demand bonds.

FRANKLIN COUNTY, OHIO

***Notes to the Basic Financial Statements
For the Year Ended December 31, 2022***

Note 10 – Long-term Liabilities (Continued)

B. New Issues

Ohio Public Works Commission Loan (\$364,000) In 2022, the County entered into a loan agreement with the Ohio Public Works Commission for the Alum Creek Drive at Rohr Road road improvements project. The term of the loan is ten (10) years with an interest rate of 0.0%.

Ohio Water Development Authority Loan (\$256,000) In 2022, the County entered into a loan agreement with the Ohio Water Development Authority for the Ferris Road Sanitary Sewer Improvements project. The term of the loan is five (5) years with an interest rate of 0.0%.

Ohio Water Development Authority Loan (\$414,000) In 2022, the County entered into a loan agreement with the Ohio Water Development Authority for the Sanitary Sewer Collections System North Hague Avenue project. The term of the loan is five (5) years with an interest rate of 0.0%.

Ohio Water Development Authority Loan (\$512,000) In 2022, the County entered into a loan agreement with the Ohio Water Development Authority for the Mon-E-Bak – Browns Road East Sanitary Sewer Lateral Phase 2 project. The term of the loan is ten (10) years with an interest rate of 0.0%.

FRANKLIN COUNTY, OHIO

**Notes to the Basic Financial Statements
For the Year Ended December 31, 2022**

Note 10 – Long-term Liabilities (Continued)

C. Changes in Long-term Liabilities

Primary Government Changes in governmental activity long-term obligations during the year, including new issuances, consisted of the following:

Changes in Long-term Liabilities - Governmental Activities					
(Amounts in 000's)					
	Beginning Balance	Additions	Reductions	Ending Balance	Due in One Year
General obligation bonds and notes:					
Bonds:					
Series 2013 Hall of Justice	\$ 1,650	\$ -	\$ (1,650)	\$ -	\$ -
Series 2013 Government Facilities	350	-	(350)	-	-
Series 2013 Sheriff's Training Facility	155	-	(155)	-	-
Series 2014 Refunding	20,095	-	(9,795)	10,300	10,300
Series 2015 Refunding	63,235	-	-	63,235	-
Series 2016 Refunding	8,065	-	(1,010)	7,055	1,040
Series 2016 Board of Elections Facility	6,945	-	(565)	6,380	580
Series 2019 Refunding	7,105	-	(835)	6,270	840
Series 2021A Refunding	31,965	-	(235)	31,730	2,480
Series 2021B Refunding	40,640	-	(905)	39,735	910
Notes:					
Series 2013 Energy Conservation	4,151	-	(585)	3,566	591
	<u>184,356</u>	<u>-</u>	<u>(16,085)</u>	<u>168,271</u>	<u>16,741</u>
Unamortized amounts:					
Bond premiums and discounts	47,499	-	(3,050)	44,449	-
	<u>231,855</u>	<u>-</u>	<u>(19,135)</u>	<u>212,720</u>	<u>16,741</u>
Special obligation bonds, notes and loans:					
Taxable					
Series 2007 Stadium Facility Project Bonds	14,835	-	-	14,835	-
Series 2016 Stadium Facility Project Bonds	2,385	-	(1,175)	1,210	1,210
Series 2018 Sales Tax Revenue Bonds	214,400	-	(4,050)	210,350	4,255
	<u>231,620</u>	<u>-</u>	<u>(5,225)</u>	<u>226,395</u>	<u>5,465</u>
Ohio Public Works Commission loans:					
Havens Corners Road at					
Reynoldsburg-New Albany Road	166	-	(23)	143	24
Scioto-Darby Creek Road	612	-	(82)	530	81
Tuttle Crossing Boulevard	1,545	-	(182)	1,363	182
Alum Creek Drive at Rohr Road	-	364	-	364	36
	<u>2,323</u>	<u>364</u>	<u>(287)</u>	<u>2,400</u>	<u>323</u>
	<u>233,943</u>	<u>364</u>	<u>(5,512)</u>	<u>228,795</u>	<u>5,788</u>
Other long-term obligations:					
Compensated absences	66,765	10,354	(6,201)	70,918	5,506
Workers compensation	1,647	-	(1,031)	616	-
Lease liability	21,181	3,550	(3,146)	21,585	3,278
Net pension liability	392,181	-	(157,120)	235,061	-
	<u>481,774</u>	<u>13,904</u>	<u>(167,498)</u>	<u>328,180</u>	<u>8,784</u>
	<u>\$ 947,572</u>	<u>\$ 14,268</u>	<u>\$ (192,145)</u>	<u>\$ 769,695</u>	<u>\$ 31,313</u>

FRANKLIN COUNTY, OHIO

Notes to the Basic Financial Statements
For the Year Ended December 31, 2022

Note 10 – Long-term Liabilities (Continued)

Changes in business-type long-term obligations during the year, including new issuances, consisted of the following.

Changes in Long-term Liabilities – Business-type Activities (Amounts in 000's)					
	Beginning Balance	Additions	Reductions	Ending Balance	Due in One Year
General obligation bonds and notes:					
Series 2014 Refunding Sanitary Sewer	\$ 435	\$ -	\$ (210)	\$ 225	\$ 225
Series 2016 Parking Facilities	2,160	-	(400)	1,760	410
Series 2021B Refunding Sanitary Sewer	5,990	-	(105)	5,885	95
	<u>8,585</u>	<u>-</u>	<u>(715)</u>	<u>7,870</u>	<u>730</u>
Unamortized amounts:					
Bond premiums and discounts	235	-	(26)	209	-
	<u>8,820</u>	<u>-</u>	<u>(741)</u>	<u>8,079</u>	<u>730</u>
Special obligation loans:					
OWDA loans:					
Darbydale Sewer	272	-	(74)	198	77
Timberlake Water Treatment	1,050	-	(110)	940	110
Timberlake Wastewater	784	-	(74)	710	74
Mon-E-Bak Sewer	1,232	-	(93)	1,139	96
Oakhurst Knolls Wastewater	183	-	(12)	171	13
Eureka Park Sanitary Sewer Line	607	-	(39)	568	40
Darbydale Wastewater	3,093	-	(159)	2,934	198
Oakhurst Knolls Wastewater	50	2	-	52	3
Century Acres Wastewater	178	-	(60)	118	66
Little Farms Subdivision Waterline	2,464	-	(149)	2,315	125
Mon-E-Bak & Brown Rd Sanitary	873	-	(92)	781	92
Little Farms Waterline Phase 2	1,532	76	(39)	1,569	78
Ferris Road Sanitary Sewer Improv.	-	129	-	129	-
Sanitary Sewer Collections - N. Hague	-	147	-	147	-
Mon-E-Bak - Brown Rd. Sanitary Sewer	-	369	-	369	-
OPWC loans:					
Water Quality Wastewater	2,568	-	(160)	2,408	160
Darbydale Wastewater	612	-	(94)	518	94
Eureka Park Sanitary Sewer	536	-	(22)	514	21
Leonard Park Waterline Extension	844	-	(34)	810	34
Darbydale Wastewater	4,583	-	(166)	4,417	166
Oakhurst Knolls Wastewater	3,936	-	-	3,936	133
Little Farms Subdivision Waterline	1,363	-	(1,363)	-	-
ODOT loans:					
West Broad Street Water	176	2	(118)	60	60
	<u>26,936</u>	<u>725</u>	<u>(2,858)</u>	<u>24,803</u>	<u>1,640</u>
Other long-term obligations:					
Compensated absences	127	7	(19)	115	31
Net pension liability	1,275	-	(572)	703	-
	<u>\$ 37,158</u>	<u>\$ 732</u>	<u>\$ (4,190)</u>	<u>\$ 33,700</u>	<u>\$ 2,401</u>

FRANKLIN COUNTY, OHIO

**Notes to the Basic Financial Statements
For the Year Ended December 31, 2022**

Note 10 – Long-term Liabilities (Continued)

Component Units The component units have no bonded debt. At December 31, 2022, long-term liabilities consisted of \$0 in notes payable, \$947,000 in compensated absences and \$2,913,000 in unearned revenue.

D. Future Debt Service Requirements

The following is a summary of the County’s estimated future annual debt service requirements:

Governmental Activities (Amounts in 000's)						
	Bonds				Loans	
	General Obligation		Special Obligation		Special Obligation	
	Principal	Interest	Principal	Interest	Principal	Interest
2023	\$ 16,150	\$ 5,136	\$ 5,465	\$ 10,843	\$ 323	\$ -
2024	16,575	4,639	5,790	10,589	323	-
2025	16,590	4,414	6,090	10,286	323	-
2026	16,345	3,832	6,410	9,967	323	-
2027	16,955	3,254	6,745	9,632	323	-
2028-2032	66,005	7,633	38,895	42,991	785	-
2033-2037	13,810	940	36,540	34,630	-	-
2038-2042	2,275	50	46,660	24,516	-	-
2043-2047	-	-	59,910	11,261	-	-
2048	-	-	13,890	347	-	-
	\$ 164,705	\$ 29,898	\$ 226,395	\$ 165,062	\$ 2,400	\$ -
Notes						
	General Obligation		Total			
	Principal	Interest	Principal	Interest		
2023	\$ 591	\$ 118	\$ 22,529	\$ 16,097		
2024	592	99	23,280	15,327		
2025	594	79	23,597	14,779		
2026	595	59	23,673	13,858		
2027	597	40	24,620	12,926		
2028-2032	597	20	106,282	50,644		
2033-2037	-	-	50,350	35,570		
2038-2042	-	-	48,935	24,566		
2043-2047	-	-	59,910	11,261		
2048	-	-	13,890	347		
	\$ 3,566	\$ 415	\$ 397,066	\$ 195,375		

FRANKLIN COUNTY, OHIO

**Notes to the Basic Financial Statements
For the Year Ended December 31, 2022**

Note 10 – Long-term Liabilities (Continued)

Business-type Activities (Amounts in 000's)								
	Bonds		Loans					
	General Obligation		Special Obligation					Total
	Principal	Interest	Principal	Interest	Principal	Interest	Principal	Interest
2023	\$ 730	\$ 176	\$ 1,640	\$ 140	\$ 2,370	\$ 316		
2024	765	147	1,655	125	2,420	272		
2025	825	123	1,586	112	2,411	235		
2026	895	98	1,553	100	2,448	198		
2027	430	70	1,561	89	1,991	159		
2028-2032	3,510	218	6,861	268	10,371	486		
2033-2037	715	7	4,739	69	5,454	76		
2038-2042	-	-	2,608	9	2,608	9		
2043-2047	-	-	1,696	-	1,696	-		
2048-2052	-	-	904	-	904	-		
	\$ 7,870	\$ 839	\$ 24,803	\$ 912	\$ 32,673	\$ 1,751		

E. Funds Used to Retire Long-term Liabilities

All general obligation bonds are supported by the full faith and credit of the County. General obligation bonds of governmental activities will be paid with \$164,705,000 from taxes and lease revenues (Notes 6 and 8). General obligation bonds and special obligation loans of business-type activities will be paid from revenues generated from Water and Sewer and Parking Facilities activities. Compensated absences liabilities will be paid from the fund from which the employee's salary is paid. Typically, the General Fund and the Board of Developmental Disabilities Fund have been used in prior years to liquidate the liability for compensated absences. Net pension liability and net OPEB liability/asset will be paid from the fund from which the employee is paid which in prior years has been the General Fund and the Board of Developmental Disabilities Fund. Capital lease obligations will be paid from the fund that supports the department using the underlying asset, also typical of past treatment.

The taxable special obligations (the "Stadium Facility Bonds") in the amount of \$16,045,000 are not general obligations of the County, but are payable solely from the proceeds derived from the operation, lease, sale, or other disposition of a County park and recreation facility, including a baseball stadium and from the following non-tax revenue sources that are deposited in the County's General Fund: (i) fines and forfeitures, (ii) fees imposed from licenses and permits, (iii) investment earning on any fund or account of the County, including the County's General Fund, that are credited to the County's General Fund, (iv) proceeds from the sale of capital assets, (v) charges for services, and (vi) other revenues, including but not limited to, rental income, gifts and donations and payments received as reimbursement (the "Pledged Revenues"). Annual principal and interest payments on the special obligations are expected to require less than 27.4 percent of the pledged revenues within the County's General Fund. There were principal payments of \$1,175,000 in 2022. Interest charges amounted to \$893,000, while pledged revenue amounted to \$67,299,000. The County has covenanted to appropriate each year a sufficient amount of the Pledged Revenues to pay the debt service required in such year.

FRANKLIN COUNTY, OHIO

***Notes to the Basic Financial Statements
For the Year Ended December 31, 2022***

Note 10 – Long-term Liabilities (Continued)

From the original proceeds of the Stadium Facility Bonds and Notes, \$4,100,000 was deposited in the Stadium Debt Service fund to be applied to the payment of interest during the construction phase of the project. As of December 31, 2022, the fund balance of the Stadium Debt Service fund was \$173,000. In addition, the Commissioners have designated \$3,644,000 of the fund balance in the General Fund to secure the pledge for the payment of the debt service on the special obligations from the County's Pledged Revenues.

The obligations of business-type activities are payable in part from the proceeds derived from water and sewer fees and charges for services and the operations of parking facilities. In addition, amounts may be paid from other non-tax revenue sources that are deposited in the County's General Fund.

F. Debt Limitations

The ORC provides that the net general obligation debt of the County, exclusive of certain exempt debt, issued without a vote of the electors should not exceed one percent of the total assessed valuation of the County. The ORC further provides that the total voted and unvoted net debt of the County less the same exempt debt should not exceed a sum equal to three percent of the first \$100,000,000 of the assessed valuation, plus one and one-half percent of such valuation in excess of \$100,000,000 and not in excess of \$300,000,000, plus two and one-half percent of such valuation in excess of \$300,000,000. The effects of the debt limitations at December 31, 2022, are an overall debt margin of \$776,728,000 and an unvoted debt margin of \$214,091,000.

G. Optional Redemption

Certain bonds issued by the County are subject to redemption at the County's option. When partial redemption of any of the following bonds is authorized, the bond registrar will select bonds or portions thereof by lot within a maturity in such manner as the bond registrar may determine, provided, however, that the portion of any bond so selected will be in the amount of \$5,000 or an integral multiple thereof. In each case, accrued interest will be paid to the date fixed for redemption. The following schedule summarizes the bond issues subject to optional redemption, the relevant maturity dates, the redemption dates and the redemption rates:

<u>Bonds</u>	<u>Maturity Date</u>	<u>Redemption Dates (Dates Inclusive)</u>	<u>Redemption Prices</u>
Series 2013 Various Purpose	after 12/01/2022	06/01/2023 and thereafter	100%
Series 2014 Refunding	after 06/01/2023	12/01/2023 and thereafter	100%
Series 2015 Refunding	after 12/01/2026	12/01/2025 and thereafter	100%
Series 2016 Refunding & BOE Facility	after 12/01/2026	12/01/2026 and thereafter	100%
Series 2018 Various Purpose	on or after 06/01/2029	06/01/2028 and thereafter	100%
Series 2021A Refunding	after 12/01/2030	06/01/2031 and thereafter	100%
Series 2021B Refunding	on or after 06/01/2032	06/01/2031 and thereafter	100%

FRANKLIN COUNTY, OHIO

***Notes to the Basic Financial Statements
For the Year Ended December 31, 2022***

Note 11 – Leases - Lessee Disclosure

A. Lease Liability - Capital Assets

The County leases buildings and various equipment through lease arrangements. Some of the lease agreements qualify as financed purchase arrangements for accounting purposes and, therefore, have been recorded at the present value of their future minimum lease payments as of the inception date. Payments are made from the funds that purchase the assets. The assets acquired through financed purchase arrangements are as follows:

(Amounts in 000's)	
	Primary Government
Buildings and improvements	\$ 23,798
Machinery and equipment	248
Less accumulated depreciation	(11,441)
	\$ 12,605

The following table represents the principal and interest requirements to maturity:

(Amounts in 000's)		
	Principal	Interest
2023	\$ 1,402	\$ 757
2024	1,442	681
2025	1,522	601
2026	1,606	517
2027	1,694	429
2028-2031	7,050	734
	\$ 14,716	\$ 3,719

FRANKLIN COUNTY, OHIO

**Notes to the Basic Financial Statements
For the Year Ended December 31, 2022**

Note 11 – Leases - Lessee Disclosure (Continued)

B. Lease Liability – Lease Assets

The County has entered various contracts for land and office space that conveys control of the right to use another entity’s nonfinancial asset (the underlying asset) as specified in the contract for a period of time. The basis and terms of these contracts vary and range from five to fifty years.

During the period there were no outflows of resources recognized for variable payments not previously included in the measurement of the lease liability. During the period there were also no outflows of resources recognized for other payments, such as residual value guarantees or termination penalties, not previously included in the measurement of the lease liability. There were no commitments under leases before the commencement of the lease term.

The following table represents the principal and interest requirements to maturity:

(Amounts in 000's)				
	Principal		Interest	
2023	\$	1,876	\$	360
2024		1,843		245
2025		1,506		137
2026		519		71
2027		446		43
2028-2031		679		49
	\$	<u>6,869</u>	\$	<u>905</u>

Note 12 – Contingencies and Commitments

A. Contingent Liabilities

The County has received federal and state grants for specific purposes that are subject to review and audit by the grantor agencies or their designee. At December 31, 2022, the audits of certain programs had not been completed. These audits could lead to a request for reimbursement to the grantor agency for expenditures disallowed under terms of the grant. Based on prior experience, the County believes such disallowances, if any, will be immaterial.

FRANKLIN COUNTY, OHIO

**Notes to the Basic Financial Statements
For the Year Ended December 31, 2022**

Note 12 – Contingencies and Commitments (Continued)

There are claims and lawsuits pending against the County. The Prosecuting Attorney has used his best judgment as legal counsel for the County to estimate the possible liability that the County could incur. The Prosecuting Attorney estimates approximately \$13,000 to be accrued to offset expected liability and/or settlements arising from the current pending lawsuits. A potential liability also exists relating to the decision by Franklin County and the City of Columbus agreeing to provide service credit in the Ohio Public Employees Retirement System for some current and former employees of the non-profit Franklin County Public Defender Office that were hired between November 1, 1992 and December 31, 1998. The amount of the liability is estimated not to exceed \$3,000,000, with up to \$1,000,000 to be reimbursed by the City of Columbus. The actual liability is dependent on the number of employees who file for service credit and the number of claims accepted by the Ohio Public Employees Retirement System.

By resolution, the Commissioners have designated amounts in the fund balance of the General Fund to be used for expenditures in future years. The Commissioners set aside \$85,000,000 for “rainy day” purposes. In addition, the Commissioners have committed \$3,644,000 to secure the pledge for the payment of debt service on the Stadium Facility Bonds and Note.

B. Commitments

The County had several outstanding capital projects as of December 31, 2022, including software development projects and various construction projects. The projects include the following major commitments:

(Amounts in 000's)			
Project	Phase	Spent to Date	Commitment Remaining
Road and bridge projects	Construction	\$ 32,606	\$ 19,572
Facility renovations	Construction	9,855	13,665
Corrections Center	Construction	343,863	13,578
Crisis Center	Construction	3,759	49,375
Software development	Development	272	634
		<u>\$ 390,355</u>	<u>\$ 96,824</u>

In 2019 the County approved the Intergovernmental Agreement and Development Agreement between Franklin County, the City of Columbus, Crew SC Stadium Company, Crew SC Development Company, and the Confluence Community Authority, a public body which assumes ownership of the Crew Stadium and sports park development. The resolution certifies Franklin County’s agreement to make, subject to appropriation, an annual County Economic Development Payment (CAEDP) to the Confluence Community Authority to be used for economic development purposes by the Authority, including but not limited to debt service payments on the Authority’s \$45,415,000 Special Revenue Bonds, Series 2019 (Stadium and Sports Park Project), dated December 19, 2019, to finance the Crew Stadium and sports park. The CAEDP’s are \$2.5 million annually from calendar years 2019 to 2048.

***Notes to the Basic Financial Statements
For the Year Ended December 31, 2022***

Note 13 – Risk Management

The County is exposed to various risks of loss related to torts and general liability; theft of, damage to and destruction of assets; natural disasters; errors and omissions; health care claims for employees and their eligible dependents; and injuries to employees. Insurance policies are procured for commercial crime, flood, buildings and contents, equipment, boilers and machinery. In addition, a Commercial Crime and Public Employees Dishonesty policy is in effect for certain agencies that deal with large amounts of cash, and a Faithful Performance Blanket bond is in place for all County employees. Medical malpractice insurance is purchased for claims involving inmate medical care. Settled claims have not exceeded commercial coverage in any of the past three years. There has not been a significant reduction in coverage from the prior year. The County has elected to retain risk for losses related to torts, general and excess liability, and automobile casualty rather than insuring those risks through a third-party. Employee health care claims are self-insured, with purchased stop-loss coverage of \$1,100,000 per individual for the calendar year.

A. Self-insurance for General Liability

The County's General Fund provides unlimited coverage for court judgments resulting from tort and general liability claims of County officials and employees. The County does not use actuaries to determine possible claims liability, nor are any interfund premiums charged. However, the County incorporates non-incremental claims adjustments when setting the annual budget amount for claims, judgments and settlements. The Commissioners appropriated \$4,075,000 within the General Fund in 2022 to satisfy court-ordered judgments, self-insured claims or other settlements. The actual claims paid during 2022 totaled \$2,864,000. It is estimated that \$13,000 claims and judgments will be due within one year, while \$7,614,000 of the General Fund's fund balance has been committed for unasserted claims.

B. Self-insurance for Health Benefits

The County provides multiple health care benefit plans that cover approximately 5,000 County employees. Approximately 555 employees of other political subdivisions are also in the County's insurance program. Coverage is extended to eligible dependents. Costs are allocated to the fund that pays the salary of the enrolled employee. These payments are accounted for as expenditures in the paying funds and as fees and charges for services in the Employee Benefits internal service fund from which the claims are paid. An estimate of amounts to be paid for claims incurred but not reported (IBNR) as of year-end has been developed by the County in conjunction with an actuary, based on appropriate standards of practice promulgated by the Actuarial Standards Board. At December 31, 2022, accounts payable balances included \$4,646,000 of reported, unpaid County claims and \$12,234,000 as an estimate for IBNR. Actual claims experience may differ from the estimate. Given the nature of health benefits, the County predicts that the entire liability will be paid within one year. As such, the entire claims liability is a current liability.

The Comprehensive Omnibus Budget Reconciliation Act of 1986 requires the County to offer terminated or retired employees continued participation in the County's employee health care benefits program, provided that the employees pay the rate established by the plan administrator.

FRANKLIN COUNTY, OHIO

**Notes to the Basic Financial Statements
For the Year Ended December 31, 2022**

Note 13 – Risk Management (Continued)

C. Self-Insurance for Workers’ Compensation

Beginning in 2012 the County began to self-insure its workers’ compensation costs. Charges are established based on an independent actuarial evaluation and are designed to be sufficient to cover all incurred claims and maintain a reserve for this self-insurance arrangement. If the reserve is insufficient at any point in time to cover claims, the claims will be covered by the County’s General Fund with adjustments made to future charge rates. The County is the only participant and activities related to the program are reported in the Employee Benefits internal service fund. At December 31, 2022, the long-term liability for Workers’ Compensation claims was estimated to be \$616,000, a net decrease of \$1,031,000 from the estimate as of December 31, 2021.

D. Summary

When it is probable that a loss has occurred and the amount of the loss can be reasonably estimated, the liability is reported in the fund. The result of the process to estimate the claims liability is not an exact amount as it depends on many complex factors. Accordingly, claims liabilities are reevaluated periodically to consider the effects of inflation, recent claim settlement trends (including frequency and amount of pay-outs) and other economic and social factors. The estimate of the claims liabilities includes amounts for incremental claim adjustment expenses related to specific claims and other claim adjustment expenses regardless of whether allocated to specific claims. Liabilities also include an amount for estimated IBNR claims. Changes in claims liabilities for the various plans during 2021 and 2022 were as follows:

	(Amounts in 000’s)			
	General Liability	Health Benefits	Workers’ Compensation	Total
Unpaid claims at January 1, 2021	\$ 2,728	\$ 12,410	\$ 1,890	\$ 17,028
2021 net change in claims estimate	-	-	(243)	(243)
2021 incurred claims and IBNR	(57)	123,224	1,203	124,370
2021 paid claims	(147)	(121,199)	(1,203)	(122,549)
Unpaid claims at December 31, 2021	2,524	14,435	1,647	18,606
2022 net change in claims estimate	-	-	(1,031)	(1,031)
2022 incurred claims and IBNR	353	126,609	1,205	128,167
2022 paid claims	(2,864)	(124,164)	(1,205)	(128,233)
Unpaid claims at December 31, 2022	<u>\$ 13</u>	<u>\$ 16,880</u>	<u>\$ 616</u>	<u>\$ 17,509</u>

The County analyzes all outstanding and potential claims that have arisen or could arise due to the occurrence of a loss contingency on or before December 31, 2022. Those claims that are judged to have a high probability of requiring a settlement and for which the amount required to settle the claim is reasonably estimable are shown as liabilities. Those claims for which the liability cannot be reasonably estimated, or which are judged not to have a high probability of settlement are not displayed as liabilities on the balance sheet but are discussed in Note 12.

***Notes to the Basic Financial Statements
For the Year Ended December 31, 2022***

Note 14 – Defined Benefit Pension Plans

The Statewide retirement systems provide both pension benefits and other postemployment benefits (OPEB).

Net Pension Liability and Net OPEB Liability/Asset

Pensions and OPEB are a component of exchange transactions – between an employer and its employees – of salaries and benefits for employee services. Pensions are provided to an employee – on a deferred-payment basis – as part of the total compensation package offered by an employer for employee services each financial period.

The net pension liability and net OPEB liability/asset represent the County’s proportionate share of each pension/OPEB plan’s collective actuarial present value of projected benefit payments attributable to past periods of service, net of each pension/OPEB plan’s fiduciary net position. The net pension and net OPEB liability/asset calculation is dependent on critical long-term variables, including estimated average life expectancies, earnings on investments, cost of living adjustments and others. While these estimates use the best information available, unknowable future events require adjusting this estimate annually.

Ohio Revised Code limits the County’s obligation for this liability to annually required payments. The County cannot control benefit terms or the manner in which pensions/OPEB are financed; however, the County does receive the benefit of employees’ services in exchange for compensation including pension and OPEB.

GASB 68/75 assumes the liability is solely the obligation of the employer, because (1) they benefit from employee services; and (2) State statute requires funding to come from these employers. All pension contributions to date have come solely from these employers (which also includes pension costs paid in the form of withholdings from employees). The retirement systems may allocate a portion of the employer contributions to provide for these OPEB benefits. In addition, health care plan enrollees pay a portion of the health care costs in the form of a monthly premium. State statute requires the retirement systems to amortize unfunded liabilities within thirty years. If the pension amortization period exceeds thirty years, each retirement system’s board must propose corrective action to the State legislature. Any resulting legislative change to benefits or funding could significantly affect the net pension or net OPEB liability/asset. Resulting adjustments to the net pension or net OPEB liability/asset would be effective when the changes are legally enforceable. The Ohio Revised Code permits but does not require the retirement systems to provide healthcare to eligible benefit recipients.

The remainder of this note includes the pension disclosures. See Note 15 for the OPEB disclosures.

***Notes to the Basic Financial Statements
For the Year Ended December 31, 2022***

Note 14 – Defined Benefit Pension Plans (Continued)

Plan Description – Ohio Public Employees Retirement System (OPERS)

Plan Description – County employees participate in the Ohio Public Employees Retirement System (OPERS). OPERS is a cost-sharing, multiple employer public employee retirement system which administers three separate pension plans. The traditional pension plan is a cost-sharing, multiple-employer defined benefit pension plan. The member-directed plan is a defined contribution plan, and the combined plan is a combination cost-sharing, multiple-employer defined benefit/defined contribution pension plan. Participating employers are divided into state, local, law enforcement and public safety divisions. While members in the state and local divisions may participate in all three plans, law enforcement and public safety divisions exist only with the traditional plan. While members (i.e. County employees) may elect the member-directed plan or the combined plan, substantially all employee members are in OPERS' traditional plan; therefore, the following disclosure focuses on the traditional pension plan.

OPERS provides retirement, disability, survivor and death benefits, and annual cost of living adjustments to members of the traditional and combined plans. Authority to establish and amend benefits is provided by Chapter 145 of the Ohio Revised Code. OPERS issues a stand-alone financial report that includes financial statements, required supplementary information and detailed information about OPERS' fiduciary net position that may be obtained by visiting <https://www.opers.org/financial/reports.shtml>, by writing to the Ohio Public Employees Retirement System, 277 East Town Street, Columbus, Ohio 43215-4642, or by calling 800-222-7377.

FRANKLIN COUNTY, OHIO

**Notes to the Basic Financial Statements
For the Year Ended December 31, 2022**

Note 14 – Defined Benefit Pension Plans (Continued)

Senate Bill (SB) 343 was enacted into law with an effective date of January 7, 2013. In the legislation, members in the traditional and combined plans were categorized into three groups with varying provisions of the law applicable to each group. The following table provides age and service requirements for retirement and the retirement formula applied to final average salary (FAS) for the three member groups under the traditional and combined plans as per the reduced benefits adopted by SB 343 (see OPERS Annual Comprehensive Financial Report referenced above for additional information, including requirements for reduced and unreduced benefits):

Group A	Group B	Group C
Eligible to retire prior to January 7, 2013 or five years after January 7, 2013	20 years of service credit prior to January 7, 2013 or eligible to retire ten years after January 7, 2013	Members not in other Groups and members hired on or after January 7, 2013
State and Local	State and Local	State and Local
Age and Service Requirements: Age 60 with 60 months of service credit or Age 55 with 25 years of service credit	Age and Service Requirements: Age 60 with 60 months of service credit or Age 55 with 25 years of service credit	Age and Service Requirements: Age 57 with 25 years of service credit or Age 62 with 5 years of service credit
Formula: 2.2% of FAS multiplied by years of service for the first 30 years and 2.5% for service years in excess of 30	Formula: 2.2% of FAS multiplied by years of service for the first 30 years and 2.5% for service years in excess of 30	Formula: 2.2% of FAS multiplied by years of service for the first 35 years and 2.5% for service years in excess of 35
Public Safety	Public Safety	Public Safety
Age and Service Requirements: Age 48 with 25 years of service credit or Age 52 with 15 years of service credit	Age and Service Requirements: Age 48 with 25 years of service credit or Age 52 with 15 years of service credit	Age and Service Requirements: Age 52 with 25 years of service credit or Age 56 with 15 years of service credit
Law Enforcement	Law Enforcement	Law Enforcement
Age and Service Requirements: Age 52 with 15 years of service credit	Age and Service Requirements: Age 48 with 25 years of service credit or Age 52 with 15 years of service credit	Age and Service Requirements: Age 48 with 25 years of service credit or Age 56 with 15 years of service credit
Public Safety and Law Enforcement	Public Safety and Law Enforcement	Public Safety and Law Enforcement
Formula: 2.5% of FAS multiplied by years of service for the first 25 years and 2.1% for service years in excess of 25	Formula: 2.5% of FAS multiplied by years of service for the first 25 years and 2.1% for service years in excess of 25	Formula: 2.5% of FAS multiplied by years of service for the first 25 years and 2.1% for service years in excess of 25

Final average salary (FAS) represents the average of the three highest years of earnings over a member's career for Groups A and B. Group C is based on the average of the five highest years of earnings over a member's career.

Members who retire before meeting the age and years of service credit requirement for unreduced benefits receive a percentage reduction in the benefit amount. The amount of a member's pension benefit vests upon receipt of the initial benefit payment. The options for Public Safety and Law Enforcement permit early retirement under qualifying circumstances as early as age forty-eight with a reduced benefit.

***Notes to the Basic Financial Statements
For the Year Ended December 31, 2022***

Note 14 – Defined Benefit Pension Plans (Continued)

When a traditional plan benefit recipient has received benefits for twelve months, the member is eligible for an annual cost-of-living adjustment (COLA). This COLA is calculated on the base retirement benefit at the date of retirement and is not compounded. Members retiring under the combined plan receive a cost-of-living adjustment on the defined benefit portion of their pension benefit. For those who retired prior to January 7, 2013, the cost-of-living adjustment is 3.0 percent. For those retiring on or after January 7, 2013, beginning in calendar year 2019, the adjustment is based on the average percentage increase in the Consumer Price Index, capped at 3.0 percent.

Defined contribution plan benefits are established in the plan documents, which may be amended by the Board. Member-directed plan and combined plan members who have met the retirement eligibility requirements may apply for retirement benefits. The amount available for defined contribution benefits in the combined plan consists of the member's contributions plus or minus the investment gains or losses resulting from the members' investment selections. Combined plan members wishing to receive benefits must meet the requirements for both the defined benefit and defined contribution plans. Member-directed participants must have attained the age of fifty-five, have money on deposit in the defined contribution plan and have terminated public service to apply for retirement benefits. The amount available for defined contribution benefits in the member-directed plan consists of the members' contributions, vested employer contributions and investment gains or losses resulting from the members' investment selections. Employer contributions and associated investment earnings vest over a five-year period, at a rate of twenty percent each year. At retirement, members may select one of several distribution options for payment of the vested balance in their individual OPERS accounts. Options include the annuitization of the benefit (which includes joint and survivor options and will continue to be administered by OPERS), partial lump-sum payments (subject to limitations), a rollover of the vested account balance to another financial institution, receipt of entire account balance, net of taxes withheld, or a combination of these options. When members choose to annuitize their defined contribution benefit, the annuitized portion of the benefit is reclassified to a defined benefit. Effective January 1, 2022, the combined plan is no longer available for member selection.

FRANKLIN COUNTY, OHIO

**Notes to the Basic Financial Statements
For the Year Ended December 31, 2022**

Note 14 – Defined Benefit Pension Plans (Continued)

Funding Policy – The Ohio Revised Code (ORC) provides statutory authority for member and employer contributions as follows:

	State and Local	Public Safety	Law Enforcement
2022 Statutory Maximum Contribution Rates			
Employer	14.0%	18.1%	18.1%
Employee *	10.0%	**	***
2022 Actual Contribution Rates			
Employer:			
Pension ****	14.0%	18.1%	18.1%
Post-employment health care benefits *****	0.0%	0.0%	0.0%
Total Employer	14.0%	18.1%	18.1%
Employee	10.0%	12.0%	13.0%

- * Member contributions within the combined plan are not used to fund the defined benefit retirement allowance.
- ** This rate is determined by OPERS' Board and has no maximum rate established by ORC.
- *** This rate is also determined by OPERS' Board, but is limited by ORC to not more than 2.0 percent greater than the Public Safety rate.
- ***** These pension and employer health care rates are for the traditional and combined plans. The employer contributions rate for the member-directed plan is allocated 4.0 percent for health care with the remainder going to pension.

Employer contribution rates are actuarially determined and are expressed as a percentage of covered payroll. For 2022, the County's contractually required contribution was \$53,020,000 for the traditional plan. None of this amount is reported as an intergovernmental payable.

Plan Description – State Teachers Retirement System (STRS)

Plan Description – STRS Ohio is a cost-sharing multiple employer statewide retirement plan for licensed teachers and other faculty members employed in the public schools of Ohio (the state) or any school, college, university, institution or other agency controlled, managed and supported, in whole or part, by the state or any political subdivision thereof. STRS Ohio provides retirement and disability benefits to members and death and survivor benefits to beneficiaries. STRS Ohio issues a stand-alone financial report that includes financial statements, required supplementary information and detailed information about STRS Ohio's fiduciary net position. That report can be obtained by writing to State Teachers Retirement System, 275 E. Broad St., Columbus, Ohio 43215-3771, or by visiting the STRS Ohio website at www.strsoh.org.

***Notes to the Basic Financial Statements
For the Year Ended December 31, 2022***

Note 14 – Defined Benefit Pension Plans (Continued)

New members have a choice of three retirement plans; a Defined Benefit (DB) Plan, a Defined Contribution (DC) Plan and a Combined (CO) Plan. Benefits are established by Ohio Revised Code Chapter 3307. The DB Plan offers an annual retirement allowance based on final average salary multiplied by a percentage that varies based on years of service. Effective August 1, 2015, the calculation is 2.2 percent of final average salary for the five highest years of earnings multiplied by all years of service. Eligibility changes will be phased in until August 1, 2023, when retirement eligibility for unreduced benefits will be five years of service credit and age sixty-five, or thirty-five years of service credit at any age.

Eligibility changes for DB Plan members who retire with actuarially reduced benefits will be phased in until August 1, 2023 when retirement eligibility will be five years of qualifying service credit and age sixty, or thirty years of service credit regardless of age.

The DC Plan allows members to place all their member contributions and 9.53 percent of the 14.0 percent employer contributions into an investment account. The member determines how to allocate the member and employer money among the various investment choices offered by STRS Ohio. The remaining 4.47 percent of the 14.0 percent employer rate is allocated to the defined benefit unfunded liability. A member is eligible to receive a retirement benefit at age fifty and termination of employment. The member may elect to receive a lifetime monthly annuity or a lump sum withdrawal.

The CO Plan offers features of both the DB Plan and the DC Plan. In the CO Plan, 12.0 percent of the 14.0 percent member rate is deposited into the member's DC account and the remaining 2.0 percent is applied to the DB Plan. Member contributions to the DC Plan are allocated among investment choices by the member, and contributions to the DB Plan from the employer and the member are used to fund the defined benefit payment at a reduced level from the regular DB Plan. The defined benefit portion of the CO Plan payment is payable to a member on or after age sixty with five years of service. The defined contribution portion of the account may be taken as a lump sum payment or converted to a lifetime monthly annuity at age fifty and after termination of employment.

New members who choose the DC Plan or CO Plan will have another opportunity to reselect a permanent plan during their fifth year of membership. Members may remain in the same plan or transfer to another STRS Ohio plan. The optional annuitization of a member's defined contribution account or the defined contribution portion of a member's CO Plan account to a lifetime benefit results in STRS Ohio bearing the risk of investment gain or loss on the account. STRS Ohio therefore has included all three plan options in the GASB 68 schedules of employer allocations and pension amounts by employer.

A DB or CO Plan member with five or more years of credited service, who is determined to be disabled, may qualify for a disability benefit. New members on or after July 1, 2013 must have at least ten years of qualifying service credit to apply for disability benefits. Members in the DC Plan who become disabled are entitled only to their account balance.

Eligible survivors of members who die before service retirement may qualify for monthly benefits. If a member of the DC Plan dies before retirement benefits begin, the member's designated beneficiary is entitled to receive the member's account balance.

FRANKLIN COUNTY, OHIO

***Notes to the Basic Financial Statements
For the Year Ended December 31, 2022***

Note 14 – Defined Benefit Pension Plans (Continued)

Funding Policy – Employer and member contribution rates are established by the State Teachers Retirement Board and limited by Chapter 3307 of the Ohio Revised Code. For the fiscal year ended June 30, 2022, the employer rate was 14.0 percent and the member rate was 14.0 percent of covered payroll. These contributions rates were equal to the statutory maximum rates.

The County’s contractually required contribution to STRS Ohio was \$1,261,000 for 2022. None of this amount is reported as an intergovernmental payable.

Pension Liabilities, Pension Expense, and Deferred Outflows of Resources and Deferred Inflows of Resources Related to Pensions

The net pension liability for OPERS was measured as of December 31, 2021, and the total pension liability used to calculate the net pension liability was determined by an actuarial valuation as of that date. STRS Ohio’s net pension liability was measured as of June 30, 2022, and the total pension liability used to calculate the net pension liability was determined by an actuarial valuation as of that date. The County’s portion of the net pension liability was based on the County’s share of contributions to the pension plan relative to the contributions of all participating entities. Following is information related to the proportionate share and pension expense:

	(Amounts in 000’s)		
	OPERS	STRS	Total
Proportionate share of the net pension liability	\$ 220,510	\$ 15,254	\$ 235,764
Proportion of the net pension liability	2.53447502%	0.06862033%	
Pension expense	\$ (28,517)	\$ 1,172	\$ (27,345)

FRANKLIN COUNTY, OHIO

**Notes to the Basic Financial Statements
For the Year Ended December 31, 2022**

Note 14 – Defined Benefit Pension Plans (Continued)

At December 31, 2022, the County reported deferred outflows of resources and deferred inflows of resources related to pensions from the following sources:

	(Amounts in 000's)		
	OPERS	STRS	Total
Deferred Outflows of Resources			
Differences between expected and actual experience	\$ 11,241	\$ 195	\$ 11,436
Net difference between projected and actual earnings on pension plan investments	-	531	531
Assumption changes	27,575	1,826	29,401
Change in proportionate share	10,555	-	10,555
County contributions subsequent to the measurement date	53,020	679	53,699
Total deferred outflows of resources	<u>\$ 102,391</u>	<u>\$ 3,231</u>	<u>\$ 105,622</u>
Deferred Inflows of Resources			
Differences between expected and actual experience	\$ 4,836	\$ 58	\$ 4,894
Net difference between projected and actual earnings on pension plan investments	262,288	-	262,288
Assumption changes	-	1,374	1,374
Change in proportionate share	7,620	898	8,518
Total deferred inflows of resources	<u>\$ 274,744</u>	<u>\$ 2,330</u>	<u>\$ 277,074</u>

Of the amount reported as deferred outflows of resources, \$53,699,000 related to pension resulting from County contributions subsequent to the measurement date will be recognized as a reduction of the net pension liability in the year ending December 31, 2023. Other amounts reported as deferred outflows of resources and deferred inflows of resources related to pension will be recognized in pension expense as follows:

	(Amounts in 000's)		
	OPERS	STRS	Total
Year ending December 31:			
2023	\$ (29,594)	\$ (381)	\$ (29,975)
2024	(92,381)	(362)	(92,743)
2025	(61,675)	(582)	(62,257)
2026	(41,723)	1,547	(40,176)
Total	<u>\$ (225,373)</u>	<u>\$ 222</u>	<u>\$ (225,151)</u>

FRANKLIN COUNTY, OHIO

***Notes to the Basic Financial Statements
For the Year Ended December 31, 2022***

Note 14 – Defined Benefit Pension Plans (Continued)

Actuarial Methods and Assumptions - OPERS

Actuarial valuations of an ongoing plan involve estimates of the value of reported amounts and assumptions about the probability of occurrence of events far into the future. Examples include assumptions about future employment, mortality, and cost trends. Actuarially determined amounts are subject to continual review or modification as actual results are compared with past expectations and new estimates are made about the future.

Projections of benefits for financial-reporting purposes are based on the substantive plan (the plan as understood by the employers and plan members) and include the types of benefits provided at the time of each valuation. The total pension liability was determined by an actuarial valuation as of December 31, 2021, using the following actuarial assumptions and methods applied to all prior periods included in the measurement in accordance with the requirements of GASB 67.

Experience Study	5 – year period ended December 31, 2020
Actuarial Cost Method	Individual entry age
Actuarial Assumptions	
Investment Rate of Return	6.9 percent
Wage Inflation	2.75 percent
Projected Salary Increases, including inflation	2.75 to 10.75 percent includes wage inflation at 2.75 percent
Cost-of-living Adjustments:	
Pre-January 7, 2013 Retirees	3.0 percent simple
Post-January 7, 2013 Retirees	3.0 percent simple through 2022, then 2.05 percent, simple

Pre-retirement mortality rates are based on 130% of the Pub-2010 General Employee Mortality Tables (males and females) for State and Local Government divisions and 170% of the Pub-2010 Safety Employee Mortality tables (males and females) for the Public Safety and Law Enforcement divisions. Post-retirement mortality rates are based on 115% of the PubG-2010 Retiree Mortality Tables (males and females) for all divisions. Post-retirement mortality rates for disabled retirees are based on the PubNS-2010 Disabled Retiree Mortality Tables (males and females) for all divisions. For all of the previously described tables, the base year is 2010 and mortality rates for a particular calendar year are determined by applying the MP-2020 mortality improvement scales (males and females) to all of these tables.

The allocation of investment assets with the Defined Benefit portfolio is approved by the Board as outlined in the annual investment plan. Plan assets are managed on a total return basis with a long-term objective of achieving and maintaining a fully funded status for the benefits provided through the defined benefit pension plans. The long-term expected rate of return on defined benefit investment assets was determined using the building-block method in which best-estimate ranges of expected future real rates of return are developed for each major asset class. These ranges are combined to produce the long-term expected rate of return by weighting the expected future real rates of return by the target asset allocation percentage, adjusted for inflation. Best estimates of geometric real rates of return were provided by the Board's investment consultant. For each major asset class that is included in the Defined Benefit portfolio's target asset allocation as of December 31, 2021, these best estimates are summarized in the following table:

FRANKLIN COUNTY, OHIO

**Notes to the Basic Financial Statements
For the Year Ended December 31, 2022**

Note 14 – Defined Benefit Pension Plans (Continued)

<u>Asset Class</u>	<u>Target Allocation</u>	<u>Weighted Average Long-Term Expected Real Rate of Return (Arithmetic)</u>
Fixed Income	24.00 %	1.03 %
Domestic Equities	21.00	3.78
Real Estate	11.00	3.66
Private Equity	12.00	7.43
International Equities	23.00	4.88
Risk Parity	5.00	2.92
Other Investments	4.00	2.85
Total	<u>100.00 %</u>	4.21 %

Discount Rate The discount rate used to measure the total pension liability was 6.9 percent for the traditional pension plan, combined plan and member-directed plan. The projection of cash flows used to determine the discount rate assumed that contributions from plan members and those of the contributing employers are made at the contractually required rates, as actuarially determined. Based on those assumptions, the pension plan’s fiduciary net position was projected to be available to make all projected future benefit payments of current plan members. Therefore, the long-term expected rate of return on pension plan investments for the traditional pension plan, combined plan and member-directed plan was applied to all periods of projected benefit payments to determine the total pension liability.

Sensitivity of the County’s Proportionate Share of the Net Pension Liability to Changes in the Discount Rate The following table presents the County’s proportionate share of the net pension liability or asset calculated using the discount rate of 6.9 percent, and the County’s proportionate share of the expected net pension liability or asset if it were calculated using a discount rate that is 1.0 percent lower or 1.0 percent higher than the current rate.

	(Amounts in 000’s)		
	1% Decrease	Current Discount Rate	1% Increase
	5.9%	6.9%	7.9%
County’s proportionate share of the net pension liability	\$ 581,383	\$ 220,510	\$ (79,785)

FRANKLIN COUNTY, OHIO

***Notes to the Basic Financial Statements
For the Year Ended December 31, 2022***

Note 14 – Defined Benefit Pension Plans (Continued)

Actuarial Methods and Assumptions - STRS

Key methods and assumptions used in the latest actuarial valuation, reflecting experience study results used in the June 30, 2022 actuarial valuation are presented below.

Inflation	2.5 percent
Projected Salary Increases	Varies by service from 2.5 to 8.5 percent
Payroll Increases	3.0 percent
Investment Rate of Return	7.0 percent, net of investment expenses, including inflation
Discount rate of return	7.0 percent
Cost-of-living Adjustments	0.0 percent

Post-retirement mortality rates are based on the Pub-2010 Teachers Health Annuitant Mortality Table, adjusted 110 percent for males, projected forward generationally using mortality improvement scale MP-2020. Pre-retirement mortality rates are based on Pub-2010 Teachers Employee Table, adjusted 95 percent for females, projected forward generationally using mortality improvement scale MP-2020. Post-retirement disabled mortality rates are based on Pub-2010 Teachers Disable Annuitant Table projected forward generationally using mortality improvement scale MP-2020.

Actuarial assumptions used in the June 30, 2022 valuation are based on the results of the latest available actuarial experience study for the period July 1, 2015 through June 30, 2021. An actuarial experience study is done on a quinquennial basis.

STRS Ohio’s investment consultant develops an estimate range for the investment return assumption based on the target allocation adopted by the Retirement Board. The target allocation and long-term expected rate of return for each major asset class are summarized as follows:

<u>Asset Class</u>	<u>Target Allocation *</u>	<u>Long-Term Expected Real Rate of Return **</u>
Domestic Equity	26.00 %	6.60 %
International Equity	22.00	6.80
Alternatives	19.00	7.38
Fixed Income	22.00	1.75
Real Estate	10.00	5.75
Liquidity Reserves	1.00	1.00
Total	<u>100.00 %</u>	

* Target allocation percentage is effective as of July 1, 2022. Target weights were phased in over a three-month period concluding on October 1, 2022.

** Ten-year annualized geometric nominal returns, which include the real rate of return and inflation of 2.25 percent and is net of investment expenses. Over a thirty-year period, STRS Ohio’s investment consultant indicates that the above target allocations should generate a return above the actuarial rate of return, without net value added by management.

FRANKLIN COUNTY, OHIO

***Notes to the Basic Financial Statements
For the Year Ended December 31, 2022***

Note 14 – Defined Benefit Pension Plans (Continued)

Discount Rate The discount rate used to measure the total pension liability was 7.0 percent as of June 30, 2022. The projection of cash flows used to determine the discount rate assumes that member and employer contributions will be made at the statutory contribution rates in accordance with the rates described above. For this purpose, only employer contributions that are intended to fund benefits of current plan members and their beneficiaries are included. Based on those assumptions, STRS Ohio's fiduciary net position was projected to be available to make all projected future benefit payments to current plan members as of June 30, 2022. Therefore, the long-term expected rate of return on pension plan investments of 7.0 percent was applied to all periods of projected benefit payments to determine the total pension liability as of June 30, 2022.

Sensitivity of the County's Proportionate Share of the Net Pension Liability to Changes in the Discount Rate The following table presents the County's proportionate share of the net pension liability as of June 30, 2022, calculated using the discount rate of 7.0 percent, and the County's proportionate share of the expected net pension liability if it were calculated using a discount rate that is 1.0 percent lower or 1.0 percent higher than the current rate.

	(Amounts in 000's)		
	1% Decrease 6.0%	Current Discount Rate 7.0%	1% Increase 8.0%
County's proportionate share of the net pension liability	\$ 23,044	\$ 15,254	\$ 8,667

***Notes to the Basic Financial Statements
For the Year Ended December 31, 2022***

Note 15 – Postemployment Benefits

Net OPEB Liability/Asset

Plan Description - Ohio Public Employees Retirement System (OPERS)

Plan Description – The Ohio Public Employees Retirement System (OPERS) administers three separate pension plans: the traditional pension plan, a cost-sharing, multiple-employer defined benefit pension plan; the member-directed plan, a defined contribution plan; and the combined plan, a cost-sharing, multiple-employer defined benefit pension plan that has elements of both a defined benefit and defined contribution plan. While members (i.e. County employees) may elect the member-directed plan or the combined plan, substantially all employee members are in OPERS’ traditional plan; therefore, the following disclosure focuses on the traditional pension plan.

OPERS maintains a cost-sharing, multiple-employer defined benefit post-employment health care trust, which funds multiple health care plans including medical coverage, prescription drug coverage and deposits to a Health Reimbursement Arrangement (HRA) to qualifying benefit recipients of both the traditional pension and the combined plans. Currently, Medicare-eligible retirees are able to select medical and prescription drug plans from a range of options and may elect optional vision and dental plans. Retirees and eligible dependents enrolled in Medicare Parts A and B have the option to enroll in a Medicare supplemental plan with the assistance of the OPER Medicare Connector. The OPERS Medicare Connector is a relationship with a vendor selected by OPERS to assist retirees, spouses and dependents with selecting a medical and pharmacy plan. Monthly allowances, based on years of service and the age at which the retiree first enrolled in OPERS coverage, are deposited into an HRA. For non-Medicare retirees and eligible dependents, OPERS sponsors medical and prescription coverage through a professionally managed self-insured plan. An allowance to offset a portion of the monthly premium is offered to retirees and eligible dependents. The allowance is based on the retiree’s years of service and age when they first enroll in OPERS coverage.

OPERS provides a monthly allowance for health care coverage for eligible retirees and their eligible dependents. The base allowance is determined by OPERS. For those retiring on or after January 1, 2015, the allowance has been determined by applying a percentage to the base allowance. The percentage applied is based on years of qualifying service credit and age when the retiree first enrolled in OPERS health care. Monthly allowances range between 51 percent and 90 percent of the base allowance. Those who retired prior to January 1, 2015, will have an allowance of at least 75 percent of the base allowance.

The health care trust is also used to fund health care for member-directed plan participants, in the form of a Retiree Medical Account (RMA). At retirement or separation, member-directed plan participants may be eligible for reimbursement of qualified medical expenses from their vested RMA balance.

Effective January 1, 2022, OPERS discontinued the group plans currently offered to non-Medicare retirees and re-employed retirees. Instead, eligible non-Medicare retirees will select an individual medical plan. OPERS will provide a subsidy or allowance via an HRA allowance to those retirees who meet health care eligibility requirements. Retirees will be able to seek reimbursement for plan premiums and other qualified medical expenses.

FRANKLIN COUNTY, OHIO

***Notes to the Basic Financial Statements
For the Year Ended December 31, 2022***

Note 15 – Postemployment Benefits (Continued)

In order to qualify for postemployment health care coverage, age and service retirees under the traditional pension and combined plans must have twenty or more years of qualifying Ohio service credit with a minimum age of sixty. Members in Group A are eligible for coverage at any age with thirty or more years of qualifying service. Members in Group B are eligible at any age with thirty-two years of qualifying service, or at age fifty-two with thirty-one years of qualifying service. Members in Group C are eligible for coverage with thirty-two years of qualifying service and a minimum age of fifty-five. Current retirees eligible (or who become eligible prior to January 1, 2022) to participate in the OPERS health care program will continue to be eligible after January 1, 2022. Eligibility requirements change for those retiring after January 1, 2022, with differing eligibility requirements for Medicare retirees and non-Medicare retirees. The health care coverage provided by OPERS meets the definition of an Other Post Employment Benefit (OPEB) as described in GASB Statement No. 75. See OPERS' Annual Comprehensive Financial Report referenced below for additional information.

The Ohio Revised Code permits, but does not require, OPERS to provide health care to its eligible benefit recipients. Authority to establish and amend health care coverage is provided to the OPERS Board in Chapter 145 of the Ohio Revised Code.

Disclosures for the health care plan are presented separately in the OPERS financial report. Interested parties may obtain a copy by visiting <https://www.opers.org/financial/reports.shtml>, or by writing to Ohio Public Employees Retirement System, 277 East Town Street, Columbus, Ohio 43215-4642, or by calling 800-222-7377.

Funding Policy - The Ohio Revised Code provides the statutory authority requiring public employers to fund postemployment health care through their contributions to OPERS. When funding is approved by OPERS' Board, a portion of each employer's contribution to OPERS is set aside to fund OPERS health care plans. Beginning in 2018, OPERS no longer allocated a portion of its employer contributions to health care for the traditional plan and the combined plan.

Employer contribution rates are expressed as a percentage of the earnable salary of active members. In 2022, state and local government employers contributed at a rate of 14.0 percent of earnable salary and public safety and law enforcement employers contributed at 18.1 percent. These are the maximum employer contribution rates permitted by the Ohio Revised Code. Active member contributions do not fund health care.

Each year, the OPERS' Board determines the portion of the employer contribution rate that will be set aside to fund health care plans. For 2022, OPERS did not allocate any employer contribution to health care for members in the traditional pension plan and combined plan. The OPERS Board is also authorized to establish rules for the retiree or their surviving beneficiaries to pay a portion of the health care provided. Payment amounts vary depending on the number of covered dependents and the coverage selected. The employer contribution as a percentage of covered payroll deposited into the RMA for participants in the member-directed plan for 2022 was 4.0 percent.

Employer contribution rates are actuarially determined and are expressed as a percentage of covered payroll. For 2022, the County had no contractually required contribution.

FRANKLIN COUNTY, OHIO

**Notes to the Basic Financial Statements
For the Year Ended December 31, 2022**

Note 15 – Postemployment Benefits (Continued)

Plan Description - State Teachers Retirement System (STRS)

Plan Description – The State Teachers Retirement System (STRS) of Ohio administers a cost-sharing, multiple-employer health care plan for eligible retirees who participated in the Defined Benefit or Combined Pension Plans offered by STRS Ohio. Ohio law authorizes the State Teachers Retirement Board to offer this plan. Coverage under the current program includes hospitalization, physicians’ fees, prescription drugs and partial reimbursement of the monthly Medicare Part B premiums. Pursuant to the Ohio Revised Code, the Retirement Board has discretionary authority over how much, if any, of the associated health care costs will be absorbed by the plan. All benefit recipients pay a portion of the health care costs in the form of a monthly premium. Medicare Part D is a federal program to help cover the costs of prescription drugs for Medicare beneficiaries. This program allows STRS Ohio to recover part of the cost for providing prescription coverage since all eligible STRS Ohio health care plans include creditable prescription drug coverage. The Plan is included in the report of STRS Ohio which can be obtained by writing to State Teachers Retirement System, 275 E. Broad St., Columbus Ohio 43215-3771, or by visiting the STRS Ohio website at www.strsoh.org.

Funding Policy – Employer and member contribution rates are established by the Retirement Board and limited by Chapter 3307 of the Ohio Revised Code. The employer and member contribution rates are 14.0 percent of covered payroll. Under Ohio law, funds to pay health care costs may be deducted from employer contributions. For the year ended June 30, 2022, no employer allocation was made to the health care fund.

Net OPEB Liability/Asset

The net OPEB liability/asset and total OPEB liability/asset for OPERS were determined by an actuarial valuation as of December 31, 2020, rolled forward to the measurement date of December 31, 2021, by incorporating the expected value of health care cost accruals, the actual health care payments, and interest accruals during the year. STRS Ohio total OPEB liability/asset was measured as of June 30, 2022, and the total net OPEB liability/asset used to calculate the net OPEB liability/asset was determined by an actuarial valuation as of that date. The County’s proportion of the net OPEB liability/asset was based on the County’s share of contributions to the retirement plan relative to the contributions of all participating entities. Following is information related to the proportionate share:

	(Amounts in 000’s)		
	OPERS	STRS	Total
Proportionate share of the net OPEB asset	\$ 77,699	\$ 1,777	\$ 79,476
Proportion of the net OPEB asset	2.48068362%	0.06862033%	
OPEB expense	\$ (61,268)	\$ (341)	\$ (61,609)

FRANKLIN COUNTY, OHIO

Notes to the Basic Financial Statements
For the Year Ended December 31, 2022

Note 15 – Postemployment Benefits (Continued)

At December 31, 2022, the County reported deferred outflows of resources and deferred inflows of resources related to OPEBs from the following sources:

(Amounts in 000's)			
	OPERS	STRS	Total
Deferred Outflows of Resources			
Differences between expected and actual experience	\$ -	\$ 26	\$ 26
Net difference between projected and actual earnings on OPEB plan investments	-	31	31
Assumption changes	-	76	76
Change in proportionate share	4,878	2	4,880
Total deferred outflows of resources	<u>\$ 4,878</u>	<u>\$ 135</u>	<u>\$ 5,013</u>
Deferred Inflows of Resources			
Differences between expected and actual experience	\$ 11,786	\$ 267	\$ 12,053
Net difference between projected and actual earnings on OPEB plan investments	37,041	-	37,041
Assumption changes	31,451	1,260	32,711
Change in proportionate share	1,034	45	1,079
Total deferred inflows of resources	<u>\$ 81,312</u>	<u>\$ 1,572</u>	<u>\$ 82,884</u>

Of the amount reported as deferred outflows of resources, none related to OPEB's resulting from County contributions subsequent to the measurement date will be recognized as a reduction of the net OPEB liability/asset in the year ending December 31, 2023. Other amounts reported as deferred outflows of resources and deferred inflows of resources related to OPEBs will be recognized in OPEB expense as follows:

(Amounts in 000's)			
	OPERS	STRS	Total
Year ending December 31:			
2023	\$ (45,459)	\$ (427)	\$ (45,886)
2024	(17,562)	(422)	(17,984)
2025	(8,093)	(194)	(8,287)
2026	(5,320)	(80)	(5,400)
2027	-	(104)	(104)
2028	-	(105)	(105)
2029	-	(105)	(105)
Total	<u>\$ (76,434)</u>	<u>\$ (1,437)</u>	<u>\$ (77,871)</u>

FRANKLIN COUNTY, OHIO

***Notes to the Basic Financial Statements
For the Year Ended December 31, 2022***

Note 15 – Postemployment Benefits (Continued)

Actuarial Methods and Assumptions - OPERS

Actuarial valuations of an ongoing plan involve estimates of the value of reported amounts and assumptions about the probability of occurrence of events far into the future. Examples include assumptions about future employment, mortality, and cost trends. Actuarially determined amounts are subject to continual review or modification as actual results are compared with past expectations and new estimates are made about the future.

Projections of health care costs for financial reporting purposes are based on the substantive plan (the plan as understood by the employers and plan members) and include the types of coverage provided at the time of each valuation and the historical pattern of sharing of costs between OPERS and plan members. In 2021, the OPERS Board’s actuarial consultants conducted an experience study for the period 2016 through 2020, comparing historical assumptions to actual results. The experience study incorporates both historical review and forward -looking projections to determine the appropriate set of assumptions to keep the plan on a path toward full funding. Information from this study led to changes in both demographic and economic assumptions.

The actuarial valuation used the following actuarial assumptions and methods, reflecting experience study results, applied to all prior periods included in the measurement in accordance with the requirements of GASB 74:

Single Discount Rate	6.0 percent
Investment Rate of Return	6.0 percent
Municipal Bond Rate	1.84 percent
Wage Inflation	2.75 percent
Projected Salary Increases	2.75 to 10.75 percent (includes wage inflation at 2.75 percent)
Health Care Cost Trend Rate	5.5 percent initial, 3.5 percent ultimate in 2034
Experience Study	5 – year period ended December 31, 2020
Actuarial Cost Method	Individual entry age

Pre-retirement mortality rates are based on 130 percent of the Pub-2010 General Employee Mortality Tables (males and females) for State and Local Government divisions and 170 percent of the Pub-2010 Safety Employee Mortality Tables (males and females) for the Public Safety and Law Enforcement divisions. Post-retirement mortality rates are based on 115 percent of the PubG-2010 Retiree Mortality Tables (males and females) for all divisions. Post-retirement mortality rates for disabled retirees are based on the PubNS-2010 Disabled Retiree Mortality Tables (males and females) for all divisions. For all of the previously described tables, the base year is 2010 and mortality rates for a particular calendar year are determined by applying the MP-2020 mortality improvement scales (males and females) to all of these tables.

FRANKLIN COUNTY, OHIO

***Notes to the Basic Financial Statements
For the Year Ended December 31, 2022***

Note 15 – Postemployment Benefits (Continued)

The allocation of investment assets within the OPERS Health Care portfolio is approved by the Board as outlined in the annual investment plan. Assets are managed on a total return basis with a long-term objective of continuing to offer a sustainable health care program for current and future retirees. OPERS' primary goal is to achieve and maintain a fully funded status for benefits provided through the defined pension plans. Health care is a discretionary benefit. The long-term expected rate of return on health care investment assets was determined using a building-block method in which best-estimate ranges of expected future real rates of return are developed for each major asset class. These ranges are combined to produce the long-term expected real rate of return by weighting the expected future real rates of return by the target asset allocation percentage, adjusted for inflation. Best estimates of geometric real rates of return were provided by the OPERS Board's investment consultant. For each major asset class that is included in the Health Care portfolio's target asset allocation as of December 31, 2021, these best estimates are summarized in the following table:

<u>Asset Class</u>	<u>Target Allocation</u>	<u>Weighted Average Long- Term Expected Real Rate of Return (Arithmetic)</u>
Fixed Income	34.00 %	0.91 %
Domestic Equities	25.00	3.78
Real Estate Investment Trusts	7.00	3.71
International Equities	25.00	4.88
Risk Parity	2.00	2.92
Other Investments	7.00	1.93
Total	<u>100.00 %</u>	3.45 %

Discount Rate A single discount rate of 6.0 percent was used to measure the net OPEB liability/asset on the measurement date of December 31, 2021. Projected benefit payments are required to be discounted to their actuarial present value using a single discount rate that reflects (1) a long-term expected rate of return on OPEB plan investments (to the extent that the health care fiduciary net position is projected to be sufficient to pay benefits), and (2) a tax-exempt municipal bond rate based on an index of twenty-year general obligation bonds with an average AA credit rating as of the measurement date (to the extent that the contributions for use with the long-term expected rate are not met). This single discount rate was based on the actuarial assumed rate of return on the health care investment portfolio of 6.0 percent and a municipal bond rate of 1.84 percent. The projection of cash flows used to determine this single discount rate assumed that employer contributions will be made at rates equal to the actuarially determined contribution rate. Based on those assumptions, the health care fiduciary net position and future contributions were sufficient to finance health care costs through the year 2121. As a result, the actuarial assumed long-term expected rate of return on health care investments was applied to projected costs through the year 2121, the duration of the projection period through which projected health care payments are fully funded.

FRANKLIN COUNTY, OHIO

Notes to the Basic Financial Statements
For the Year Ended December 31, 2022

Note 15 – Postemployment Benefits (Continued)

Sensitivity of the County’s Proportionate Share of the Net OPEB Liability/Asset to Changes in the Discount Rate The following table presents the County’s proportionate share of the net OPEB liability/asset calculated using the single discount rate of 6.0 percent, and the County’s proportionate share of the expected net OPEB liability/asset if it were calculated using a discount rate that is 1.0 percent lower or 1.0 percent higher than the current rate.

(Amounts in 000’s)			
	1% Decrease 5.0%	Current Discount Rate 6.0%	1% Increase 7.0%
County's proportionate share of the net OPEB asset	\$ 45,694	\$ 77,699	\$ 104,263

Sensitivity of the County’s Proportionate Share of the Net OPEB Liability/Asset to Changes in the Health Care Cost Trend Rate Changes in the health care cost trend rate may also have a significant impact on the net OPEB liability/asset. The following table presents the County’s proportionate share of the net OPEB liability/asset calculated using the assumed trend rates, and the County’s proportionate share of the expected net OPEB liability/asset if it were calculated using a health care cost trend rate that is 1.0 percent lower or 1.0 percent higher than the current rate.

(Amounts in 000’s)			
	1% Decrease 4.5%	Current Health Care Cost Trend Rate Assumption 5.5%	1% Increase 6.5%
County's proportionate share of the net OPEB asset	\$ 78,538	\$ 77,699	\$ 76,703

Retiree health care valuations use a health care cost-trend assumption that changes over several years built into that assumption. The near-term rates reflect increases in the current cost of health care; the trend starting in 2022 is 5.5 percent. If this trend continues for future years, the projection indicates that years from now virtually all expenditures will be for health care. A more reasonable alternative is the health plan cost trend will decrease to a level at, or near, wage inflation. On this basis, the actuaries project premium rate increases will continue to exceed wage inflation for approximately the next decade, but by less each year, until leveling off at an ultimate rate, assumed to be 3.5 percent in the most recent valuation.

FRANKLIN COUNTY, OHIO

***Notes to the Basic Financial Statements
For the Year Ended December 31, 2022***

Note 15 – Postemployment Benefits (Continued)

Actuarial Methods and Assumptions - STRS

Key methods and assumptions used in the latest actuarial valuation, reflecting experience study results used in the June 30, 2022 actuarial valuation are presented below.

Projected Salary Increases	Varies by service from 2.5 to 8.5 percent
Payroll Increases	3.0 percent
Investment Rate of Return	7.0 percent, net of investment expenses, including inflation
Discount Rate of Return	7.0 percent
Health Care Cost Trends	7.5 to 9.0 percent initial, 3.9 percent ultimate

For healthy retirees the post-retirement mortality rates are based on the Pub-2010 Teachers Healthy Annuitant Mortality Table, adjusted 110 percent for males, projected forward generationally using mortality improvement scale MP-2020; pre-retirement mortality rates are based on Pub-2010 Teachers Employee Table adjusted 95 percent for females, projected forward generationally using mortality improvement scale MP-2020. For disabled retirees, mortality rates are based on the Pub-2010 Teachers Disabled Annuitant Table projected forward generationally using mortality improvement scale MP-2020.

Actuarial assumptions used in the June 30, 2022 valuation are based on the results of the latest available actuarial experience study for the period July 1, 2015 through June 30, 2021. An actuarial experience study is done on a quinquennial basis.

The STRS Ohio health care plan follows the same asset allocation and long-term expected real rate of return for each major asset class as the pension plan, see Note 14.

Discount Rate The discount rate used to measure the total OPEB liability/asset was 7.0 percent as of June 30, 2022. The projection of cash flows used to determine the discount rate assumes STRS Ohio continues to allocate no employer contributions to the health care fund. Based on these assumptions, the OPEB plan's fiduciary net position was projected to be available to make all projected future benefit payments to current plan members as of June 30, 2022. Therefore, the long-term expected rate of return on health care plan investments of 7.0 percent was applied to all periods of projected health care costs to determine the total OPEB liability/asset as of June 30, 2022.

FRANKLIN COUNTY, OHIO

**Notes to the Basic Financial Statements
For the Year Ended December 31, 2022**

Note 15 – Postemployment Benefits (Continued)

Sensitivity of the County’s Proportionate Share of the Net OPEB Liability/Asset to Changes in the Discount and Health Care Cost Trend Rate The following table presents the County’s proportionate share of the net OPEB liability/asset as of June 30, 2022, calculated using the discount rate of 7.0 percent, and the County’s proportionate share of the expected net OPEB liability/asset if it were calculated using a discount rate that is 1.0 percent lower or 1.0 percent higher than the current rate. Also shown is the County’s proportionate share of the net OPEB liability/asset as if it were calculated using health care cost trend rates that are 1.0 percent lower or 1.0 percent higher than the current health care cost trend rates.

(Amounts in 000’s)					
	1% Decrease 6.0%	Current Discount Rate 7.0%	1% Increase 8.0%		
County's proportionate share of the net OPEB asset	\$ 1,643	\$ 1,777	\$ 1,892		

(Amounts in 000’s)					
	1% Decrease 6.0%	Current Health Care Cost Trend Rate Assumption 7.0%	1% Increase 8.0		
County's proportionate share of the net OPEB asset	\$ 1,843	\$ 1,777	\$ 1,693		

Note 16 – Conduit Debt Obligations

From time to time, the County has issued Hospital, Housing and Industrial Revenue Bonds to provide financial assistance to private sector entities for the acquisition and construction of facilities deemed to be in the public interest. The bonds are secured by the financed property and are payable solely from payments received on the underlying mortgage loans. Upon repayment of the bonds, ownership of the facility transfers to the private-sector entity served by the bond issuance. The County is not obligated in any manner for repayment of the bonds. Accordingly, the bonds are not reported as liabilities in the accompanying financial statements. As of December 31, 2022, there were 136 series of bonds outstanding. The aggregate principal amount payable of these series was \$4,126,394,000.

***Notes to the Basic Financial Statements
For the Year Ended December 31, 2022***

Note 17 – Tax Abatements

Pursuant to Governmental Accounting Standards Board (GASB) Statement No. 77, *Tax Abatement Disclosures*, the County is required to disclose certain information about tax abatements as defined in the Statement. For purposes of GASB Statement 77, a tax abatement is a reduction in tax revenues that results from an agreement between one or more governments and an individual or entity in which (a) one or more governments promise to forgo tax revenues to which they are otherwise entitled and (b) the individual or entity promises to take a specific action after the agreement has been entered into that contributes to economic development or otherwise benefits the local government or its citizens. A description of each of the abatement programs utilized in the County follows.

Community Reinvestment Area (CRA) Program

The Ohio Community Reinvestment Area program is an economic development tool administered by municipal and county governments that provides real property tax exemptions for property owners who renovate existing or construct new buildings. Community Reinvestment Areas (CRA) are areas of land in which property owners can receive tax incentives for investing in real property improvements. In order to use the Community Reinvestment program, a city, village, or county petitions to the Ohio Development Services Agency (ODSA) for confirmation of a geographical area in which investment in housing has traditionally been discouraged. Once the area is confirmed by the Director of ODSA, communities may offer real property tax exemptions to taxpayers that invest in that area.

The type of development is determined by specifying the eligibility of residential, commercial and/or industrial projects. The local governments negotiate property tax exemptions on new property tax from investment for up to one hundred percent for up to fifteen years based on the amount of investments made to renovate or construct buildings within a CRA. Taxes are abated as the increase in assessed value resulting from the investment is not included (or included at a lesser amount) in the assessed value used for property tax computation for the taxpayer. For commercial projects, job retention and/or creation is also required. Agreements must be in place before the project begins. Provisions for recapturing property tax exemptions, which can be used at the discretions of the local governments, are pursuant to ORC Section 9.66(C)(1) and 9.66(C)(2).

Enterprise Zone Program

The Ohio Enterprise Zone Program is an economic development tool administered by municipal and county governments that provides real property tax exemptions to businesses making investments in Ohio. Enterprise zones are designated areas of land in which businesses can receive tax incentives in the form of tax exemptions on eligible new investment. The Enterprise Zone Program can provide tax exemptions for a portion of the value of new real property investment when the investment is made in conjunction with a project that includes job creation. Existing land values and existing building values are not eligible. The zone's geographic area is identified by the local communities involved in the creation of the zone. Once a zone is defined, the local legislative authority participating in the creation must petition the Director of ODSA. The Director must then certify the area for it to become an active Enterprise Zone. Local communities may offer tax incentives for non-retail projects that are establishing or expanding operations in the State of Ohio. Tax incentives are negotiated at the local level, and an enterprise zone agreement must be in place before the project begins.

FRANKLIN COUNTY, OHIO

**Notes to the Basic Financial Statements
For the Year Ended December 31, 2022**

Note 17 – Tax Abatements (Continued)

Businesses located in an Enterprise Zone may negotiate exemptions on new property tax from investment for up to seventy-five percent for ten years. For commercial projects, job retention and/or creation is also required. Taxes are abated as the increase in assessed value resulting from the investment is not included (or included at a lesser amount) in the assessed value used for property tax computation for the taxpayer. Agreements must be in place before the project begins. Pursuant to the terms of such agreements, if the actual number of employee positions created or retained by the business in any three-year period during which the agreement is in effect is not equal to or greater than seventy-five percent of the number of employee positions estimated to be created or retained under the agreement, the business shall repay the amount of taxes on property that would have been payable had the property not been exempted. In addition, the local governments may terminate or modify the exemptions from taxation granted under the agreement if the terms of the agreement are not met.

Environmental Protection Agency (EPA) Program

The air and noise pollution control tax exemption program was originally established by legislation in 1963. The program allows property owners to receive tax exemptions for the installation of air or noise pollution control property and is administered by the Ohio Department of Taxation. As part of the tax exemption application process, the Ohio EPA is required to provide a technical evaluation and review of any property sought for tax exemption status.

A summary of the property taxes foregone by the County for abatement programs within the County for the year ended December 31, 2022 follows:

(Amounts in 000's)

Program	Amount
Community Reinvestment Areas	\$ 24,608
Enterprise Zones	1,663
EPA	574
	<u>\$ 26,845</u>

Abated property taxes by County agency:

(Amounts in 000's)

Agency	Amount
General	\$ 2,590
Board of Developmental Disabilities	10,140
Children Services Board	7,216
ADAMH Board	4,353
Senior Services	2,546
	<u>\$ 26,845</u>

FRANKLIN COUNTY, OHIO

Notes to the Basic Financial Statements
For the Year Ended December 31, 2022

Note 18 – Fund Balances

Fund balance is classified as nonspendable, restricted, committed, assigned and/or unassigned based primarily on the extent to which the County is bound to observe constraints imposed upon the use of the resources in the governmental funds. The constraints placed on fund balance for the major governmental funds and all other governmental funds are presented on the below.

	General	FCBDD	Children Services Board	ADAMH Board	Other Governmental Funds	Total Governmental Funds
Nonspendable						
Inventories	\$ 5,062	\$ 218	\$ 83	\$ 12	\$ 2,917	\$ 8,292
Long term receivables	1,374	-	-	-	-	1,374
Total nonspendable	6,436	218	83	12	2,917	9,666
Restricted for:						
Judicial	-	-	-	-	21,408	21,408
Public safety	3,460	-	-	-	19,882	23,342
Human services	-	-	158,910	-	105,448	264,358
Health	-	399,198	-	61,676	-	460,874
Public works	-	-	-	-	13,178	13,178
Community development	-	-	-	-	408	408
Real estate assessment	-	-	-	-	10,928	10,928
Capital improvements	-	-	-	-	27	27
Debt service payments	-	-	-	-	913	913
Other	1,116	-	-	-	5,331	6,447
Total restricted	4,576	399,198	158,910	61,676	177,523	801,883
Committed to:						
Debt service payments	15,872	-	-	-	-	15,872
Claims	7,614	-	-	-	-	7,614
Pledges	3,644	-	-	-	-	3,644
Capital improvements	139,363	-	-	-	55,167	194,530
27th Pay	5,500	-	-	-	-	5,500
Other purposes	29,511	-	-	-	150	29,661
Total committed	201,504	-	-	-	55,317	256,821
Assigned to:						
Debt service payments	-	-	-	-	68	68
Total assigned	-	-	-	-	68	68
Unassigned (deficit)	213,725	-	-	-	(110)	213,615
Total fund balance	\$ 426,241	\$ 399,416	\$ 158,993	\$ 61,688	\$ 235,715	\$ 1,282,053

FRANKLIN COUNTY, OHIO

**Notes to the Basic Financial Statements
For the Year Ended December 31, 2022**

Note 19 – Component Units

Two discretely presented component units are included within the reporting entity of the County. Condensed financial statements follow:

Condensed Statement of Net Position (Amounts in 000's)			
	FCTID	Stadium and Team	Total
Assets:			
Current and other assets	\$ 3,777	\$ 24,892	\$ 28,669
Capital assets, net	-	3,228	3,228
Total assets	3,777	28,120	31,897
Liabilities:			
Current and other liabilities	55	1,630	1,685
Long-term liabilities	-	3,860	3,860
Total liabilities	55	5,490	5,545
Net position:			
Net investment in capital assets	-	3,228	3,228
Restricted	3,254	-	3,254
Unrestricted	468	19,402	19,870
Total net position	\$ 3,722	\$ 22,630	\$ 26,352

Condensed Statement of Activities (Amounts in 000's)			
	FCTID	Stadium and Team	Total
Expenses:			
	\$ 2,419	\$ 12,103	\$ 14,522
Program revenues:			
Charges for services	-	13,252	13,252
Capital grants and contributions	4,393	-	4,393
	4,393	13,252	17,645
Net program revenues (expenses)	1,974	1,149	3,123
Other general revenues (expenses)	35	(653)	(618)
Change in net position	2,009	496	2,505
Net position - beginning	1,713	22,134	23,847
Net position - ending	\$ 3,722	\$ 22,630	\$ 26,352

***Notes to the Basic Financial Statements
For the Year Ended December 31, 2022***

Note 20 – Joint Ventures

Franklin County and the City of Columbus (the City) participate in the following three joint ventures.

Columbus/Franklin County Affordable Housing Trust Corporation (AHT) The AHT is a nonprofit corporation created in 2000 to promote home ownership and affordable rental housing opportunities in the County and City. The AHT Board is appointed jointly by the Franklin County Board of Commissioners and the Mayor of the City of Columbus, and receives annual support from the County and City, including \$5,564,563 from the County in 2022. AHT will receive annual funding from the County as long as the current agreement continues. Complete financial statements may be obtained from AHT at 110 North 17th Street, Columbus, Ohio 43203.

Franklin Park Conservatory Joint Recreation District (Conservatory District) The Conservatory District was created in 1990 pursuant to the authority contained in ORC Section 755.14 (B) and is dedicated to the promotion of environmental appreciation and ecological awareness. There is an ongoing financial responsibility on the part of the County and the City, whereby both the County and the City provide annual operating subsidies. The County provided \$131,024 in 2022. Complete financial statements can be obtained from Franklin Park Conservatory Joint Recreation District, 1777 East Broad Street, Columbus, Ohio 43203.

Columbus-Franklin County Finance Port Authority (Finance Authority) The Finance Authority was created in 2006 pursuant to the authority contained in ORC Sections 4582.21 through 4582.59, to serve economic development needs. The County and City have committed to provide subsidies to the Finance Authority. The County provided no subsidy in 2022. Audited financial statements for the Finance Authority may be obtained from The Columbus-Franklin County Finance Authority, 350 East First Avenue, Suite 120, Columbus, Ohio 43201.

FRANKLIN COUNTY, OHIO

**Notes to the Basic Financial Statements
For the Year Ended December 31, 2022**

Note 20 – Joint Ventures (Continued)

A summary of the financial position for the AHT, the Conservatory District and the Finance Authority follows:

Condensed Statement of Net Position (Amounts in 000's)			
	AHT	Conservatory District	Finance Authority
Assets:			
Cash, cash equivalents, and investments	\$ 23,120	\$ 7,608	\$ 59,179
Other assets	99,285	3,105	133,089
Capital assets, net of accumulated depreciation	14	26,103	124
Total assets	122,419	36,816	192,392
Total deferred outflows of resources	-	1,206	238
Liabilities:			
Current liabilities	744	2,654	169
Noncurrent liabilities	24,621	3,724	148,885
Total liabilities	25,365	6,378	149,054
Total deferred inflows of resources	-	4,387	432
Net position:			
Net investment in capital assets	14	24,779	10
Restricted	84,405	889	29,195
Unrestricted	12,635	1,589	13,939
Total net position	\$ 97,054	\$ 27,257	\$ 43,144

Note 21 – Related Organizations and Other Agreements

Central Ohio Community Improvement Corporation The Commissioners are responsible for the appointments of two of the seven trustees for the Central Ohio Community Improvement Corporation; the Treasurer makes one appointment. The County has no further accountability for this organization.

Columbus and Franklin County Metropolitan Park District The Columbus and Franklin County Metropolitan Park District (Metro Parks) was organized under ORC Chapter 1545. Metro Parks is a separate political subdivision and is governed by a three-member Board of Park Commissioners, appointed in a non-authoritative manner by the Franklin County Probate Judge. The Board of Park Commissioners adopts the annual budget. Metro Parks' operations are autonomous.

Columbus Metropolitan Housing Authority The County and the City of Columbus jointly formed the Columbus Metropolitan Housing Authority (CMHA). CMHA is a separate body from the City and the County, with no oversight or accountability by the County for CMHA's management or operations.

FRANKLIN COUNTY, OHIO

**Notes to the Basic Financial Statements
For the Year Ended December 31, 2022**

Note 21 – Related Organizations and Other Agreements (Continued)

Columbus Metropolitan Library The Commissioners are responsible for a majority of the board appointments for the Columbus Metropolitan Library. The Commissioners may also make requests to the Board of Elections to put initiatives on the ballot for tax levies as requested by the library board. The County has no further accountability or oversight for the library’s operation.

Franklin County Convention Facilities Authority The Commissioners appoint a majority of the board members of the Franklin County Convention Facilities Authority (CFA) but have no further accountability for it. The CFA is a separate and distinct legal entity. Neither the County nor the City of Columbus is responsible for the operation of CFA or of the Greater Columbus Convention Center (Convention Center).

Franklin County Convention Facilities Authority bonds outstanding as of December 31, 2022, are as follows:

Franklin County Convetion Facilities Authority Changes in Long-term Obligations (Amounts in 000’s)				
	Beginning Balance	Additions	Reductions	Ending Balance
Convention Center Fund				
Series 2010 Parking Garage	\$ 14,633	\$ -	\$ -	\$ 14,633
Series 2014 Parking Garage	15,000	-	-	15,000
Series 2014 Renovation and Refunding	25,305	-	-	25,305
Series 2015 Refudning	22,725	-	-	22,725
Series 2017 Refunding	1,430	-	-	1,430
Series 2018 Parking Garage	18,000	-	-	18,000
Series 2019 Parking Garage	6,000	-	-	6,000
Series 2020A Refunding	6,700	-	-	6,700
Series 2020B Refunding	196,005	-	-	196,005
	<u>305,798</u>	-	-	<u>305,798</u>
Unamortized premiums	2,913	-	(361)	2,552
Total Convention Center Fund	<u>308,711</u>	-	<u>(361)</u>	<u>308,350</u>
Hotel Fund				
Series 2010 Lease Revenue	143,245	-	(3,455)	139,790
Series 2019 Hotel Revenue	151,815	-	-	151,815
Series 2019 Lease Appropriation	91,765	-	-	91,765
	<u>386,825</u>	-	<u>(3,455)</u>	<u>383,370</u>
Unamortized premiums	41,357	-	(1,382)	39,975
Total Hotel Fund	<u>428,182</u>	-	<u>(4,837)</u>	<u>423,345</u>
Arena Fund				
First Lien Lease Revenue	4,393	-	(500)	3,893
Series 2020 Refunding	51,500	-	-	51,500
Total Arena Fund	<u>55,893</u>	-	<u>(500)</u>	<u>55,393</u>
	<u>\$ 792,786</u>	<u>\$ -</u>	<u>\$ (5,698)</u>	<u>\$ 787,088</u>

FRANKLIN COUNTY, OHIO

***Notes to the Basic Financial Statements
For the Year Ended December 31, 2022***

Note 21 – Related Organizations and Other Agreements (Continued)

In conjunction with the 2010 bond issue, the CFA has agreed to lease the project to the County and the County has agreed to sublease the project back to the CFA. The lease requires the County to pay rent to the CFA equal to the aggregate principal and interest required to be paid on the Series 2010 bonds. Under the sublease, the CFA has agreed to make rental payments to the County for the same amount.

In December 2011, the County authorized the execution and delivery of a lease and a sub-lease agreement with the CFA and the City for the purpose of financing the purchase of Nationwide Arena and future improvements thereto and to approve loan agreements with the State of Ohio, and the issuance of Arena Lease Revenue Anticipation Bonds by CFA for such purposes. Pursuant to the lease, the County will make a rental payment in an amount equal to a percentage of the revenue it receives from the casino tax collected by the State and distributed to the County. The percentage of casino tax receipts to be paid as rent is 31 percent in 2021 and 32 percent in 2022 and thereafter. These tax collections are used to fund operations, land lease payments, real estate taxes and capital improvements of the arena. Once these obligations have been satisfied, any remaining collections will be applied to debt service. If casino tax revenues were insufficient to pay debt service, Nationwide had agreed to defer payments until revenues are available. There is no obligation on the part of the Authority to cover outstanding debt for the arena if casino tax collections prove inadequate.

In January 2018, the Authority amended the first lien arena lease revenue bonds agreement, dated March 28, 2012, with the Ohio Development Services Agency. In accordance with the amendment, \$5,000,000 in principal of the bonds, together with all servicing fees and all interest accruing on the bonds, originally having \$1,000,000 annual payments due December 31, 2017-2021, will be satisfied and replaced by: (1) \$1,000,000 payable in five annual cash payments; and (2) at least \$4,000,000 in payments in cash or in-kind in the form of advertising. The annual cash payment of \$200,000 per year for five years shall be due on or before December 31 of each year beginning in calendar year 2017, except for calendar year 2017, for which payment shall be due 30 days after receipt of a written invoice from the Ohio Development Services Agency. The additional \$4,000,000 in payments in cash or in-kind in the form of advertising shall be due on or before December 31 of each year in calendar years 2018 through 2030 in amounts ranging from \$32,000 to \$389,000 per year. During the year, the Authority's principal balance was reduced by \$0 for in-kind advertising.

In May 2020, to address a shortfall in parking revenues resulting from the COVID-19 pandemic, the Authority entered into an investment modification agreement with the Franklin County Treasurer to modify the terms of the remaining Series 2011, Series 2014, Series 2018 and Series 2019 Parking Garage bonds, which were purchased by the Franklin County Treasurer. As a result of this modification the maturity dates were deferred, and the interest rates were reduced by 1.0 percent.

Franklin County Family and Children First Council The operation of the Franklin County Family and Children First Council is controlled by an oversight committee. The chair of the County Commissioners serves on the committee. The Educational Service Center of Central Ohio is the administrative and fiscal agent for the Council.

FRANKLIN COUNTY, OHIO

***Notes to the Basic Financial Statements
For the Year Ended December 31, 2022***

Note 21 – Related Organizations and Other Agreements (Continued)

Franklin County Healthier Buckeye Council The Commissioners established this organization which generally shall promote cooperation and coordination to maximize opportunities for individuals and families to achieve and maintain optimal health in all aspects, thereby achieving greater productivity and reducing reliance on publicly funded assistance programs. The council will institute programs to demonstrate success in moving individuals and families towards self-sufficiency and to promote care coordination among physical and behavioral health, social, employment, education and housing service providers.

Friends of the Shelter Friends of the Shelter is a not-for-profit organization with a self-appointing board. Money raised by Friends of the Shelter supports various programs at the Franklin County Animal Shelter. The amount of funding is immaterial to the Dog and Kennel special revenue fund. The County is not financially accountable for the organization, nor does the County approve the organization's budget.

Housing of City Prisoners Under the terms of an agreement between the County and the City of Columbus, the County provides housing and medical treatment to persons incarcerated under City ordinances. For this service, the City has agreed to pay its proportionate share of the jail's costs. During 2022, the General Fund realized revenue of \$1,437,000 under this agreement.

Rise Together Innovation Center The Rise Together Innovation Center is a not-for-profit organization established to carry of the Rise Together Blueprint for Reducing Poverty in Franklin County. Its mission is to find paths toward economic sustainability for the citizens of the County who live at or below 200 percent of the federal poverty levels. The United Way of Central Ohio is acting as fiscal sponsor of the innovation center for the purpose of soliciting and receiving funds, grants contributions and other revenues in support of its programs and ongoing work.

Workforce Development Board of Central Ohio The Workforce Development Board (WDB) of Central Ohio, Inc., located in Columbus, Ohio was incorporated in January 2016 and empowered by the Workforce Innovation and Opportunity Act (WIOA). Members of the Board are appointed by the Mayor of Columbus and the Franklin County Board of Commissioners and serve as the local-policy making entity tasked with supporting local businesses through the education and training of the Central Ohio workforce.

*Notes to the Basic Financial Statements
For the Year Ended December 31, 2022*

Note 22 – Coronavirus Disease 2019 (COVID-19)

The United States and the State of Ohio declared a state of emergency in early March 2020 due to the global Coronavirus Disease 2019 (COVID-19) pandemic. The financial impact of COVID-19 and the continuing emergency measures may impact subsequent periods of the County. The County's investment portfolio and the investments of the pension and other employee benefit plans in which the County participates fluctuate with market conditions, and due to market volatility, the amount of gains or losses that will be recognized in subsequent periods, if any, cannot be determined. In addition, the impact on the County's future operating costs, revenues, and any recovery from emergency funding, either federal or state, cannot be estimated.

During 2022 the County received \$127.9 million in Coronavirus Local Fiscal Recovery Funds resulting from the American Rescue Plan Act of 2021 (ARPA). The payment represents the second half of the total allocation of \$255.8 million received. Funds may be used to cover eligible costs incurred between March 3, 2021 and December 31, 2024, so long as the funds are obligated by December 31, 2024 and expended by December 31, 2026. Eligible costs include providing assistance to households, small businesses, and nonprofits to respond to the public health emergency or negative economic impacts of the pandemic; providing premium pay for essential workers; providing government services up to the amount of revenue lost due to the pandemic; and investments in water, sewer, and broadband infrastructure.

REQUIRED SUPPLEMENTARY INFORMATION

FRANKLIN COUNTY, OHIO

***Schedule of County's Proportionate Share of the Net Pension Liability
Last Ten Years***

(Amounts in 000's)

Ohio Public Employees Retirement System

Year	<u>2013</u>	<u>2014</u>	<u>2015</u>
County's proportion of the net pension liability	n/a	2.42865826%	2.42865826%
County's proportionate share of the net pension liability	n/a	\$ 286,308	\$ 292,924
County's covered payroll	n/a	\$ 295,585	\$ 298,533
County's proportionate share of the net pension liability as a percentage of its covered payroll	n/a	96.9%	98.1%
Plan fiduciary net position as a percentage of the total pension liability	n/a	86.4%	86.5%

Source: County Auditor's Office and the Ohio Public Employees Retirement System

State Teachers Retirement System

Fiscal year	<u>2013</u>	<u>2014</u>	<u>2015</u>
County's proportion of the net pension liability	0.09224655%	0.09224655%	0.09224655%
County's proportionate share of the net pension liability	\$ 26,727	\$ 22,438	\$ 25,494
County's covered payroll	\$ 10,453	\$ 10,302	\$ 9,349
County's proportionate share of the net pension liability as a percentage of its covered payroll	255.7%	217.8%	272.7%
Plan fiduciary net position as a percentage of the total pension liability	69.3%	74.7%	72.1%

Source: County Auditor's Office and the State Teachers Retirement System

Notes: ¹Last measurement date for Ohio Public Employees Retirement System is 2021.
The County implemented GASB Statement 68 in 2015.
The schedule is reported as of the measurement date of the net pension liability.

FRANKLIN COUNTY, OHIO

***Schedule of County's Proportionate Share of the Net Pension Liability
Last Ten Years***

(Amounts in 000's)

Ohio Public Employees Retirement System

Year	<u>2016</u>	<u>2017</u>	<u>2018</u>
County's proportion of the net pension liability	2.46223573%	2.46590123%	2.48054550%
County's proportionate share of the net pension liability	\$ 426,491	\$ 559,966	\$ 389,150
County's covered payroll	\$ 307,250	\$ 319,751	\$ 327,989
County's proportionate share of the net pension liability as a percentage of its covered payroll	138.8%	175.1%	118.6%
Plan fiduciary net position as a percentage of the total pension liability	81.1%	77.3%	84.7%

Source: County Auditor's Office and the Ohio Public Employees Retirement System

State Teachers Retirement System

Fiscal year	<u>2016</u>	<u>2017</u>	<u>2018</u>
County's proportion of the net pension liability	0.08304827%	0.08127122%	0.07844498%
County's proportionate share of the net pension liability	\$ 27,799	\$ 19,306	\$ 17,248
County's covered payroll	\$ 8,946	\$ 9,056	\$ 8,940
County's proportionate share of the net pension liability as a percentage of its covered payroll	310.7%	213.2%	192.9%
Plan fiduciary net position as a percentage of the total pension liability	66.8%	75.3%	77.3%

Source: County Auditor's Office and the State Teachers Retirement System

FRANKLIN COUNTY, OHIO

***Schedule of County's Proportionate Share of the Net Pension Liability
Last Ten Years***

(Amounts in 000's)

Ohio Public Employees Retirement System

Year	<u>2019</u>	<u>2020</u>	<u>2021</u>	<u>2022</u> ¹
County's proportion of the net pension liability	2.49746040%	2.36983304%	2.59538251%	2.53447502%
County's proportionate share of the net pension liability	\$ 684,007	\$ 468,414	\$ 384,320	\$ 220,510
County's covered payroll	\$ 339,336	\$ 333,708	\$ 357,614	\$ 362,118
County's proportionate share of the net pension liability as a percentage of its covered payroll	201.6%	140.4%	107.5%	60.9%
Plan fiduciary net position as a percentage of the total pension liability	74.7%	82.2%	86.9%	92.6%

Source: County Auditor's Office and the Ohio Public Employees Retirement System

State Teachers Retirement System

Fiscal year	<u>2019</u>	<u>2020</u>	<u>2021</u>	<u>2022</u>
County's proportion of the net pension liability	0.07557992%	0.07198992%	0.07145594%	0.06862033%
County's proportionate share of the net pension liability	\$ 16,714	\$ 17,419	\$ 9,136	\$ 15,254
County's covered payroll	\$ 8,873	\$ 8,688	\$ 8,817	\$ 8,832
County's proportionate share of the net pension liability as a percentage of its covered payroll	188.4%	200.5%	103.6%	172.7%
Plan fiduciary net position as a percentage of the total pension liability	77.4%	75.5%	87.8%	78.9%

Source: County Auditor's Office and the State Teachers Retirement System

Notes: ¹Last measurement date for Ohio Public Employees Retirement System is 2021.
The County implemented GASB Statement 68 in 2015.
The schedule is reported as of the measurement date of the net pension liability.



FRANKLIN COUNTY, OHIO

***Schedule of County Pension Contributions
Last Ten Years***

(Amounts in 000's)

Ohio Public Employees Retirement System

Year	<u>2013</u>	<u>2014</u>	<u>2015</u>	<u>2016</u>	<u>2017</u>
Contractually required contributions	\$ 38,426	\$ 35,824	\$ 36,870	\$ 38,370	\$ 42,639
Contributions in relation to the contractually required contribution	<u>38,426</u>	<u>35,824</u>	<u>36,870</u>	<u>38,370</u>	<u>42,639</u>
Contribution deficiency (excess)	<u>\$ -</u>	<u>\$ -</u>	<u>\$ -</u>	<u>\$ -</u>	<u>\$ -</u>
County's covered payroll	\$ 295,585	\$ 298,533	\$ 307,250	\$ 319,751	\$ 327,989
Contributions as a percentage of covered payroll	13.0%	12.0%	12.0%	12.0%	13.0%

Source: County Auditor's Office and the Ohio Public Employees Retirement System

State Teachers Retirement System

Fiscal year	<u>2013</u>	<u>2014</u>	<u>2015</u>	<u>2016</u>	<u>2017</u>
Contractually required contributions	\$ 1,250	\$ 1,233	\$ 1,265	\$ 1,263	\$ 1,262
Contributions in relation to the contractually required contribution	<u>1,250</u>	<u>1,233</u>	<u>1,265</u>	<u>1,263</u>	<u>1,262</u>
Contribution deficiency (excess)	<u>\$ -</u>	<u>\$ -</u>	<u>\$ -</u>	<u>\$ -</u>	<u>\$ -</u>
County's covered payroll	\$ 9,615	\$ 9,485	\$ 9,035	\$ 9,021	\$ 9,014
Contributions as a percentage of covered payroll	13.0%	13.0%	14.0%	14.0%	14.0%

Source: County Auditor's Office and the State Teachers Retirement System

Notes: The County implemented GASB Statement 68 in 2015.
The schedule is reported as of the measurement date of the net pension liability.

FRANKLIN COUNTY, OHIO

***Schedule of County Pension Contributions
Last Ten Years***

(Amounts in 000's)

Ohio Public Employees Retirement System

Year	<u>2018</u>	<u>2019</u>	<u>2020</u>	<u>2021</u>	<u>2022</u>
Contractually required contributions	\$ 47,507	\$ 46,719	\$ 50,065	\$ 50,696	\$ 53,020
Contributions in relation to the contractually required contribution	<u>47,507</u>	<u>46,719</u>	<u>50,065</u>	<u>50,696</u>	<u>53,020</u>
Contribution deficiency (excess)	<u>\$ -</u>	<u>\$ -</u>	<u>\$ -</u>	<u>\$ -</u>	<u>\$ -</u>
County's covered payroll	\$ 339,336	\$ 333,708	\$ 357,614	\$ 362,118	\$ 378,716
Contributions as a percentage of covered payroll	14.0%	14.0%	14.0%	14.0%	14.0%

Source: County Auditor's Office and the Ohio Public Employees Retirement System

State Teachers Retirement System

Fiscal year	<u>2018</u>	<u>2019</u>	<u>2020</u>	<u>2021</u>	<u>2022</u>
Contractually required contributions	\$ 1,250	\$ 1,224	\$ 1,266	\$ 1,247	\$ 1,261
Contributions in relation to the contractually required contribution	<u>1,250</u>	<u>1,224</u>	<u>1,266</u>	<u>1,247</u>	<u>1,261</u>
Contribution deficiency (excess)	<u>\$ -</u>	<u>\$ -</u>	<u>\$ -</u>	<u>\$ -</u>	<u>\$ -</u>
County's covered payroll	\$ 8,930	\$ 8,743	\$ 9,043	\$ 8,907	\$ 9,007
Contributions as a percentage of covered payroll	14.0%	14.0%	14.0%	14.0%	14.0%

Source: County Auditor's Office and the State Teachers Retirement System

FRANKLIN COUNTY, OHIO

Schedule of County's Proportionate Share of the Net Other Postemployment Benefits (OPEB) Liability (Asset) Last Six Years ***(Amounts in 000's)***

Ohio Public Employees Retirement System

Year	<u>2017</u>	<u>2018</u>	<u>2019</u>
County's proportion of the net OPEB liability (asset)	2.41868185%	2.43166342%	2.44858864%
County's proportionate share of the net OPEB liability (asset)	\$ 244,295	\$ 264,060	\$ 319,238
County's covered payroll	\$ 319,751	\$ 327,989	\$ 339,336
County's proportionate share of the net OPEB liability as a percentage of its covered payroll	76.4%	80.5%	94.1%
Plan fiduciary net position as a percentage of the total OPEB liability	54.5%	54.1%	46.3%

Source: County Auditor's Office and the Ohio Public Employees Retirement System

State Teachers Retirement System

Fiscal year	<u>2017</u>	<u>2018</u>	<u>2019</u>
County's proportion of the net OPEB liability (asset)	0.08127122%	0.07844498%	0.07557992%
County's proportionate share of the net OPEB liability (asset)	\$ 3,171	\$ (1,261)	\$ (1,252)
County's covered payroll	\$ 9,056	\$ 8,939	\$ 8,873
County's proportionate share of the net OPEB liability (asset) as a percentage of its covered payroll	35.0%	-14.1%	-14.1%
Plan fiduciary net position as a percentage of the total OPEB liability (asset)	47.1%	176.0%	174.7%

Source: County Auditor's Office and the State Teachers Retirement System

Notes: ¹ Last measurement date for Ohio Public Employees Retirement System is 2021.
 The County implemented GASB Statement 75 in 2018.
 Information prior to 2017 is not available. Schedule is intended to show information for ten years. Additional years will be displayed as they become available.
 The schedule is reported as of the measurement date of the net pension liability.

FRANKLIN COUNTY, OHIO

Schedule of County's Proportionate Share of the Net Other Postemployment Benefits (OPEB) Liability (Asset) Last Six Years ***(Amounts in 000's)***

Ohio Public Employees Retirement System

Year	<u>2020</u>	<u>2021</u>	<u>2022</u> ¹
County's proportion of the net OPEB liability (asset)	2.39250225%	2.54016065%	2.48068362%
County's proportionate share of the net OPEB liability (asset)	\$ 330,467	\$ (45,255)	\$ (77,699)
County's covered payroll	\$ 333,708	\$ 357,614	\$ 362,118
County's proportionate share of the net OPEB liability as a percentage of its covered payroll	99.0%	-12.7%	-21.5%
Plan fiduciary net position as a percentage of the total OPEB liability	47.8%	115.6%	128.2%

Source: County Auditor's Office and the Ohio Public Employees Retirement System

State Teachers Retirement System

Fiscal year	<u>2020</u>	<u>2021</u>	<u>2022</u>
County's proportion of the net OPEB liability (asset)	0.07198992%	0.07145594%	0.06862033%
County's proportionate share of the net OPEB liability (asset)	\$ (1,265)	\$ (1,507)	\$ (1,777)
County's covered payroll	\$ 8,688	\$ 8,817	\$ 8,832
County's proportionate share of the net OPEB liability (asset) as a percentage of its covered payroll	-14.6%	-17.1%	-20.1%
Plan fiduciary net position as a percentage of the total OPEB liability (asset)	182.1%	174.7%	230.7%

Source: County Auditor's Office and the State Teachers Retirement System

FRANKLIN COUNTY, OHIO

***Schedule of County's Other Postemployment Benefit (OPEB) Contributions
Last Ten Years***

(Amounts in 000's)

Ohio Public Employees Retirement System

Year	<u>2013</u>	<u>2014</u>	<u>2015</u>	<u>2016</u>	<u>2017</u>
Contractually required contributions	\$ 2,956	\$ 5,971	\$ 6,145	\$ 6,395	\$ 3,280
Contributions in relation to the contractually required contribution	<u>2,956</u>	<u>5,971</u>	<u>6,145</u>	<u>6,395</u>	<u>3,280</u>
Contribution deficiency (excess)	<u>\$ -</u>	<u>\$ -</u>	<u>\$ -</u>	<u>\$ -</u>	<u>\$ -</u>
County's covered payroll	\$ 295,585	\$ 298,533	\$ 307,250	\$ 319,751	\$ 327,989
Contributions as a percentage of covered payroll	1.0%	2.0%	2.0%	2.0%	1.0%

Source: County Auditor's Office and the Ohio Public Employees Retirement System

State Teachers Retirement System

Fiscal year	<u>2013</u>	<u>2014</u>	<u>2015</u>	<u>2016</u>	<u>2017</u>
Contractually required contributions	\$ 96	\$ 95	\$ -	\$ -	\$ -
Contributions in relation to the contractually required contribution	<u>96</u>	<u>95</u>	<u>-</u>	<u>-</u>	<u>-</u>
Contribution deficiency (excess)	<u>\$ -</u>	<u>\$ -</u>	<u>\$ -</u>	<u>\$ -</u>	<u>\$ -</u>
County's covered payroll	\$ 9,615	\$ 9,485	\$ 9,035	\$ 9,021	\$ 9,014
Contributions as a percentage of covered payroll	1.0%	1.0%	0.0%	0.0%	0.0%

Source: County Auditor's Office and the State Teachers Retirement System

Notes: The County implemented GASB Statement 75 in 2018.
The schedule is reported as of the measurement date of the net OPEB liability.

FRANKLIN COUNTY, OHIO

***Schedule of County's Other Postemployment Benefit (OPEB) Contributions
Last Ten Years***

(Amounts in 000's)

Ohio Public Employees Retirement System

Year	<u>2018</u>	<u>2019</u>	<u>2020</u>	<u>2021</u>	<u>2022</u>
Contractually required contributions	\$ -	\$ -	\$ -	\$ -	\$ -
Contributions in relation to the contractually required contribution	<u>-</u>	<u>-</u>	<u>-</u>	<u>-</u>	<u>-</u>
Contribution deficiency (excess)	<u>\$ -</u>	<u>\$ -</u>	<u>\$ -</u>	<u>\$ -</u>	<u>\$ -</u>
County's covered payroll	\$ 339,336	\$ 333,708	\$ 357,614	\$ 362,118	\$ 378,716
Contributions as a percentage of covered payroll	0.0%	0.0%	0.0%	0.0%	0.0%

Source: County Auditor's Office and the Ohio Public Employees Retirement System

State Teachers Retirement System

Fiscal year	<u>2018</u>	<u>2019</u>	<u>2020</u>	<u>2021</u>	<u>2022</u>
Contractually required contributions	\$ -	\$ -	\$ -	\$ -	\$ -
Contributions in relation to the contractually required contribution	<u>-</u>	<u>-</u>	<u>-</u>	<u>-</u>	<u>-</u>
Contribution deficiency (excess)	<u>\$ -</u>	<u>\$ -</u>	<u>\$ -</u>	<u>\$ -</u>	<u>\$ -</u>
County's covered payroll	\$ 8,930	\$ 8,743	\$ 9,043	\$ 8,907	\$ 9,007
Contributions as a percentage of covered payroll	0.0%	0.0%	0.0%	0.0%	0.0%

Source: County Auditor's Office and the State Teachers Retirement System

FRANKLIN COUNTY, OHIO

***Notes to the Required Supplementary Information
For the Year Ended December 31, 2022***

Ohio Public Employees Retirement System (OPERS)

Net Pension Liability

Changes in benefit terms: There were no changes in benefit terms for the period 2014 – 2021.

Changes in assumptions:

2014 – 2016: There were no changes in methods and assumptions used in the calculation of actuarial determined contributions.

2017: The following were the most significant changes of assumptions that affected total pension liability since the prior measurement date:

- Reduction in actuarial assumed rate of return from 8.0% to 7.5%
- Decrease in wage inflation from 3.75% to 3.25%
- Change in future salary increases from a range of 4.25% - 10.02% to 3.25% - 10.75%

2018: There were no changes in methods and assumptions used in the calculation of actuarial determined contributions.

2019: Reduction in actuarial assumed rate of return from 7.5% to 7.2%

2020: There were no changes in methods and assumptions used in the calculation of actuarial determined contributions.

2021: The cost-of-living adjustment for post-January 7, 2013 retirees changed from 1.4% to 0.5%.

2022: The following were the most significant changes of assumptions that affected total pension liability since the prior measurement date:

- Reduction in actuarial assumed rate of return from 7.2% to 6.9%
- Decrease in wage inflation from 3.25% to 2.75%
- Change in future salary increases from a range of 3.25% - 10.75% to 2.75% - 10.75%
- Change in cost-of-living adjustment for post-January 7, 2013 retirees from .05% to 3.0%

Net OPEB Liability/Asset

Changes in benefit terms: There were no changes in benefit terms for the period 2018 – 2019.

Changes in assumptions:

2018: The single discount rate changed from 4.23% to 3.85%.

2019: The following were the most significant changes of assumptions that affected total pension liability since the prior measurement date:

- Single discount rate changed from 3.85% to 3.96%
- Actuarial assumed rate of return was reduced from 6.5% to 6.0%
- Municipal bond rate increased from 3.31% to 3.71%
- Health care cost trend rate increased from 7.5% to 10.0%

FRANKLIN COUNTY, OHIO

***Notes to the Required Supplementary Information
For the Year Ended December 31, 2022***

Ohio Public Employees Retirement System (OPERS)

Net OPEB Liability/Asset

2020: The following were the most significant changes of assumptions that affected total pension liability since the prior measurement date:

- Single discount rate changed from 3.96% to 3.16%
- Municipal bond rate decreased from 3.71% to 2.75%
- Health care cost trend rate increased from 10.0% to 10.5%

2021: The following were the most significant changes of assumptions that affected total pension liability since the prior measurement date:

- The single discount rate changed from 3.16% to 6.0%
- The municipal bond rates changed from 2.75% to 2.0%
- The health care cost trend rate changed from 10.5 percent initial to 8.5% initial with 3.5% ultimate extended to 2035

2022: The following were the most significant changes of assumptions that affected total pension liability since the prior measurement date:

- Municipal bond rate decreased from 2.0% to 1.84%
- Decrease in wage inflation from 3.25% to 2.75%
- Change in future salary increases from a range of 3.25% - 10.75% to 2.75% - 10.75%
- Health care cost trend rate changed from 8.5 percent initial with 3.5% ultimate extended to 2035 to 5.5% initial with 3.5% ultimate in 2034

State Teachers Retirement System (STRS)

Net Pension Liability

Changes in assumptions:

2021: The investment and discount rate of return changed from 7.45% to 7.0%.

Net OPEB Liability/Asset

Changes in assumptions:

2021: The investment and discount rate of return changed from 7.45% to 7.0%.

2022: Health care cost trend rate changed from 5.0% – 6.5% initial with 4.0% ultimate to 7.5% - 9.0% initial with 3.9% ultimate



**Combining and Individual Fund
Statements and Schedules**

FRANKLIN COUNTY, OHIO

Nonmajor Governmental Funds

Nonmajor Special Revenue Funds

The special revenue funds are used to account for proceeds of specific revenue sources (other than debt service, capital projects, or enterprise funds) that are legally restricted to expenditures for specified purposes. A description of the nonmajor special revenue funds follows:

Public Assistance – This fund accounts for public assistance funding. Expenditures are restricted to provide job training and public assistance to qualified clients to pay their medical assistance providers and for certain public social services.

Motor Vehicle and Gasoline Tax – This fund accounts for revenue derived from taxes on gasoline and motor vehicle licenses. State law restricts expenditure of these funds to road and bridge maintenance and construction.

Senior Services – This fund accounts for the property taxes and grants spent for programs benefiting senior citizens.

Zoological Park – This fund accounts for the property taxes for the Columbus Zoo.

Child Support Enforcement – This fund accounts for the administration of the collection and distribution of voluntary and court-ordered child support payments.

Real Estate Assessment – This fund accounts for activities related to the appraisal of real property for tax purposes, and periodic county-wide revaluation. Funding is provided through charges to the various political subdivisions during the distribution of their property tax revenue.

Additional special revenue funds are listed below:

- Convention Center Lease (The Balance Sheet is not presented because there are no assets or liabilities at year end.)
- Justice Policy and Programs
- Economic Development and Planning
- Dog and Kennel
- Certificate of Title Administration (Budgetary only)
- Wireless Enhanced 9-1-1
- Domestic and Juvenile Court Grants
- Adult Probation and Community Corrections
- Emergency Management Agency
- Recorder Equipment (Budgetary only)
- Other Special Revenue Funds

Nonmajor Debt Service Funds

The debt service funds are used to account for the accumulation of governmental resources and payment of principal and interest on long-term debt. Debt service funds are as follows:

- General Bond Retirement
- Stadium Debt Service
- Sales Tax Debt Service

Nonmajor Capital Projects Funds

The capital projects funds are used to account for the financial resources used for the acquisition, construction or renovation of facilities (other than those financed by the enterprise funds). Following are descriptions of the nonmajor capital project funds:

County Justice Information System – This fund accounts for costs associated with providing a case management system that will allow attorneys to file petitions and other documents electronically through the internet.

Network Infrastructure – This fund accounts for costs associated with capital expenditures for purchases and improvements to network related initiatives.

Public Safety Center – This fund accounts for costs associated with the design and construction of the Public Safety Center facility.

Corrections Center – This fund accounts for costs associated with the design and construction of the Corrections Center facility.

Other Capital Projects – This fund accounts for miscellaneous capital projects including facility renovations.

FRANKLIN COUNTY, OHIO

**Combining Balance Sheet
Nonmajor Governmental Funds
December 31, 2022**

(Amounts in 000's)

	Nonmajor Special Revenue Funds	Nonmajor Debt Service Funds	Nonmajor Capital Projects Funds	Total
Assets:				
Equity with County Treasurer	\$ 193,833	\$ 819	\$ 58,133	\$ 252,785
Cash and investments in segregated accounts	2,849	68	-	2,917
Property taxes receivable, net	65,917	-	-	65,917
Accounts receivable	1,562	-	-	1,562
Due from other funds	152	-	-	152
Due from other governments	49,708	-	-	49,708
Leases receivable	-	17,089	-	17,089
Loans receivable, net	2,615	-	-	2,615
Inventories	2,917	-	-	2,917
Total assets	<u>\$ 319,553</u>	<u>\$ 17,976</u>	<u>\$ 58,133</u>	<u>\$ 395,662</u>
Liabilities, deferred inflows of resources, and fund balances:				
Liabilities:				
Accrued wages	\$ 3,943	\$ -	\$ -	\$ 3,943
Accounts payable	29,989	-	2,899	32,888
Matured bonds and interest payable	-	661	-	661
Due to other funds	722	-	-	722
Unearned revenue	5,834	-	-	5,834
Advances from other funds	3,982	-	135	4,117
Total liabilities	<u>44,470</u>	<u>661</u>	<u>3,034</u>	<u>48,165</u>
Deferred inflows of resources:				
Property taxes	65,634	-	-	65,634
Leases	-	16,349	-	16,349
Unavailable revenue	29,799	-	-	29,799
Total deferred inflows of resources	<u>95,433</u>	<u>16,349</u>	<u>-</u>	<u>111,782</u>
Fund balances:				
Nonspendable	2,917	-	-	2,917
Restricted	176,583	913	27	177,523
Committed	150	-	55,167	55,317
Assigned	-	68	-	68
Unassigned	-	(15)	(95)	(110)
Total fund balances	<u>179,650</u>	<u>966</u>	<u>55,099</u>	<u>235,715</u>
Total liabilities, deferred inflows of resources, and fund balances	<u>\$ 319,553</u>	<u>\$ 17,976</u>	<u>\$ 58,133</u>	<u>\$ 395,662</u>

FRANKLIN COUNTY, OHIO

**Combining Balance Sheet
Nonmajor Special Revenue Funds
December 31, 2022**

(Amounts in 000's)

	Public Assistance	Motor Vehicle and Gasoline Tax	Senior Services	Zoological Park
Assets:				
Equity with County Treasurer	\$ 20,843	\$ 8,396	\$ 84,235	\$ 13,729
Cash and investments in segregated accounts	-	-	-	-
Property taxes receivable, net	-	-	47,044	18,873
Accounts receivable	29	892	260	-
Due from other funds	-	3	-	-
Due from other governments	11,955	26,278	1,775	892
Loans receivable, net	-	-	-	-
Inventories	46	2,261	3	-
Total assets	\$ 32,873	\$ 37,830	\$ 133,317	\$ 33,494
 Liabilities, deferred inflows of resources, and fund balances:				
Liabilities:				
Accrued wages	\$ 1,263	\$ 928	\$ 265	\$ -
Accounts payable	6,689	2,313	2,719	13,465
Due to other funds	12	311	10	-
Unearned revenue	927	-	-	-
Advances from other funds	110	-	-	-
Total liabilities	9,001	3,552	2,994	13,465
 Deferred inflows of resources:				
Property taxes	-	-	46,847	18,787
Unavailable revenue	4,186	18,618	2,538	1,242
Total deferred inflows of resources	4,186	18,618	49,385	20,029
 Fund balances:				
Nonspendable	46	2,261	3	-
Restricted	19,640	13,399	80,935	-
Committed	-	-	-	-
Total fund balances	19,686	15,660	80,938	-
 Total liabilities, deferred inflows of resources, and fund balances				
	\$ 32,873	\$ 37,830	\$ 133,317	\$ 33,494

(Continued on next page)

FRANKLIN COUNTY, OHIO

**Combining Balance Sheet
Nonmajor Special Revenue Funds
December 31, 2022**

(Amounts in 000's)

	Child Support Enforcement	Real Estate Assessment	Justice Policy and Programs	Economic Development and Planning
Assets:				
Equity with County Treasurer	\$ 2,844	\$ 12,724	\$ 3,644	\$ 659
Cash and investments in segregated accounts	-	-	-	-
Property taxes receivable, net	-	-	-	-
Accounts receivable	1	-	-	-
Due from other funds	-	-	-	-
Due from other governments	-	-	681	332
Loans receivable, net	-	-	-	2,615
Inventories	6	19	64	-
Total assets	\$ 2,851	\$ 12,743	\$ 4,389	\$ 3,606
Liabilities, deferred inflows of resources, and fund balances:				
Liabilities:				
Accrued wages	\$ 516	\$ 304	\$ 72	\$ 6
Accounts payable	23	1,439	552	326
Due to other funds	290	53	3	-
Unearned revenue	-	-	801	2,615
Advances from other funds	-	-	-	-
Total liabilities	829	1,796	1,428	2,947
Deferred inflows of resources:				
Property taxes	-	-	-	-
Unavailable revenue	-	-	451	255
Total deferred inflows of resources	-	-	451	255
Fund balances:				
Nonspendable	6	19	64	-
Restricted	2,016	10,928	2,446	404
Committed	-	-	-	-
Total fund balances	2,022	10,947	2,510	404
Total liabilities, deferred inflows of resources, and fund balances				
	\$ 2,851	\$ 12,743	\$ 4,389	\$ 3,606

(Continued on next page)

FRANKLIN COUNTY, OHIO

**Combining Balance Sheet
Nonmajor Special Revenue Funds
December 31, 2022**

(Amounts in 000's)

	Dog and Kennel	Wireless Enhanced 9-1-1	Domestic and Juvenile Court Grants	Adult Probation and Community Corrections
Assets:				
Equity with County Treasurer	\$ 3,438	\$ 1,875	\$ 7,610	\$ 1,403
Cash and investments in segregated accounts	1	-	-	-
Property taxes receivable, net	-	-	-	-
Accounts receivable	5	-	-	3
Due from other funds	-	-	-	-
Due from other governments	-	422	2,141	-
Loans receivable, net	-	-	-	-
Inventories	118	-	-	-
Total assets	\$ 3,562	\$ 2,297	\$ 9,751	\$ 1,406
 Liabilities, deferred inflows of resources, and fund balances:				
Liabilities:				
Accrued wages	\$ 152	\$ -	\$ 41	\$ 85
Accounts payable	197	133	603	115
Due to other funds	2	-	28	-
Unearned revenue	1,491	-	-	-
Advances from other funds	-	-	-	-
Total liabilities	1,842	133	672	200
 Deferred inflows of resources:				
Property taxes	-	-	-	-
Unavailable revenue	-	229	2,051	-
Total deferred inflows of resources	-	229	2,051	-
 Fund balances:				
Nonspendable	118	-	-	-
Restricted	1,602	1,935	7,028	1,206
Committed	-	-	-	-
Total fund balances	1,720	1,935	7,028	1,206
 Total liabilities, deferred inflows of resources, and fund balances				
	\$ 3,562	\$ 2,297	\$ 9,751	\$ 1,406

(Continued on next page)

FRANKLIN COUNTY, OHIO

**Combining Balance Sheet
Nonmajor Special Revenue Funds
December 31, 2022**

(Amounts in 000's)

	Emergency Management Agency	Other Special Revenue	Total
Assets:			
Equity with County Treasurer	\$ 2,847	\$ 29,586	\$ 193,833
Cash and investments in segregated accounts	-	2,848	2,849
Property taxes receivable, net	-	-	65,917
Accounts receivable	74	298	1,562
Due from other funds	100	49	152
Due from other governments	180	5,052	49,708
Loans receivable, net	-	-	2,615
Inventories	228	172	2,917
Total assets	\$ 3,429	\$ 38,005	\$ 319,553
 Liabilities, deferred inflows of resources, and fund balances:			
Liabilities:			
Accrued wages	\$ 44	\$ 267	\$ 3,943
Accounts payable	380	1,035	29,989
Due to other funds	4	9	722
Unearned revenue	-	-	5,834
Advances from other funds	-	3,872	3,982
Total liabilities	428	5,183	44,470
 Deferred inflows of resources:			
Property taxes	-	-	65,634
Unavailable revenue	190	39	29,799
Total deferred inflows of resources	190	39	95,433
 Fund balances:			
Nonspendable	228	172	2,917
Restricted	2,583	32,461	176,583
Committed	-	150	150
Total fund balances	2,811	32,783	179,650
 Total liabilities, deferred inflows of resources, and fund balances			
	\$ 3,429	\$ 38,005	\$ 319,553

FRANKLIN COUNTY, OHIO

**Combining Balance Sheet
Nonmajor Debt Service Funds
December 31, 2022**

(Amounts in 000's)

	General Bond Retirement	Stadium Debt Service	Sales Tax Debt Service	Total
Assets:				
Equity with County Treasurer	\$ 646	\$ 173	\$ -	\$ 819
Cash and investments in segregated accounts	-	-	68	68
Leases receivable	-	17,089	-	17,089
Total assets	\$ 646	\$ 17,262	\$ 68	\$ 17,976
 Liabilities, deferred inflows of resources, and fund balances:				
Liabilities:				
Matured bonds and interest payable	\$ 661	\$ -	\$ -	\$ 661
Total liabilities	661	-	-	661
 Deferred inflows of resources:				
Leases	-	16,349	-	16,349
Total deferred inflows of resources	-	16,349	-	16,349
 Fund balances:				
Restricted	-	913	-	913
Assigned	-	-	68	68
Unassigned	(15)	-	-	(15)
Total fund balance	(15)	913	68	966
Total liabilities, deferred inflows of resources, and fund balance	\$ 646	\$ 17,262	\$ 68	\$ 17,976

FRANKLIN COUNTY, OHIO

**Combining Balance Sheet
Nonmajor Capital Projects Funds
December 31, 2022**

(Amounts in 000's)

	County Justice Information System	Network Infrastructure	Public Safety Center	Corrections Center
Assets:				
Equity with County Treasurer	\$ 12,131	\$ 4,970	\$ 20,874	\$ 27
Total assets	\$ 12,131	\$ 4,970	\$ 20,874	\$ 27
 Liabilities, deferred inflows of resources, and fund balances:				
Liabilities:				
Accounts payable	\$ 483	\$ 795	\$ 1,349	\$ -
Advances from other funds	-	-	-	-
Total liabilities	483	795	1,349	-
 Deferred inflows of resources:				
Total deferred inflows of resources	-	-	-	-
 Fund balances:				
Restricted	-	-	-	27
Committed	11,648	4,175	19,525	-
Unassigned	-	-	-	-
Total fund balances	11,648	4,175	19,525	27
 Total liabilities, deferred inflows of resources, and fund balances				
	\$ 12,131	\$ 4,970	\$ 20,874	\$ 27

(Continued on next page)

FRANKLIN COUNTY, OHIO

**Combining Balance Sheet
Nonmajor Capital Projects Funds
December 31, 2022**

(Amounts in 000's)

	Other Capital Projects	Total
	<u> </u>	<u> </u>
Assets:		
Equity with County Treasurer	\$ 20,131	\$ 58,133
Total assets	<u>\$ 20,131</u>	<u>\$ 58,133</u>
Liabilities, deferred inflows of resources, and fund balances:		
Liabilities:		
Accounts payable	\$ 272	\$ 2,899
Advances from other funds	135	135
Total liabilities	<u>407</u>	<u>3,034</u>
Deferred inflows of resources:		
Total deferred inflows of resources	<u>-</u>	<u>-</u>
Fund balances:		
Restricted	-	27
Committed	19,819	55,167
Unassigned	(95)	(95)
Total fund balances	<u>19,724</u>	<u>55,099</u>
Total liabilities, deferred inflows of resources, and fund balances	<u>\$ 20,131</u>	<u>\$ 58,133</u>

FRANKLIN COUNTY, OHIO

**Combining Statement of Revenues, Expenditures and Changes in Fund Balance
Nonmajor Governmental Funds
For The Year Ended December 31, 2022**

(Amounts in 000's)

	Nonmajor Special Revenue Funds	Nonmajor Debt Service Funds	Nonmajor Capital Projects Funds	Total
Revenues:				
Property taxes	\$ 65,435	\$ -	\$ -	\$ 65,435
Licenses and permits	2,163	-	-	2,163
Fees and charges for services	49,941	-	-	49,941
Fines and forfeitures	2,224	-	-	2,224
Intergovernmental	227,500	-	138	227,638
Investment income	319	67	133	519
Other	7,357	3,189	35	10,581
Total revenues	<u>354,939</u>	<u>3,256</u>	<u>306</u>	<u>358,501</u>
Expenditures:				
Current:				
General government	30,251	-	-	30,251
Judicial	6,166	-	-	6,166
Public safety	30,773	-	-	30,773
Human services	173,840	-	-	173,840
Health	266	-	-	266
Public works	70,201	-	-	70,201
Conservation and recreation	20,429	-	-	20,429
Community development	2,613	-	-	2,613
Capital outlays	-	-	61,320	61,320
Debt service:				
Principal retirement	1,582	21,310	-	22,892
Interest charges	828	17,094	-	17,922
Intergovernmental grants	36,436	-	-	36,436
Total expenditures	<u>373,385</u>	<u>38,404</u>	<u>61,320</u>	<u>473,109</u>
Excess (deficiency) of revenues over (under) expenditures	(18,446)	(35,148)	(61,014)	(114,608)
Other financing sources (uses):				
Transfers in	20,345	35,449	8,000	63,794
Transfers out	(187)	-	-	(187)
Issuance of debt	364	-	-	364
Sale of capital assets	11	-	-	11
Total other financing sources (uses)	<u>20,533</u>	<u>35,449</u>	<u>8,000</u>	<u>63,982</u>
Net change in fund balances	2,087	301	(53,014)	(50,626)
Fund balances - beginning	177,563	665	108,113	286,341
Fund balances - ending	<u>\$ 179,650</u>	<u>\$ 966</u>	<u>\$ 55,099</u>	<u>\$ 235,715</u>

FRANKLIN COUNTY, OHIO

**Combining Statement of Revenues, Expenditures and Changes in Fund Balance
Nonmajor Special Revenue Funds
For the Year Ended December 31, 2022**

(Amounts in 000's)

	Public Assistance	Motor Vehicle and Gasoline Tax	Senior Services	Zoological Park
Revenues:				
Property taxes	\$ -	\$ -	\$ 46,780	\$ 18,655
Licenses and permits	-	103	-	-
Fees and charges for services	-	9,635	646	-
Fines and forfeitures	-	251	-	-
Intergovernmental	105,996	52,380	5,377	1,774
Investment income	-	126	-	-
Other	1,234	741	282	-
Total revenues	107,230	63,236	53,085	20,429
Expenditures:				
Current:				
General government	-	-	-	-
Judicial	-	-	-	-
Public safety	-	-	-	-
Human services	109,481	-	41,745	-
Health	-	-	-	-
Public works	-	67,673	-	-
Conservation and recreation	-	-	-	20,429
Community development	-	-	-	-
Debt service:				
Principal retirement	1,295	287	-	-
Interest charges	828	-	-	-
Intergovernmental grants	-	-	377	-
Total expenditures	111,604	67,960	42,122	20,429
Excess (deficiency) of revenues over (under) expenditures	(4,374)	(4,724)	10,963	-
Other financing sources (uses):				
Transfers in	8,222	-	-	-
Transfers out	-	(187)	-	-
Issuance of debt	-	364	-	-
Sale of capital assets	-	11	-	-
Total other financing sources (uses)	8,222	188	-	-
Net change in fund balances	3,848	(4,536)	10,963	-
Fund balances - beginning	15,838	20,196	69,975	-
Fund balances - ending	\$ 19,686	\$ 15,660	\$ 80,938	\$ -

(Continued on next page)

FRANKLIN COUNTY, OHIO

***Combining Statement of Revenues, Expenditures and Changes in Fund Balance
Nonmajor Special Revenue Funds
For the Year Ended December 31, 2022***

(Amounts in 000's)

	Child Support Enforcement	Real Estate Assessment	Convention Center Lease	Justice Policy and Programs
Revenues:				
Property taxes	\$ -	\$ -	\$ -	\$ -
Licenses and permits	-	-	-	-
Fees and charges for services	2,667	18,116	-	500
Fines and forfeitures	-	-	-	-
Intergovernmental	15,986	-	-	4,760
Investment income	-	-	-	9
Other	34	-	3,479	83
Total revenues	18,687	18,116	3,479	5,352
Expenditures:				
Current:				
General government	-	20,507	3,479	-
Judicial	-	-	-	-
Public safety	-	-	-	4,061
Human services	21,700	-	-	914
Health	-	-	-	-
Public works	-	-	-	-
Conservation and recreation	-	-	-	-
Community development	-	-	-	-
Debt service:				
Principal retirement	-	-	-	-
Interest charges	-	-	-	-
Intergovernmental grants	-	-	-	2,186
Total expenditures	21,700	20,507	3,479	7,161
Excess (deficiency) of revenues over (under) expenditures	(3,013)	(2,391)	-	(1,809)
Other financing sources (uses):				
Transfers in	2,732	-	-	2,582
Transfers out	-	-	-	-
Issuance of debt	-	-	-	-
Sale of capital assets	-	-	-	-
Total other financing sources (uses)	2,732	-	-	2,582
Net change in fund balances	(281)	(2,391)	-	773
Fund balances - beginning	2,303	13,338	-	1,737
Fund balances - ending	\$ 2,022	\$ 10,947	\$ -	\$ 2,510

(Continued on next page)

FRANKLIN COUNTY, OHIO

**Combining Statement of Revenues, Expenditures and Changes in Fund Balance
Nonmajor Special Revenue Funds
For the Year Ended December 31, 2022**

(Amounts in 000's)

	Economic Development and Planning	Dog and Kennel	Wireless Enhanced 9-1-1	Domestic and Juvenile Court Grants
Revenues:				
Property taxes	\$ -	\$ -	\$ -	\$ -
Licenses and permits	-	1,690	-	-
Fees and charges for services	139	320	-	-
Fines and forfeitures	-	191	-	-
Intergovernmental	3,135	-	2,573	3,522
Investment income	-	-	-	-
Other	1	223	-	15
Total revenues	<u>3,275</u>	<u>2,424</u>	<u>2,573</u>	<u>3,537</u>
Expenditures:				
Current:				
General government	-	-	-	-
Judicial	-	-	-	-
Public safety	-	6,533	109	4,167
Human services	-	-	-	-
Health	-	-	-	-
Public works	-	-	-	-
Conservation and recreation	-	-	-	-
Community development	2,613	-	-	-
Debt service:				
Principal retirement	-	-	-	-
Interest charges	-	-	-	-
Intergovernmental grants	174	-	2,478	-
Total expenditures	<u>2,787</u>	<u>6,533</u>	<u>2,587</u>	<u>4,167</u>
Excess (deficiency) of revenues over (under) expenditures	488	(4,109)	(14)	(630)
Other financing sources (uses):				
Transfers in	-	2,970	-	1,000
Transfers out	-	-	-	-
Issuance of debt	-	-	-	-
Sale of capital assets	-	-	-	-
Total other financing sources (uses)	<u>-</u>	<u>2,970</u>	<u>-</u>	<u>1,000</u>
Net change in fund balances	488	(1,139)	(14)	370
Fund balances - beginning	(84)	2,859	1,949	6,658
Fund balances - ending	<u>\$ 404</u>	<u>\$ 1,720</u>	<u>\$ 1,935</u>	<u>\$ 7,028</u>

(Continued on next page)

FRANKLIN COUNTY, OHIO

***Combining Statement of Revenues, Expenditures and Changes in Fund Balance
Nonmajor Special Revenue Funds
For the Year Ended December 31, 2022***

(Amounts in 000's)

	Adult Probation and Community Corrections	Emergency Management Agency	Other Special Revenue	Total
Revenues:				
Property taxes	\$ -	\$ -	\$ -	\$ 65,435
Licenses and permits	-	-	370	2,163
Fees and charges for services	49	1,988	15,881	49,941
Fines and forfeitures	-	-	1,782	2,224
Intergovernmental	2,701	1,649	27,647	227,500
Investment income	-	-	184	319
Other	-	266	999	7,357
Total revenues	<u>2,750</u>	<u>3,903</u>	<u>46,863</u>	<u>354,939</u>
Expenditures:				
Current:				
General government	-	-	6,265	30,251
Judicial	-	-	6,166	6,166
Public safety	3,900	5,322	6,681	30,773
Human services	-	-	-	173,840
Health	-	-	266	266
Public works	-	-	2,528	70,201
Conservation and recreation	-	-	-	20,429
Community development	-	-	-	2,613
Debt service:				
Principal retirement	-	-	-	1,582
Interest charges	-	-	-	828
Intergovernmental grants	-	699	30,522	36,436
Total expenditures	<u>3,900</u>	<u>6,021</u>	<u>52,428</u>	<u>373,385</u>
Excess (deficiency) of revenues over (under) expenditures	(1,150)	(2,118)	(5,565)	(18,446)
Other financing sources (uses):				
Transfers in	-	310	2,529	20,345
Transfers out	-	-	-	(187)
Issuance of debt	-	-	-	364
Sale of capital assets	-	-	-	11
Total other financing sources (uses)	<u>-</u>	<u>310</u>	<u>2,529</u>	<u>20,533</u>
Net change in fund balances	(1,150)	(1,808)	(3,036)	2,087
Fund balances - beginning	2,356	4,619	35,819	177,563
Fund balances - ending	<u>\$ 1,206</u>	<u>\$ 2,811</u>	<u>\$ 32,783</u>	<u>\$ 179,650</u>

FRANKLIN COUNTY, OHIO

**Combining Statement of Revenues, Expenditures and Changes in Fund Balance
Nonmajor Debt Service Funds
For the Year Ended December 31, 2022**

(Amounts in 000's)

	General Bond Retirement	Stadium Debt Service	Sales Tax Debt Service	Total
Revenues:				
Investment income	\$ -	\$ -	\$ 67	\$ 67
Other	756	2,433	-	3,189
Total revenues	756	2,433	67	3,256
Expenditures:				
Debt service:				
Principal retirement	16,085	1,175	4,050	21,310
Interest charges	5,994	913	10,187	17,094
Total expenditures	22,079	2,088	14,237	38,404
Excess (deficiency) of revenues over (under) expenditures	(21,323)	345	(14,170)	(35,148)
Other financing sources (uses):				
Transfers in	21,212	-	14,237	35,449
Total other financing sources (uses)	21,212	-	14,237	35,449
Net change in fund balance	(111)	345	67	301
Fund balance - beginning	96	568	1	665
Fund balance - ending	\$ (15)	\$ 913	\$ 68	\$ 966

FRANKLIN COUNTY, OHIO

***Combining Statement of Revenues, Expenditures and Changes in Fund Balance
Nonmajor Capital Projects Funds
For the Year Ended December 31, 2022***

(Amounts in 000's)

	County Justice Information System	Network Infrastructure	Public Safety Center	Corrections Center
Revenues:				
Intergovernmental	\$ -	\$ -	\$ -	\$ -
Investment income	-	-	-	16
Other	-	-	20	-
Total revenues	-	-	20	16
Expenditures:				
Capital outlays	2,778	1,350	48,478	2,704
Total expenditures	2,778	1,350	48,478	2,704
Excess (deficiency) of revenues over (under) expenditures	(2,778)	(1,350)	(48,458)	(2,688)
Other financing sources (uses):				
Transfers in	5,000	2,000	-	-
Total other financing sources (uses)	5,000	2,000	-	-
Net change in fund balances	2,222	650	(48,458)	(2,688)
Fund balances - beginning	9,426	3,525	67,983	2,715
Fund balances - ending	\$ 11,648	\$ 4,175	\$ 19,525	\$ 27

(Continued on next page)

FRANKLIN COUNTY, OHIO

***Combining Statement of Revenues, Expenditures and Changes in Fund Balance
Nonmajor Capital Projects Funds
For the Year Ended December 31, 2022***

(Amounts in 000's)

	Other Capital Projects	Total
Revenues:		
Intergovernmental	\$ 138	\$ 138
Investment income	117	133
Other	15	35
Total revenues	<u>270</u>	<u>306</u>
Expenditures:		
Capital outlays	<u>6,010</u>	<u>61,320</u>
Total expenditures	<u>6,010</u>	<u>61,320</u>
Excess (deficiency) of revenues over (under) expenditures	(5,740)	(61,014)
Other financing sources (uses):		
Transfers in	<u>1,000</u>	<u>8,000</u>
Total other financing sources (uses)	<u>1,000</u>	<u>8,000</u>
Net change in fund balances	(4,740)	(53,014)
Fund balances - beginning	24,464	108,113
Fund balances - ending	<u>\$ 19,724</u>	<u>\$ 55,099</u>

FRANKLIN COUNTY, OHIO

***Schedule of Revenues, Expenditures and Changes in
Fund Balance – Budget and Actual (Non-GAAP Budgetary Basis)
Major Funds – General Fund
For the Year Ended December 31, 2022***

(Amounts in 000's)

	Budgeted Amounts			Variance with Final Budget Positive (Negative)
	Original	Final	Actual Amounts	
Revenues:				
Sales tax	\$ 340,057	\$ 388,733	\$ 388,733	\$ -
Property taxes	64,241	64,382	68,975	4,593
Licenses and permits	838	838	1,079	241
Fees and charges for services	50,904	53,204	54,307	1,103
Fines and forfeitures	1,020	1,020	1,720	700
Intergovernmental	96,820	126,912	109,023	(17,889)
Investment income	9,465	9,465	14,590	5,125
Other	2,813	2,813	3,752	939
Total revenues	566,158	647,367	642,179	(5,188)
Expenditures:				
Current:				
General government				
Commissioners				
Personal services	6,272	3,916	3,607	309
Fringe benefits	1,849	1,876	1,349	527
Materials and services	7,409	10,925	10,433	492
Capital outlays	100	100	-	100
Contingencies	15,000	-	-	-
Total commissioners	30,630	16,817	15,389	1,428
General services				
Personal services	1,924	1,987	1,892	95
Fringe benefits	992	1,002	883	119
Materials and services	4,306	4,292	4,001	291
Capital outlays	120	308	265	43
Total general services	7,342	7,589	7,041	548
Public facilities management				
Personal services	7,477	6,624	6,446	178
Fringe benefits	4,633	3,957	3,575	382
Materials and services	17,798	15,432	15,309	123
Grants	-	2,280	2,278	2
Capital outlays	327	327	211	116
Total public facilities management	30,235	28,620	27,819	801
Fleet management				
Capital outlays	1,216	1,216	1,066	150
Total fleet management	1,216	1,216	1,066	150

(Continued on next page)

FRANKLIN COUNTY, OHIO

***Schedule of Revenues, Expenditures and Changes in
Fund Balance – Budget and Actual (Non-GAAP Budgetary Basis)
Major Funds – General Fund
For the Year Ended December 31, 2022***

(Amounts in 000's)

	Budgeted Amounts		Actual Amounts	Variance with Final Budget Positive (Negative)
	Original	Final		
Human resources				
Personal services	974	1,072	1,067	5
Fringe benefits	504	489	465	24
Materials and services	1,212	1,197	902	295
Total human resources	2,690	2,758	2,434	324
Community partnerships				
Personal services	133	139	100	39
Fringe benefits	60	61	40	21
Materials and services	3	3	-	3
Grants	15,859	17,384	17,298	86
Total community partnerships	16,055	17,587	17,438	149
Auditor				
Personal services	1,845	1,886	1,852	34
Fringe benefits	814	820	783	37
Materials and services	1,127	1,135	1,131	4
Total auditor	3,786	3,841	3,766	75
Data center				
Personal services	6,044	6,921	6,850	71
Fringe benefits	2,400	2,625	2,551	74
Materials and services	10,637	8,907	8,475	432
Total data center	19,081	18,453	17,876	577
Recorder				
Personal services	2,204	2,332	2,245	87
Fringe benefits	1,245	1,266	1,153	113
Materials and services	111	111	56	55
Total recorder	3,560	3,709	3,454	255
Treasurer				
Personal services	1,591	1,659	1,532	127
Fringe benefits	752	763	727	36
Materials and services	1,381	1,381	844	537
Capital outlays	6	6	6	-
Total treasurer	3,730	3,809	3,109	700
Board of elections				
Personal services	6,069	7,850	7,731	119
Fringe benefits	1,858	1,884	1,875	9
Materials and services	3,292	3,632	3,598	34
Capital outlays	15	15	-	15
Total board of elections	11,234	13,381	13,204	177

(Continued on next page)

FRANKLIN COUNTY, OHIO

***Schedule of Revenues, Expenditures and Changes in
Fund Balance – Budget and Actual (Non-GAAP Budgetary Basis)
Major Funds – General Fund
For the Year Ended December 31, 2022***

(Amounts in 000's)

	Budgeted Amounts		Actual Amounts	Variance with Final Budget Positive (Negative)
	Original	Final		
Commissioners - risk management				
Materials and services	4,000	4,075	3,254	821
Total commissioners-risk management	4,000	4,075	3,254	821
American Rescue Plan Act - payroll reimbursement				
Personal services-vaccine incentive	-	299	299	-
Personal services-premium pay	-	5,363	5,362	1
Personal services-retention	-	4,200	4,200	-
Total American Rescue Plan Act - payroll reimbursement	-	9,862	9,861	1
Total general government	133,559	131,717	125,711	6,006
Judicial				
Prosecuting attorney				
Personal services	15,259	16,097	15,648	449
Fringe benefits	6,745	6,918	5,988	930
Materials and services	957	1,389	1,261	128
Total prosecuting attorney	22,961	24,404	22,897	1,507
Court of appeals				
Materials and services	375	375	256	119
Total court of appeals	375	375	256	119
Common pleas court				
Personal services	14,631	15,520	15,467	53
Fringe benefits	7,099	7,217	6,866	351
Materials and services	7,693	5,338	4,504	834
Capital outlays	2,550	3,101	1,640	1,461
Total common pleas court	31,973	31,176	28,477	2,699
Domestic and juvenile court				
Personal services	19,903	21,757	21,159	598
Fringe benefits	10,730	10,032	9,027	1,005
Materials and services	17,205	11,170	10,399	771
Capital outlays	147	147	140	7
Total domestic and juvenile court	47,985	43,106	40,725	2,381
Probate court				
Personal services	3,347	3,581	3,572	9
Fringe benefits	1,717	1,756	1,705	51
Materials and services	708	708	425	283
Total probate court	5,772	6,045	5,702	343

(Continued on next page)

FRANKLIN COUNTY, OHIO

***Schedule of Revenues, Expenditures and Changes in
Fund Balance – Budget and Actual (Non-GAAP Budgetary Basis)
Major Funds – General Fund
For the Year Ended December 31, 2022***

(Amounts in 000's)

	Budgeted Amounts		Actual Amounts	Variance with Final Budget Positive (Negative)
	Original	Final		
Clerk of courts				
Personal services	6,146	5,825	5,635	190
Fringe benefits	3,690	3,219	2,892	327
Materials and services	942	942	499	443
Capital outlays	4	4	-	4
Total clerk of courts	10,782	9,990	9,026	964
Municipal court				
Personal services	659	671	655	16
Fringe benefits	199	201	198	3
Materials and services	1,419	1,419	1,124	295
Total municipal court	2,277	2,291	1,977	314
Municipal court clerk				
Personal services	50	50	50	-
Fringe benefits	14	14	14	-
Materials and services	52	52	21	31
Total municipal court clerk	116	116	85	31
Public defender				
Personal services	10,064	10,513	10,181	332
Fringe benefits	4,347	4,453	4,264	189
Materials and services	1,886	1,850	1,625	225
Capital outlays	74	86	85	1
Total public defender	16,371	16,902	16,155	747
Total judicial	138,612	134,405	125,300	9,105
Public safety				
Coroner				
Personal services	4,404	4,870	4,690	180
Fringe benefits	1,721	1,646	1,536	110
Materials and services	1,409	2,734	2,365	369
Capital outlays	78	78	71	7
Total coroner	7,612	9,328	8,662	666
Sheriff				
Personal services	102,424	107,193	107,181	12
Fringe benefits	44,233	42,750	42,408	342
Materials and services	30,407	26,532	26,270	262
Capital outlays	620	702	208	494
Contingencies	400	322	-	322
Total sheriff	178,084	177,499	176,067	1,432

(Continued on next page)

FRANKLIN COUNTY, OHIO

***Schedule of Revenues, Expenditures and Changes in
Fund Balance – Budget and Actual (Non-GAAP Budgetary Basis)
Major Funds – General Fund
For the Year Ended December 31, 2022***

(Amounts in 000's)

	Budgeted Amounts		Actual Amounts	Variance with Final Budget Positive (Negative)
	Original	Final		
Sheriff - rotary				
Personal services	3,776	3,776	3,464	312
Fringe benefits	1,586	1,586	1,387	199
Materials and services	195	195	124	71
Capital outlays	60	60	-	60
Total sheriff - rotary	<u>5,617</u>	<u>5,617</u>	<u>4,975</u>	<u>642</u>
Total public safety	191,313	192,444	189,704	2,740
Human services				
Veterans' service commission				
Personal services	1,518	1,557	1,439	118
Fringe benefits	737	743	695	48
Materials and services	1,623	1,494	1,312	182
Grants	<u>3,349</u>	<u>3,511</u>	<u>3,494</u>	<u>17</u>
Total human services	7,227	7,305	6,940	365
Public works				
Engineer				
Personal services	601	628	598	30
Fringe benefits	260	264	243	21
Materials and services	616	616	604	12
Capital outlays	<u>25</u>	<u>25</u>	<u>-</u>	<u>25</u>
Total public works	1,502	1,533	1,445	88
Community development				
Economic development and planning				
Personal services	1,254	1,298	1,141	157
Fringe benefits	545	553	446	107
Materials and services	701	751	401	350
Grants	27,213	55,195	48,474	6,721
Capital outlays	<u>9</u>	<u>9</u>	<u>6</u>	<u>3</u>
Total community development	29,722	57,806	50,468	7,338
Capital outlays				
Public facilities management - permanent improvement projects				
Capital outlays	<u>6,550</u>	<u>10,424</u>	<u>6,001</u>	<u>4,423</u>
Total capital outlays	6,550	10,424	6,001	4,423

(Continued on next page)

FRANKLIN COUNTY, OHIO

***Schedule of Revenues, Expenditures and Changes in
Fund Balance – Budget and Actual (Non-GAAP Budgetary Basis)
Major Funds – General Fund
For the Year Ended December 31, 2022***

(Amounts in 000's)

	Budgeted Amounts		Actual Amounts	Variance with Final Budget Positive (Negative)
	Original	Final		
Intergovernmental grants				
Community partnerships				
Intergovernmental grants	4,719	4,719	4,719	-
Economic development and planning				
Intergovernmental grants	375	375	375	-
Grants - community authority	2,500	2,500	2,500	-
Total intergovernmental grants	<u>7,594</u>	<u>7,594</u>	<u>7,594</u>	<u>-</u>
Total expenditures	<u>516,079</u>	<u>543,228</u>	<u>513,163</u>	<u>30,065</u>
Excess (deficiency) of revenues over (under) expenditures	50,079	104,139	129,016	24,877
Other financing sources (uses):				
Transfers out	(74,951)	(144,865)	(71,845)	73,020
Advances in	55	55	305	250
Advances out	-	(2,984)	(2,984)	-
Proceeds from sale of capital assets	7	7	3,584	3,577
Total other financing sources (uses)	<u>(74,889)</u>	<u>(147,787)</u>	<u>(70,940)</u>	<u>76,847</u>
Net change in fund balance	(24,810)	(43,648)	58,076	101,724
Fund balance - beginning	<u>363,519</u>	<u>363,519</u>	<u>363,519</u>	<u>-</u>
Fund balance - ending	<u>\$ 338,709</u>	<u>\$ 319,871</u>	<u>\$ 421,595</u>	<u>\$ 101,724</u>

FRANKLIN COUNTY, OHIO

***Schedule of Revenues, Expenditures and Changes in
Fund Balance – Budget and Actual (Non-GAAP Budgetary Basis)
Major Funds – Special Revenue Fund – Board of Developmental Disabilities Fund
For the Year Ended December 31, 2022 (Amounts in 000's)***

	Budgeted Amounts			Variance with Final Budget Positive (Negative)
	Original	Final Budget	Actual Amounts	
Revenues:				
Property taxes	\$ 182,742	\$ 183,578	\$ 183,385	\$ (193)
Fees and charges for services	2,319	2,319	2,806	487
Intergovernmental	35,321	35,243	40,422	5,179
Other	4,348	4,348	10,944	6,596
Total revenues	224,730	225,488	237,557	12,069
Expenditures:				
Current:				
Health				
Program for developmental disabilities				
Personal services	40,417	42,140	40,551	1,589
Fringe benefits	21,960	22,242	20,539	1,703
Materials and services	15,764	15,764	11,378	4,386
Social services	164,678	164,678	147,282	17,396
Capital outlays	641	641	14	627
Total expenditures	243,460	245,465	219,764	25,701
Excess (deficiency) of revenues over (under) expenditures	(18,730)	(19,977)	17,793	37,770
Other financing sources (uses):				
Proceeds from sale of capital assets	20	20	177	157
Total other financing sources (uses)	20	20	177	157
Net change in fund balance	(18,710)	(19,957)	17,970	37,927
Fund balance - beginning	384,760	384,760	384,760	-
Fund balance - ending	\$ 366,050	\$ 364,803	\$ 402,730	\$ 37,927

FRANKLIN COUNTY, OHIO

***Schedule of Revenues, Expenditures and Changes in
Fund Balance – Budget and Actual (Non-GAAP Budgetary Basis)
Major Funds – Special Revenue Fund – Children Services Board Fund
For the Year Ended December 31, 2022***

(Amounts in 000's)

	Budgeted Amounts			Variance with Final Budget Positive (Negative)
	Original	Final	Actual Amounts	
Revenues:				
Property taxes	\$ 128,048	\$ 128,634	\$ 128,391	\$ (243)
Fees and charges for services	1,775	1,775	1,812	37
Intergovernmental	65,585	66,923	67,233	310
Other	1,615	1,615	1,079	(536)
Total revenues	197,023	198,947	198,515	(432)
Expenditures:				
Current:				
Human services				
Children services board - special levy				
Personal services	50,095	52,198	51,857	341
Fringe benefits	25,640	25,967	23,590	2,377
Materials and services	18,383	18,383	16,988	1,395
Social services	110,772	110,772	104,431	6,341
Capital outlays	537	537	133	404
Total expenditures	205,427	207,857	196,999	10,858
Excess (deficiency) of revenues over (under) expenditures	(8,404)	(8,910)	1,516	10,426
Other financing sources (uses):				
Proceeds from sale of capital assets	-	-	20	20
Total other financing sources (uses)	-	-	20	20
Net change in fund balance	(8,404)	(8,910)	1,536	10,446
Fund balance - beginning	156,523	156,523	156,523	-
Fund balance - ending	\$ 148,119	\$ 147,613	\$ 158,059	\$ 10,446

FRANKLIN COUNTY, OHIO

***Schedule of Revenues, Expenditures and Changes in
Fund Balance – Budget and Actual (Non-GAAP Budgetary Basis)
Major Funds – Special Revenue Fund – Alcohol, Drug and Mental Health Board Fund
For the Year Ended December 31, 2022 (Amounts in 000's)***

	Budgeted Amounts		Actual Amounts	Variance with Final Budget Positive (Negative)
	Original	Final		
Revenues:				
Property taxes	\$ 80,654	\$ 81,295	\$ 81,422	\$ 127
Intergovernmental	41,950	43,065	32,697	(10,368)
Other	11,700	11,700	903	(10,797)
Total revenues	134,304	136,060	115,022	(21,038)
Expenditures:				
Current:				
Health				
ADAMH Board				
Personal services	4,656	4,836	4,695	141
Fringe benefits	1,917	1,964	1,940	24
Materials and services	3,710	3,710	2,684	1,026
Social services	111,411	102,982	90,967	12,015
Capital outlays	40,029	10,029	3,054	6,975
Total expenditures	161,723	123,521	103,340	20,181
Excess (deficiency) of revenues over (under) expenditures	(27,419)	12,539	11,682	(857)
Other financing sources (uses):				
Total other financing sources (uses)	-	-	-	-
Net change in fund balance	(27,419)	12,539	11,682	(857)
Fund balance - beginning	64,475	64,475	64,475	-
Fund balance - ending	\$ 37,056	\$ 77,014	\$ 76,157	\$ (857)

FRANKLIN COUNTY, OHIO

***Schedule of Revenues, Expenditures and Changes in
Fund Balance – Budget and Actual (Non-GAAP Budgetary Basis)
Major Funds – Special Revenue Fund – Coronavirus Local Fiscal Recovery Fund
For the Year Ended December 31, 2022 (Amounts in 000's)***

	Budgeted Amounts			Variance with Final Budget Positive (Negative)
	Original	Final Budget	Actual Amounts	
Revenues:				
Intergovernmental	\$ 127,882	\$ 127,882	\$ 127,882	\$ -
Total revenues	<u>127,882</u>	<u>127,882</u>	<u>127,882</u>	<u>-</u>
Expenditures:				
Intergovernmental grants				
Commissioners				
Intergovernmental grants	105,253	105,253	39,700	65,553
Total expenditures	<u>105,253</u>	<u>105,253</u>	<u>39,700</u>	<u>65,553</u>
Excess (deficiency) of revenues over (under) expenditures	22,629	22,629	88,182	65,553
Other financing sources (uses):				
Total other financing sources (uses)	<u>-</u>	<u>-</u>	<u>-</u>	<u>-</u>
Net change in fund balance	22,629	22,629	88,182	65,553
Fund balance - beginning	<u>110,310</u>	<u>110,310</u>	<u>110,310</u>	<u>-</u>
Fund balance - ending	<u>\$ 132,939</u>	<u>\$ 132,939</u>	<u>\$ 198,492</u>	<u>\$ 65,553</u>

FRANKLIN COUNTY, OHIO

***Schedule of Revenues, Expenditures and Changes in
Fund Balance – Budget and Actual (Non-GAAP Budgetary Basis)
Nonmajor Special Revenue Funds
For the Year Ended December 31, 2022***

(Amounts in 000's)

Public Assistance Fund

	Final	Actual Amounts	Variance with Final Budget Positive (Negative)
Revenues:			
Intergovernmental	\$ 115,433	\$ 104,644	\$ (10,789)
Other	1,003	1,205	202
Total revenues	116,436	105,849	(10,587)
Expenditures:			
Current:			
Human services			
Job and family services			
Personal services	29,727	28,247	1,480
Fringe benefits	16,466	15,620	846
Materials and services	7,743	6,027	1,716
Social services	72,421	57,633	14,788
Capital outlays	2,123	2,123	-
Total expenditures	128,480	109,650	18,830
Excess (deficiency) of revenues over (under) expenditures	(12,044)	(3,801)	8,243
Other financing sources (uses):			
Transfers in	6,183	8,222	2,039
Advances out	(57)	(55)	2
Total other financing sources (uses)	6,126	8,167	2,041
Net change in fund balance	(5,918)	4,366	10,284
Fund balance - beginning	16,477	16,477	-
Fund balance - ending	\$ 10,559	\$ 20,843	\$ 10,284

FRANKLIN COUNTY, OHIO

***Schedule of Revenues, Expenditures and Changes in
Fund Balance – Budget and Actual (Non-GAAP Budgetary Basis)
Nonmajor Special Revenue Funds
For the Year Ended December 31, 2022***

(Amounts in 000's)

Motor Vehicle and Gasoline Tax Fund

	Final Budget	Actual Amounts	Variance with Final Budget Positive (Negative)
Revenues:			
Licenses and permits	\$ 84	\$ 93	\$ 9
Fees and charges for services	5,428	9,365	3,937
Fines and forfeitures	304	254	(50)
Intergovernmental	71,390	50,126	(21,264)
Investment income	10	126	116
Other	420	741	321
Total revenues	<u>77,636</u>	<u>60,705</u>	<u>(16,931)</u>
Expenditures:			
Current:			
Public works			
Engineer			
Personal services	15,394	15,161	233
Fringe benefits	5,883	5,816	67
Materials and services	21,137	15,130	6,007
Capital outlays	37,583	30,174	7,409
Total public works	<u>79,997</u>	<u>66,281</u>	<u>13,716</u>
Debt service			
Principal retirement	299	287	12
Total expenditures	<u>80,296</u>	<u>66,568</u>	<u>13,728</u>
Excess (deficiency) of revenues over (under) expenditures	(2,660)	(5,863)	(3,203)
Other financing sources (uses):			
Issuance of debt	-	364	364
Transfers out	(197)	(187)	10
Proceeds from sale of capital assets	84	11	(73)
Total other financing sources (uses)	<u>(113)</u>	<u>188</u>	<u>301</u>
Net change in fund balance	(2,773)	(5,675)	(2,902)
Fund balance - beginning	14,071	14,071	-
Fund balance - ending	<u>\$ 11,298</u>	<u>\$ 8,396</u>	<u>\$ (2,902)</u>

FRANKLIN COUNTY, OHIO

***Schedule of Revenues, Expenditures and Changes in
Fund Balance – Budget and Actual (Non-GAAP Budgetary Basis)
Nonmajor Special Revenue Funds
For the Year Ended December 31, 2022***

(Amounts in 000's)

Senior Services Fund

	Final Budget	Actual Amounts	Variance with Final Budget Positive (Negative)
Revenues:			
Property taxes	\$ 46,978	\$ 46,933	\$ (45)
Fees and charges for services	1,164	624	(540)
Intergovernmental	5,549	5,331	(218)
Other	184	108	(76)
Total revenues	53,875	52,996	(879)
Expenditures:			
Current:			
Human services			
Office on aging			
Personal services	5,596	5,291	305
Fringe benefits	2,850	2,591	259
Materials and services	2,386	1,328	1,058
Social services	33,391	28,444	4,947
Grants	3,456	3,335	121
Capital outlays	213	23	190
Total human services	47,892	41,012	6,880
Intergovernmental grants			
Office on aging			
Intergovernmental grants	377	377	-
Total expenditures	48,269	41,389	6,880
Excess (deficiency) of revenues over (under) expenditures	5,606	11,607	6,001
Other financing sources (uses):			
Total other financing sources (uses)	-	-	-
Net change in fund balance	5,606	11,607	6,001
Fund balance - beginning	70,884	70,884	-
Fund balance - ending	\$ 76,490	\$ 82,491	\$ 6,001

FRANKLIN COUNTY, OHIO

***Schedule of Revenues, Expenditures and Changes in
Fund Balance – Budget and Actual (Non-GAAP Budgetary Basis)
Nonmajor Special Revenue Funds
For the Year Ended December 31, 2022***

(Amounts in 000's)

Zoological Park Fund

	Final Budget	Actual Amounts	Variance with Final Budget Positive (Negative)
Revenues:			
Property taxes	\$ 18,765	\$ 18,720	\$ (45)
Intergovernmental	1,770	1,774	4
Total revenues	20,535	20,494	(41)
Expenditures:			
Current:			
Conservation and recreation			
Zoological Park			
Materials and services	384	273	111
Grants	20,076	8,132	11,944
Total expenditures	20,460	8,405	12,055
Excess (deficiency) of revenues over (under) expenditures	75	12,089	12,014
Other financing sources (uses):			
Total other financing sources (uses)	-	-	-
Net change in fund balance	75	12,089	12,014
Fund balance - beginning	922	922	-
Fund balance - ending	\$ 997	\$ 13,011	\$ 12,014

FRANKLIN COUNTY, OHIO

***Schedule of Revenues, Expenditures and Changes in
Fund Balance – Budget and Actual (Non-GAAP Budgetary Basis)
Nonmajor Special Revenue Funds
For the Year Ended December 31, 2022***

(Amounts in 000's)

Child Support Enforcement Fund

	Final Budget	Actual Amounts	Variance with Final Budget Positive (Negative)
Revenues:			
Fees and charges for services	\$ 2,789	\$ 2,667	\$ (122)
Intergovernmental	18,025	15,986	(2,039)
Other	41	33	(8)
Total revenues	20,855	18,686	(2,169)
Expenditures:			
Current:			
Human services			
Child support enforcement agency			
Personal services	11,537	10,987	550
Fringe benefits	6,681	5,987	694
Materials and services	5,131	4,270	861
Grants	846	321	525
Total expenditures	24,195	21,565	2,630
Excess (deficiency) of revenues over (under) expenditures	(3,340)	(2,879)	461
Other financing sources (uses):			
Transfers in	2,732	2,732	-
Total other financing sources (uses)	2,732	2,732	-
Net change in fund balance	(608)	(147)	461
Fund balance - beginning	2,991	2,991	-
Fund balance - ending	\$ 2,383	\$ 2,844	\$ 461

FRANKLIN COUNTY, OHIO

***Schedule of Revenues, Expenditures and Changes in
Fund Balance – Budget and Actual (Non-GAAP Budgetary Basis)
Nonmajor Special Revenue Funds
For the Year Ended December 31, 2022***

(Amounts in 000's)

Real Estate Assessment Fund			
	Final Budget	Actual Amounts	Variance with Final Budget Positive (Negative)
Revenues:			
Fees and charges for services	\$ 22,047	\$ 18,116	\$ (3,931)
Total revenues	22,047	18,116	(3,931)
Expenditures:			
Current:			
General government			
Auditor - real estate assessment			
Personal services	6,804	6,737	67
Fringe benefits	3,105	2,910	195
Materials and services	13,363	10,312	3,051
Total expenditures	23,272	19,959	3,313
Excess (deficiency) of revenues over (under) expenditures	(1,225)	(1,843)	(618)
Other financing sources (uses):			
Total other financing sources (uses)	-	-	-
Net change in fund balance	(1,225)	(1,843)	(618)
Fund balance - beginning	14,567	14,567	-
Fund balance - ending	\$ 13,342	\$ 12,724	\$ (618)

FRANKLIN COUNTY, OHIO

***Schedule of Revenues, Expenditures and Changes in
Fund Balance – Budget and Actual (Non-GAAP Budgetary Basis)
Nonmajor Special Revenue Funds
For the Year Ended December 31, 2022***

(Amounts in 000's)

Convention Center Lease Fund

	Final Budget	Actual Amounts	Variance with Final Budget Positive (Negative)
Revenues:			
Other	\$ 3,479	\$ 3,479	-
Total revenues	3,479	3,479	-
Expenditures:			
Current:			
General government			
Commissioners - convention center			
Materials and services	3,479	3,479	-
Total expenditures	3,479	3,479	-
Excess (deficiency) of revenues over (under) expenditures	-	-	-
Other financing sources (uses):			
Total other financing sources (uses)	-	-	-
Net change in fund balance	-	-	-
Fund balance - beginning	-	-	-
Fund balance - ending	\$ -	\$ -	\$ -

FRANKLIN COUNTY, OHIO

***Schedule of Revenues, Expenditures and Changes in
Fund Balance – Budget and Actual (Non-GAAP Budgetary Basis)
Nonmajor Special Revenue Funds
For the Year Ended December 31, 2022***

(Amounts in 000's)

Justice Policy and Programs Fund

	Final Budget	Actual Amounts	Variance with Final Budget Positive (Negative)
Revenues:			
Fees and charges for services	\$ 500	\$ 500	\$ -
Intergovernmental	5,768	4,278	(1,490)
Investment income	1	9	8
Other	55	87	32
Total revenues	6,324	4,874	(1,450)
Expenditures:			
Current:			
Public safety			
Homeland security and justice programs			
Personal services	1,527	1,363	164
Fringe benefits	784	628	156
Materials and services	353	165	188
Grants	4,270	2,724	1,546
Total public safety	6,934	4,880	2,054
Intergovernmental grants			
Homeland security and justice programs			
Intergovernmental grants	2,237	2,189	48
Total expenditures	9,171	7,069	2,102
Excess (deficiency) of revenues over (under) expenditures	(2,847)	(2,195)	652
Other financing sources (uses):			
Transfers in	1,572	2,582	1,010
Total other financing sources (uses)	1,572	2,582	1,010
Net change in fund balance	(1,275)	387	1,662
Fund balance - beginning	3,257	3,257	-
Fund balance - ending	\$ 1,982	\$ 3,644	\$ 1,662

FRANKLIN COUNTY, OHIO

***Schedule of Revenues, Expenditures and Changes in
Fund Balance – Budget and Actual (Non-GAAP Budgetary Basis)
Nonmajor Special Revenue Funds
For the Year Ended December 31, 2022***

(Amounts in 000's)

Economic Development and Planning Fund

	Final Budget	Actual Amounts	Variance with Final Budget Positive (Negative)
Revenues:			
Fees and charges for services	\$ 100	\$ 139	\$ 39
Intergovernmental	4,100	3,058	(1,042)
Other	-	1	1
Total revenues	4,200	3,198	(1,002)
Expenditures:			
Current:			
Community development			
Economic development and planning			
Personal services	228	175	53
Fringe benefits	75	55	20
Materials and services	59	11	48
Grants	2,855	2,141	714
Total community development	3,217	2,382	835
Intergovernmental grants			
Community and economic development			
Intergovernmental grants	175	174	1
Total expenditures	3,392	2,556	836
Excess (deficiency) of revenues over (under) expenditures	808	642	(166)
Other financing sources (uses):			
Transfers in	100	-	(100)
Total other financing sources (uses)	100	-	(100)
Net change in fund balance	908	642	(266)
Fund balance - beginning	17	17	-
Fund balance - ending	\$ 925	\$ 659	\$ (266)

FRANKLIN COUNTY, OHIO

***Schedule of Revenues, Expenditures and Changes in
Fund Balance – Budget and Actual (Non-GAAP Budgetary Basis)
Nonmajor Special Revenue Funds
For the Year Ended December 31, 2022***

(Amounts in 000's)

Dog and Kennel Fund

	Final Budget	Actual Amounts	Variance with Final Budget Positive (Negative)
Revenues:			
Licenses and permits	\$ 2,000	\$ 1,892	\$ (108)
Fees and charges for services	395	317	(78)
Fines and forfeitures	124	190	66
Other	140	223	83
Total revenues	2,659	2,622	(37)
Expenditures:			
Current:			
Public safety			
Animal control			
Personal services	2,802	2,748	54
Fringe benefits	1,705	1,600	105
Materials and services	2,262	1,837	425
Capital outlays	66	6	60
Total animal control	6,835	6,191	644
Auditor - dog & kennel			
Materials and services	268	262	6
Total expenditures	7,103	6,453	650
Excess (deficiency) of revenues over (under) expenditures	(4,444)	(3,831)	613
Other financing sources (uses):			
Transfers in	3,470	2,970	(500)
Total other financing sources (uses)	3,470	2,970	(500)
Net change in fund balance	(974)	(861)	113
Fund balance - beginning	4,300	4,300	-
Fund balance - ending	\$ 3,326	\$ 3,439	\$ 113

FRANKLIN COUNTY, OHIO

***Schedule of Revenues, Expenditures and Changes in
Fund Balance – Budget and Actual (Non-GAAP Budgetary Basis)
Nonmajor Special Revenue Funds
For the Year Ended December 31, 2022***

(Amounts in 000's)

Certificate of Title Administration Fund

	Final Budget	Actual Amounts	Variance with Final Budget Positive (Negative)
Revenues:			
Fees and charges for services	\$ 7,200	\$ 7,409	\$ 209
Investment income	-	16	16
Other	10	3	(7)
Total revenues	7,210	7,428	218
Expenditures:			
Current:			
General government			
Clerk of courts - certificate of title administration			
Personal services	4,121	3,636	485
Fringe benefits	2,509	2,059	450
Materials and services	1,795	1,135	660
Capital outlays	2	-	2
Total expenditures	8,427	6,830	1,597
Excess (deficiency) of revenues over (under) expenditures	(1,217)	598	1,815
Other financing sources (uses):			
Total other financing sources (uses)	-	-	-
Net change in fund balance	(1,217)	598	1,815
Fund balance - beginning	9,469	9,469	-
Fund balance - ending	\$ 8,252	\$ 10,067	\$ 1,815

FRANKLIN COUNTY, OHIO

***Schedule of Revenues, Expenditures and Changes in
Fund Balance – Budget and Actual (Non-GAAP Budgetary Basis)
Nonmajor Special Revenue Funds
For the Year Ended December 31, 2022***

(Amounts in 000's)

Wireless Enhanced 9-1-1 Fund

	Final Budget	Actual Amounts	Variance with Final Budget Positive (Negative)
Revenues:			
Intergovernmental	\$ 2,742	\$ 2,574	\$ (168)
Total revenues	2,742	2,574	(168)
Expenditures:			
Current:			
Public Safety			
Wireless enhanced 9-1-1			
Materials and services	182	109	73
Total public safety	182	109	73
Intergovernmental grants			
Wireless enhanced 9-1-1			
Intergovernmental grants	2,790	2,354	436
Total expenditures	2,972	2,463	509
Excess (deficiency) of revenues over (under) expenditures	(230)	111	341
Other financing sources (uses):			
Total other financing sources (uses)	-	-	-
Net change in fund balance	(230)	111	341
Fund balance - beginning	1,764	1,764	-
Fund balance - ending	\$ 1,534	\$ 1,875	\$ 341

FRANKLIN COUNTY, OHIO

***Schedule of Revenues, Expenditures and Changes in
Fund Balance – Budget and Actual (Non-GAAP Budgetary Basis)
Nonmajor Special Revenue Funds
For the Year Ended December 31, 2022***

(Amounts in 000's)

Domestic and Juvenile Court Grants Fund

	Final Budget	Actual Amounts	Variance with Final Budget Positive (Negative)
Revenues:			
Intergovernmental	\$ 4,125	\$ 3,432	\$ (693)
Other	-	15	15
Total revenues	4,125	3,447	(678)
Expenditures:			
Current:			
Public safety			
Domestic and juvenile court - felony delinquent care and custody			
Personal services	1,854	1,001	853
Fringe benefits	1,008	485	523
Materials and services	4,714	2,324	2,390
Capital outlays	38	-	38
Total expenditures	7,614	3,810	3,804
Excess (deficiency) of revenues over (under) expenditures	(3,489)	(363)	3,126
Other financing sources (uses):			
Transfers in	-	1,000	1,000
Total other financing sources (uses)	-	1,000	1,000
Net change in fund balance	(3,489)	637	4,126
Fund balance - beginning	6,973	6,973	-
Fund balance - ending	\$ 3,484	\$ 7,610	\$ 4,126

FRANKLIN COUNTY, OHIO

***Schedule of Revenues, Expenditures and Changes in
Fund Balance – Budget and Actual (Non-GAAP Budgetary Basis)
Nonmajor Special Revenue Funds
For the Year Ended December 31, 2022***

(Amounts in 000's)

Adult Probation and Community Corrections Fund

	Final Budget	Actual Amounts	Variance with Final Budget Positive (Negative)
Revenues:			
Fees and charges for services	\$ 45	\$ 46	\$ 1
Intergovernmental	3,725	3,626	(99)
Total revenues	3,770	3,672	(98)
Expenditures:			
Current:			
Public safety			
Common pleas court			
Personal services	1,875	1,818	57
Fringe benefits	853	840	13
Materials and services	1,384	1,227	157
Total expenditures	4,112	3,885	227
Excess (deficiency) of revenues over (under) expenditures	(342)	(213)	129
Other financing sources (uses):			
Total other financing sources (uses)	-	-	-
Net change in fund balance	(342)	(213)	129
Fund balance - beginning	1,616	1,616	-
Fund balance - ending	\$ 1,274	\$ 1,403	\$ 129

FRANKLIN COUNTY, OHIO

***Schedule of Revenues, Expenditures and Changes in
Fund Balance – Budget and Actual (Non-GAAP Budgetary Basis)
Nonmajor Special Revenue Funds
For the Year Ended December 31, 2022***

(Amounts in 000's)

Emergency Management Agency Fund

	Final Budget	Actual Amounts	Variance with Final Budget Positive (Negative)
Revenues:			
Fees and charges for services	\$ 2,343	\$ 1,913	\$ (430)
Intergovernmental	2,797	1,570	(1,227)
Other	175	264	89
Total revenues	5,315	3,747	(1,568)
Expenditures:			
Current:			
Public safety			
EMA - emergency management			
Personal services	1,069	996	73
Fringe benefits	421	389	32
Materials and services	4,370	3,344	1,026
Grants	75	12	63
Capital outlays	947	947	-
Total EMA - emergency management	6,882	5,688	1,194
EMA - warning			
Materials and services	166	111	55
Total public safety	7,048	5,799	1,249
Intergovernmental grants			
EMA - emergency management			
Intergovernmental grants	1,019	631	388
Total expenditures	8,067	6,430	1,637
Excess (deficiency) of revenues over (under) expenditures	(2,752)	(2,683)	69
Other financing sources (uses):			
Transfers in	310	310	-
Total other financing sources (uses)	310	310	-
Net change in fund balance	(2,442)	(2,373)	69
Fund balance - beginning	5,220	5,220	-
Fund balance - ending	\$ 2,778	\$ 2,847	\$ 69

FRANKLIN COUNTY, OHIO

***Schedule of Revenues, Expenditures and Changes in
Fund Balance – Budget and Actual (Non-GAAP Budgetary Basis)
Nonmajor Special Revenue Funds
For the Year Ended December 31, 2022***

(Amounts in 000's)

Recorder Equipment Fund

	Final Budget	Actual Amounts	Variance with Final Budget Positive (Negative)
Revenues:			
Fees and charges for services	\$ 760	\$ 669	\$ (91)
Total revenues	760	669	(91)
Expenditures:			
Current:			
General government			
Recorder - equipment			
Personal services	226	206	20
Fringe benefits	109	98	11
Materials and services	392	315	77
Capital outlays	101	94	7
Total expenditures	828	713	115
Excess (deficiency) of revenues over (under) expenditures	(68)	(44)	24
Other financing sources (uses):			
Total other financing sources (uses)	-	-	-
Net change in fund balance	(68)	(44)	24
Fund balance - beginning	1,008	1,008	-
Fund balance - ending	\$ 940	\$ 964	\$ 24

FRANKLIN COUNTY, OHIO

***Schedule of Revenues, Expenditures and Changes in
Fund Balance – Budget and Actual (Non-GAAP Budgetary Basis)
Nonmajor Special Revenue Funds
For the Year Ended December 31, 2022***

(Amounts in 000's)

Other Special Revenue Funds

	Final Budget	Actual Amounts	Variance with Final Budget Positive (Negative)
Revenues:			
Licenses and permits	\$ 610	\$ 348	\$ (262)
Fees and charges for services	11,520	16,434	4,914
Fines and forfeitures	869	689	(180)
Intergovernmental	22,030	22,899	869
Investment income	14	184	170
Other	164	715	551
Total revenues	35,207	41,269	6,062
Expenditures:			
Current:			
General government			
Personal services	1,304	1,214	90
Fringe benefits	594	543	51
Materials and services	787	295	492
Capital outlays	55	34	21
Grants	4,144	4,144	-
Total general government	6,884	6,230	654
Judicial			
Personal services	3,490	3,035	455
Fringe benefits	1,599	1,239	360
Materials and services	2,747	1,895	852
Capital outlays	32	32	-
Total judicial	7,868	6,201	1,667
Public safety			
Personal services	1,584	1,223	361
Fringe benefits	640	526	114
Materials and services	3,408	2,029	1,379
Capital outlays	683	244	439
Grants	1,521	1,023	498
Total public safety	7,836	5,045	2,791
Health			
Grants	323	267	56
Total health	323	267	56

(Continued on next page)

FRANKLIN COUNTY, OHIO

***Schedule of Revenues, Expenditures and Changes in
Fund Balance – Budget and Actual (Non-GAAP Budgetary Basis)
Nonmajor Special Revenue Funds
For the Year Ended December 31, 2022***

(Amounts in 000's)

Other Special Revenue Funds

	Final Budget	Actual Amounts	Variance with Final Budget Positive (Negative)
Public works			
Personal services	265	242	23
Fringe benefits	83	67	16
Materials and services	2,572	2,277	295
Total public works	2,920	2,586	334
Intergovernmental grants			
Intergovernmental grants	30,619	30,522	97
Total expenditures	56,450	50,851	5,599
Excess (deficiency) of revenues over (under) expenditures	(21,243)	(9,582)	11,661
Other financing sources (uses):			
Transfers in	2,391	2,529	138
Advances in	2,984	2,984	-
Total other financing sources (uses)	5,375	5,513	138
Net change in fund balance	(15,868)	(4,069)	11,799
Fund balance - beginning	33,655	33,655	-
Fund balance - ending	\$ 17,787	\$ 29,586	\$ 11,799

FRANKLIN COUNTY, OHIO

***Schedule of Revenues, Expenditures and Changes in
Fund Balance – Budget and Actual (Non-GAAP Budgetary Basis)
Nonmajor Debt Service Funds
For the Year Ended December 31, 2022***

(Amounts in 000's)

General Bond Retirement Fund

	Final Budget	Actual Amounts	Variance with Final Budget Positive (Negative)
Revenues:			
Other	\$ 790	\$ 756	\$ (34)
Total revenues	790	756	(34)
Expenditures:			
Debt service			
Commissioners - bond retirement			
Principal retirement	16,085	16,085	-
Interest charges	6,451	5,994	457
Total expenditures	22,536	22,079	457
Excess (deficiency) of revenues over (under) expenditures	(21,746)	(21,323)	423
Other financing sources (uses):			
Transfers in	22,536	21,212	(1,324)
Total other financing sources (uses)	22,536	21,212	(1,324)
Net change in fund balance	790	(111)	(901)
Fund balance - beginning	757	757	-
Fund balance - ending	\$ 1,547	\$ 646	\$ (901)

FRANKLIN COUNTY, OHIO

***Schedule of Revenues, Expenditures and Changes in
Fund Balance – Budget and Actual (Non-GAAP Budgetary Basis)
Nonmajor Debt Service Funds
For the Year Ended December 31, 2022***

(Amounts in 000's)

Stadium Debt Service Fund

	Final Budget	Actual Amounts	Variance with Final Budget Positive (Negative)
Revenues:			
Other	\$ 2,338	\$ 2,338	\$ -
Total revenues	2,338	2,338	-
Expenditures:			
Debt service			
Commissioners -stadium debt service			
Principal retirement	1,175	1,175	-
Interest charges	913	913	-
Total expenditures	2,088	2,088	-
Excess (deficiency) of revenues over (under) expenditures	250	250	-
Other financing sources (uses):			
Advances Out	(250)	(250)	-
Total other financing sources (uses)	(250)	(250)	-
Net change in fund balance	-	-	-
Fund balance - beginning	173	173	-
Fund balance - ending	\$ 173	\$ 173	\$ -

FRANKLIN COUNTY, OHIO

***Schedule of Revenues, Expenditures and Changes in
Fund Balance – Budget and Actual (Non-GAAP Budgetary Basis)
Nonmajor Debt Service Funds
For the Year Ended December 31, 2022***

(Amounts in 000's)

Sales Tax Debt Service Fund

	Final Budget	Actual Amounts	Variance with Final Budget Positive (Negative)
Revenues:			
Investment income	\$ -	\$ 67	\$ 67
Total revenues	-	67	67
Expenditures:			
Debt service			
Commissioners -sales tax debt service			
Principal retirement	4,050	4,050	-
Interest charges	10,187	10,187	-
Total expenditures	14,237	14,237	-
Excess (deficiency) of revenues over (under) expenditures	(14,237)	(14,170)	67
Other financing sources (uses):			
Transfer in	14,237	14,237	-
Total other financing sources (uses)	14,237	14,237	-
Net change in fund balance	-	67	67
Fund balance - beginning	1	1	-
Fund balance - ending	\$ 1	\$ 68	\$ 67

FRANKLIN COUNTY, OHIO

***Schedule of Revenues, Expenditures and Changes in
Fund Balance – Budget and Actual (Non-GAAP Budgetary Basis)
Nonmajor Capital Projects Funds
For the Year Ended December 31, 2022***

(Amounts in 000's)

County Justice Information System Fund

	Final Budget	Actual Amounts	Variance with Final Budget Positive (Negative)
Revenues:			
Total revenues	\$ -	\$ -	\$ -
Expenditures:			
Capital outlays			
Capital outlays	5,274	2,457	2,817
Total expenditures	5,274	2,457	2,817
Excess (deficiency) of revenues over (under) expenditures	(5,274)	(2,457)	2,817
Other financing sources (uses):			
Transfers in	-	5,000	5,000
Total other financing sources (uses)	-	5,000	5,000
Net change in fund balance	(5,274)	2,543	7,817
Fund balance - beginning	9,588	9,588	-
Fund balance - ending	\$ 4,314	\$ 12,131	\$ 7,817

FRANKLIN COUNTY, OHIO

***Schedule of Revenues, Expenditures and Changes in
Fund Balance – Budget and Actual (Non-GAAP Budgetary Basis)
Nonmajor Capital Projects Funds
For the Year Ended December 31, 2022***

(Amounts in 000's)

Network Infrastructure Fund			
	Final Budget	Actual Amounts	Variance with Final Budget Positive (Negative)
Revenues:			
Total revenues	\$ -	\$ -	\$ -
Expenditures:			
Capital outlays			
Capital outlays	2,408	555	1,853
Total expenditures	2,408	555	1,853
Excess (deficiency) of revenues over (under) expenditures	(2,408)	(555)	1,853
Other financing sources (uses):			
Transfers in	700	2,000	1,300
Total other financing sources (uses)	700	2,000	1,300
Net change in fund balance	(1,708)	1,445	3,153
Fund balance - beginning	3,525	3,525	-
Fund balance - ending	\$ 1,817	\$ 4,970	\$ 3,153

FRANKLIN COUNTY, OHIO

***Schedule of Revenues, Expenditures and Changes in
Fund Balance – Budget and Actual (Non-GAAP Budgetary Basis)
Nonmajor Capital Projects Funds
For the Year Ended December 31, 2022***

(Amounts in 000's)

Public Safety Center Fund

	Final Budget	Actual Amounts	Variance with Final Budget Positive (Negative)
Revenues:			
Other	\$ -	\$ 20	\$ 20
Total revenues	-	20	20
Expenditures:			
Capital outlays			
Capital outlays	68,969	48,115	20,854
Total expenditures	68,969	48,115	20,854
Excess (deficiency) of revenues over (under) expenditures	(68,969)	(48,095)	20,874
Other financing sources (uses):			
Total other financing sources (uses)	-	-	-
Net change in fund balance	(68,969)	(48,095)	20,874
Fund balance - beginning	68,969	68,969	-
Fund balance - ending	\$ -	\$ 20,874	\$ 20,874

FRANKLIN COUNTY, OHIO

***Schedule of Revenues, Expenditures and Changes in
Fund Balance – Budget and Actual (Non-GAAP Budgetary Basis)
Nonmajor Capital Projects Funds
For the Year Ended December 31, 2022***

(Amounts in 000's)

Corrections Center Fund

	Final Budget	Actual Amounts	Variance with Final Budget Positive (Negative)
Revenues:			
Investment income	\$ -	\$ 27	\$ 27
Total revenues	-	27	27
Expenditures:			
Capital outlays			
Public facilities management - corrections center			
Capital outlays	2,704	2,704	-
Total expenditures	2,704	2,704	-
Excess (deficiency) of revenues over (under) expenditures	(2,704)	(2,677)	27
Other financing sources (uses):			
Total other financing sources (uses)	-	-	-
Net change in fund balance	(2,704)	(2,677)	27
Fund balance - beginning	2,704	2,704	-
Fund balance - ending	\$ -	\$ 27	\$ 27

FRANKLIN COUNTY, OHIO

***Schedule of Revenues, Expenditures and Changes in
Fund Balance – Budget and Actual (Non-GAAP Budgetary Basis)
Nonmajor Capital Projects Funds
For the Year Ended December 31, 2022***

(Amounts in 000's)

Other Capital Projects Funds			
	Final Budget	Actual Amounts	Variance with Final Budget Positive (Negative)
Revenues:			
Intergovernmental	\$ -	\$ 138	\$ 138
Investment income	-	55	55
Other	-	15	15
Total revenues	-	208	208
Expenditures:			
Capital outlays			
Public facilities management- other capital projects			
Capital outlays	18,977	5,738	13,239
Total expenditures	18,977	5,738	13,239
Excess (deficiency) of revenues over (under) expenditures	(18,977)	(5,530)	13,447
Other financing sources (uses):			
Transfers in	-	1,000	1,000
Transfers out	(25)	-	25
Total other financing sources (uses)	(25)	1,000	1,025
Net change in fund balance	(19,002)	(4,530)	14,472
Fund balance - beginning	24,528	24,528	-
Fund balance - ending	\$ 5,526	\$ 19,998	\$ 14,472

Enterprise Funds

Enterprise funds are used to account for operations that are financed and operated in a manner similar to a private business enterprise. The County intends that the cost of providing services to the general public on a continuing basis be financed or recovered primarily through user charges. Following are descriptions of the enterprise funds:

Water and Sewer – This fund accounts for the provision of water and sewer services to a relatively small area of the County not serviced by other local water and sewer operations. All activities necessary to provide such services are accounted for in this fund.

Parking Facilities – This fund accounts for the fees and operations of the County-owned parking facilities. The facilities serve both County employees and the general public.

Since the Statement of Net Position, the Statement of Revenues, Expenses and Changes in Net Position and the Statement of Cash Flows for each of the enterprise funds are presented in the basic financial statements, they are not repeated in this section.

FRANKLIN COUNTY, OHIO

**Schedule of Revenues, Expenses and Changes in
Fund Equity – Budget and Actual (Non-GAAP Budgetary Basis)
Major Enterprise Funds
December 31, 2022**

(Amounts in 000's)

Water and Sewer Fund

	Final Budget	Actual Amounts	Variance with Final Budget Positive (Negative)
Operating revenues:			
Fees and charges for services	\$ 9,254	\$ 9,542	\$ 288
Other	310	354	44
Total operating revenues	<u>9,564</u>	<u>9,896</u>	<u>332</u>
Operating expenses:			
Personal services	1,009	799	210
Fringe benefits	548	395	153
Materials and services	5,810	5,460	350
Capital outlays	2,825	1,475	1,350
Total operating expenses	<u>10,192</u>	<u>8,129</u>	<u>2,063</u>
Operating income (loss)	(628)	1,767	2,395
Nonoperating revenues (expenses):			
Intergovernmental	1,211	-	(1,211)
Issuance of debt	2,564	744	(1,820)
Debt service:			
Principal retirement	(1,904)	(1,855)	49
Interest charges	(257)	(256)	1
Total debt service	<u>(2,161)</u>	<u>(2,111)</u>	<u>50</u>
Total nonoperating revenues (expenses)	<u>1,614</u>	<u>(1,367)</u>	<u>(2,981)</u>
Income (loss) before transfers	986	400	(586)
Transfers in	<u>5,358</u>	<u>1,928</u>	<u>(3,430)</u>
Net change in fund equity	6,344	2,328	(4,016)
Fund equity - beginning	<u>13,787</u>	<u>13,787</u>	<u>-</u>
Fund equity - ending	<u>\$ 20,131</u>	<u>\$ 16,115</u>	<u>\$ (4,016)</u>

FRANKLIN COUNTY, OHIO

**Schedule of Revenues, Expenses and Changes in
Fund Equity – Budget and Actual (Non-GAAP Budgetary Basis)
Major Enterprise Funds
December 31, 2022**

(Amounts in 000's)

Parking Facilities Enterprise Fund

	Final Budget	Actual Amounts	Variance with Final Budget Positive (Negative)
Operating revenues:			
Fees and charges for services	\$ 2,613	\$ 2,239	\$ (374)
Other	-	1	1
Total operating revenues	<u>2,613</u>	<u>2,240</u>	<u>(373)</u>
Operating expenses:			
Personal services	561	495	66
Fringe benefits	351	257	94
Materials and services	1,433	1,159	274
Total operating expenses	<u>2,345</u>	<u>1,911</u>	<u>434</u>
Operating income (loss)	268	329	61
Nonoperating revenues (expenses):			
Debt service:			
Principal retirement	(400)	(400)	-
Interest charges	(98)	(98)	-
Total nonoperating revenues (expenses)	<u>(498)</u>	<u>(498)</u>	<u>-</u>
Net change in fund equity	(230)	(169)	61
Fund equity - beginning	<u>2,184</u>	<u>2,184</u>	<u>-</u>
Fund equity - ending	<u>\$ 1,954</u>	<u>\$ 2,015</u>	<u>\$ 61</u>

Internal Service Fund

The internal service fund reports activities provided to the departments and agencies on a cost-reimbursement basis. The County has one internal service fund:

Employee Benefits – This fund accounts for the provision of medical, dental, optical, prescription, life and mental health insurance to departments and agencies.

FRANKLIN COUNTY, OHIO

**Schedule of Revenues, Expenses and Changes in
Fund Equity – Budget and Actual (Non-GAAP Budgetary Basis)
Internal Service Funds
For the Year Ended December 31, 2022**

(Amounts in 000's)

Employee Benefits Fund			
	<u>Final Budget</u>	<u>Actual Amounts</u>	Variance with Final Budget Positive (Negative)
Operating revenues:			
Fees and charges for services	\$ 146,445	\$ 138,152	\$ (8,293)
Other	188	2,017	1,829
Total operating revenues	<u>146,633</u>	<u>140,169</u>	<u>(6,464)</u>
Operating expenses:			
Personal services	1,120	1,096	24
Fringe benefits	548	511	37
Materials and services	139,593	137,005	2,588
Total operating expenses	<u>141,261</u>	<u>138,612</u>	<u>2,649</u>
Operating income (loss)	5,372	1,557	(3,815)
Nonoperating revenues (expenses):			
Total nonoperating revenues (expenses)	<u>-</u>	<u>-</u>	<u>-</u>
Income (loss) before operating transfers	5,372	1,557	(3,815)
Transfers in	6,310	6,310	-
Total operating transfers	<u>(6,310)</u>	<u>(6,310)</u>	<u>-</u>
Net change in fund equity	11,682	7,867	(3,815)
Fund equity - beginning	<u>37,812</u>	<u>37,812</u>	<u>-</u>
Fund equity - ending	<u>\$ 49,494</u>	<u>\$ 45,679</u>	<u>\$ (3,815)</u>

FRANKLIN COUNTY, OHIO

Fiduciary Funds

Custodial Funds

Custodial funds are used to account for assets held by the County for individuals, private organizations or other governments. Assets held for other governments mainly include property taxes, other local government taxes and fees and charges for services collected by the County on behalf of other governments. A description of the custodial funds follows:

Property taxes – These funds account for property taxes collected and are due to be paid to other governments.

Local Government – These funds account for local government tax revenue collected and are due to be paid to local governments local government funding, motor vehicle license taxes, public library funding and motor vehicle gas taxes.

Custodial funds also include funds used to account for activities of agencies who use the services of the County for the collection of revenue, payment of expenditures and processing of payroll. These entities include the following:

- Metro Parks Board
- Mid-Ohio Regional Planning Commission
- Franklin County Public Health
- Community Based Correctional Facility
- Franklin County Soil and Water
- Franklin County Finance Port Authority
- Chemical Emergency Preparedness Advisory Council (CEPAC)
- Other (including Clerk of Courts Auto Title Division)

FRANKLIN COUNTY, OHIO

**Combining Statement of Net Position
Custodial Funds
December 31, 2022**

(Amounts in 000's)

	<u>Property Taxes</u>	<u>Local Government</u>	<u>Metro Parks Board</u>	<u>Mid-Ohio Regional Planning Commission</u>
Assets:				
Equity with County Treasurer	\$ 165,286	\$ 8,561	\$ 48	\$ 2,594
Cash in segregated accounts	-	-	-	-
Property taxes receivable, net	<u>2,297,025</u>	<u>-</u>	<u>-</u>	<u>-</u>
Total assets	<u>2,462,311</u>	<u>8,561</u>	<u>48</u>	<u>2,594</u>
Liabilities:				
Intergovernmental payable	<u>129,830</u>	<u>8,561</u>	<u>-</u>	<u>-</u>
Total liabilities	<u>129,830</u>	<u>8,561</u>	<u>-</u>	<u>-</u>
Deferred inflows of resources:				
Property taxes	<u>2,289,668</u>	<u>-</u>	<u>-</u>	<u>-</u>
Total deferred inflows of resources	<u>2,289,668</u>	<u>-</u>	<u>-</u>	<u>-</u>
Net position:				
Restricted for individuals, organizations and other governments	<u>42,813</u>	<u>-</u>	<u>48</u>	<u>2,594</u>
Total net position	<u>\$ 42,813</u>	<u>\$ -</u>	<u>\$ 48</u>	<u>\$ 2,594</u>

(Continued on next page)

FRANKLIN COUNTY, OHIO

**Combining Statement of Net Position
Custodial Funds
December 31, 2022**

(Amounts in 000's)

	<u>Public Health</u>	<u>Community Based Correctional Facility</u>	<u>Soil and Water</u>	<u>Finance Port Authority</u>
Assets:				
Equity with County Treasurer	\$ 3,530	\$ 1,998	\$ 1,343	\$ 35
Cash in segregated accounts	-	-	-	-
Property taxes receivable, net	-	-	-	-
Total assets	3,530	1,998	1,343	35
Liabilities:				
Intergovernmental payable	-	-	-	-
Total liabilities	-	-	-	-
Deferred inflows of resources:				
Property taxes	-	-	-	-
Total deferred inflows of resources	-	-	-	-
Net position:				
Restricted for individuals, organizations and other governments	3,530	1,998	1,343	35
Total net position	\$ 3,530	\$ 1,998	\$ 1,343	\$ 35

(Continued on next page)

FRANKLIN COUNTY, OHIO

**Combining Statement of Net Position
Custodial Funds
December 31, 2022**

(Amounts in 000's)

	<u>CEPAC</u>	<u>Other</u>	<u>Total</u>
Assets:			
Equity with County Treasurer	\$ 151	\$ 4,594	\$ 188,140
Cash in segregated accounts	-	37,472	37,472
Property taxes receivable, net	-	-	2,297,025
Total assets	<u>151</u>	<u>42,066</u>	<u>2,522,637</u>
Liabilities:			
Intergovernmental payable	-	1,218	139,609
Total liabilities	<u>-</u>	<u>1,218</u>	<u>139,609</u>
Deferred inflows of resources:			
Property taxes	-	-	2,289,668
Total deferred inflows of resources	<u>-</u>	<u>-</u>	<u>2,289,668</u>
Net position:			
Restricted for individuals, organizations and other governments	<u>151</u>	<u>40,848</u>	<u>93,360</u>
Total net position	<u>\$ 151</u>	<u>\$ 40,848</u>	<u>\$ 93,360</u>

FRANKLIN COUNTY, OHIO

**Combining Statement of Changes in Net Position
Custodial Funds
For the Year Ended December 31, 2022**

(Amounts in 000's)

	<u>Property Taxes</u>	<u>Local Government</u>	<u>Metro Parks Board</u>	<u>Mid-Ohio Regional Planning Commission</u>
Additions:				
Property and other taxes	\$ 2,748,345	\$ 163,275	\$ 18,096	\$ -
Licenses and permits	-	-	-	-
Fees and charges for services	-	-	-	5,610
Fines and forfeitures	-	-	-	-
Intergovernmental	-	-	-	7,317
Other	-	-	-	119
Total additions	2,748,345	163,275	18,096	13,046
Deductions:				
Taxes distributed to other governments	2,747,867	163,275	-	-
Payments made to other governments	-	-	-	-
Payments made on behalf of other governments	-	-	18,089	14,965
Total deductions	2,747,867	163,275	18,089	14,965
Net increase (decrease) in fiduciary net position	478	-	7	(1,919)
Net position - beginning	42,335	-	41	4,513
Net position - ending	\$ 42,813	\$ -	\$ 48	\$ 2,594

(Continued on next page)

FRANKLIN COUNTY, OHIO

**Combining Statement of Changes in Net Position
Custodial Funds
For the Year Ended December 31, 2022**

(Amounts in 000's)

	<u>Public Health</u>	<u>Community Based Correctional Facility</u>	<u>Soil and Water</u>	<u>Finance Port Authority</u>
Additions:				
Property and other taxes	\$ 3,465	\$ -	\$ -	\$ -
Licenses and permits	2,836	-	-	-
Fees and charges for services	2,198	-	-	875
Fines and forfeitures	-	-	-	-
Intergovernmental	11,665	5,739	1,385	-
Other	1,129	8	-	-
Total additions	21,293	5,747	1,385	875
Deductions:				
Taxes distributed to other governments	-	-	-	-
Payments made to other governments	497	-	-	-
Payments made on behalf of other governments	21,699	5,383	1,361	856
Total deductions	22,196	5,383	1,361	856
Net increase (decrease) in fiduciary net position	(903)	364	24	19
Net position - beginning	4,433	1,634	1,319	16
Net position - ending	\$ 3,530	\$ 1,998	\$ 1,343	\$ 35

(Continued on next page)

FRANKLIN COUNTY, OHIO

***Combining Statement of Changes in Net Position
Custodial Funds
For the Year Ended December 31, 2022***

(Amounts in 000's)

	<u>CEPAC</u>	<u>Other</u>	<u>Total</u>
Additions:			
Property and other taxes	\$ -	\$ -	\$ 2,933,181
Licenses and permits	-	-	2,836
Fees and charges for services	-	254,334	263,017
Fines and forfeitures	-	51,879	51,879
Intergovernmental	171	1,501	27,778
Other	-	5,913	7,169
Total additions	<u>171</u>	<u>313,627</u>	<u>3,285,860</u>
Deductions:			
Taxes distributed to other governments	-	-	2,911,142
Payments made to other governments	-	6,793	7,290
Payments made on behalf of other governments	<u>177</u>	<u>292,548</u>	<u>355,078</u>
Total deductions	<u>177</u>	<u>299,341</u>	<u>3,273,510</u>
Net increase (decrease) in fiduciary net position	(6)	14,286	12,350
Net position - beginning	<u>157</u>	<u>26,562</u>	<u>81,010</u>
Net position - ending	<u>\$ 151</u>	<u>\$ 40,848</u>	<u>\$ 93,360</u>

Component Units

Component units are legally separate organizations for which the County is financially accountable.

FCTID – The Franklin County Transportation Improvement District (FCTID) was created pursuant to Section 5540.02(A) of the Ohio Revised Code for the purpose of financing, constructing, maintaining, repairing and operating selected transportation projects.

Franklin County Stadium, Inc. and Columbus Baseball Team, Inc. (Stadium and Team) – These two interrelated nonprofit corporations were organized under ORC Chapter 1702 to provide entertainment and recreation in the stadium for the benefit and general welfare of the County.

FRANKLIN COUNTY, OHIO

***Combining Statement of Net Position
Discretely Presented Component Units
December 31, 2022***

(Amounts in 000's)

	FCTID	Stadium and Team	Total
Assets:			
Cash, cash equivalents and investments in segregated accounts	\$ 3,777	\$ 9,324	\$ 13,101
Accounts receivable	-	235	235
Inventories	-	130	130
Prepaid items	-	15,185	15,185
Capital assets, net of accumulated depreciation:			
Nondepreciable	-	66	66
Depreciable	-	3,162	3,162
Other non-current assets	-	18	18
Total assets	3,777	28,120	31,897
Liabilities:			
Accounts payable and other current liabilities	55	-	55
Due to primary government	-	-	-
Unearned revenue	-	1,036	1,036
Long term liabilities:			
Due within one year	-	594	594
Due in more than one year	-	3,860	3,860
Total liabilities	55	5,490	5,545
Net Position:			
Net investment in capital assets	-	3,228	3,228
Restricted for other purposes	3,254	-	3,254
Unrestricted (deficit)	468	19,402	19,870
Total net position	\$ 3,722	\$ 22,630	\$ 26,352

FRANKLIN COUNTY, OHIO

**Combining Statement of Activities
Discretely Presented Component Units
For the Year Ended December 31, 2022**

(Amounts in 000's)

	Program Revenues			Net (Expense) Revenue and Changes in Net Position		
	Expenses	Charges for Services	Capital Grants and Contributions	FCTID	Stadium and Team	Total
Component units:						
FCTID:						
General government	\$ 2,419	\$ -	\$ 4,393	\$ 1,974	\$ -	\$ 1,974
Stadium and Team:						
Conservation and recreation	12,103	13,252	-		1,149	1,149
Total component units	<u>\$ 14,522</u>	<u>\$ 13,252</u>	<u>\$ 4,393</u>	1,974	1,149	3,123
General revenues:						
Grants and contributions not restricted to Unrestricted investment earnings				35	-	35
				-	(653)	(653)
Total general revenues				<u>35</u>	<u>(653)</u>	<u>(618)</u>
Change in net position				2,009	496	2,505
Net position - beginning				<u>1,713</u>	<u>22,134</u>	<u>23,847</u>
Net position - ending				<u>\$ 3,722</u>	<u>\$ 22,630</u>	<u>\$ 26,352</u>



STATISTICAL SECTION



FRANKLIN COUNTY, OHIO

Statistical Section

This part of the County's annual comprehensive financial report presents detailed information as a context for understanding what the information in the financial statements, note disclosures, and required supplementary information says about the County's overall financial health.

<i>Contents</i>	<i>Tables</i>
<i>Financial Trends</i> These schedules contain trend information to help the reader understand how the County's financial position has changed over time.	1 - 4
<i>Revenue Capacity</i> These schedules contain information to help the reader understand and assess the factors' effect on the County's ability to generate its most significant local revenue sources, the property tax and the sales tax.	5 - 13
<i>Debt Capacity</i> These schedules present information to help the reader assess the affordability of the County's current levels of outstanding debt and the County's ability to issue additional debt in the future.	14 - 19
<i>Economic and Demographic Information</i> These schedules offer economic and demographic indicators to help the reader understand the environment within which the County's financial activities take place and to provide information that facilitates comparisons of financial information over time and among governments.	20 - 21
<i>Operating Information</i> These schedules contain service and infrastructure data to help the reader understand how the information in the County's financial report relates to the services the County provides and the activities it performs.	22 - 23
<i>Compliance Information</i> This schedule provides the continuing disclosures required by Securities and Exchange Commission Rule 15c2-12.	24

Sources: Unless otherwise noted, the information in these schedules is derived from the annual comprehensive financial reports for the relevant year.

FRANKLIN COUNTY, OHIO



FRANKLIN COUNTY, OHIO

Net Position by Component
(Accrual Basis of Accounting)
Last Ten Years
(Amounts in 000's)

Table 1

	<u>2013</u>	<u>2014</u>	<u>2015</u>	<u>2016</u>	<u>2017</u>	<u>2018</u>	<u>2019</u>	<u>2020</u>	<u>2021</u>	<u>2022</u>
Governmental activities:										
Net investment in capital assets	\$ 418,761	\$ 456,610	\$ 463,248	\$ 490,065	\$ 498,493	\$ 485,268	\$ 408,094	\$ 498,859	\$ 593,694	\$ 675,682
Restricted	623,507	629,550	668,974	692,036	756,780	690,474	760,276	711,281	783,896	813,688
Unrestricted (deficit)	<u>201,226</u>	<u>(18,997)</u>	<u>4,340</u>	<u>(3,753)</u>	<u>(284,656)</u>	<u>(175,969)</u>	<u>(221,966)</u>	<u>(220,614)</u>	<u>62,820</u>	<u>151,105</u>
Total governmental activities net position	<u>\$ 1,243,494</u>	<u>\$ 1,067,163</u>	<u>\$ 1,136,562</u>	<u>\$ 1,178,348</u>	<u>\$ 970,617</u>	<u>\$ 999,773</u>	<u>\$ 946,404</u>	<u>\$ 989,526</u>	<u>\$ 1,440,410</u>	<u>\$ 1,640,475</u>
Business-type activities:										
Net investment in capital assets	\$ 26,096	\$ 29,636	\$ 35,060	\$ 41,397	\$ 41,654	\$ 49,819	\$ 48,067	\$ 54,773	\$ 55,178	\$ 57,076
Unrestricted	<u>5,600</u>	<u>4,475</u>	<u>2,194</u>	<u>2,841</u>	<u>6,380</u>	<u>6,678</u>	<u>10,899</u>	<u>11,088</u>	<u>14,070</u>	<u>16,818</u>
Total business-type activities net position	<u>\$ 31,696</u>	<u>\$ 34,111</u>	<u>\$ 37,254</u>	<u>\$ 44,238</u>	<u>\$ 48,034</u>	<u>\$ 56,497</u>	<u>\$ 58,966</u>	<u>\$ 65,861</u>	<u>\$ 69,248</u>	<u>\$ 73,894</u>
Primary government:										
Net investment in capital assets	\$ 444,857	\$ 486,246	\$ 498,308	\$ 531,462	\$ 540,147	\$ 535,087	\$ 456,161	\$ 553,632	\$ 648,872	\$ 732,758
Restricted	623,507	629,550	668,974	692,036	756,780	690,474	760,276	711,281	783,896	813,688
Unrestricted (deficit)	<u>206,826</u>	<u>(14,522)</u>	<u>6,534</u>	<u>(912)</u>	<u>(278,276)</u>	<u>(169,291)</u>	<u>(211,067)</u>	<u>(209,526)</u>	<u>76,890</u>	<u>167,923</u>
Total primary government net position	<u>\$ 1,275,190</u>	<u>\$ 1,101,274</u>	<u>\$ 1,173,816</u>	<u>\$ 1,222,586</u>	<u>\$ 1,018,651</u>	<u>\$ 1,056,270</u>	<u>\$ 1,005,370</u>	<u>\$ 1,055,387</u>	<u>\$ 1,509,658</u>	<u>\$ 1,714,369</u>

Note: The County implemented GASB Statement No. 68 in 2015. Unrestricted net position for 2014 has been restated.
The County implemented GASB Statement No. 75 in 2018. Unrestricted net position for 2017 has been restated.
The County implemented GASB Statement No. 84 in 2019. Unrestricted net position for 2018 has been restated.
The County implemented GASB Statement No. 87 in 2021. Unrestricted net position for 2020 has been restated.

FRANKLIN COUNTY, OHIO
Changes in Net Position
(Accrual Basis of Accounting)
Last Ten Years
(Amounts in 000's)

Table 2

	2013	2014	2015	2016	2017	2018	2019	2020	2021	2022
Expenses:										
Governmental activities:										
General government	\$ 120,709	\$ 126,650	\$ 140,297	\$ 159,341	\$ 147,053	\$ 147,608	\$ 159,037	\$ 177,194	\$ 172,919	\$ 241,690
Judicial	76,702	78,734	82,822	89,992	101,206	99,378	111,580	103,141	61,313	87,562
Public safety	148,650	164,064	173,302	192,569	222,627	225,664	264,978	254,590	135,046	204,175
Human services	286,395	298,571	315,824	329,445	358,759	360,047	401,968	377,403	268,155	349,287
Health	296,879	304,418	307,967	327,823	320,021	327,351	342,092	313,037	302,373	333,817
Public works	32,028	37,299	34,546	49,468	43,627	38,286	47,196	44,757	30,679	40,767
Conservation and recreation	19,173	19,215	19,275	19,731	20,097	20,376	20,463	20,680	21,161	21,402
Community development	7,485	9,425	9,729	11,334	8,162	8,557	8,898	34,972	33,274	49,929
Interest and fiscal charges	16,208	14,194	13,568	12,507	12,012	19,526	20,467	19,029	17,883	16,227
Total government activities expenses	<u>1,004,229</u>	<u>1,052,570</u>	<u>1,097,330</u>	<u>1,192,210</u>	<u>1,233,564</u>	<u>1,246,793</u>	<u>1,376,679</u>	<u>1,344,803</u>	<u>1,042,803</u>	<u>1,344,856</u>
Business-type activities:										
Water and sewer	6,589	6,726	8,240	6,392	8,041	9,097	11,231	10,900	8,595	8,344
Parking facilities	3,037	2,739	2,878	2,498	2,339	2,867	2,856	2,335	2,690	2,479
Total business-type activities expenses	<u>9,626</u>	<u>9,465</u>	<u>11,118</u>	<u>8,890</u>	<u>10,380</u>	<u>11,964</u>	<u>14,087</u>	<u>13,235</u>	<u>11,285</u>	<u>10,823</u>
Total primary government expenses	<u>\$ 1,013,855</u>	<u>\$ 1,062,035</u>	<u>\$ 1,108,448</u>	<u>\$ 1,201,100</u>	<u>\$ 1,243,944</u>	<u>\$ 1,258,757</u>	<u>\$ 1,390,766</u>	<u>\$ 1,358,038</u>	<u>\$ 1,054,088</u>	<u>\$ 1,355,679</u>
Program revenues:										
Governmental activities:										
Charges for services:										
General government	\$ 70,466	\$ 62,808	\$ 69,238	\$ 79,035	\$ 91,035	\$ 69,000	\$ 71,351	\$ 80,266	\$ 78,809	\$ 80,521
Judicial	12,641	12,489	12,494	11,654	12,736	12,272	12,854	10,698	15,431	12,041
Public safety	22,423	25,102	24,566	24,792	24,547	26,778	21,740	19,120	20,335	19,848
Human services	7,433	7,465	6,592	7,356	6,403	5,300	4,439	5,491	5,654	5,682
Health	10,583	15,324	12,195	13,073	10,246	11,767	11,194	9,139	13,225	28,506
Public works	3,855	4,555	3,490	4,675	3,345	3,468	5,119	5,122	3,807	9,510
Community development	589	960	1,143	1,033	1,376	1,065	980	942	1,036	1,331
Operating grants and contributions	288,180	283,859	294,968	314,570	316,964	306,694	310,831	410,828	459,983	474,271
Capital grants and contributions	11,084	26,644	10,245	15,272	34,611	31,316	35,285	14,447	12,955	19,126
Total governmental activities program revenues	<u>427,254</u>	<u>439,206</u>	<u>434,931</u>	<u>471,460</u>	<u>501,263</u>	<u>467,660</u>	<u>473,793</u>	<u>556,053</u>	<u>611,235</u>	<u>650,836</u>
Business-type activities:										
Charges for services:										
Water and sewer	7,358	7,535	8,112	8,633	9,068	9,249	9,172	9,253	9,656	9,905
Parking facilities	2,575	2,671	2,667	2,673	2,760	2,559	2,977	1,511	2,224	2,247
Operating Grants and Contributions	-	-	-	-	-	-	-	17	-	-
Capital grants, contributions and interest	375	147	835	2,116	394	253	1,541	4,027	336	1,389
Total business-type activities program revenues	<u>10,308</u>	<u>10,353</u>	<u>11,614</u>	<u>13,422</u>	<u>12,222</u>	<u>12,061</u>	<u>13,690</u>	<u>14,808</u>	<u>12,216</u>	<u>13,541</u>
Total primary government program revenues	<u>\$ 437,562</u>	<u>\$ 449,559</u>	<u>\$ 446,545</u>	<u>\$ 484,882</u>	<u>\$ 513,485</u>	<u>\$ 479,721</u>	<u>\$ 487,483</u>	<u>\$ 570,861</u>	<u>\$ 623,451</u>	<u>\$ 664,377</u>

(Continued on next page)

Table 2

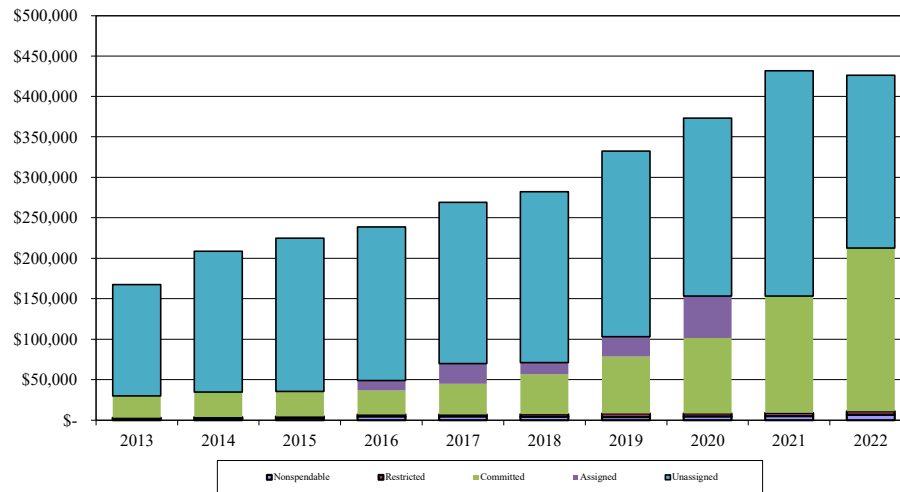
	2013	2014	2015	2016	2017	2018	2019	2020	2021	2022
Net program revenue (expense):										
Governmental activities net program expense	\$ (576,975)	\$ (613,364)	\$ (662,399)	\$ (720,750)	\$ (732,301)	\$ (779,133)	\$ (902,886)	\$ (788,750)	\$ (431,568)	\$ (694,020)
Business-type activities net program revenue	682	888	496	4,532	1,842	97	(397)	1,573	931	2,718
Total primary government net program expense	<u>\$ (576,293)</u>	<u>\$ (612,476)</u>	<u>\$ (661,903)</u>	<u>\$ (716,218)</u>	<u>\$ (730,459)</u>	<u>\$ (779,036)</u>	<u>\$ (903,283)</u>	<u>\$ (787,177)</u>	<u>\$ (430,637)</u>	<u>\$ (691,302)</u>
General revenues and other changes in net position:										
Governmental activities:										
Property taxes	\$ 408,138	\$ 409,469	\$ 404,519	\$ 420,199	\$ 432,415	\$ 455,256	\$ 459,833	\$ 470,225	\$ 496,620	\$ 527,669
Sales taxes	155,758	272,497	293,785	308,532	301,223	304,956	314,049	310,481	366,616	395,690
Grants and contributions not restricted to specific programs	24,862	24,261	26,318	27,930	23,328	27,264	28,385	25,169	32,212	33,593
Unrestricted investment earnings	2,066	8,583	9,821	8,324	13,578	28,129	50,116	30,687	(10,543)	(60,939)
Transfers in (out)	53	(2,560)	(2,645)	(2,449)	(2,876)	(8,366)	(2,866)	(5,319)	(2,453)	(1,928)
Total governmental activities general revenues and other changes in net position	<u>590,877</u>	<u>712,250</u>	<u>731,798</u>	<u>762,536</u>	<u>767,668</u>	<u>807,239</u>	<u>849,517</u>	<u>831,243</u>	<u>882,452</u>	<u>894,085</u>
Business-type activities:										
Gain on sale of capital assets	1	7	2	3	-	-	-	3	3	-
Transfers in (out)	(53)	2,560	2,645	2,449	2,876	8,366	2,866	5,319	2,453	1,928
Total business-type activities general revenues and other changes in net position	<u>(52)</u>	<u>2,567</u>	<u>2,647</u>	<u>2,452</u>	<u>2,876</u>	<u>8,366</u>	<u>2,866</u>	<u>5,322</u>	<u>2,456</u>	<u>1,928</u>
Total primary government general revenues and other changes in net position	<u>\$ 590,825</u>	<u>\$ 714,817</u>	<u>\$ 734,445</u>	<u>\$ 764,988</u>	<u>\$ 770,544</u>	<u>\$ 815,605</u>	<u>\$ 852,383</u>	<u>\$ 836,565</u>	<u>\$ 884,908</u>	<u>\$ 896,013</u>
Total change in net position:										
Governmental activities change in net position	\$ 13,902	\$ 98,886	\$ 69,399	\$ 41,786	\$ 35,367	\$ 28,106	\$ (53,369)	\$ 42,493	\$ 450,884	\$ 200,065
Business-type activities change in net position	630	3,455	3,143	6,984	4,718	8,463	2,469	6,895	3,387	4,646
Total primary government change in net position	<u>\$ 14,532</u>	<u>\$ 102,341</u>	<u>\$ 72,542</u>	<u>\$ 48,770</u>	<u>\$ 40,085</u>	<u>\$ 36,569</u>	<u>\$ (50,900)</u>	<u>\$ 49,388</u>	<u>\$ 454,271</u>	<u>\$ 204,711</u>

FRANKLIN COUNTY, OHIO
Fund Balances, Governmental Funds
(Modified Accrual Basis of Accounting)
Last Ten Years
(Amounts in 000's)

Table 3

	2013	2014	2015	2016	2017	2018	2019	2020	2021	2022
General fund:										
Nonspendable	\$ 2,177	\$ 2,251	\$ 2,562	\$ 4,601	\$ 4,306	\$ 4,015	\$ 3,828	\$ 4,493	\$ 4,798	\$ 6,436
Restricted	853	1,545	1,772	2,312	2,565	3,111	4,031	3,729	4,078	4,576
Committed	26,850	30,690	30,892	29,478	38,065	49,574	70,415	93,083	144,232	201,504
Assigned	-	-	-	12,208	24,666	14,078	24,891	52,054	-	-
Unassigned	137,720	174,084	189,450	190,171	199,499	211,282	229,366	219,696	278,508	213,725
Total general fund	<u>167,600</u>	<u>208,570</u>	<u>224,676</u>	<u>238,770</u>	<u>269,101</u>	<u>282,060</u>	<u>332,531</u>	<u>373,055</u>	<u>431,616</u>	<u>426,241</u>
All other governmental funds:										
Nonspendable	1,228	1,749	1,759	1,353	1,419	2,612	1,885	2,274	2,808	3,230
Restricted	602,014	587,015	632,067	665,984	717,351	806,147	721,675	695,029	766,136	797,307
Committed	2,492	294	2,399	5,115	5,398	177,135	174,223	182,986	105,617	55,317
Assigned	5,750	4,425	3,030	1,455	4,849	26,425	15,310	4,278	97	68
Unassigned	(1,461)	(1,148)	(1,602)	(2,098)	(1,907)	(1,652)	(689)	(105)	(179)	(110)
Total all other governmental funds	<u>610,023</u>	<u>592,335</u>	<u>637,653</u>	<u>671,809</u>	<u>727,110</u>	<u>1,010,667</u>	<u>912,404</u>	<u>884,462</u>	<u>874,479</u>	<u>855,812</u>
Total governmental funds	<u>\$ 777,623</u>	<u>\$ 800,905</u>	<u>\$ 862,329</u>	<u>\$ 910,579</u>	<u>\$ 996,211</u>	<u>\$ 1,292,727</u>	<u>\$ 1,244,935</u>	<u>\$ 1,257,517</u>	<u>\$ 1,306,095</u>	<u>\$ 1,282,053</u>

General Fund



FRANKLIN COUNTY, OHIO
 Changes in Fund Balances, Governmental Funds
 (Modified Accrual Basis of Accounting)
 Last Ten Years
 (Amounts in 000's)

Table 4

	2013	2014	2015	2016	2017	2018	2019	2020	2021	2022
Revenues:										
Sales tax	\$ 155,560	\$ 260,193	\$ 291,575	\$ 306,992	\$ 302,935	\$ 303,269	\$ 313,008	\$ 311,493	\$ 362,169	\$ 392,693
Property taxes	410,865	409,467	411,084	421,996	432,379	455,621	460,844	470,740	498,265	526,149
Licenses and permits	2,315	2,910	2,717	3,202	3,357	3,438	3,239	3,375	3,288	3,249
Fees and charges for services	100,356	94,731	100,558	107,652	106,610	98,236	101,209	105,627	107,181	116,074
Fines and forfeitures	4,596	5,534	6,003	4,278	4,548	6,595	4,756	3,696	3,869	4,039
Intergovernmental	322,108	334,031	332,891	342,646	377,957	365,829	388,429	451,079	480,372	533,773
Investment income	2,140	8,570	9,601	8,149	13,414	27,497	50,451	32,392	(9,023)	(60,685)
Other	25,431	29,756	24,418	31,648	40,727	27,525	26,256	25,329	37,363	40,692
Total revenues	1,023,371	1,145,192	1,178,847	1,226,563	1,281,927	1,288,010	1,348,192	1,403,731	1,483,484	1,555,984
Expenditures:										
Current:										
General government	107,788	116,846	119,018	136,937	124,681	128,309	129,369	151,693	136,419	160,495
Judicial	74,104	77,080	79,771	82,017	87,621	89,491	92,730	92,421	95,133	104,629
Public safety	147,106	159,073	170,799	177,059	190,274	203,724	212,508	227,097	233,198	246,970
Human services	287,070	299,140	316,435	321,579	338,758	347,013	366,382	362,134	350,282	378,552
Health	295,122	303,275	307,757	318,840	316,500	320,664	325,209	304,244	330,766	348,765
Public works	43,692	46,930	39,244	54,200	46,087	37,835	49,459	56,405	49,251	71,650
Conservation and recreation	18,200	18,242	18,302	18,758	19,124	19,403	19,490	19,707	20,188	20,429
Community development	6,579	7,886	9,261	10,207	7,255	7,507	5,088	29,075	30,959	49,857
Capital outlays	32,706	48,826	10,647	21,003	20,986	57,178	132,587	83,004	99,111	69,588
Debt service:										
Principal retirement	23,807	25,551	22,990	23,088	16,362	28,122	25,509	26,554	24,290	22,932
Interest and fiscal charges	16,262	14,820	14,577	13,880	13,423	18,490	23,048	21,638	19,546	17,926
Debt issuance cost	921	592	432	253	-	1,521	61	-	572	-
Intergovernmental grants	12,630	7,954	10,849	7,673	12,648	7,968	13,154	13,480	44,394	84,138
Total expenditures	1,065,987	1,126,215	1,120,082	1,185,494	1,193,719	1,267,225	1,394,594	1,387,452	1,434,109	1,575,931
Excess (deficiency) of revenues over (under) expenditures	(42,616)	18,977	58,765	41,069	88,208	20,785	(46,402)	16,279	49,375	(19,947)
Other financing sources (uses):										
Transfers in	48,062	48,732	84,331	84,592	93,245	104,681	69,935	71,230	70,699	63,794
Transfers out	(48,009)	(51,292)	(86,976)	(87,041)	(96,121)	(113,047)	(72,801)	(76,549)	(72,439)	(72,032)
Proceeds of debt ¹	65,643	6,623	4,440	9,223	-	283,500	74	-	570	364
Leases	176	87	203	-	56	314	-	-	-	-
Sale of capital assets	83	155	661	407	244	283	352	1,622	373	3,779
Total other financing sources (uses)	65,955	4,305	2,659	7,181	(2,576)	275,731	(2,440)	(3,697)	(797)	(4,095)
Net change in fund balances	\$ 23,339	\$ 23,282	\$ 61,424	\$ 48,250	\$ 85,632	\$ 296,516	\$ (48,842)	\$ 12,582	\$ 48,578	\$ (24,042)
Debt service as a percentage of noncapital expenditures	3.96%	3.82%	3.38%	3.20%	2.58%	3.89%	3.89%	3.74%	3.31%	2.76%

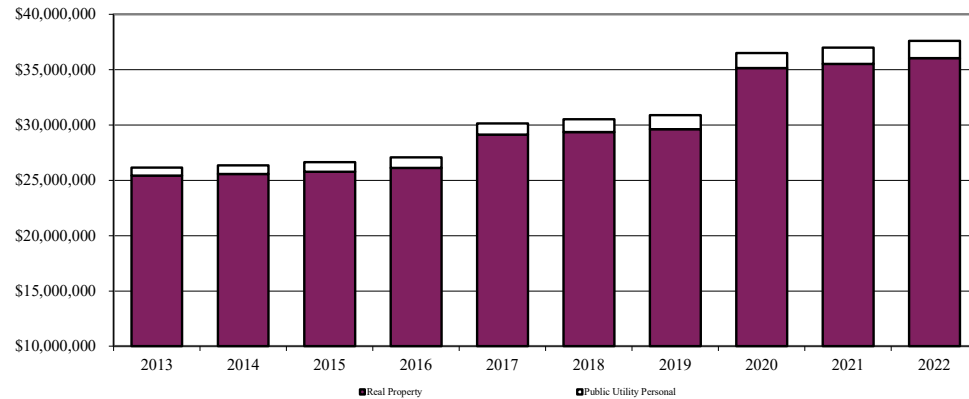
Notes: ¹Includes bonds, notes, loans, related premiums and discounts, refunding bonds and payment to escrow.

FRANKLIN COUNTY, OHIO
 Assessed and Estimated Actual Value of Taxable Property
 Last Ten Years
 (Amounts in 000's)

Table 5

Tax Year	Real Property		Public Utility Personal		Total			Total Direct Tax Rate
	Assessed Value ¹	Estimated Actual Value	Assessed Value ¹	Estimated Actual Value	Assessed Value ¹	Estimated Actual Value	Ratio	
2013	\$ 25,423,633	\$ 72,638,951	\$ 737,076	\$ 2,105,931	\$ 26,160,709	\$ 74,744,883	35.0%	17.72
2014	25,570,751	73,059,289	787,932	2,251,234	26,358,683	75,310,523	35.0%	17.72
2015	25,779,673	73,656,209	862,772	2,465,063	26,642,445	76,121,272	35.0%	17.72
2016	26,115,763	74,616,466	952,060	2,720,171	27,067,823	77,336,637	35.0%	17.72
2017	29,122,982	83,208,520	1,032,175	2,949,071	30,155,157	86,157,591	35.0%	18.17
2018	29,358,662	83,881,891	1,147,355	3,278,157	30,506,017	87,160,048	35.0%	18.17
2019	29,622,129	84,634,654	1,260,089	3,600,254	30,882,218	88,234,908	35.0%	18.17
2020	35,136,690	100,390,543	1,357,640	3,878,971	36,494,330	104,269,514	35.0%	18.17
2021	35,517,649	101,478,997	1,467,833	4,193,809	36,985,482	105,672,806	35.0%	18.82
2022	36,037,928	102,965,509	1,571,178	4,489,080	37,609,106	107,454,589	35.0%	18.82

Assessed Value of Taxable Property



Source: Franklin County Auditor's Office

Notes: ¹ Assessed value = 35% of estimated actual value.

FRANKLIN COUNTY, OHIO
 Assessed Valuation of the County by Classification
 Last Ten Years
 (Amounts in 000's)

Table 6

Tax Year	Real Estate Classification								Personal Property			
	Residential/ Agricultural		Commercial/ Industrial		Public Utility Real Estate		Total Real Estate		Public Utility Personal		Total Assessed Valuation	
	Amount	Percent of Total	Amount	Percent of Total	Amount	Percent of Total	Amount	Percent of Total	Amount	Percent of Total	Amount	Percent of Total
2013	\$ 17,833,272	68.17%	\$ 7,576,188	28.96%	\$ 14,173	0.05%	\$ 25,423,633	97.18%	\$ 737,076	2.82%	\$ 26,160,709	100.00%
2014	17,963,102	68.15%	7,592,805	28.81%	14,844	0.06%	25,570,751	97.01%	787,932	2.99%	26,358,683	100.00%
2015	18,044,048	67.73%	7,721,400	28.98%	14,225	0.05%	25,779,673	96.76%	862,772	3.24%	26,642,445	100.00%
2016	18,137,195	67.01%	7,965,543	29.43%	13,025	0.05%	26,115,763	96.48%	952,060	3.52%	27,067,823	100.00%
2017	20,424,400	67.73%	8,685,920	28.80%	12,662	0.04%	29,122,982	96.58%	1,032,175	3.42%	30,155,157	100.00%
2018	20,518,382	67.26%	8,828,123	28.94%	12,157	0.04%	29,358,662	96.24%	1,147,355	3.76%	30,506,017	100.00%
2019	20,748,350	67.19%	8,861,435	28.69%	12,344	0.04%	29,622,129	95.92%	1,260,089	4.08%	30,882,218	100.00%
2020	25,065,955	68.69%	10,058,187	27.56%	12,548	0.03%	35,136,690	96.28%	1,357,640	3.72%	36,494,330	100.00%
2021	25,350,726	68.54%	10,154,557	27.46%	12,366	0.03%	35,517,649	96.03%	1,467,833	3.97%	36,985,482	100.00%
2022	25,674,508	68.27%	10,351,806	27.52%	11,614	0.03%	36,037,928	95.82%	1,571,178	4.18%	37,609,106	100.00%

Source: Franklin County Auditor's Office.

FRANKLIN COUNTY, OHIO

Real Property Value and Construction

Last Ten Years

(Amounts in 000's)

Table 7

Tax Year	New Construction			Real Property Value		
	Residential/ Agricultural	Commercial/ Industrial	Total New Construction	Residential/ Agricultural ¹	Commercial/ Industrial/ Public Utility ¹	Tax-Exempt ²
2013	\$ 209,512	\$ 569,128	\$ 778,640	\$ 50,952,206	\$ 21,686,746	\$ 24,757,932
2014	245,452	416,053	661,505	51,323,149	21,736,140	25,293,626
2015	273,063	558,864	831,927	51,554,422	22,101,787	27,200,865
2016	284,640	746,653	1,031,293	51,820,556	22,795,907	27,766,536
2017	328,305	585,174	913,479	58,355,428	24,853,092	32,004,914
2018	383,705	723,025	1,106,730	58,623,948	25,257,942	33,506,254
2019	491,989	721,570	1,213,559	59,281,000	25,353,653	35,513,300
2020	609,420	602,548	1,211,968	71,617,016	28,773,528	42,126,390
2021	652,210	844,730	1,496,940	72,430,645	29,048,352	43,300,239
2022	567,484	1,115,277	1,682,761	73,355,737	29,609,771	45,275,775

Source: Franklin County Auditor's Office.

Notes: All are appraised values.

¹Includes value and or class adjustments (e.g., homestead, current agricultural use valuation).

²Includes abated values.

FRANKLIN COUNTY, OHIO
 Property Taxes on a \$100,000
 Owner-Occupied Home or a Business
 City of Columbus / Columbus School District
 December 31, 2022

Table 8

Real estate taxes help finance your school district, your city, village or township, your public library, your parks and zoo, and various County services. In the example below, if your home or business has an appraised value of \$100,000 located in the City of Columbus and the Columbus City School District for tax year 2022, this is how the taxes will be distributed in calendar year 2023.

<u>Tax Recipient</u>	<u>Home</u>	<u>Business</u>
Columbus City Schools	\$ 1,312.40	\$ 1,827.93
Board of Developmental Disabilities	180.80	203.39
Children Services	125.47	145.28
City of Columbus	109.90	109.90
ADAMH Board	79.46	86.51
Columbus Public Library	72.27	81.53
County General Fund	51.45	51.45
Office on Aging	45.23	50.85
Metro Parks	27.56	29.67
Zoological Park	18.02	21.79
Columbus State	<u>16.45</u>	<u>16.45</u>
Total	<u>\$ 2,039.01</u>	<u>\$ 2,624.75</u>

FRANKLIN COUNTY, OHIO
 Property Tax Rates - Direct and Overlapping Governments
 (Per \$1,000 of Assessed Value)
 Last Ten Years

Table 9

	2013	2014	2015	2016	2017	2018	2019	2020	2021	2022
County direct rate:										
General Fund	\$ 1.47	\$ 1.47	\$ 1.47	\$ 1.47	\$ 1.47	\$ 1.47	\$ 1.47	\$ 1.47	\$ 1.47	\$ 1.47
Children Services	5.00	5.00	5.00	5.00	5.00	5.00	5.00	5.00	5.00	5.00
ADAMH Board	2.20	2.20	2.20	2.20	2.20	2.20	2.20	2.20	2.85	2.85
FCBDD	7.00	7.00	7.00	7.00	7.00	7.00	7.00	7.00	7.00	7.00
Zoological Park	0.75	0.75	0.75	0.75	0.75	0.75	0.75	0.75	0.75	0.75
Office on Aging	1.30	1.30	1.30	1.30	1.75	1.75	1.75	1.75	1.75	1.75
Total direct rate	\$ 17.72	\$ 17.72	\$ 17.72	\$ 17.72	\$ 18.17	\$ 18.17	\$ 18.17	\$ 18.17	\$ 18.82	\$ 18.82
Overlapping rates										
School districts:										
Bexley	\$ 113.60	\$ 113.40	\$ 112.95	\$ 112.53	\$ 112.28	\$ 111.93	\$ 120.73	\$ 120.73	\$ 120.73	\$ 120.73
Canal Winchester	78.70	78.90	78.91	79.00	77.50	77.19	79.68	73.67	73.27	72.60
Columbus	76.00	76.10	75.90	81.88	82.33	82.18	82.08	81.63	81.03	81.03
Dublin	88.59	88.59	88.59	88.59	88.09	93.70	93.49	92.09	92.09	92.09
Gahanna-Jefferson	72.10	72.61	73.26	73.26	73.01	78.29	78.69	87.96	87.96	87.96
Grandview Heights	104.30	110.30	110.05	110.05	109.05	112.85	112.60	112.15	111.85	111.85
Groveport-Madison	57.60	67.09	66.28	65.49	64.58	64.34	63.69	63.48	62.86	62.86
Hamilton	56.90	56.90	56.65	55.90	55.90	54.90	54.90	54.15	52.40	51.65
Hilliard	89.45	89.55	89.55	94.35	93.75	93.75	93.75	91.90	91.55	91.55
New Albany-Plain	74.99	74.74	74.34	74.09	72.34	71.09	72.09	72.09	72.09	71.84
Reynoldsburg	73.90	74.90	74.45	74.45	71.85	71.85	71.55	70.05	68.80	68.80
South-Western	73.25	73.25	73.15	73.15	73.15	73.15	73.15	73.15	72.85	72.05
Upper Arlington	106.08	106.08	105.96	106.01	114.76	114.76	114.76	114.36	114.36	121.26
Westerville	80.05	80.60	80.50	80.35	79.20	78.95	80.06	85.06	84.86	84.29
Whitehall	73.25	73.80	73.80	73.10	72.85	75.95	74.35	73.85	73.85	74.65
Worthington	95.94	96.94	96.94	96.94	96.94	102.09	104.09	105.64	107.64	113.44
School districts (out-of-County):										
Jonathan Alder	\$ 37.60	\$ 37.60	\$ 36.60	\$ 36.10	\$ 35.60	\$ 35.35	\$ 35.35	\$ 35.35	\$ 34.85	\$ 34.75
Licking Heights	60.31	60.54	59.59	60.89	62.88	60.29	59.59	56.94	56.74	56.28
Madison-Plains	48.45	48.45	48.45	48.45	48.45	48.45	48.45	48.45	48.45	48.45
Olentangy	78.62	78.62	78.62	85.44	84.30	84.30	84.30	92.20	92.20	92.20
Pickerington	84.70	84.70	83.60	83.20	82.70	82.70	80.30	79.70	79.70	79.20
Teays Valley	31.80	31.00	31.00	31.00	31.00	30.00	30.00	30.00	28.60	28.60
Joint vocational school districts:										
Central Ohio	\$ 1.60	\$ 1.60	\$ 1.60	\$ 1.60	\$ 1.60	\$ 1.60	\$ 1.60	\$ 1.60	\$ 1.60	\$ 1.80
Delaware County	3.20	3.20	3.20	1.50	3.20	3.20	3.20	3.20	3.20	3.20
Eastland	2.00	2.00	2.00	2.00	2.00	2.00	2.00	2.00	2.00	2.00
Licking County	2.56	2.54	2.58	2.57	2.55	2.55	2.55	2.50	2.50	2.50
Corporations:										
Bexley	\$ 7.85	\$ 7.85	\$ 7.85	\$ 7.85	\$ 7.85	\$ 5.45	\$ 5.45	\$ 5.45	\$ 5.45	\$ 5.45
Brice	3.20	3.20	3.20	3.20	3.20	3.20	3.20	3.20	3.20	3.20
Canal Winchester	2.00	2.00	2.00	2.00	2.00	2.00	2.00	2.00	2.00	2.00
Columbus	3.14	3.14	3.14	3.14	3.14	3.14	3.14	3.14	3.14	3.14
Dublin	2.95	2.95	2.95	2.95	2.95	2.95	2.95	2.95	2.95	2.95
Gahanna	2.40	2.40	2.40	2.40	2.40	2.40	2.40	2.40	2.40	2.40

(Continued on next page)

FRANKLIN COUNTY, OHIO
 Property Tax Rates - Direct and Overlapping Governments
 (Per \$1,000 of Assessed Value)
 Last Ten Years

Table 9

	2013	2014	2015	2016	2017	2018	2019	2020	2021	2022
Grandview Heights	10.15	10.15	10.15	10.15	10.15	10.15	10.15	10.15	10.15	14.03
Grove City	3.50	3.50	3.50	3.50	3.50	3.50	3.50	3.50	3.50	3.50
Groveport	1.40	1.40	1.40	1.40	1.40	1.40	1.40	1.40	1.40	1.40
Harrisburg	1.00	1.00	1.00	1.00	1.00	1.00	1.00	1.00	1.00	1.00
Hilliard	1.60	1.60	1.60	1.60	1.60	1.60	1.60	1.60	1.60	1.60
Lithopolis	5.90	1.90	1.90	1.90	1.90	1.90	1.90	1.90	1.90	1.90
Lockbourne	2.50	2.50	2.50	2.50	2.50	2.50	2.50	2.50	2.50	2.50
Marble Cliff	1.00	1.00	0.35	0.35	0.35	0.35	0.35	0.35	0.35	0.35
Minerva Park	15.85	15.70	15.10	15.10	15.10	15.10	15.10	13.20	13.20	13.20
New Albany	1.94	1.94	1.94	1.94	1.94	1.94	1.94	1.94	1.94	1.94
Obetz	1.70	1.70	1.70	1.70	1.70	1.70	1.70	1.70	1.70	1.70
Pickerington	7.80	7.80	7.80	7.80	7.80	7.80	7.80	7.80	7.80	7.80
Reynoldsburg	0.70	0.70	0.70	0.70	0.70	0.70	0.70	0.70	0.70	0.70
Riverlea	7.65	7.65	25.66	25.90	23.01	20.25	20.25	19.00	19.15	19.15
Upper Arlington	6.62	6.58	6.58	6.58	6.22	6.17	6.17	5.97	5.97	5.89
Urbancrest	0.60	0.60	0.60	0.60	0.60	0.60	0.60	0.60	0.60	0.60
Valleyview	22.53	22.53	22.53	22.53	34.53	34.53	34.53	34.53	33.53	33.53
Westerville	20.30	20.30	20.30	23.10	23.06	23.02	23.02	23.45	23.45	23.45
Whitehall	1.50	1.50	1.50	1.50	1.50	1.50	1.50	1.50	1.50	4.33
Worthington	5.00	5.00	5.00	5.00	5.00	5.00	5.00	5.00	5.00	5.00
Townships:										
Blendon	\$ 30.65	\$ 32.51	\$ 32.51	\$ 37.11	\$ 37.20	\$ 37.15	\$ 38.40	\$ 38.40	\$ 38.26	\$ 38.35
Brown	12.80	17.92	17.92	17.92	17.92	17.92	17.92	17.92	17.92	17.92
Clinton	29.74	29.74	29.74	34.74	34.74	34.74	34.74	42.24	42.24	42.24
Franklin	25.20	25.20	25.20	31.09	35.19	35.19	35.19	37.53	37.34	40.83
Hamilton	16.05	16.55	17.05	21.05	21.05	24.55	25.55	25.55	25.55	25.55
Jackson	20.20	23.95	23.95	23.95	23.95	23.95	23.95	23.95	27.95	27.95
Jefferson	12.20	13.20	15.00	14.90	14.90	14.85	14.85	14.78	14.65	16.15
Madison	21.80	21.80	27.05	27.05	27.05	27.05	27.05	27.05	27.05	27.05
Mifflin	37.40	37.40	37.40	37.40	37.40	40.40	40.40	44.00	46.34	48.89
Norwich	25.72	25.72	25.72	25.72	25.72	25.72	25.72	25.72	25.72	25.72
Perry	21.60	21.60	25.10	25.10	25.10	25.10	25.02	25.10	25.10	25.10
Plain	15.35	15.35	15.25	15.25	15.25	15.25	15.25	15.25	15.25	15.25
Pleasant	21.20	21.20	21.20	21.20	21.20	21.20	21.20	21.20	21.20	21.20
Prairie	18.20	18.20	18.20	18.20	18.20	21.81	21.81	21.81	21.81	21.81
Sharon	23.50	23.50	23.50	23.50	27.50	27.50	27.50	27.50	27.50	27.50
Truro	20.50	20.50	20.50	23.00	23.00	23.00	23.00	27.00	26.00	26.00
Washington	15.45	15.45	15.45	15.45	15.45	15.45	15.45	15.45	8.75	15.45
Other units:										
Bexley Public Library	\$ 2.80	\$ 2.80	\$ 2.80	\$ 2.80	\$ 2.80	\$ 2.80	\$ 2.80	\$ 2.80	\$ 2.80	\$ 2.80
Columbus Metropolitan Library	2.80	2.80	2.80	2.80	2.80	2.80	2.80	2.80	2.80	2.80
Columbus State Community College	-	-	-	-	-	-	-	0.52	0.47	0.47
Grandview Heights Public Library	4.70	4.70	4.70	4.70	6.70	6.70	6.70	6.70	6.70	6.70
Delaware County District Library	1.00	1.00	1.00	1.00	1.00	1.00	1.00	1.00	1.00	1.00
Metropolitan Park District	0.75	0.75	0.75	0.75	0.75	0.75	0.95	0.95	0.95	0.95
New Albany-Plain Park District	1.59	1.59	1.59	1.59	1.59	1.54	1.54	1.44	1.44	4.35
Pickerington Public Library	0.75	0.75	0.75	0.75	0.75	0.75	1.25	1.25	1.25	1.25
Plain City Public Library	0.75	0.75	1.50	1.50	1.50	1.50	1.50	1.50	1.50	1.50
Southwest Public Library	1.00	1.00	1.00	1.00	1.00	1.00	1.00	1.00	1.00	1.00
Upper Arlington Public Library	2.00	2.00	2.00	2.00	2.00	2.00	2.00	2.00	2.00	3.00
Westerville Public Library	2.00	2.00	2.00	2.00	2.00	2.00	2.00	2.00	2.00	2.00
Worthington Public Library	4.80	4.80	4.80	4.80	4.80	4.80	4.80	4.80	4.80	4.80

Source: Franklin County Auditor's Office.

FRANKLIN COUNTY, OHIO
Principal Property Taxpayers
As of December 31, 2022 and December 31, 2013
(Amounts in 000's)

Table 10

2022					2013				
Taxpayer	Assessed Valuation	Rank	Percent of Total	Rank in 2013	Taxpayer	Assessed Valuation	Rank	Percent of Total	
Public utilities:					Public utilities:				
Ohio Power Company	\$ 1,028,762	1	2.74%	1	Ohio Power Company	\$ 563,873	1	2.16%	
AEP Ohio Transmission	253,060	2	0.67%	3	Columbia Gas of Ohio Inc.	89,891	2	0.34%	
Columbia Gas of Ohio Inc.	208,984	3	0.56%	2	AEP Ohio Transmission	44,770	3	0.17%	
American Electric Power Service	20,625	4	0.05%	4	American Electric Power	17,836	4	0.07%	
Real estate:					Real estate:				
Nationwide Mutual Insurance Company	73,720	1	0.20%	1	Nationwide Mutual Insurance Company	77,935	1	0.30%	
GLP Capital LP	46,279	2	0.12%	-	Distribution Land Corp	64,974	2	0.25%	
Distribution Land Company LLC	45,817	3	0.12%	2	CD Gaming Ventures	47,775	3	0.18%	
Huntington Center Owner LLC	39,411	4	0.10%	4	Huntington Center	39,221	4	0.15%	
GS Owner LLC	31,791	5	0.08%	-	BRE/COH OH LLC	27,516	5	0.11%	
Scioto Downs Inc	26,093	6	0.07%	10	Battelle Memorial	21,528	6	0.08%	
STAG Industrial Holdings LLC	23,556	7	0.06%	-	New Albany Co LLC	20,900	7	0.08%	
National Retail Properties LP	23,082	8	0.06%	-	Huntington National Bank	19,296	8	0.07%	
MK 1 Property Company LLC	23,050	9	0.06%	-	Leslie H. Wexner	18,635	9	0.07%	
Quarry Owner 1 LLC	21,904	10	0.06%	-	Scioto Downs Inc.	18,435	10	0.07%	
All others	<u>35,742,972</u>		<u>95.05%</u>		All others	<u>25,088,124</u>		<u>95.90%</u>	
Total	<u>\$ 37,609,106</u>		<u>100.00%</u>		Total	<u>\$ 26,160,709</u>		<u>100.00%</u>	

Source: Franklin County Auditor's Office.

FRANKLIN COUNTY, OHIO

Property Tax Levies and Collections

Last Ten Years

(Amounts in 000's)

Table 11

Fiscal Year	Equalized Tax Levy ¹	Current Tax Collections ²	Percent of Levy Collected	Delinquent Tax Collections	Total Tax Collections ³	Percent of Total Collections to Levy	Outstanding Delinquent Taxes	Outstanding Delinquent Taxes to Levy
2013	\$ 487,303	\$ 436,322	89.5%	\$ 16,188	\$ 452,510	92.9%	\$ 36,098	7.4%
2014	462,852	434,540	93.9%	15,628	450,168	97.3%	30,821	6.7%
2015	462,751	439,284	94.9%	13,248	452,532	97.8%	27,574	6.0%
2016	467,787	450,068	96.2%	13,094	463,162	99.0%	23,438	5.0%
2017	475,311	459,202	96.6%	12,176	471,378	99.2%	23,288	4.9%
2018	496,580	481,905	97.0%	11,718	493,623	99.4%	22,521	4.5%
2019	502,800	483,996	96.3%	11,767	495,763	98.6%	20,137	4.0%
2020	508,554	491,460	96.6%	11,872	503,332	99.0%	17,696	3.5%
2021	522,556	506,204	96.9%	9,922	516,126	98.8%	21,522	4.1%
2022	554,402	537,220	96.9%	15,424	552,644	99.7%	21,365	3.9%

Source: Franklin County Auditor's Office.

Notes: ¹Levy before adjustment for exempt valuation.

²Current tax collections include state reimbursement for homestead/roll-back.

³Total tax collections include state reimbursement for homestead/roll-back.

FRANKLIN COUNTY, OHIO
Property Tax Levies - Voted and Unvoted
(Per \$1,000 of Assessed Value)
As of December 31, 2022 and December 31, 2013

Table 12

	2022					
	Full Tax Rate	Effective Rate Res/Agr	Effective Rate Com/Ind	Year of Election	Beginning Year of Collection	Final Year of Collection
General Fund	\$ 1.47	\$ 1.470000	\$ 1.470000	Unvoted		
Children Services	1.90	1.297293	1.577281	2014	2015	2024
Children Services	3.10	2.287638	2.573458	2019	2020	2029
ADAMH Board	2.20	1.623485	1.826325	2020	2022	2026
ADAMH Board	0.65	0.646736	0.645446	2020	2022	2026
Board of Developmental Disabilities	3.50	2.582818	2.905518	2008	2009	IND
Board of Developmental Disabilities	3.50	2.582818	2.905518	2017	2019	2028
Zoological Park	0.75	0.514765	0.622611	2015	2016	2025
Office on Aging	1.30	0.959332	1.079192	2022	2023	2027
Office on Aging	0.45	0.332989	0.373566	2022	2023	2027
Total	<u>\$ 18.82</u>	<u>\$ 14.297874</u>	<u>\$ 15.978915</u>			
	2013					
	Full Tax Rate	Effective Rate Res/Agr	Effective Rate Com/Ind	Year of Election	Beginning Year of Collection	Final Year of Collection
General Fund	\$ 1.47	\$ 1.470000	\$ 1.470000	Unvoted		
Children Services	1.90	1.757971	1.888396	2004	2005	2014
Children Services	3.10	3.100000	3.100000	2009	2010	2019
ADAMH Board	2.20	2.200000	2.200000	2005	2007	2016
Board of Developmental Disabilities	3.50	3.500000	3.500000	2011	2013	2018
Board of Developmental Disabilities	3.50	3.500000	3.500000	2008	2009	IND
Zoological Park	0.75	0.697561	0.745419	2004	2006	2015
Office on Aging	1.30	1.300000	1.300000	2012	2013	2017
Total	<u>\$ 17.72</u>	<u>\$ 17.525532</u>	<u>\$ 17.703815</u>			

Source: Franklin County Auditor's Office

Notes: Tax rates displayed are for tax years 2022 and 2013, to be collected in 2023 and 2014 respectively.
IND - Indefinite

FRANKLIN COUNTY, OHIO
Other Major General Fund Revenue Sources
Last Ten Years
(Amounts in 000's)

Table 13

County sales tax:

The County imposed a one-half percent sales tax increase effective September 1, 1985, an additional one-fourth percent effective October 1, 2005 and an additional one-fourth percent effective January 1, 2014. A temporary one-fourth percent sales tax became effective October 1, 2005, and expired December 31, 2007. A temporary one-fourth percent sales tax became effective January 1, 2014 and was due to expire on December 31, 2018. However, the County Commissioners passed a resolution on December 19, 2017 that this tax shall not expire on December 31, 2018 but shall continue for an unspecified, continuing period of time. The sales tax may be repealed if a majority of voters approve the repeal at a general election. The question of repeal must be placed on the ballot by a petition signed by qualified voters equal to 10% of those voting for governor in the last gubernatorial election. No such petition has been filed with the County Board of Elections. In March of 2018, the County Commissioners authorized the issuance of \$250 million Various Purpose Sales Tax Revenue Bonds, Series 2018 (the "Bonds"), which were issued on June 5, 2018. The County Commissioners may not repeal, rescind or reduce any portion of either of the County sales taxes, and no portion of either of the County sales tax is subject to repeal or reduction by the electorate of the County, while the Bonds, or any additional bonds that may be authorized and issued, remain outstanding.

Local Government fund:

The Ohio local government fund was created by statute and is comprised of designated state revenues, which are distributed to each county and then allocated among the county and cities, villages and townships in the county on the basis of statutory formulas.

The following table shows sales taxes and local government fund revenue for the County:

Fiscal Year	Sales Tax			Local Government Fund
	Levy	Cash Basis*	Accrual Basis	
2013	0.75%	\$ 152,492	\$ 155,758	\$ 12,073
2014	1.25%	237,688	272,497	11,372
2015	1.25%	285,942	293,785	13,390
2016	1.25%	302,531	308,532	12,281
2017	1.25%	302,081	301,223	12,738
2018	1.25%	297,065	304,956	13,563
2019	1.25%	310,227	314,049	14,461
2020	1.25%	305,185	310,481	12,716
2021	1.25%	349,930	366,616	17,830
2022	1.25%	384,846	395,690	17,551

Source: Franklin County Auditor's Office.

* - Excludes 1% administration fee

FRANKLIN COUNTY, OHIO
Ratios of Outstanding Debt by Type
Last Ten Years
(Amounts in 000's, Except Per Capita)

Table 14

Fiscal Year	Governmental Activities							Business-type Activities				Total Primary Government	Personal Income			Debt Per Capita
	General Obligation Bonds	General Obligation Notes	Special Obligation Bonds	Special Obligation Notes	Loans	Lease Liability	Total	Bonds	Notes	Loans	Total		Total ¹	Percentage	Population ²	
2013	\$ 288,955	\$ 8,527	\$ 24,755	\$ 8,000	\$ 11,550	\$ 24,055	\$ 365,842	\$ 8,770	\$ -	\$ 11,318	\$ 20,088	\$ 385,930	\$ 49,947,000	0.77%	1,183,593	\$ 326.07
2014	290,158	8,009	23,980	6,000	4,188	23,409	355,744	8,862	-	11,438	20,300	376,044	54,675,000	0.69%	1,192,653	315.30
2015	281,118	7,482	23,165	4,000	3,902	22,837	342,504	8,780	-	13,056	21,836	364,340	57,238,000	0.64%	1,202,423	303.00
2016	271,773	6,947	22,730	-	3,615	21,866	326,931	12,761	6,500	13,204	32,465	359,396	61,792,000	0.58%	1,253,522	286.71
2017	256,138	6,405	21,680	-	3,327	20,648	308,198	12,259	6,500	12,332	31,091	339,289	64,449,000	0.53%	1,291,981	262.61
2018	262,196	5,854	270,595	-	3,040	19,813	561,498	11,674	-	16,645	28,319	589,817	67,389,000	0.88%	1,318,164	447.45
2019	250,637	5,295	255,260	-	2,753	18,595	532,540	9,409	-	22,321	31,730	564,270	70,307,000	0.80%	1,332,352	423.51
2020	237,923	4,727	239,900	-	2,610	17,328	502,488	8,854	-	25,697	34,551	537,039	71,294,000	0.75%	1,332,352	403.08
2021	227,704	4,151	231,620	-	2,323	21,181	486,979	8,820	-	26,936	35,756	522,735	74,194,000	0.70%	1,335,550	391.40
2022	209,154	3,566	226,395	-	2,400	21,585	463,100	8,079	-	24,803	32,882	495,982	81,931,000	0.61%	1,332,150	372.32

Source: Franklin County Auditor's Office.

Notes: ¹ Estimated based on information provided by Woods & Poole Economics.

² Estimates by Mid-Ohio Regional Planning Commission and information provided by Woods & Poole Economics.

FRANKLIN COUNTY, OHIO
Ratios of General Bonded Debt Outstanding
Last Ten Years
(Amounts in 000's)

Table 15

Tax Year	Population ^{1,2}	Assessed Value	Gross Bonded Debt ³	Less Assigned Debt Service Funds ⁴	Net General Bonded Debt	Ratio of Net General Bonded Debt to Assessed Value	Net General Bonded Debt per Capita ²
2013	1,183,593	\$ 26,160,709	\$ 322,480	\$ 5,750	\$ 316,730	1.211%	\$ 267.60
2014	1,192,653	26,358,683	323,000	4,425	318,575	1.209%	267.11
2015	1,202,423	26,642,445	313,063	3,030	310,033	1.164%	257.84
2016	1,253,522	27,067,823	307,264	1,455	305,809	1.130%	243.96
2017	1,291,981	30,155,157	290,077	4,849	285,228	0.946%	220.77
2018	1,318,164	30,506,017	544,465	26,425	518,040	1.698%	393.00
2019	1,332,352	30,882,218	515,306	15,310	499,996	1.619%	375.27
2020	1,332,352	36,494,330	486,677	4,278	482,399	1.322%	362.07
2021	1,335,550	36,985,482	468,144	97	468,047	1.265%	350.45
2022	1,332,150	37,609,106	443,628	68	443,560	1.179%	332.97

Sources:

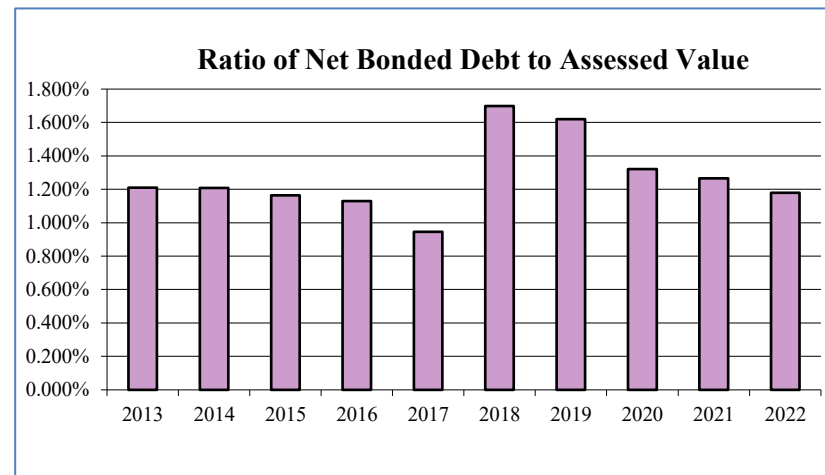
¹ Estimates by Mid-Ohio Regional Planning Commission and Woods & Poole Economics.

² Population and Net Bonded Debt per Capita amounts are not in thousands.

³ Gross Bonded Debt and is calculated as follows for 2022:

General obligation bonds	\$ 209,154
Special obligation bonds	226,395
Bonds supported by enterprise revenues	8,079
	<u>\$ 443,628</u>

⁴ Resources available in the General Bond Retirement and Sales Tax Debt Service funds to pay principal of outstanding debt.



FRANKLIN COUNTY, OHIO

Table 16

Computation of Legal Debt Margin
Last Ten Years
(Amounts in 000's)

	2013	2014	2015	2016	2017	2018	2019	2020	2021	2022
Total assessed property value	\$ 26,160,709	\$ 26,358,683	\$ 26,642,445	\$ 27,067,823	\$ 30,155,157	\$ 30,506,017	\$ 30,882,218	\$ 36,484,330	\$ 36,985,482	\$ 37,609,106
Total debt limit:										
Debt limit of assessed value ¹	\$ 652,518	\$ 657,467	\$ 664,561	\$ 675,196	\$ 752,379	\$ 761,150	\$ 770,555	\$ 910,608	\$ 923,137	\$ 938,728
Amount of debt applicable to limit:										
General obligation bonds and notes	251,245	240,085	227,465	223,500	211,705	186,775	178,865	169,765	174,925	162,000
Amount of debt subject to limit	251,245	240,085	227,465	223,500	211,705	186,775	178,865	169,765	174,925	162,000
Legal debt margin	\$ 401,273	\$ 417,382	\$ 437,096	\$ 451,696	\$ 540,674	\$ 574,375	\$ 591,690	\$ 740,843	\$ 748,212	\$ 776,728
Legal debt margin as a percentage of the debt limit	61.50%	63.48%	65.77%	66.90%	71.86%	75.46%	76.79%	81.36%	81.05%	82.74%
Unvoted debt limit:										
Unvoted debt limit of assessed value ²	\$ 261,607	\$ 263,587	\$ 266,424	\$ 270,678	\$ 301,552	\$ 305,060	\$ 308,822	\$ 364,843	\$ 369,855	\$ 376,091
Amount of debt subject to limit	251,245	240,085	227,465	223,500	211,705	186,775	178,865	169,765	174,925	162,000
Unvoted legal debt margin	\$ 10,362	\$ 23,502	\$ 38,959	\$ 47,178	\$ 89,847	\$ 118,285	\$ 129,957	\$ 195,078	\$ 194,930	\$ 214,091
Unvoted legal debt margin as a percentage of the unvoted debt limit	3.96%	8.92%	14.62%	17.43%	29.79%	38.77%	42.08%	53.47%	52.70%	56.93%

Notes: ¹ Debt limit is a total of a sum equal to thr General obligation bonds, notes and loans subject to debt limit calculations: plus one and one-half percent of such valuation in excess of \$100,000,000 and not in excess of \$300,000,000 plus two and one-half percent of such valuation in excess of \$300,000,000.

² Debt limit is one percent of total assessed valuation.

Governmental activities:	
General obligation bonds	\$ 164,705
General obligation notes	3,566
Taxable special obligation bonds	226,395
Loans	2,400
	<u>397,066</u>
Business-type activities:	
General obligation bonds	7,870
Loans	24,803
	<u>32,673</u>
Total outstanding debt	429,739
Exemptions:	
Self-supported debt	48,718
Used for construction of facilities	210,350
Used for energy conservation measures	6,126
Used for road or bridge construction	2,545
Total exemptions	<u>267,739</u>
Net debt	\$ <u>162,000</u>

FRANKLIN COUNTY, OHIO

Outstanding Debt

As of December 31, 2022 and December 31, 2013

(Amounts in 000's)

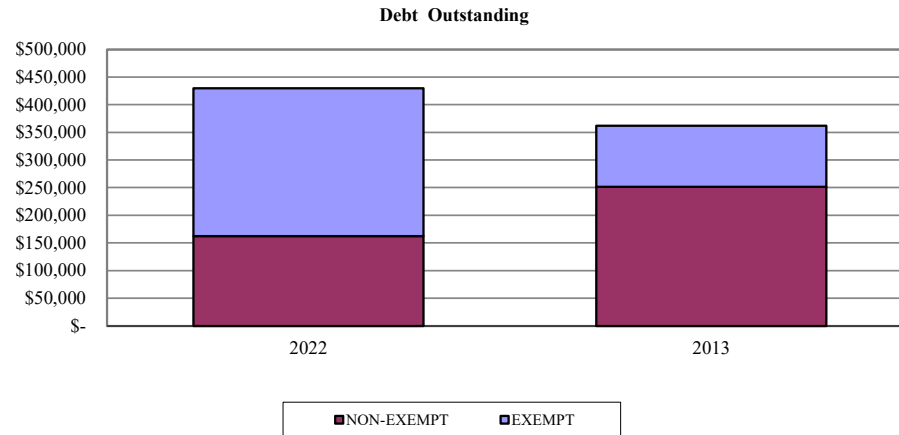
Table 17

2022		2013	
Total debt outstanding:	\$ 429,739	Total debt outstanding:	\$ 361,875
Exempt debt:		Exempt debt:	
Series 2007 stadium facility project bonds	14,835	Series 2005 road improvements bonds	1,200
Series 2013 energy conservation notes	3,566	Series 2005 refunding bonds	8,705
Series 2014 energy conservation bonds	2,560	Series 2007 road improvements bonds	2,400
Series 2014 road improvements bonds	145	Series 2007 stadium facility project bonds	24,755
Series 2014 sanitary sewer bonds	225	Series 2010 energy conservation bonds	22,755
Series 2016 parking facilities bonds	1,760	Series 2010 sanitary sewer bonds	8,770
Series 2016 stadium facility project bonds	1,210	Series 2010 county engineer building	2,650
Series 2018 sales tax revenue bonds	210,350	Series 2012 stadium facility project notes	8,000
Series 2021B refunding sanitary sewer bonds	5,885	Series 2013 energy conservation notes	8,527
Governmental activities - OPWC loans	2,400	Governmental activities - OPWC/ODOD loans	11,550
Business-type activities - OPWC/OWDA/ODOT loans	<u>24,803</u>	Business-type activities - OPWC/OWDA/ODOT loans	<u>11,318</u>
Total exempt debt	<u>267,739</u>	Total exempt debt	<u>110,630</u>
Total non-exempt debt ¹	<u><u>\$ 162,000</u></u>	Total non-exempt debt ¹	<u><u>\$ 251,245</u></u>

Source: Franklin County Auditor's Office.

Notes:

¹All of the County's outstanding non-exempt debt is in the form of bonds.



FRANKLIN COUNTY, OHIO
 Computation of Direct and Overlapping Debt
 As of December 31, 2022
 (Amounts in 000's)

Table 18

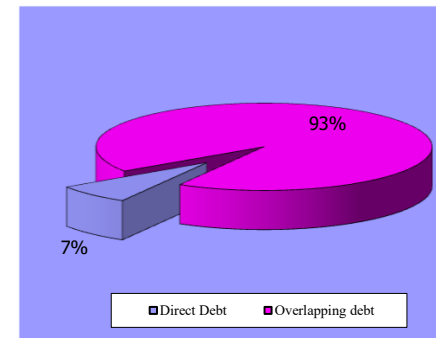
Political Subdivision	Debt Outstanding	Estimated Percentage Applicable ¹	Estimated Share of Overlapping Debt ¹
Direct debt:			
Franklin County ²	\$ 463,100	100.0%	\$ 463,100
Entities wholly within County:			
Cities	396,448	100.0%	396,448
Villages	37,669	100.0%	37,669
Townships	36,539	100.0%	36,539
School districts	1,071,852	100.0%	1,071,852
Other	80,445	100.0%	80,445
Entities partially within County:			
Cities	3,726,219	89.9%	3,349,871
School districts	1,499,278	55.7%	835,098
Special district	112,225	77.9%	87,423
Total overlapping debt	<u>6,960,675</u>		<u>5,895,345</u>
Total direct and overlapping debt	<u>\$ 7,423,775</u>		<u>\$ 6,358,445</u>

Source: Debt schedules submitted by political subdivisions to the Franklin County Budget Commission and Settlement Division and the Ohio Municipal Advisory Council.

Note: ¹Some political subdivisions are not wholly located within the legal boundaries of Franklin County. For those entities, the amount applicable to Franklin County is determined by dividing the assessed valuation of the Franklin County portion of the subdivision by the total assessed valuation. 2022 tax year valuations were used. Major entities partially within Franklin County include the cities of Columbus, Dublin, Pickerington, Reynoldsburg, Westerville, Canal Winchester and New Albany.

²Direct debt of Franklin County includes the following:

Governmental activities:	
General obligation bonds	\$ 209,154
General obligation notes	3,566
Special obligation bonds	226,395
Special obligation loans	2,400
Lease liability	21,585
	<u>\$ 463,100</u>



FRANKLIN COUNTY, OHIO
Pledged Revenue Coverage for Special Obligations
Last Ten Years
(Amounts in 000's)

Table 19

Tax Year	Licenses and Permits	Fees and Charges for Services	Fines and Forfeitures	Investment Income	Other Revenues	Sales of Capital Assets	Net Available Revenue	Debt Service		Coverage
								Principal ¹	Interest	
2013	\$ 397	\$ 53,561	\$ 1,194	\$ 2,098	\$ 2,949	\$ 22	\$ 60,221	\$ 2,740	\$ 1,489	14.2
2014	496	57,069	999	8,494	2,600	29	69,687	2,775	1,431	16.6
2015	510	53,001	1,079	9,572	2,563	26	66,751	2,815	1,373	15.9
2016	596	59,870	1,063	8,055	4,300	245	74,129	4,860	1,336	12.0
2017	781	60,272	1,063	13,146	13,278	41	88,581	1,050	1,033	42.5
2018	782	62,257	1,021	23,615	4,118	31	91,824	1,085	986	44.3
2019	872	59,611	1,816	45,083	2,006	61	109,449	1,100	986	52.5
2020	813	60,686	1,845	31,521	2,637	60	97,562	1,125	948	47.1
2021	909	66,360	1,850	(9,916)	5,544	317	65,064	1,150	953	30.9
2022	1,086	61,515	1,815	(61,204)	2,883	3,571	9,666	1,175	913	4.6

Source: Franklin County Auditor's Office.

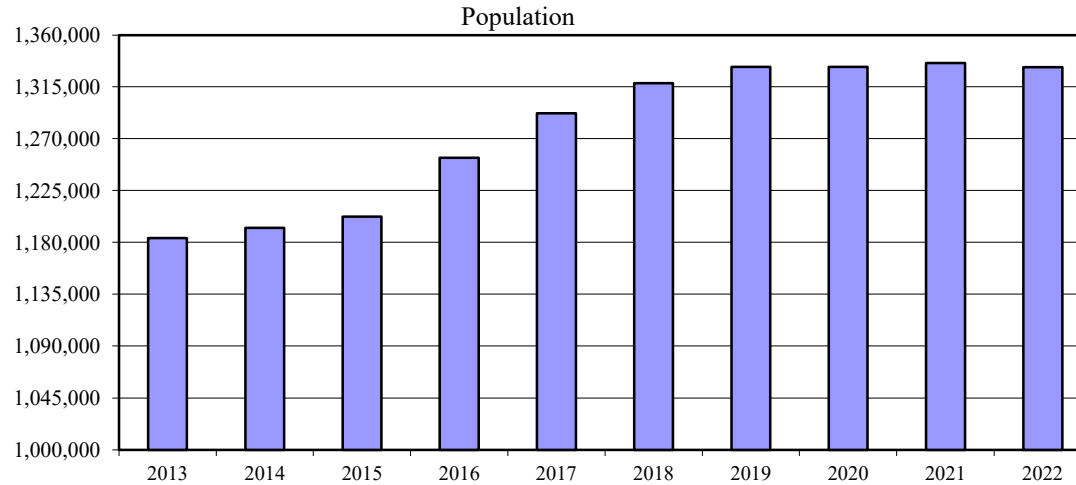
Note: The County issued no taxable special obligation bonds in 2022 for the purpose of retiring previously issued bonds used to pay a portion of the cost of acquiring, constructing, installing, and equipping a county park and recreation facility, including a baseball stadium. The special obligation bonds do not represent general obligation debt or a pledge of the full faith and credit or taxing power of the County. The special obligations are payable solely from, and secured by, a pledge of project revenues and the above non-tax General Fund revenues of the County. As of December 31, 2022, \$16,045,000 of the bonds remain outstanding.

¹ Does not include principal payments due to refinancing of bond anticipation notes.

FRANKLIN COUNTY, OHIO
Demographic and Economic Statistics
Last Ten Years

Table 20

Year	Demographics				Average Unemployment Rates ⁴		
	Population ¹	Per Capita Income ²	Median Age ²	K-12 School Enrollment ³	Franklin County	State of Ohio	United States
2013	1,183,593	\$ 41,666	33.6	220,998	6.2%	7.4%	7.4%
2014	1,192,653	44,723	33.9	220,998	4.8%	5.7%	6.2%
2015	1,202,423	46,104	34.0	217,511	4.1%	4.9%	5.3%
2016	1,253,522	48,941	34.1	217,822	4.0%	4.9%	4.9%
2017	1,291,981	50,514	34.0	217,022	4.0%	5.0%	4.4%
2018	1,318,164	52,315	34.1	205,392	3.8%	4.6%	3.9%
2019	1,332,352	53,519	34.2	209,218	3.5%	4.1%	3.6%
2020	1,332,352	53,595	34.3	210,024	7.4%	8.1%	6.9%
2021	1,335,550	55,552	34.0	210,532	5.0%	5.1%	3.7%
2022	1,332,150	61,501	34.1	206,300	3.4%	4.0%	3.6%



Source: ¹ Estimates by Mid-Ohio Regional Planning Commission and Woods & Poole Economics, Inc.

² Provided by Woods & Poole Economics, Inc.

³ Ohio Department of Education, Division of Information Management Services.

⁴ Ohio Department of Job and Family Services, Ohio Labor Market Information.

FRANKLIN COUNTY, OHIO
Principal Employers
As of December 31, 2022 and December 31, 2013

Table 21

Employer	Principal Business	2022			
		Number of Employees	Rank	Percentage of Total Employment	Rank in 2013
The Ohio State University	Education	33,653	1	4.90%	1
State of Ohio	Government	22,736	2	3.31%	2
JP Morgan Chase & Co.	Finance	16,896	3	2.46%	3
Kroger Co.	Retail	11,529	4	1.68%	5
Nationwide Children's Hospital	Health Care	11,302	5	1.65%	10
Nationwide	Insurance	11,000	6	1.60%	6
Amazon	Retail	9,262	7	1.35%	-
City of Columbus	Government	8,656	8	1.26%	8
Mount Carmel Health System	Health Care	7,887	9	1.15%	7
Honda	Manufacturer	5,800	10	0.85%	-
Total principal employers		138,721		20.21%	
Total employment within the County		686,100		100.00%	
Employer	Principal Business	2013			
		Number of Employees	Rank	Percentage of Total Employment	Rank in 2022
The Ohio State University	Education	27,656	1	4.70%	1
State of Ohio	Government	23,677	2	4.03%	2
JP Morgan Chase	Finance	19,200	3	3.27%	3
Ohio Health	Health Care	19,182	4	3.26%	-
Kroger Company	Retail	17,397	5	2.96%	4
Nationwide Mutual Insurance Co.	Finance	11,300	6	1.92%	6
Mount Carmel Health System	Health Care	8,410	7	1.43%	9
City of Columbus	Government	8,385	8	1.43%	8
Columbus City Schools	Education	8,293	9	1.41%	-
Nationwide Children's Hospital	Health Care	7,822	10	1.33%	5
Total principal employers		151,322		25.74%	
Total employment within the County		587,900		100.00%	

FRANKLIN COUNTY, OHIO
County Government Employees by Function/Activity
Last Ten Years

	2013	2014	2015	2016	2017	2018	2019	2020	2021	2022
General government:										
Commissioners	28.5	28.5	26.0	30.0	31.5	35.5	35.5	34.5	38.5	36.5
Purchasing	17.0	17.0	20.0	20.0	19.0	19.0	16.0	15.0	23.0	23.0
Public facilities management ¹	210.5	213.0	142.0	137.5	141.0	133.0	136.0	135.0	132.0	143.0
Fleet management	9.0	9.0	9.0	10.0	9.0	11.0	9.0	9.0	12.0	10.0
Human resources	22.0	22.0	27.0	25.0	26.0	25.0	27.0	27.0	33.0	30.0
Auditor	129.0	132.0	127.5	113.5	115.5	119.0	127.0	123.5	125.0	129.5
Data center	63.0	63.0	60.0	49.0	53.0	46.0	57.0	70.0	74.0	79.0
Recorder	49.0	50.0	65.0	51.5	48.5	48.5	48.5	48.0	45.0	47.5
Treasurer	47.5	47.0	47.0	43.5	44.5	47.0	44.0	45.0	45.5	43.0
Board of elections	62.0	63.0	85.0	47.5	49.0	55.0	70.5	67.0	56.5	53.0
Clerk of courts	201.5	205.0	204.0	205.0	192.0	185.0	198.0	198.0	194.5	187.0
Judicial:										
Prosecuting attorney	191.5	184.0	200.0	195.0	196.5	198.5	195.0	192.5	206.5	209.5
Public defender	145.0	143.5	146.5	140.5	144.5	143.0	143.0	169.0	147.5	146.0
Court of appeals	40.0	37.0	37.0	37.0	38.0	36.0	35.0	31.0	39.0	32.0
Common pleas court	229.5	227.5	231.5	233.0	227.5	226.5	247.0	237.0	234.5	250.5
Domestic and juvenile court	339.5	333.5	348.5	350.5	353.5	371.5	379.0	333.0	326.0	328.0
Probate court	56.5	54.5	62.0	61.5	59.0	61.0	59.0	59.0	67.0	65.5
Municipal court ²	24.5	24.5	21.5	27.0	25.0	26.5	26.0	25.0	22.5	23.5
Law library	5.0	4.0	5.0	5.0	6.0	6.0	6.0	5.5	4.5	5.0
Public safety:										
Coroner	27.5	27.5	33.5	35.5	32.5	37.0	40.0	44.0	54.5	56.0
Sheriff	827.5	831.5	1,107.0	1,152.0	1,159.0	1,166.0	1,179.5	1,211.5	1,175.0	1,196.5
Emergency management agency	12.0	10.5	12.0	10.0	9.5	11.0	12.0	13.0	11.0	13.0
Animal care and control	57.0	57.5	45.0	56.5	59.5	51.5	59.0	56.0	60.0	61.0
Justice policy and programs	6.0	6.0	7.5	9.5	10.5	12.0	6.0	15.5	22.0	23.5
Human services:										
Veterans service commission	22.5	22.5	24.0	23.5	23.0	26.0	29.5	29.5	26.5	29.5
Office on aging	84.0	85.0	86.0	89.0	92.0	93.0	88.0	93.0	91.0	91.0
Job and family services	564.5	576.0	561.5	586.0	615.0	597.0	609.0	626.0	566.0	525.0
Children services board	719.5	716.0	730.5	740.0	801.5	816.0	838.5	843.0	803.0	737.0
Child support enforcement agency	250.0	250.0	239.5	252.0	243.0	248.0	232.5	226.0	224.0	215.0
Guardianship service board	-	-	6.0	9.0	10.5	13.0	17.0	21.0	22.0	29.0
Health:										
Board of developmental disabilities ³	1,160.0	1,127.5	1,091.0	1,068.5	1,044.5	614.5	627.5	620.5	616.0	614.5
ADAMH board	44.0	46.5	46.5	47.5	45.5	45.5	41.5	47.0	49.5	50.5
Public works:										
Engineer	184.5	182.0	185.5	178.0	175.5	175.0	187.0	177.5	195.0	192.0
Community and economic development:										
Economic development and planning	17.5	18.5	21.5	19.5	20.0	21.5	18.0	18.5	17.5	17.5
Water and sewer operations:										
Sanitary engineer	13.0	13.0	14.5	17.5	16.5	15.5	14.5	12.0	14.0	14.0
Parking facilities operations:										
Public facilities management	8.0	8.0	8.0	7.0	6.0	7.0	6.0	6.0	6.0	6.0
Total	5,868.0	5,836.0	6,084.0	6,083.0	6,143.0	5,742.5	5,864.0	5,884.0	5,779.5	5,712.5

Source: Franklin County Auditor's Office.

Method: 1.0 for each full time and .5 for each part-time employee. Includes 5,612 full-time employees and 100.5 full-time equivalents for part-time employees as of December 31, 2022.

Notes: ¹ Total employment declined from 2014 to 2015 due to security employees being transferred from Public Facilities Management to the Sheriff.

² The County pays a portion of the salaries for judges and magistrates; in general, municipal court employees are paid by the City of Columbus.

³ Total employment declined from 2017 to 2018 due to employees being transferred from the Board of Developmental Disabilities to ARC Industries.

FRANKLIN COUNTY, OHIO
 Operating Indicators and Capital Asset Statistics
 Last Ten Years

Table 23

	2013	2014	2015	2016	2017	2018	2019	2020	2021	2022
General government:										
Commissioners:										
Number of resolutions presented	962	913	947	924	919	899	935	925	1,021	971
Purchasing:										
Number of purchase orders issued	7,947	7,368	7,192	7,261	7,032	7,863	7,907	6,645	6,494	6,547
Public facilities management:										
Number of buildings maintained										
County owned	20	28	25	25	26	26	26	26	26	27
Non-county owned	8	14	14	14	13	13	13	13	15	16
Fleet management:										
Number of titled vehicles	369	371	390	402	406	426	406	396	409	419
Human resources:										
Number of workers compensation claims filed	281	257	283	242	275	275	243	187	166	180
Auditor:										
Real estate										
Number of parcels on file	443,851	445,854	427,096	428,311	429,687	430,891	432,388	434,001	435,777	440,245
Fiscal services										
Number of payment requests processed	346,715	352,647	352,398	362,806	348,768	347,797	335,797	332,571	348,493	327,911
Data center:										
Number of users supported	3,692	3,692	3,469	3,500	3,512	4,820	4,900	5,420	5,570	5,716
Recorder:										
Number of deeds recorded	48,289	46,907	34,939	36,208	37,206	38,158	37,410	34,866	56,891	52,923
Number of mortgages recorded	57,120	42,036	41,020	45,440	44,635	41,980	46,409	46,031	74,649	50,935
Board of elections:										
Number of registered voters	794,288	803,863	831,277	843,432	853,888	881,797	840,564	882,623	865,220	879,163
Number of voters last general election	156,561	199,146	305,255	593,435	202,511	491,311	185,766	636,056	203,658	430,018
Percentage of registered voters that voted	19.8%	37.2%	36.7%	70.4%	23.7%	55.7%	22.10%	72.06%	23.54%	48.91%
Clerk of courts:										
Number of titles processed	548,939	586,811	569,470	570,245	551,142	556,921	565,027	489,313	561,881	496,389
Judicial:										
Prosecuting attorney:										
Number of criminal cases set for trial	39,029	38,084	38,752	37,806	33,598	30,268	36,731	23,044	43,896	44,689
Number of civil cases opened	619	640	938	992	782	712	594	820	1,773	3,788
Public defender:										
Number of cases filed	58,225	54,038	51,221	53,171	54,586	53,729	50,913	26,975	33,270	37,015
Court of appeals:										
Number of cases filed	1,099	1,068	1,239	895	921	1,005	884	603	703	789
Common pleas court:										
Number of civil cases filed	76,646	78,073	69,071	56,101	84,334	70,112	68,575	135,337	116,166	107,620
Number of criminal cases filed	8,541	8,198	8,144	8,984	8,575	6,376	6,731	7,630	7,510	8,266
Number of court rooms	24	24	32	32	32	32	32	32	32	32
Domestic and juvenile court:										
Number of cases filed	20,538	26,447	25,431	25,013	25,132	24,667	24,642	18,127	21,583	21,286
Probate court:										
Number of civil cases filed	339	326	316	270	280	271	265	270	247	247
Number of court rooms	2	2	2	2	2	2	2	2	2	2
Municipal court:										
Number of civil cases filed	42,393	44,257	36,783	36,074	40,417	43,497	46,650	32,092	36,362	40,409
Number of criminal cases filed	143,147	144,517	138,283	134,829	133,748	131,689	121,720	68,380	66,007	72,843
Number of small claims cases filed	6,273	6,849	5,995	5,911	5,827	5,707	4,946	2,746	2,313	2,895
Number of court rooms	23	23	23	23	23	23	23	23	23	26

(Continued on next page)

FRANKLIN COUNTY, OHIO
 Operating Indicators and Capital Asset Statistics
 Last Ten Years

Table 23

	2013	2014	2015	2016	2017	2018	2019	2020	2021	2022
Public safety:										
Coroner:										
Number of autopsies performed	1,092	1,147	1,242	1,236	1,375	1,406	1,317	1,538	1,762	1,372
Sheriff:										
Jail operation										
Average daily jail census	1,855	1,903	1,876	1,925	1,957	1,997	1,916	1,659	1,677	1,649
Prisoners booked	30,556	28,862	26,767	28,366	28,953	27,140	26,407	17,741	18,369	19,730
Prisoners released	30,134	29,089	26,714	28,246	28,889	27,251	26,404	18,086	18,336	19,668
Enforcement										
Number of incidents reported	133,519	129,711	129,666	130,389	144,046	120,014	108,652	96,264	86,307	102,066
Number of enforcement actions	28,742	35,539	31,861	31,436	29,697	30,792	20,730	15,253	13,463	14,972
Number of civil papers served	101,733	107,838	100,048	97,790	92,398	80,171	80,773	53,797	55,991	55,639
Number of runs dispatched	307,863	326,733	335,638	350,953	345,984	322,151	368,235	335,693	347,119	326,485
Number of Sheriff's vehicles	236	249	266	279	264	247	275	269	258	274
Emergency management agency:										
Number of emergency responses	16	19	22	20	22	27	7	34	15	24
Animal care and control:										
Number of dogs impounded	11,727	10,918	10,347	10,174	9,991	9,262	4,845	4,540	4,115	5,343
Number of dogs adopted/returned to owner	6,388	5,530	6,621	7,098	6,824	6,396	6,494	5,048	5,526	4,882
Human services:										
Veterans service commission:										
Number of veterans entering office	6,105	5,850	5,848	5,846	5,601	5,642	5,841	4,801	3,747	4,126
Number of financial claims filed	4,802	3,890	3,485	3,312	3,014	3,437	4,195	2,562	3,188	4,658
Number of veterans receiving financial assistance	4,522	3,474	3,204	3,171	2,882	3,283	3,979	2,456	3,095	4,600
Office on aging:										
Number of seniors served	8,045	8,687	9,015	9,069	9,254	9,171	9,334	10,007	10,926	11,769
Home delivered meals provided	522,404	585,950	645,488	651,907	673,446	689,886	719,264	922,055	1,036,632	1,281,135
Miles of transportation provided	1,515,720	1,900,947	2,076,831	2,115,654	2,036,021	2,011,720	1,955,211	1,237,120	1,178,294	1,227,141
Job and family services:										
Number of clients - child care	21,111	33,258	32,891	33,467	22,932	24,751	28,176	27,969	22,278	23,140
Number of clients - food stamps	225,805	280,729	272,165	268,293	171,377	154,235	146,303	166,134	173,783	168,599
Number of clients - cash assistance	20,216	29,127	25,327	23,989	11,572	10,465	9,864	11,551	9,578	8,520
Number of clients - medicaid	259,848	329,804	339,419	351,699	349,058	333,849	323,374	346,349	396,672	425,369
Number of clients - career or job services	8,612	8,500	1,653	3,724	8,150	2,202	7,496	7,424	898	222
Number of clients - job placement	1,832	1,114	1,107	1,410	1,340	1,131	1,796	1,023	983	1,085
Children services:										
Number of children helped through direct services	10,805	10,948	12,216	12,860	14,378	11,900	12,192	10,148	9,592	8,988
Number of children adopted	153	152	152	170	176	158	176	130	155	127
Number of referrals for investigations	12,381	12,444	12,647	11,818	11,771	13,770	14,804	12,827	13,430	12,516
Number of children served in foster home care	2,347	2,261	2,277	2,383	2,440	2,375	2,348	1,959	1,703	1,557
Number of children served in all paid placement	3,106	3,146	3,170	3,320	3,238	3,137	3,212	2,819	2,425	2,210
Child support enforcement agency:										
Number of active support orders	64,505	64,607	75,561	65,976	66,133	68,715	64,997	54,884	62,447	51,850
Percentage collected-level of service	82.1%	81.1%	80.7%	80.7%	69.5%	81.0%	81.4%	68.0%	68.4%	66.6%
Health:										
FCBDD:										
Number served										
Early intervention/education program	5,255	5,436	4,560	5,149	5,462	5,547	5,639	5,461	5,559	6,343
Sheltered workshop/community/employment program	2,266	2,198	2,375	2,965	2,800	2,875	2,731	1,727	1,180	943
Habituation	664	699	612	630	625	505	557	284	205	198
Number of facilities	15	15	15	15	15	15	15	12	12	12
Number of buses	149	155	137	135	115	100	63	57	57	57

FRANKLIN COUNTY, OHIO
Operating Indicators and Capital Asset Statistics
Last Ten Years

Table 23

	2013	2014	2015	2016	2017	2018	2019	2020	2021	2022
ADAMH Board:										
Number of adults treated	18,616	18,380	16,551	16,600	17,069	16,325	18,551	15,350	13,848	n/a
Number of children and adolescents treated	3,153	4,136	3,794	3,800	3,449	3,091	3,722	3,110	2,940	n/a
Number of adults receiving prevention services ¹	23,661	35,898	47,157	47,200	29,033	24,735	34,013	59,491	n/a	n/a
Number of children and adolescents receiving preventions services ¹	19,600	20,060	32,442	32,400	34,422	34,459	63,265	27,401	n/a	n/a
Number of individuals receiving crisis services ²										6,489
Number of individuals receiving family support services ²										79
Number of individuals receiving housing services ²										1,732
Number of individuals receiving prevention services ²										27,134
Number of individuals receiving recovery support services ²										2,712
Number of individuals receiving treatment services ²										8,211
Public works:										
Engineer:										
Miles of road maintained	271	270	267	263	262	261	260	260	259	254
Miles of road resurfaced	11	16	13	12	13	13	15	11.14	19.93	16
Number of County maintained bridges	353	355	355	346	357	366	359	360	365	357
Water and sewer operations ³:										
Miles of water mains	62	62	60	75	75	75	75	75	75	75
Miles of sanitary sewer lines	96	96	100	146	146	148	148	148	148	148
Number of sewer and water treatment facilities	5	5	5	5	5	4	4	4	4	3
Number of pumping stations	14	14	14	14	14	15	15	15	15	16
Number of water customers	3,671	4,588	4,379	4,450	4,350	4,522	4,506	4,503	4,500	4,431
Number of sewer customers	5,341	6,462	6,335	6,436	6,352	6,508	6,505	6,502	6,500	6,403
Parking facilities:										
Number of parking facilities managed	4	2	4	4	4	4	4	4	4	4

Source: Various Franklin County agencies.

¹ ADAMH Board implemented new data system in 2021 and was unable to provide the number of adults and children receiving prevention services in 2021.

² ADAMH Board implemented a new set of measures for 2022.

³ The Sanitary Engineer was not able to provide updated information for 2021.

FRANKLIN COUNTY, OHIO
Securities and Exchange Commission Rule 15c2-12
Compliance Information
As of December 31, 2022

Table 24

The following description of significant events is provided in compliance with the Rule for existing obligations outstanding at December 31, 2022.

1. There were no delinquencies of principal and/or interest payments.
2. There were no non-payment related defaults.
3. There have been no modifications to rights of the holders of the County's obligations.
4. There were no issuances of bonds in 2021.
5. There were no calls of the County's obligations outstanding during 2022, nor did the County defease any other bonds during 2022.
6. There were no rating changes during 2022. The County maintains the highest long-term bond rating given by both Moody's Investor Services (Aaa) and Standard & Poor's (AAA) for its general obligation debt.
7. There have been no adverse tax opinions or events affecting the tax-exempt status of any of the County's outstanding obligations.
8. There were no unscheduled draws on debt service reserves reflecting financial difficulties.
9. There were no unscheduled draws on credit enhancements reflecting financial difficulties.
10. There was no substitution of credit or liquidity providers, nor was there a failure to perform.
11. The County did not release, substitute or sell any property securing repayment of its obligations.
12. The County will continue to provide all necessary annual information by filing its Comprehensive Annual Financial Report with the Municipal Securities Rulemaking Board through the use of the MSRB's electronic portal "EMMA," short for Electronic Municipal Market Access.

OHIO AUDITOR OF STATE KEITH FABER



FRANKLIN COUNTY

AUDITOR OF STATE OF OHIO CERTIFICATION

This is a true and correct copy of the report, which is required to be filed pursuant to Section 117.26, Revised Code, and which is filed in the Office of the Ohio Auditor of State in Columbus, Ohio.



Certified for Release 9/28/2023

88 East Broad Street, Columbus, Ohio 43215
Phone: 614-466-4514 or 800-282-0370

This report is a matter of public record and is available online at
www.ohioauditor.gov