



# Celebrating 100 years!

## Annual Comprehensive Financial Report

for the Year Ended December 31, 2022

Cuyahoga  
County  
**Public  
Library**

100<sup>TH</sup> ANNIVERSARY

**Administration Building**  
2111 Snow Road  
Parma, OH 44134

[cuyahogalibrary.org](http://cuyahogalibrary.org)





88 East Broad Street  
Columbus, Ohio 43215  
IPARepor@ohioauditor.gov  
(800) 282-0370

Board of Trustees  
Cuyahoga County Public Library  
2111 Snow Road  
Parma, Ohio 44134-2728

We have reviewed the *Independent Auditor's Report* of the Cuyahoga County Public Library, Cuyahoga County, prepared by Julian & Grube, Inc., for the audit period January 1, 2022 through December 31, 2022. Based upon this review, we have accepted these reports in lieu of the audit required by Section 117.11, Revised Code. The Auditor of State did not audit the accompanying financial statements and, accordingly, we are unable to express, and do not express an opinion on them.

Our review was made in reference to the applicable sections of legislative criteria, as reflected by the Ohio Constitution, and the Revised Code, policies, procedures and guidelines of the Auditor of State, regulations and grant requirements. The Cuyahoga County Public Library is responsible for compliance with these laws and regulations.

Keith Faber  
Auditor of State  
Columbus, Ohio

**July 27, 2023**

**This page intentionally left blank.**

**CUYAHOGA COUNTY PUBLIC LIBRARY**

**ADMINISTRATIVE OFFICES, PARMA, OHIO**

**ANNUAL COMPREHENSIVE FINANCIAL REPORT**

**FOR THE YEAR ENDED DECEMBER 31, 2022**

**Issued by:  
Scott A. Morgan  
Chief Operations Officer/Fiscal Officer**



# **INTRODUCTORY SECTION**





**Cuyahoga County Public Library**  
*Annual Comprehensive Financial Report*  
*For the Year Ended December 31, 2022*  
*Table of Contents*

---

**I. Introductory Section**

Table of Contents .....	i
Letter of Transmittal .....	iv
List of Principle Officials.....	xii
Organizational Chart .....	xiii
GFOA Certificate of Achievement .....	xiv

**II. Financial Section**

Independent Auditor’s Report.....	1
Management’s Discussion and Analysis.....	5
Basic Financial Statements:	
Government-wide Financial Statements:	
Statement of Net Position – Cuyahoga County Public Library .....	16
Statement of Financial Position – Component Unit – Cuyahoga County Public Library Foundation .....	17
Statement of Activities – Cuyahoga County Public Library.....	18
Statement of Activities – Component Unit – Cuyahoga County Public Library Foundation .....	19
Fund Financial Statements:	
Balance Sheet - Governmental Funds.....	20
Reconciliation of Total Governmental Fund Balances to Net Position of Governmental Activities .....	21
Statement of Revenues, Expenditures and Changes in Fund Balances - Governmental Funds .....	22
Reconciliation of the Statement of Revenues, Expenditures and Changes in Fund Balances of Governmental Funds to the Statement of Activities .....	23
Statement of Revenues, Expenditures and Changes in Fund Balance - Budget (Non-GAAP Basis) and Actual - General Fund .....	24
Statement of Fiduciary Net Position – Custodial Funds .....	25
Statement of Changes in Fiduciary Net Position – Custodial Funds .....	26
Notes to the Basic Financial Statements.....	27

Required Supplementary Information:

Schedule of the Library’s Proportionate Share of the Net Pension Liability – Ohio Public Employees Retirement System – Traditional Plan – Last Nine Years.....	68
Schedule of the Library’s Proportionate Share of the Net Pension Asset – Ohio Public Employees Retirement System – Combined Plan – Last Five Years .....	70
Schedule of the Library’s Proportionate Share of the Net OPEB (Asset) Liability – Ohio Public Employees Retirement System – Last Six Years.....	72
Schedule of the Library’s Contributions – Ohio Public Employees Retirement System – Last Ten Years.....	74
Notes to the Required Supplementary Information .....	76

Combining and Individual Fund Statements and Schedules:

Combining Statements - Nonmajor Governmental Funds:

Fund Descriptions .....	80
Combining Balance Sheet - Nonmajor Governmental Funds.....	82
Combining Statement of Revenues, Expenditures and Changes in Fund Balances - Nonmajor Governmental Funds.....	83
Combining Balance Sheet - Nonmajor Special Revenue Funds.....	84
Combining Statement of Revenues, Expenditures and Changes in Fund Balances - Nonmajor Special Revenue Funds.....	88

Combining Statements – Fiduciary Funds:

Fund Descriptions .....	92
Combining Statement of Fiduciary Net Position – Custodial Funds .....	93
Combining Statement of Changes in Fiduciary Net Position – Custodial Funds .....	94

Individual Fund Schedules of Revenues, Expenditures and Changes in  
Fund Balance - Budget (Non-GAAP Basis) and Actual:

Major Funds:	
General Fund.....	96
Capital Improvement Fund .....	98
Nonmajor Funds:	
Project Build Fund .....	99
MyCom Neighborhood Fund .....	100
WVH Garden Fund .....	101
Adult Education Services Fund.....	102
Family Engagement Fund .....	103
IPAD Lab Fund.....	104
Food and Culinary Literacy Fund .....	105
Hotspot Lending Program Fund.....	106
Digital Literacy Fund.....	107

Ohio EPA Charging Station Fund.....	108
Homework Centers Fund .....	109
Summer Camps Fund.....	110
Special School Programming Fund.....	111
Library Support Fund.....	112
Branch Support Fund .....	113
Debt Service Fund.....	114
Levenson Memorial Fund .....	115

### III. Statistical Section

Contents.....	S1
Net Position by Component – Last Ten Years.....	S2
Changes in Net Position – Last Ten Years.....	S4
Fund Balances, Governmental Funds – Last Ten Years .....	S6
Changes in Fund Balances, Governmental Funds – Last Ten Years .....	S8
Assessed Valuation and Estimated Actual Values of Taxable Property - Last Ten Years .....	S10
Property Tax Rates – Direct and Overlapping Governments - Last Ten Years .....	S12
Real Property and Public Utility Tax Levies and Collections – Last Ten Years .....	S16
Principal Real Property Taxpayers – 2022 and 2013 .....	S18
Ratios of Outstanding Debt to Total Personal Income and Debt Per Capita – Last Ten Years .....	S19
Pledged Revenue Coverage – Public Library Fund Last Ten Years .....	S20
Computation of Direct and Overlapping Debt Attributable to Governmental Activities – December 31, 2022.....	S21
Principal Employers – 2022 and 2013 .....	S22
Demographic and Economic Statistics – Last Ten Years .....	S23
Full-Time Equivalent Library Employees by Function/Program – Last Ten Years .....	S24
Capital Assets Statistics by Function/Program – Last Ten Years.....	S28
Operating Indicators by Function/Program – Last Ten Years .....	S30

**This page intentionally left blank.**

June 8, 2023

To the Board of Library Trustees and the Citizens of the Cuyahoga County Public Library District:

It is with great pleasure that we submit to you Cuyahoga County Public Library's (the Library) 2022 Annual Comprehensive Financial Report (ACFR). It has been prepared by the Library's Finance Division for the year ended December 31, 2022. Responsibility for the accuracy of the data presented and the completeness and fairness of the presentation, including all disclosures, rests with the Library. We believe the data as presented is accurate in all material respects, that it is presented in a manner designed to set forth fairly the financial position and results of operations of the Library, and that all disclosures necessary to enable the reader to gain the maximum understanding of the Library's financial activity have been included. This report will provide the taxpayers of the Cuyahoga County Public Library District with comprehensive financial data in a format that enables them to gain a true understanding of the Library's financial status.

The Library is required to comply with Ohio Administrative Code Section 117-2-03 (B), which requires reporting on a GAAP (Generally Accepted Accounting Principles) basis, and Ohio Revised Code Section 117.38 which requires that public offices reporting on a GAAP basis to file unaudited General Purpose External Financial Statements with the Auditor of State within 150 days of year-end.

Management assumes full responsibility for the completeness and reliability of the information contained in this report. It has adopted a comprehensive framework for internal control that it has established for this purpose. Because the cost of the internal control should not exceed anticipated benefits, the objective is to provide reasonable, rather than absolute, assurance that the financial statements are free of any material misstatements.

Julian & Grube, Inc. has issued an unmodified ("clean") opinion on the Library's financial statements for the year ended December 31, 2022. The independent auditor's report is located at the front of the financial section of this report.

Management's discussion and analysis (MD&A) immediately follows the independent auditor's report and provides a narrative introduction, overview, and analysis of the basic financial statements. MD&A complements this letter of transmittal and should be read in conjunction with it.

## **REPORTING ENTITY**

Cuyahoga County Public Library is organized under the Ohio Revised Code as a county district public library. It is a separate political subdivision governed by a seven-member Board of Trustees authorized by the State of Ohio to establish policies and develop an annual budget. Library Board members are charged with representing the citizens' interest while promoting the highest level of library service appropriate to the community, in accordance with state law. Board members are appointed for seven-year terms by Cuyahoga County government and the Court of Common Pleas and serve without remuneration. The Library Board has no taxing authority and must have Cuyahoga County government place ballot issues before the voters in its service district.

The Library's three primary funding sources are a local 2.5 mill continuing property tax approved by the voters in the 47 communities served by the Library in 2008, a 1 mill continuing property tax approved by voters in 2020, and the State of Ohio's Public Library Fund (PLF) which has been set at 1.70 percent of the state's General Revenue Fund for the FY 2022-2023 biennium budget.

The Chief Executive Officer is responsible for the administration of the Library, and the Chief Operations Officer / Fiscal Officer oversees the Library's financial affairs. The Board of Library Trustees has appointed Tracy Strobel to the position of Chief Executive Officer and Scott Morgan to the position of Chief Operations Officer / Fiscal Officer.

## **PROFILE OF GOVERNMENT**

In 1921, the State Legislature of Ohio passed a law which enabled the establishment of a county district library for any area not served by a free public library, subject to a vote of the people. As residents began moving into outlying areas of Cuyahoga County and the need for library services to these residents became more evident, a referendum was placed on the November 7, 1922, general election ballot authorizing a county library district. The issue passed by more than two to one, making Cuyahoga County Public Library the first county library in Ohio to be organized under the new law. The original petition called for the inclusion of all of Cuyahoga County not then served by an existing public library. In 1922, only eight communities had tax-supported library service – East Cleveland, Euclid, Cleveland, Cleveland Heights/University Heights, Lakewood, Rocky River, Shaker Heights, and Westlake – and only a few other communities had libraries supported by private funds.

The newly appointed Library Board met on March 4, 1923. Because its Board members wanted to provide immediate service, the new Cuyahoga County Public Library system began operations as a department of the Cleveland Public Library and reimbursed Cleveland Public Library for all services rendered. However, from the beginning Cuyahoga County Public Library hired its own personnel and purchased and processed its own books.

Making library service available through the schools in the new district proved to be the best way to serve county residents. Many schools had ample space and were willing to make quarters available rent-free. According to the first Cuyahoga County Public Library report, covering the period from April 1924 through December 1925, eight branches and 49 stations and classroom libraries were opened. The book collection figure was 45,468 and the circulation for the first 21 months of operation was 285,569.

In May of 1925, the Library moved from its rented quarters in the Kinney & Levan Building at East 14<sup>th</sup> Street and Euclid Avenue in Cleveland to the Crown Annex Building on West Third Street in Cleveland. Book cars, followed by bookmobiles, gave way to branch libraries as local communities saw the value of having a library which served as a community center rather than just a warehouse for books.

From 1955 to 1965, 20 new branches were added to the Library system and four existing branches were expanded. Annual circulation grew to six million items. In 1968, the Library's administrative offices and support services were relocated to a building purchased by the Board of Trustees at 4510 Memphis Avenue in Cleveland.

By the mid-1980s, circulation had grown to more than 10 million items annually and technology presented needs that required a move to a new building. In 1990, the Library's Administrative Offices were moved to a nine-acre campus at 2111 Snow Road in Parma, the largest suburban community served by Cuyahoga County Public Library. The Administrative Offices central location and proximity to all of the interstate highways make it an ideal location for delivery of materials to branches.

Currently, Cuyahoga County Public Library has 27 branches that serve 47 communities and is open seven days and four nights a week. Cuyahoga County Public Library consistently ranks among the best and busiest library systems in the United States.

## **ECONOMIC CONDITIONS AND OUTLOOK**

Cuyahoga County Public Library's three primary funding sources are Ohio's Public Library Fund (PLF), a 2.5 mill continuing property tax that was approved by voters in the 47 communities in the Library's service district in 2008, and a 1 mill continuing property tax approved by voters in 2020. Other sources of revenue for the Library include passport acceptance and photo fees, grants, and philanthropic contributions.

## LONG-TERM FINANCIAL PLANNING

On November 3, 2020, voters in the 47 communities in the Library’s service district approved Issue 70 – the addition of 1 mill to the Library’s existing 2.5 mill levy – by a 59.60 percent margin. The additional mill costs the average Cuyahoga County homeowner less than \$4 per month. The passage of Issue 70 will enable the Library to:

- Operate its 27 branches
- Preserve evening and weekend hours
- Make necessary safety and security enhancements
- Sustain a robust materials collection
- Maintain critical programs

We anticipate the passage of Issue 70 will provide the necessary funding to keep the Library off the ballot for at least another ten years.

## RELEVANT FINANCIAL POLICIES

The Library’s Finance Division had a Procedures Manual that was created some time ago. The Finance Division identified the need to rewrite and update the manual. The updated version was completed during 2022.

## MAJOR INITIATIVES

### Strategic Plan

In 2023, the Library adopted a new strategic plan to guide the organization as it embarks on its second century of service to the community. The plan consists of three overarching goals:

**Goal 1: Advance literacy and lifelong learning through innovative programs and services that meet the diverse needs and interests of our communities.**


- **Review and enhance programs and services for all generations of readers.**
  - Improve access to a collection that exceeds expectations.
  - Expand readers’ advisory services.
  - Advance programming that encourages reading and writing and celebrates authors.
  - Increase early literacy programs to reach every family in our service district.
  - Partner with families, caregivers and schools to improve K-12 grade-level reading.
  - Improve adult literacy rates by increasing participation in Aspire Greater Cleveland.
- **Support student success through programs and partnerships with families, school districts and other community agencies.**
  - Help children begin school with necessary kindergarten readiness skills.
  - Provide K-12 students with out-of-school time experiences that inspire curiosity and support educational outcomes.
  - Reduce barriers to student resources.
- **Contribute to the region’s economic growth.**
  - Establish our position in the workforce development ecosystem by increasing awareness of services and expanding partnerships.
  - Increase Innovation Centers and services to support entrepreneurs and small business growth.
  - Offer programs that support non-traditional pathways to educational attainment.



*A mother and child read a book during an early childhood program at the Library’s Garfield Heights Branch*

## Goal 2: Prioritize connections with our customers and our communities.

- **Build and enhance our reputation in the community.**
  - Deliver excellent customer service that delights and exceeds expectations.
  - Implement the Library rebranding program.
  - Revise communications strategies to ensure they are inclusive and connect with all residents in our service district.
  - Strengthen relationships with community organizations and businesses to generate and expand Library support.
- **Strengthen the region's social infrastructure.**
  - Expand information literacy offerings to support informed participation in civic life.
  - Provide open, welcoming spaces that encourage collaboration and connection.
  - Increase programming that promotes civic dialogue.
- **Refine processes and partnerships to serve our communities through our dynamic, welcoming spaces and commitment to open access for all.**
  - Collaborate with local government and organizations to deliver information services related to e-government, transportation, housing and food assistance.
  - Engage in partnerships to address health disparities in our communities.



*A library customer learns Adobe Illustrator essentials at a free class*

## Goal 3: Nurture a culture of inclusion and respect that empowers staff and equitably connects our communities to opportunity.

- **Prioritize digital equity and inclusion.**
  - Increase digital literacy training inside and outside library branches to expand opportunity for all.
  - Help narrow the digital divide and connect all residents to the digital economy.
- **Integrate diversity, equity and inclusion into program and service planning.**
  - Develop a portfolio of programs that celebrate and advance cultural understanding.
  - Build a collection that reflects and represents the diversity of the communities we serve.
  - Ensure accountability through DEI outcome reporting.
- **Integrate diversity, equity and inclusion into the Library operations.**
  - Train and support staff as we strengthen our organizational cultural competency.
  - Develop talent recruitment and retention programs to grow and support a diverse workforce.
  - Contribute to economic opportunity for all by establishing a supplier diversity program.

## Fine Free

Effective January 26, 2022, the Library Board of Trustees approved a new policy eliminating daily overdue fines on most items\*. In addition, the Board authorized a one-time fine forgiveness, effectively giving all cardholders with fines on their account a fresh start. Fines historically represent less than 1 percent of the Library's annual revenue. The value of eliminating fines and opening access far exceeds the cost because it removes a barrier for those who simply cannot afford to pay if they are a few days late returning an item. Fines are a penalty, not a library reimbursement, that residents are charged even when they return an overdue item. When fines accrue over time, they represent a financial barrier that disproportionately affects low-income families and children.



*Kids learn how to program LEGO robotics at the Library's Orange Branch*

With the new fine free policy in place, any library items that are not returned more than 21 days after their due date will be considered "lost." When an item is lost, borrowers are charged a replacement fee. When a lost item is returned, the replacement fee is cleared – that's a strong incentive to bring items back to the Library. If a borrower owes between \$10 and \$99, their account will automatically convert to Opportunity Card status, which limits them to three (3) physical items checked out at a time. Accounts with more than \$100 will be blocked.



\* The only exceptions to the fine free policy are bookable kits and materials checked out through the OhioLINK and SearchOhio consortiums, as they are items that do not belong to the Library.

## Celebrating 100 Years

### A Visit from Jon Meacham

In addition to going fine-free, the Library celebrated its 100<sup>th</sup> birthday with a visit from Pulitzer Prize-winning historian and presidential biographer Jon Meacham, who spoke to a sold-out audience in Case Western Reserve University’s Maltz Performing Arts Center as part of the William N. Skirball Writers Center Stage Series. Meacham, a leading authority on American history, made a point to emphasize the important role public libraries have played and continue to play in strengthening our democracy. It was an inspiring moment that drew enthusiastic applause from the crowd. Cuyahoga County Executive Armond Budish also took the stage to present a proclamation honoring the Library’s anniversary on behalf of his administration and Cuyahoga County Council.



*Presidential historian and Pulitzer Prize winner Jon Meacham addresses a sold-out crowd at the Maltz Performing Arts Center*

### Engaging Local Artists

In honor of the Library's 100th birthday three local artists created works to express what the Library means to them and their community. Limited edition 100th anniversary commemorative library cards featuring their artwork were made available at all branches in December.

#### “Readers are Leaders”

##### Antwoine Washington

Artist Antwoine Washington (pictured right) was born in Pontiac, Michigan. He received his BA in Studio Art from Southern University and A&M College, Baton Rouge, Louisiana. After college he moved to Cleveland with his wife. While at Southern, Antwoine deepened his understanding of the relationship between black history and art in America, inspiring him to further the legacy of Harlem Renaissance artists like Romare Bearden, Elizabeth Catlett and Jacob Lawrence. There, he decided that he too would use narrative art to capture the history and stories of the black experience in America.



Antwoine is a past recipient of the Cleveland Arts Prize Verge Fellowship Award and the founder of the Museum of Creative Human Art, where he teaches graphic design courses. His work has been exhibited at the Cleveland Print Room, Cleveland Hopkins International Airport, Rooms to Let, Artists Archives of the Western Reserve and Cleveland Public Square.



#### “Bookshelf Uplift”

##### Natalie Lanese

Natalie Lanese (pictured left) received a Master of Fine Arts degree from Pratt Institute in Brooklyn, New York. She earned her Bachelor’s degree at Xavier University in Cincinnati, Ohio, and a Master of Arts degree at Case Western Reserve University and the Cleveland Institute of Art. Her work is inspired by landforms and rock formations and recognized for its punchy DayGlo colors and layered patterns. She makes paintings, collages and installations, which The Village Voice described as “enigmatic narratives heightened by keen color clashes and jazzy textures.”

Lanese’s work has been exhibited at MOCA Tucson, the Akron Art Museum and the deCordova Sculpture Park and Museum; and she has installed permanent public artworks in San Diego, Cincinnati, Toledo and Cleveland. Natalie is a past recipient of the Ohio Arts Council’s Individual Excellence Award and the Arts Commission’s Merit Award.



*Chi-Irena Wong (left) and friends show off library cards featuring Wong's artwork*

**“Book Viewing”  
Chi-Irena Wong**


Chi-Irena Wong earned her BFA from the Cleveland Institute of Art in 2020. She specializes in watercolor drawings and public installation. Wong’s drawings depict a fantastical world that is play, humorous and absurd by posing “what if?” and “why not?” questions. The goal of this work is to question the idea of “normalcy” and challenge the human perception of reality by presenting a world that is very absurd in our eyes but appears ordinary to the characters that exist in this fantastical world. Chi has worked with Art X Love: Akron On Deck, AsiaTown Cleveland, Asian Services In Action (ASIA), Cleveland Metroparks, Piano

Cleveland, Waterloo Arts District, Art House, Cleveland Institute of Art, the City of Parma, Case Western Reserve University (CWRU) and Baker-Nord Square. She is part of Summa Health’s private Healing Art Collection.

**Facilities Master Plan**

The Library enters its second century with a new Facilities Master Plan (FMP) that will provide the roadmap for our next 10 years of capital improvements. It is a plan that will help ensure our branches can continue to provide excellent service, equitable access, and engaging experiences for years to come.

The Library’s last FMP was adopted by the Board of Trustees in June 2010. Since then we have completed the most significant building improvement program in the Library’s history resulting in the renovation, expansion or replacement of more than half of our 27 branches. Our new FMP builds on the successes of our last plan while also identifying opportunities to make strategic improvements and close gaps in service and access. The plan was developed in consultation with Group 4, an architecture research and planning firm that has created successful, innovative facilities plans for libraries across the country. It should be read as a framework of expert recommendations to address the Library’s current and projected needs. The FMP is available online at [www.cuyahogalibrary.org/fmp](http://www.cuyahogalibrary.org/fmp).



**Bay Village Branch Grand Opening**

On Saturday, April 30, 2022 the Library cut the ribbon on a new, much-anticipated Bay Village Branch. Hundreds turned out for the celebration which included performances by the Bay High School drumline, Choraleers and chamber strings; hands-on printmaking with Zygote Press, commemorative library cards, a visit from children’s authors Rachele Alpine and Doug Cornett, food trucks, and live demonstrations in the branch’s new Innovation Center.

The Bay Village Branch was the only branch in the Library system that had not had any major capital improvements since the early 2000’s. Plans to replace it began in 2016. In the subsequent years, the Library worked diligently with city officials to identify a suitable location to build, to gather feedback from the community and, ultimately, arrive at a design for the new building that aligns with the community’s needs and the city’s master planning process.



*Aerial view of Bay Village Branch grand opening*



*The Bay Village High school drumline performs at the Library's Bay Village Branch grand opening event*

Located at the former site of the Bayway Cabin, the approximately 17,000-square-foot library better connects with the city's other civic assets, such as City Hall, the Family Aquatic Center and the Play-in-Bay Playground. The new Bay Village Branch offers many exciting new features, including:

- A rooftop terrace with a view of Lake Erie, made possible through the generous support of Frank and Barbara Sullivan;
  - An interactive children's play, learn and grow space dedicated in honor of Sidney Aldous Heidrick;
  - A dedicated teen space;
  - AV-equipped community meeting rooms and study rooms;
- Two cozy fireplace seating areas;
  - an Innovation Center where visitors can access 3D printing and a variety of other "maker" technologies.

## **Digital Circulation Record**

In 2022, the Library set a new record for digital circulation with more than 3 million items borrowed. On January 4, 2022, the Library borrowers set a new single-day record for digital checkouts, borrowing more than 10,000 items.

## **2022 Year-End Usage Statistics**

10,716,155  
ITEMS BORROWED

737,702  
REGISTERED CARDHOLDERS

2,998,491  
BRANCH VISITS

## **Our Mission**

To empower individuals and communities by providing opportunities for all to read, learn, create and connect.

## **Our Vision**

We envision a thriving and inclusive Cuyahoga County where all residents benefit from and are inspired by Cuyahoga County Public Library's innovative resources, services and programs.

## **OTHER INFORMATION**

### **Independent Audit**

Included in this report is an unmodified audit opinion rendered on the Library's financial statements as of and for the year ended December 31, 2022, by our independent auditor, Julian & Grube, Inc.

Library management plans to continue to subject financial statements to an annual independent audit as part of the preparation of an Annual Comprehensive Financial Report. An annual audit also serves to maintain and strengthen the Library's accounting and budgetary controls.

In addition to the financial audit, a single audit was performed as required by the Single Audit Act Amendment of 1996 and the provisions of the Uniform Guidance, Audits of States, Local Governments and Non-Profit Organizations. The single audit report is not included in this Annual Comprehensive Financial Report.

## Awards

### Excellence in Financial Reporting

The Government Finance Officers Association of the United States and Canada (GFOA) awarded a Certificate of Achievement for Excellence in Financial Reporting to Cuyahoga County Public Library for its Annual Comprehensive Financial Report for the year ended December 31, 2021. The Certificate of Achievement is a prestigious national award recognizing conformance with the highest standards for preparation of state and local government reports.

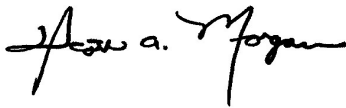
In order to be awarded a Certificate of Achievement, a government unit must publish an easily readable and efficiently organized Annual Comprehensive Financial Report (ACFR), whose contents conform to program standards. The ACFR must satisfy both generally accepted accounting principles and applicable legal requirements.

A Certificate of Achievement is valid for a period of one year only. We believe our current report continues to conform to the Certificate of Achievement requirements and we are submitting it to GFOA.

### Acknowledgements

We wish to express our appreciation to the members of the Board of Library Trustees for their continued support in planning and conducting the financial operations of the Library and for the fiscal responsibility that they have demonstrated throughout the year.


Respectfully submitted,



Scott A. Morgan, Chief Operations Officer / Fiscal Officer



Tracy Strobel, Chief Executive Officer



Robert W. Dolan, Finance Director / Deputy Fiscal Officer



# Cuyahoga County Public Library

List of Principle Officials as of December 31, 2022

## Board of Library Trustees



**Dean E. DePiero**  
President (1)



**Allyn A. Davies**  
Vice President (2)



**Maria L. Spangler**  
Secretary (3)



**Edward H. Blakemore**  
Trustee



**William J. Leonard**  
Trustee



**Patricia A. Shlonsky**  
Trustee



**Amira K. Thomas**  
Trustee

(1) As of January 24, 2023, Dean E. DePiero was elected President, (2) Allyn A. Davies was elected Vice President, (3) Maria L. Spangler was elected Secretary

## Administration



**Tracy Strobel**  
Chief Executive Officer



**Monique Good**  
Chief Human Resources Officer



**Pam Jankowski**  
Chief Public Services Officer



**Scott A. Morgan**  
Chief Operations Officer/  
Fiscal Officer



**Hallie Rich**  
Chief Communications &  
External Relations Officer



**Daniel Barden**  
Technical Services Director



**Enda Bracken**  
Branch Services Director



**Robert Dolan**  
Finance Director/  
Deputy Fiscal Officer



**Lane Edwards**  
Branch Services Director



**Izoduwa Ebose-Holt**  
Human Resources Director



**James Haprian**  
Information Technology Director



**Jeff Mori**  
Facilities Director



**Rebecca Ranallo**  
Literacy & Learning Director

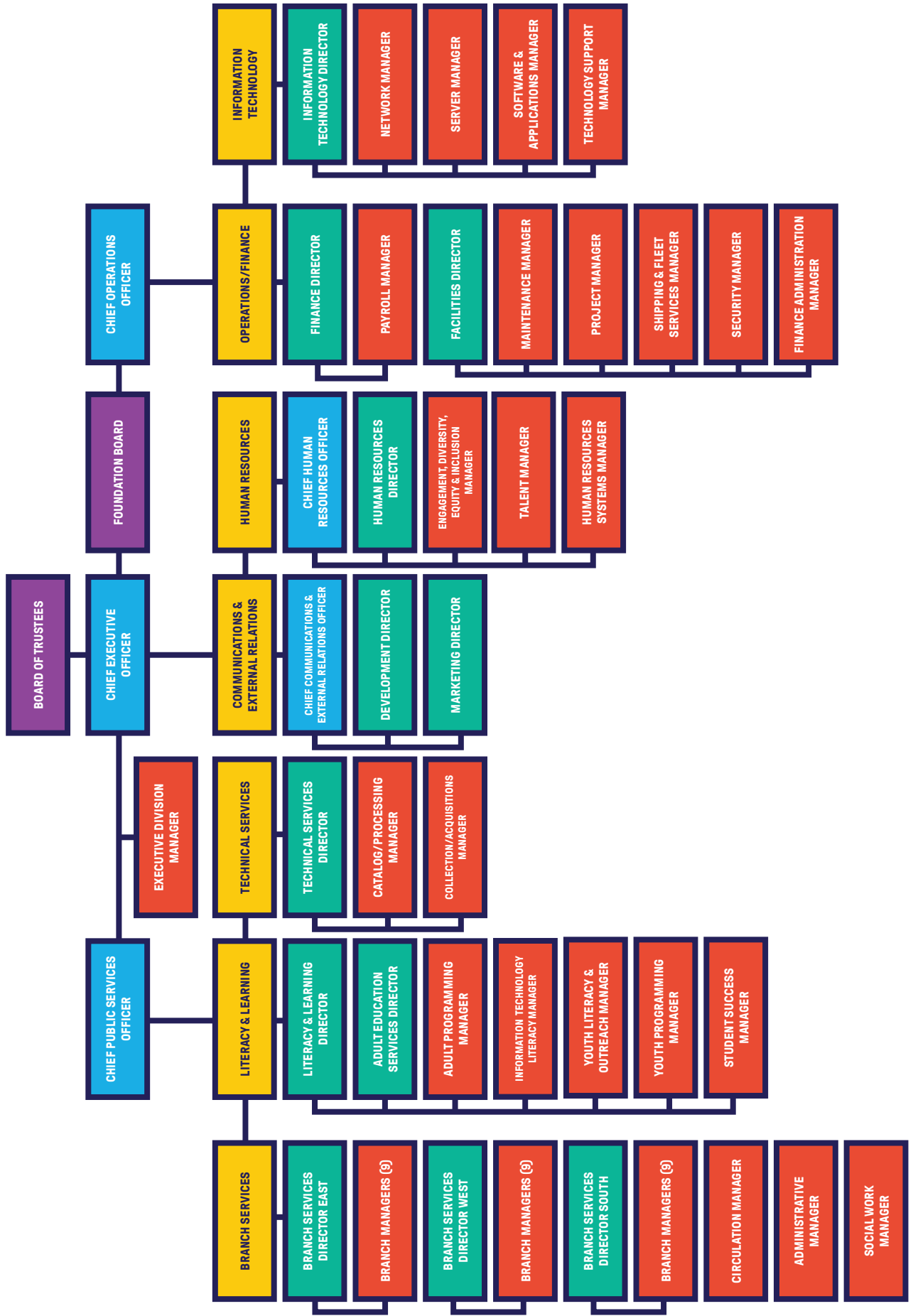


**Rob Rua**  
Marketing Director



**Caroline Vicchiarelli**  
Branch Services Director

# Cuyahoga County Public Library Organizational Chart





Government Finance Officers Association

Certificate of  
Achievement  
for Excellence  
in Financial  
Reporting

Presented to

**Cuyahoga County Public Library  
Ohio**

For its Annual Comprehensive  
Financial Report  
For the Fiscal Year Ended

December 31, 2021

*Christopher P. Morill*

Executive Director/CEO

# **FINANCIAL SECTION**





## Independent Auditor's Report

Cuyahoga County Public Library  
Cuyahoga County  
2111 Snow Road  
Parma, Ohio 44134

To the Members of the Board of Trustees and Management:

### Report on the Audit of the Financial Statements

#### *Opinions*

We have audited the accompanying financial statements of the governmental activities, the discretely presented component unit, each major fund, and the aggregate remaining fund information of the Cuyahoga County Public Library, Cuyahoga County, Ohio, as of and for the year ended December 31, 2022, and the related notes to the financial statements, which collectively comprise the Cuyahoga County Public Library's basic financial statements as listed in the table of contents.

In our opinion, the financial statements referred to above present fairly, in all material respects, the respective financial position of the governmental activities, the discretely presented component unit, each major fund, and the aggregate remaining fund information of the Cuyahoga County Public Library, as of December 31, 2022, and the respective changes in financial position, thereof and the budgetary comparison for the General Fund for the year then ended in accordance with accounting principles generally accepted in the United States of America (GAAP).

#### *Basis for Opinions*

We conducted our audit in accordance with auditing standards generally accepted in the United States of America (GAAS) and the standards applicable to financial audits contained in *Government Auditing Standards*, issued by the Comptroller General of the United States. Our responsibilities under those standards are further described in the *Auditor's Responsibilities for the Audit of the Financial Statements* section of our report. We are required to be independent of the Cuyahoga County Public Library and to meet our other ethical responsibilities, in accordance with the relevant ethical requirements relating to our audit. We believe that the audit evidence we have obtained is sufficient and appropriate to provide a basis for our audit opinions.

#### *Responsibilities of Management for the Financial Statements*

Management is responsible for the preparation and fair presentation of the financial statements in accordance with GAAP, and for the design, implementation, and maintenance of internal control relevant to the preparation and fair presentation of financial statements that are free from material misstatement, whether due to fraud or error.

In preparing the financial statements, management is required to evaluate whether there are conditions or events, considered in the aggregate, that raise substantial doubt about the Cuyahoga County Public Library's ability to continue as a going concern for twelve months beyond the financial statement date, including any currently known information that may raise substantial doubt shortly thereafter.

***Auditor's Responsibilities for the Audit of the Financial Statements***

Our objectives are to obtain reasonable assurance about whether the financial statements as a whole are free from material misstatement, whether due to fraud or error, and to issue an auditor's report that includes our opinions. Reasonable assurance is a high level of assurance but is not absolute assurance and therefore is not a guarantee that an audit conducted in accordance with GAAS and *Government Auditing Standards* will always detect a material misstatement when it exists. The risk of not detecting a material misstatement resulting from fraud is higher than for one resulting from error, as fraud may involve collusion, forgery, intentional omissions, misrepresentations, or the override of internal control. Misstatements are considered material if there is a substantial likelihood that, individually or in the aggregate, they would influence the judgment made by a reasonable user based on the financial statements.

In performing an audit in accordance with GAAS and *Government Auditing Standards*, we:

- Exercise professional judgment and maintain professional skepticism throughout the audit.
- Identify and assess the risks of material misstatement of the financial statements, whether due to fraud or error, and design and perform audit procedures responsive to those risks. Such procedures include examining, on a test basis, evidence regarding the amounts and disclosures in the financial statements.
- Obtain an understanding of internal control relevant to the audit in order to design audit procedures that are appropriate in the circumstances, but not for the purpose of expressing an opinion on the effectiveness of the Cuyahoga County Public Library's internal control. Accordingly, no such opinion is expressed.
- Evaluate the appropriateness of accounting policies used and the reasonableness of significant accounting estimates made by management, as well as evaluate the overall presentation of the financial statements.
- Conclude whether, in our judgment, there are conditions or events, considered in the aggregate, that raise substantial doubt about the Cuyahoga County Public Library's ability to continue as a going concern for a reasonable period of time.

We are required to communicate with those charged with governance regarding, among other matters, the planned scope and timing of the audit, significant audit findings, and certain internal control-related matters that we identified during the audit.

***Required Supplementary Information***

GAAP requires that the management's discussion and analysis, schedules of net pension and other postemployment benefit assets and liabilities and pension and other postemployment benefit contributions listed in the table of contents be presented to supplement the basic financial statements. Such information is the responsibility of management and, although not a part of the basic financial statements, is required by the Governmental Accounting Standards Board who considers it to be an essential part of financial reporting for placing the basic financial statements in an appropriate operational, economic, or historical context. We have applied certain limited procedures to the required supplementary information in accordance with GAAS, which consisted of inquiries of management about the methods of preparing the information and comparing the information for consistency with management's responses to our inquiries, the basic financial statements, and other knowledge we obtained during our audit of the basic financial statements. We do not express an opinion or provide any assurance on the information because the limited procedures do not provide us with sufficient evidence to express an opinion or provide any assurance.

***Supplementary Information***

Our audit was conducted for the purpose of forming opinions on the financial statements that collectively comprise the Cuyahoga County Public Library's basic financial statements. The accompanying combining and individual nonmajor fund financial statements and schedules are presented for purposes of additional analysis and are not a required part of the basic financial statements. Such information is the responsibility of management and was derived from and relates directly to the underlying accounting and other records used to prepare the basic financial statements. The information has been subjected to the auditing procedures applied in the audit of the basic financial statements and certain additional procedures, including comparing and reconciling such information directly to the underlying accounting and other records used to prepare the basic financial statements or to the basic financial statements themselves, and other additional procedures in accordance with GAAS. In our opinion, the combining and individual nonmajor fund financial statements and schedules are fairly stated, in all material respects, in relation to the basic financial statements as a whole.

***Other Information***

Management is responsible for the other information included in the annual financial report. The other information comprises the introductory and statistical sections but does not include the basic financial statements and our auditor's report thereon. Our opinions on the basic financial statements do not cover the other information, and we do not express an opinion or any form of assurance thereon.

In connection with our audit of the basic financial statements, our responsibility is to read the other information and consider whether a material inconsistency exists between the other information and the basic financial statements, or the other information otherwise appears to be materially misstated. If, based on the work performed, we conclude that an uncorrected material misstatement of the other information exists, we are required to describe it in our report.

***Other Reporting Required by Government Auditing Standards***

In accordance with *Government Auditing Standards*, we have also issued our report dated June 8, 2023 on our consideration of the Cuyahoga County Public Library's internal control over financial reporting and on our tests of its compliance with certain provisions of laws, regulations, contracts, and grant agreements and other matters. The purpose of that report is solely to describe the scope of our testing of internal control over financial reporting and compliance and the results of that testing, and not to provide an opinion on the effectiveness of the Cuyahoga County Public Library's internal control over financial reporting or on compliance. That report is an integral part of an audit performed in accordance with *Government Auditing Standards* in considering the Cuyahoga County Public Library's internal control over financial reporting and compliance.



Julian & Grube, Inc.  
June 8, 2023

*This Page Intentionally Left Blank.*

**Cuyahoga County Public Library**  
*Management's Discussion and Analysis*  
*For the Year Ended December 31, 2022*  
*Unaudited*

---

The management's discussion and analysis of the Cuyahoga County Public Library's (the Library) financial performance provides an overall review of the Library's financial activities for the year ended December 31, 2022. The intent of this management's discussion and analysis is to look at the Library's financial performance as a whole. Readers should also review the transmittal letter, the basic financial statements and the notes to the basic financial statements to enhance their understanding of the Library's financial performance.

### **Financial Highlights**

Key financial highlights for 2022 are as follows:

- The Library celebrated its 100<sup>th</sup> anniversary in 2022. The official date of the anniversary was November 7, 2022. As part of the yearlong celebration, we did a project at each of the branches as “gifts” to the community. The gifts varied in size and scope and included refurbished areas, new furniture, two innovation centers at Warrensville Heights Branch and Fairview Park Branch and a new teen space at North Olmsted Branch. Most of the projects were completed in 2022 except for the two innovation centers and the new teen space. The total cost of the projects is expected to be \$1,230,000 when completed.
- The Library Board adopted a resolution at their January Board Meeting to eliminate daily overdue fines and purge all current fines and fees effective January 26, 2022. Overdue fines are a financial barrier for many residents, preventing access to library materials and creating undue hardship. Eliminating daily overdue fines and a one-time purge of all fines and fees on cardholder accounts eliminated the financial burden to access. Providing equitable access to resources was an initiative of the Library's strategic plan adopted by the Board of Trustees in 2021. It was estimated that the elimination of daily overdue fines would decrease the operating budget by approximately \$200,000. The total amount of Patron Fines and Fees collected in 2021 was a little over \$650,000. This amount also includes fees for lost materials and passport processing, which was not eliminated. The actual amount of Patron Fines and Fees collected in 2022 was a little over \$900,000. The estimated shortfall of \$200,000 was more than covered by the increase in revenue. Much of that increase was for a substantial increase in passport processing fees. For future years if that shortfall was not covered by additional passport processing fees, with the passage of the additional 1.0 mill real estate levy in 2020 will cover any shortfall.
- The Library completed a Facilities Master Plan in November 2022. The plan is a 10-year plan, covering the years 2023-2032. This plan differs from the previous 10-year plan from 2009. The focus of the previous plan centered around the buildings. This new plan is focused on services, which for the next decade of improvements will ensure that all branches provide excellent service, equitable access, and engaging experiences. The plan concluded the existing facilities were found to be high quality and well maintained, but made recommendations to maintain, renovate or replace the buildings over the next ten years. The plan also recommended a sequence of major projects for budgeting purposes. Most of the funds will come from existing capital funds as well as funds collected from the additional 1.0 mill real estate levy passed in November 2020.
- The new Bay Village Branch Library opened on April 30, 2022. The project was put on hold during the uncertainties surrounding the COVID-19 pandemic but ultimately broke ground in March 2021. The project was completed at a total cost of \$11,562,225 which was within budget.
- The planning for construction of a new branch in the City of Brooklyn began in 2022. The building will be designed by architects Bialosky Cleveland and is expected to break ground in July 2023.

**Cuyahoga County Public Library**  
*Management's Discussion and Analysis*  
*For the Year Ended December 31, 2022*  
*Unaudited*

---

The new building will replace the current branch on Ridge Road in Brooklyn and will be built on the current site of the Brooklyn City Hall, which will be moving to a new facility across the street on Memphis Avenue in Brooklyn. The total cost of the new library will be \$17,500,000 and is expected to open in the Fall of 2024.

### **Using This Annual Comprehensive Financial Report**

This annual report consists of a series of financial statements and notes to those statements. These statements are prepared and organized so the reader can understand the Cuyahoga County Public Library as a financial whole or as an entire operating entity. The statements provide a detailed look at the Library's specific financial activities.

The Statement of Net Position and Statement of Activities provide information about the activities of the whole Library, presenting both an aggregate view of the Library's finances and a longer-term view of those finances. Fund financial statements provide the next level of detail. For governmental funds, these statements tell how services were financed in the short term as well as what dollars remain for future spending. The fund financial statements also look at the Library's most significant funds with all other nonmajor funds presented in total in one column.

### **Reporting the Cuyahoga County Public Library as a Whole**

#### *Statement of Net Position and the Statement of Activities*

While this document contains information about the funds used by the Library to provide services to our citizens, the view of the Library as a whole considers all financial transactions and asks the question, "How did we do financially during 2022?" The Statement of Net Position and the Statement of Activities answer this question. These statements include all assets and liabilities using the accrual basis of accounting similar to the accounting method used by the private sector. This basis of accounting takes into account all of the current year's revenues and expenses regardless of when the cash is received or paid.

These two statements report the Library's net position and the changes in net position. The change in net position is important because it tells the reader whether, for the Library as a whole, the financial position of the Library has improved or diminished. However, in evaluating the overall position of the Library, non-financial information such as changes in the Library's tax base and the condition of the Library's capital assets also needs to be evaluated.

The Statement of Net Position and the Statement of Activities are divided into the following categories:

- Assets
- Deferred Outflows of Resources
- Liabilities
- Deferred Inflows of Resources
- Net Position (Assets plus Deferred Outflows of Resources minus Liabilities and Deferred Inflows of Resources)
- Program Expenses and Revenues
- General Revenues
- Net Position Beginning of Year and Year's End

**Cuyahoga County Public Library**  
*Management's Discussion and Analysis*  
*For the Year Ended December 31, 2022*  
*Unaudited*

---

The component unit financial statements identify the financial data of the Library's component unit, Cuyahoga County Public Library Foundation.

The Foundation is a legally separate, non-profit organization established to receive, hold, invest and administer donations, and to make expenditures to or for the exclusive benefit of the Library. The Foundation is included as a component unit of the Library due to the amount of equity the Foundation has accumulated on the Library's behalf. The Library does not appoint any of the members of the Cuyahoga County Public Library Foundation's governing board or approve the budget or the issuance of debt of the Foundation.

### **Reporting the Cuyahoga County Public Library's Most Significant Funds**

#### *Fund Financial Statements*

A fund is a grouping of related accounts that is used to maintain control over resources that have been segregated for specific activities or objectives. The Cuyahoga County Public Library uses fund accounting to ensure and demonstrate compliance with finance-related legal requirements. The Library's funds can be classified as either governmental or fiduciary. Fund financial reports provide detailed information about the Library's major funds. The Library has established funds that account for the multitude of services and facilities provided to our residents. However, these fund financial statements focus on the Library's most significant funds. In the case of the Cuyahoga County Public Library, our major funds are the general fund and capital improvement capital projects fund.

**Governmental Funds** Governmental funds are used to account for essentially the same functions reported as governmental activities in the government-wide financial statements. However, unlike the government-wide financial statements, governmental fund financial statements focus on near-term inflows and outflows of spendable resources, as well as on balances of spendable resources available at the end of the year. All Library activities are reported in the governmental funds focusing on how money flows into and out of those funds and the balances left at year end available for spending in future periods. Our funds are reported using an accounting method called modified accrual accounting which measures cash and all other financial assets that are expected to be readily converted to cash. The governmental fund statements provide a detailed short-term view of the Library's general operations and the basic services it provides. Governmental fund information helps one determine whether there are more or fewer financial resources that can be spent in the near future on services provided to our residents. Because the focus of governmental funds is narrower than that of the government-wide financial statements, it is useful to compare the information presented for governmental funds with similar information presented for governmental activities in the government-wide financial statements. By doing so, readers may better understand the long-term impact of the government's near-term financing decisions. Both the governmental fund balance sheet and the governmental fund statement of revenues, expenditures, and changes in fund balances provide a reconciliation to facilitate this comparison between governmental funds and governmental activities.

**Fiduciary Funds** Fiduciary funds are used to account for resources held for the benefit of parties outside the Library. Fiduciary funds are not reflected in the government-wide financial statements because the resources of those funds are not available to support the Library's own programs. The Library's fiduciary funds are custodial.

### **The Cuyahoga County Public Library as a Whole**

Recall that the Statement of Net Position pictures the Library as a whole. Table 1 provides a summary of the Library's net position for 2022 compared to 2021.



**Cuyahoga County Public Library**  
*Management's Discussion and Analysis*  
For the Year Ended December 31, 2022  
Unaudited

**Table 1**  
*Net Position*

	2022	2021	Change
<b>Assets</b>			
Current and Other Assets	\$134,421,173	\$118,547,629	\$15,873,544
Net Pension Asset	465,975	259,531	206,444
Net OPEB Asset	5,763,475	3,002,176	2,761,299
Capital Assets, Net	105,336,886	107,337,519	(2,000,633)
<i>Total Assets</i>	<u>245,987,509</u>	<u>229,146,855</u>	<u>16,840,654</u>
<b>Deferred Outflows of Resources</b>			
Deferred Charge on Refunding Pension	2,359,714	2,398,570	(38,856)
OPEB	8,815,204	3,899,981	4,915,223
	307,421	1,527,288	(1,219,867)
<i>Total Deferred Outflows of Resources</i>	<u>11,482,339</u>	<u>7,825,839</u>	<u>3,656,500</u>
<b>Liabilities</b>			
Current Liabilities	4,114,484	5,285,316	1,170,832
Long-Term Liabilities			
Due Within One Year	6,177,158	5,957,897	(219,261)
Due in More Than One Year			
Net Pension Liability	16,114,107	25,280,064	9,165,957
Other	48,259,222	52,345,330	4,086,108
<i>Total Liabilities</i>	<u>74,664,971</u>	<u>88,868,607</u>	<u>14,203,636</u>
<b>Deferred Inflows of Resources</b>			
Property Taxes	58,584,767	56,459,899	(2,124,868)
Leases	50,154	69,607	19,453
Pension	20,963,188	14,927,936	(6,035,252)
OPEB	6,826,214	11,581,146	4,754,932
<i>Total Deferred Inflows of Resources</i>	<u>86,424,323</u>	<u>83,038,588</u>	<u>(3,385,735)</u>
<b>Net Position</b>			
Net Investment in Capital Assets	57,517,455	54,325,385	3,192,070
Restricted for:			
Other Purposes	2,827,637	3,216,416	(388,779)
Gates Mills Children's Activities			
Expendable	837	1,846	(1,009)
Nonexpendable	4,919	4,919	0
Unrestricted	36,029,706	7,516,933	28,512,773
<i>Total Net Position</i>	<u>\$96,380,554</u>	<u>\$65,065,499</u>	<u>\$31,315,055</u>

**Cuyahoga County Public Library**  
*Management's Discussion and Analysis*  
*For the Year Ended December 31, 2022*  
*Unaudited*

---

The net pension liability (NPL) is one of the largest single liabilities reported by the Library at December 31, 2022, GASB notes that pension and OPEB liabilities, whether funded or unfunded, are part of the “employment exchange” – that is, the employee is trading his or her labor in exchange for wages, benefits, and the promise of a future pension and other postemployment benefits. GASB noted that the unfunded portion of this pension promise is a present obligation of the government, part of a bargained-for benefit to the employee, and should accordingly be reported by the government as a liability since they received the benefit of the exchange; however, the Library is not responsible for certain key factors affecting the balance of these liabilities. In Ohio, the employee contribution rates are capped by State statute. A change in these caps requires action of both Houses of the General Assembly and approval of the Governor. Benefit provisions are also determined by State statute. The Ohio Revised Code permits, but does not require the retirement systems to provide healthcare to eligible benefit recipients. The retirement systems may allocate a portion of the employer contributions to provide for these OPEB benefits.

Most long-term liabilities have set repayment schedules or, in the case of compensated absences (i.e. sick and vacation leave), are satisfied through paid time-off or termination payments. There is no repayment schedule for the net pension liability or the net OPEB liability. As explained above, changes in benefits, contribution rates, and return on investments affect the balance of these liabilities, but are outside the control of the local government. In the event that contributions, investment returns, and other changes are insufficient to keep up with required payments, State statute does not assign/identify the responsible party for the unfunded portion. Due to the unique nature of how the net pension liability and the net OPEB liability are satisfied, these liabilities are separately identified within the long-term liability section of the statement of net position.

As noted earlier, net position may serve over time as a useful indicator of a government’s financial position. In the case of the Cuyahoga County Public Library, net position increased in 2022 from 2021. By comparing assets, liabilities and deferred outflows/inflows of resources one can see that the overall position of the Library is good. The net position increase is primarily due to increases in cash and net OPEB asset. Carryover cash increases can be attributed to the increase in property tax collection related to the tax levy passed in 2020. A portion of these property tax collections have been set aside for future capital improvements. The Library’s total liabilities decreased compared to the previous year due to the drop in the net pension liability and other long-term liabilities due to the pay down of debt. The net pension liability decrease represents the Library’s proportionate share of the OPERS traditional plan’s unfunded benefits. As indicated above, changes in pension benefits, contribution rates, and return on investments affect the balance of the net pension liability.

In order to further understand what makes up the changes in net position for the current year, the following table gives readers further details regarding the results of activities for 2022 and 2021.

**Cuyahoga County Public Library**  
*Management's Discussion and Analysis*  
For the Year Ended December 31, 2022  
Unaudited

**Table 2**  
*Change in Net Position*

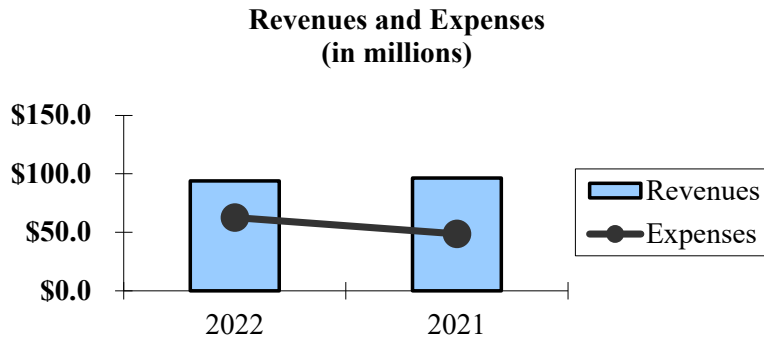
	2022	2021	Change
<b>Revenues</b>			
<i>Program Revenues</i>			
Charges for Services	\$1,183,832	\$1,559,139	(\$375,307)
Operating Grants and Contributions	2,249,451	3,240,450	(990,999)
Capital Grants and Contributions	239,399	197,500	41,899
<i>Total Program Revenues</i>	<u>3,672,682</u>	<u>4,997,089</u>	<u>(1,324,407)</u>
<i>General Revenues</i>			
Property Taxes	58,136,826	59,076,164	(939,338)
Grants and Entitlements not Restricted	31,458,257	32,153,882	(695,625)
Unrestricted Contributions and Donations	150,572	63,658	86,914
Investment Earnings/Interest	354,251	(16,830)	371,081
Gain on Sale of Capital Assets	21,313	0	21,313
Miscellaneous	144,403	80,096	64,307
<i>Total General Revenues</i>	<u>90,265,622</u>	<u>91,356,970</u>	<u>(1,091,348)</u>
<i>Total Revenues</i>	<u>93,938,304</u>	<u>96,354,059</u>	<u>(2,415,755)</u>
<b>Program Expenses</b>			
<i>Library Services:</i>			
Public Service and Programs	33,652,088	23,281,516	10,370,572
Collection Development and Processing	1,171,581	538,768	632,813
<i>Support Services:</i>			
Facilities Operations and Maintenance	10,686,282	8,636,056	2,050,226
Business Administration	16,151,596	14,903,859	1,247,737
Interest and Fiscal Charges	961,702	1,324,559	(362,857)
<i>Total Program Expenses</i>	<u>62,623,249</u>	<u>48,684,758</u>	<u>13,938,491</u>
<i>Change in Net Position</i>	31,315,055	47,669,301	(16,354,246)
Net Position Beginning of Year, Restated	65,065,499	17,396,198	47,669,301
Net Position End of Year	<u>\$96,380,554</u>	<u>\$65,065,499</u>	<u>\$31,315,055</u>

The vast majority of revenue supporting all governmental activities is general revenue. The most significant portions of the general revenues are local property taxes and intergovernmental revenues. The remaining amount of revenue received was in the form of program revenues.

**Graph 1**  
Revenues and Expenses  
(In Millions)

	2022	2021
Revenues	\$93.9	\$96.4
Expenses	62.6	48.7

**Cuyahoga County Public Library**  
*Management's Discussion and Analysis*  
*For the Year Ended December 31, 2022*  
*Unaudited*



**Analysis of Overall Financial Positions and Results of Operations**

In Table 3 below, the total cost of services column contains all costs related to the programs and the net cost of services column shows how much of the total amount is not covered by program revenues. The net costs are program costs that must be covered by unrestricted State aid (Public Library Fund) or property taxes.

**Table 3**  
*Total and Net Cost of Program Services*  
*Governmental Activities*

Programs	Total Cost of Services 2022	Total Cost of Services 2021	Net Cost of Services 2022	Net Cost of Services 2021
Library Services:				
Public Service and Programs	\$33,652,088	\$23,281,516	\$30,360,718	\$18,802,069
Collection Development and Processing	1,171,581	538,768	1,171,581	538,768
Support Services:				
Facilities Operations and Maintenance	10,686,282	8,636,056	10,671,282	8,636,056
Business Administration	16,151,596	14,903,859	15,785,284	14,386,217
Interest and Fiscal Charges	961,702	1,324,559	961,702	1,324,559
<b>Total Expenses</b>	<b>\$62,623,249</b>	<b>\$48,684,758</b>	<b>\$58,950,567</b>	<b>\$43,687,669</b>

**Governmental Activities**

Several revenue sources fund our governmental activities with the Library property tax being the largest contributor. Property tax revenues account for a large portion of total revenues. General revenues from grants and entitlements, such as local government funds, are the next largest source of revenue. This would include the funds received by the State through the Public Library Fund.

The Library did see an increase in the amount of funding it receives from the State of Ohio through the Public Library Fund. This increase was attributed to an increase in the funds collected as general revenues of the State. Public Libraries in Ohio under permanent law receive 1.66 percent of the general revenues from the State, but that factor was increased to 1.70 percent for the State's fiscal year 2021-2022 and 2022-2023 biennium.

The Library System's geographic boundaries encompass 47 communities throughout Cuyahoga County. These communities are primarily residential in nature. The Library has experienced increased costs, particularly in the

**Cuyahoga County Public Library**  
*Management's Discussion and Analysis*  
*For the Year Ended December 31, 2022*  
*Unaudited*

---

areas of staffing, healthcare benefits for employees and Library materials. And although foreclosures and overall increases in delinquencies have slowed down from the past several years and the State economy is slowly increasing, there is still cause for concern today and into the future.

Although the Library relies heavily upon local property taxes to support its operations, we continue to actively solicit and receive additional grant and entitlement funds to help offset operating and program costs. Our Development Office continues to actively seek grant funds to fund special programs and new services. They have been very successful in securing funding for these services and will continue to seek other grant funds that may be available.

### **The Library's Funds**

Information about the Library's governmental funds begins with the balance sheet. These funds are accounted for using the modified accrual basis of accounting. All governmental funds had total revenue of \$94,017,147 and expenditures of \$79,128,756. The general fund had an increase in fund balance due to an increase in property tax collections and intergovernmental revenue as well as a decrease in transfers to the capital improvement fund compared to the prior year. The capital improvement fund realized a significant fund balance increase due to transfers from the general fund to fund current and future capital improvements as well as a decrease in capital outlay expenditures. Other governmental funds had a decrease in fund balance due to a decrease in contributions and donations revenue compared to the prior year. As one can see from the Statement of Revenues, Expenditures and Changes in Fund Balances – Governmental Funds, property taxes from the communities that we serve are the largest source of revenue, accounting for 63.74 percent of the total general fund revenue.

### **General Fund Budgetary Highlights**

The Library's budget is prepared according to Ohio law and is based on accounting for certain transactions on a basis of cash receipts, disbursements and encumbrances. The most significant budgeted fund is the general fund. During the course of 2022, the Library amended its general fund budget. The most significant amendment was an increase in December of \$4,000,000. Most of this increase came from larger than expected revenues from the Public Library Fund and larger than expected investment earnings due to interest rates favoring investing more than in the prior year. The Library uses an operational cost center budget process and has in place systems that are designed to tightly control expenditures but provide flexibility for program-based decision and management.

Actual revenues came in just above budgeted revenues. Property tax collections came in under the amount certified by the County and intergovernmental revenues came in just below the amount anticipated. Final budget basis expenditures were lower than the original estimate due to a decrease in anticipated public services and programs spending during the second half of the year. The Library's actual expenditures were \$28,072 lower than the final estimate. This is due in large part to the Library's continued commitment to provide quality service while still controlling cost.

**Cuyahoga County Public Library**  
*Management's Discussion and Analysis*  
*For the Year Ended December 31, 2022*  
*Unaudited*

**Capital Assets and Debt**

***Capital Assets***

Table 4 summarizes the Library's capital assets:

**Table 4**  
*Capital Assets at December 31*  
*(Net of Accumulated Depreciation)*

	Governmental Activities		
	2022	2021	Change
Land	\$6,739,960	\$6,739,960	\$0
Construction in Progress	966,468	8,425,335	(7,458,867)
Land Improvements	1,748,184	2,009,349	(261,165)
Buildings and Building Improvements	91,295,611	85,563,835	5,731,776
Furniture, Fixtures and Equipment	2,225,444	2,350,741	(125,297)
Vehicles	512,642	536,357	(23,715)
Software	894,039	485,286	408,753
Intangible Right to Use Lease - Equipment	954,538	1,226,656	(272,118)
<b>Total Capital Assets</b>	<b>\$105,336,886</b>	<b>\$107,337,519</b>	<b>(\$2,000,633)</b>

During fiscal year 2022, capital assets net of accumulated depreciation/amortization decreased from the prior year. This decrease was due to an additional year of depreciation offset by current year additions. The decrease in construction in progress can be attributed to the completion of the new Bay Village Branch. For additional information on the Library's capital assets see Note 10 to the basic financial statements.

***Debt***

Table 5 summarizes the long-term debt outstanding:

**Table 5**  
*Outstanding Long-term Debt*  
*Governmental Activities*

	2022	2021	Change
Library Fund Facilities Notes	\$49,106,752	\$52,718,503	(\$3,611,751)
Leases	895,849	1,226,656	(330,807)
<b>Total</b>	<b>\$50,002,601</b>	<b>\$53,945,159</b>	<b>(\$3,942,558)</b>

The Library issued the Library Fund Facilities Refunding Notes to currently refund notes previously issued in 2010. The current refunding was undertaken to take advantage of lower interest rates. The notes are retired through the debt service fund. During 2022, the Library entered into a lease agreement for laptops, computer workstations and a postage machine. Prior leases include desktop computers, laptops and various printers. The leases are paid from the general fund. See Note 15 for additional information on the Library's long-term obligations.

**Cuyahoga County Public Library**  
*Management's Discussion and Analysis*  
*For the Year Ended December 31, 2022*  
*Unaudited*

---

**Current Financial Related Activities**

The Cuyahoga County Public Library has continued to maintain the highest level of service to the customers of our communities. The Cuyahoga County Public Library is financially strong. This past year saw increases in both our 2.5 mill and 1.0 mill real estate levies and our distribution from the Public Library Fund. The Board of Library Trustees and administration continues to closely monitor revenues and expenditures in accordance with its financial forecast to keep the library financially strong.

The Cuyahoga County Public Library relies on its property tax payers to support its operations and the fiscal capacity and community support for the Library is quite strong. The Cuyahoga County Public Library voters passed an operating levy in 2008, which will continue and passed an additional 1.0 mill levy in November 2020 to help the general operations and permanent improvements of the Library. The Cuyahoga County Public Library will begin to work through the new Facilities Master Plan. Through the work that has already been completed and the work to come over the next ten years, the master plan will allow the Library to reduce operating funds through efficiency in building systems.

The operating levy that was passed in 2008 was a continuing issue and the additional 1.0 mill levy passed in November 2020 is also a continuing issue. With the 2.50 mill levy passed in 2008 and the 1.0 mill levy passed in 2020, the board and administration have made a commitment that the Library will operate for at least another 10 years without additional support from the community in the form of a tax increase.

**Contacting the Library's Finance Department**

This financial report is designed to provide our citizens, taxpayers, creditors and investors with a general overview of the Library's finances and demonstrates the Library's accountability for all money it receives, spends, and invests. Please direct any questions about this report or financial information inquiries to Chief Operations Officer/Fiscal Officer, Scott A. Morgan, Cuyahoga County Public Library, 2111 Snow Road, Parma, Ohio 44134, or email [smorgan@cuyahogalibrary.org](mailto:smorgan@cuyahogalibrary.org).

## Basic Financial Statements



**Cuyahoga County Public Library**

*Statement of Net Position*

December 31, 2022

	Governmental Activities
<b>Assets</b>	
Equity in Pooled Cash and Cash Equivalents	\$54,158,584
Cash and Cash Equivalents in Segregated Accounts	20,053
Accrued Interest Receivable	44,517
Accounts Receivable	73,543
Lease Receivable	50,154
Loans Receivable	167,270
Intergovernmental Receivable	16,411,007
Prepaid Items	1,105,581
Property Taxes Receivable	62,390,464
Net Pension Asset	465,975
Net OPEB Asset	5,763,475
Nondepreciable Capital Assets, Net	7,706,428
Depreciable Capital Assets, Net	<u>97,630,458</u>
<i>Total Assets</i>	<u>245,987,509</u>
<b>Deferred Outflows of Resources</b>	
Deferred Charge on Refunding	2,359,714
Pension	8,815,204
OPEB	<u>307,421</u>
<i>Total Deferred Outflows of Resources</i>	<u>11,482,339</u>
<b>Liabilities</b>	
Accounts Payable	1,393,784
Contracts Payable	154,167
Retainage Payable	20,053
Accrued Wages	1,794,400
Intergovernmental Payable	458,466
Matured Compensated Absences Payable	73,468
Accrued Interest Payable	76,032
Payroll Withholding Payable	144,114
Long-Term Liabilities:	
Due Within One Year	6,177,158
Due In More Than One Year	
Net Pension Liability (See Note 12)	16,114,107
Other Amounts Due in More than One Year	<u>48,259,222</u>
<i>Total Liabilities</i>	<u>74,664,971</u>
<b>Deferred Inflows of Resources</b>	
Property Taxes	58,584,767
Leases	50,154
Pension	20,963,188
OPEB	<u>6,826,214</u>
<i>Total Deferred Inflows of Resources</i>	<u>86,424,323</u>
<b>Net Position</b>	
Net Investment in Capital Assets	57,517,455
Restricted for:	
Pension Plans	394,156
Enrichment and Literacy	10,698
Adult Education	520,582
Library Support	272,924
Branch Support	1,315,590
Other Purposes	313,687
Gates Mills Children's Activities	
Expendable	837
Nonexpendable	4,919
Unrestricted	<u>36,029,706</u>
<i>Total Net Position</i>	<u><u>\$96,380,554</u></u>

See accompanying notes to the basic financial statements

**Cuyahoga County Public Library**  
*Statement of Financial Position*  
*Component Unit - Cuyahoga County Public Library Foundation*  
*December 31, 2022*

<b>Current Assets</b>	
Cash and Cash Equivalents	\$621,664
Prepaid Expenses and Other Assets	44,227
	665,891
<i>Total Current Assets</i>	665,891
<b>Long-Term Assets</b>	
Marketable Securities	6,789,403
	6,789,403
<i>Total Assets</i>	\$7,455,294
<b>Current Liabilities</b>	
Deferred Revenue	\$32,560
Intergovernmental Payable	171
Charitable Gift Annuity	25,948
	58,679
<i>Total Liabilities</i>	58,679
<b>Net Assets</b>	
Without Donor Restrictions	6,761,491
With Donor Restrictions	635,124
	7,396,615
<i>Total Net Assets</i>	7,396,615
<i>Total Liabilities and Net Assets</i>	\$7,455,294

See accompanying notes to the basic financial statements

**Cuyahoga County Public Library**

*Statement of Activities*

*For the Year Ended December 31, 2022*

	Program Revenues				Net (Expense) Revenue and Changes in Net Position
	Expenses	Charges for Services	Operating Grants and Contributions	Capital Grants and Contributions	Governmental Activities
<b>Governmental Activities</b>					
Library Services:					
Public Service and Programs	\$33,652,088	\$817,520	\$2,234,451	\$239,399	(\$30,360,718)
Collection Development and Processing	1,171,581	0	0	0	(1,171,581)
Support Services:					
Facilities Operations and Maintenance	10,686,282	0	15,000	0	(10,671,282)
Business Administration	16,151,596	366,312	0	0	(15,785,284)
Interest and Fiscal Charges	961,702	0	0	0	(961,702)
<i>Total Governmental Activities</i>	<u>\$62,623,249</u>	<u>\$1,183,832</u>	<u>\$2,249,451</u>	<u>\$239,399</u>	<u>(58,950,567)</u>
<b>General Revenues</b>					
Property Taxes Levied for General Purposes					58,136,826
Grants and Entitlements not Restricted to Specific Programs					31,458,257
Unrestricted Contributions and Donations					150,572
Investment Earnings/Interest					354,251
Gain on Sale of Capital Assets					21,313
Miscellaneous					144,403
<i>Total General Revenues</i>					<u>90,265,622</u>
Change in Net Position					31,315,055
<i>Net Position Beginning of Year     Restated (See Note 19)</i>					<u>65,065,499</u>
<i>Net Position End of Year</i>					<u><u>\$96,380,554</u></u>

See accompanying notes to the basic financial statements

**Cuyahoga County Public Library**  
*Statement of Activities*  
 Component Unit - Cuyahoga County Public Library Foundation  
 For the Year Ended December 31, 2022

	Without Donor Restrictions	With Donor Restrictions	Total
<b>Support, Revenues and Gains</b>			
Direct Public Support	\$472,862	\$0	\$472,862
Investment Income	136,455	14,180	150,635
Gain/Loss on Investments	(1,062,540)	(130,425)	(1,192,965)
Special Events	405,331	0	405,331
<i>Total Support, Revenues and Gains</i>	<u>(47,892)</u>	<u>(116,245)</u>	<u>(164,137)</u>
<b>Expenses</b>			
Program Services:			
Cuyahoga County Public Library Grant	255,706	0	255,706
Donations and Contributions	2,650	0	2,650
<i>Total Program Services</i>	<u>258,356</u>	<u>0</u>	<u>258,356</u>
Supporting Services:			
Management and General	184,112	2,539	186,651
Fund Raising:			
Special Events	166,069	0	166,069
<i>Total Supporting Services</i>	<u>350,181</u>	<u>2,539</u>	<u>352,720</u>
<i>Total Expenses</i>	<u>608,537</u>	<u>2,539</u>	<u>611,076</u>
Change in Net Assets	(656,429)	(118,784)	(775,213)
<i>Net Assets Beginning of Year</i>	<u>7,417,920</u>	<u>753,908</u>	<u>8,171,828</u>
<i>Net Assets End of Year</i>	<u><u>\$6,761,491</u></u>	<u><u>\$635,124</u></u>	<u><u>\$7,396,615</u></u>

See accompanying notes to the basic financial statements

## Cuyahoga County Public Library

*Balance Sheet  
Governmental Funds  
December 31, 2022*

	General	Capital Improvement	Other Governmental Funds	Total Governmental Funds
<b>Assets</b>				
Equity in Pooled Cash and Cash Equivalents	\$3,763,760	\$48,152,538	\$2,231,599	\$54,147,897
Cash and Cash Equivalents In Segregated Accounts	0	20,053	0	20,053
Restricted Assets:				
Equity in Pooled Cash and Cash Equivalents	10,687	0	0	10,687
Receivables:				
Property Taxes	62,390,464	0	0	62,390,464
Accounts	12,584	0	60,959	73,543
Lease	50,154	0	0	50,154
Loans	167,270	0	0	167,270
Intergovernmental	16,231,396	0	179,611	16,411,007
Accrued Interest	0	44,517	0	44,517
Interfund Receivable	45,541	0	0	45,541
Prepaid Items	1,090,889	1,913	12,779	1,105,581
<i>Total Assets</i>	<b>\$83,762,745</b>	<b>\$48,219,021</b>	<b>\$2,484,948</b>	<b>\$134,466,714</b>
<b>Liabilities</b>				
Accounts Payable	\$1,377,377	\$0	\$16,407	\$1,393,784
Contracts Payable	0	154,167	0	154,167
Accrued Wages	1,794,400	0	0	1,794,400
Intergovernmental Payable	458,466	0	0	458,466
Retainage Payable	0	20,053	0	20,053
Payroll Withholding Payable	144,114	0	0	144,114
Interfund Payable	0	0	45,541	45,541
Matured Compensated Absences Payable	73,468	0	0	73,468
<i>Total Liabilities</i>	<b>3,847,825</b>	<b>174,220</b>	<b>61,948</b>	<b>4,083,993</b>
<b>Deferred Inflows of Resources</b>				
Property Taxes	58,584,767	0	0	58,584,767
Leases	50,154	0	0	50,154
Unavailable Revenue	15,396,525	0	5,277	15,401,802
<i>Total Deferred Inflows of Resources</i>	<b>74,031,446</b>	<b>0</b>	<b>5,277</b>	<b>74,036,723</b>
<b>Fund Balances</b>				
Nonspendable	1,260,681	1,913	17,698	1,280,292
Restricted	0	0	2,438,589	2,438,589
Committed	2,105,125	0	0	2,105,125
Assigned	516,137	48,042,888	0	48,559,025
Unassigned (Deficit)	2,001,531	0	(38,564)	1,962,967
<i>Total Fund Balances</i>	<b>5,883,474</b>	<b>48,044,801</b>	<b>2,417,723</b>	<b>56,345,998</b>
<i>Total Liabilities, Deferred Inflows of Resources and Fund Balances</i>	<b>\$83,762,745</b>	<b>\$48,219,021</b>	<b>\$2,484,948</b>	<b>\$134,466,714</b>

See accompanying notes to the basic financial statements

**Cuyahoga County Public Library**  
*Reconciliation of Total Governmental Fund Balances to  
 Net Position of Governmental Activities  
 December 31, 2022*

---



---

<b>Total Governmental Fund Balances</b>	<b>\$56,345,998</b>
---	---------------------

*Amounts reported for governmental activities in the  
 statement of net position are different because*

Capital assets used in governmental activities are not financial resources and therefore are not reported in the funds.	105,336,886
---	-------------

Other long-term assets are not available to pay for current-period expenditures and therefore are reported as unavailable in the funds:

Delinquent Property Taxes	3,805,697
Intergovernmental	11,594,378
Patron Fines and Fees	1,381
Miscellaneous	346

Total	15,401,802
-------	------------

The net pension asset, net pension liability and net OPEB asset are not due and payable in the current period; therefore, the liability and related deferred inflows/outflows are not reported in governmental funds:

Net Pension Asset	465,975
Deferred Outflows - Pension	8,815,204
Deferred Inflows - Pension	(20,963,188)
Net Pension Liability	(16,114,107)
Net OPEB Asset	5,763,475
Deferred Outflows - OPEB	307,421
Deferred Inflows - OPEB	(6,826,214)

Total	(28,551,434)
-------	--------------

In the statement of activities, interest is accrued on outstanding notes, whereas in governmental funds, an interest expenditure is reported when due.	(76,032)
--	----------

Long-term liabilities are not due and payable in the current period and therefore are not reported in the funds:

Library Fund Facilities Notes	(49,106,752)
Compensated Absences	(4,433,779)
Leases	(895,849)
Deferred Charge on Refunding	2,359,714

Total	(52,076,666)
-------	--------------

<i>Net Position of Governmental Activities</i>	<b>\$96,380,554</b>
--	---------------------

See accompanying notes to the basic financial statements

**Cuyahoga County Public Library**  
*Statement of Revenues, Expenditures and Changes in Fund Balances*  
*Governmental Funds*  
*For the Year Ended December 31, 2022*

	General	Capital Improvement	Other Governmental Funds	Total Governmental Funds
<b>Revenues</b>				
Property Taxes	\$58,211,919	\$0	\$0	\$58,211,919
Patron Fines and Fees	903,269	0	0	903,269
Intergovernmental	31,324,141	0	1,350,799	32,674,940
Investment Earnings/Interest	334,410	(35,135)	54,976	354,251
Contributions, Gifts and Donations	150,572	239,399	1,057,534	1,447,505
Lease	19,453	0	0	19,453
Refunds and Reimbursements	244,327	0	17,402	261,729
Miscellaneous	144,081	0	0	144,081
<i>Total Revenues</i>	<u>91,332,172</u>	<u>204,264</u>	<u>2,480,711</u>	<u>94,017,147</u>
<b>Expenditures</b>				
Current:				
Library Services:				
Public Service and Programs	37,399,157	0	2,620,993	40,020,150
Collection Development and Processing	1,872,018	0	0	1,872,018
Support Services:				
Facilities Operations and Maintenance	9,370,367	0	0	9,370,367
Business Administration	17,064,293	0	0	17,064,293
Capital Outlay	1,614,949	4,115,065	77,097	5,807,111
Debt Service:				
Principal Retirement	451,023	0	3,475,000	3,926,023
Interest and Fiscal Charges	45,544	0	1,023,250	1,068,794
<i>Total Expenditures</i>	<u>67,817,351</u>	<u>4,115,065</u>	<u>7,196,340</u>	<u>79,128,756</u>
<i>Excess of Revenues Over (Under) Expenditures</i>	<u>23,514,821</u>	<u>(3,910,801)</u>	<u>(4,715,629)</u>	<u>14,888,391</u>
<b>Other Financing Sources (Uses)</b>				
Sale of Capital Assets	21,313	0	0	21,313
Inception of Lease	120,216	0	0	120,216
Transfers In	33,228	19,031,631	4,788,112	23,852,971
Transfers Out	(23,457,071)	0	(395,900)	(23,852,971)
<i>Total Other Financing Sources (Uses)</i>	<u>(23,282,314)</u>	<u>19,031,631</u>	<u>4,392,212</u>	<u>141,529</u>
<i>Net Change in Fund Balances</i>	232,507	15,120,830	(323,417)	15,029,920
<i>Fund Balances Beginning of Year</i>	<u>5,650,967</u>	<u>32,923,971</u>	<u>2,741,140</u>	<u>41,316,078</u>
<i>Fund Balances End of Year</i>	<u>\$5,883,474</u>	<u>\$48,044,801</u>	<u>\$2,417,723</u>	<u>\$56,345,998</u>

See accompanying notes to the basic financial statements

**Cuyahoga County Public Library**  
*Reconciliation of the Statement of Revenues, Expenditures and Changes  
in Fund Balances of Governmental Funds to the Statement of Activities  
For the Year Ended December 31, 2022*

---



---

**Net Change in Fund Balances - Total Governmental Funds** \$15,029,920

*Amounts reported for governmental activities in the statement of activities are different because*

Governmental funds report capital outlays as expenditures. However, in the statement of activities, the cost of those assets is allocated over their estimated useful lives as depreciation expense. This is the amount by which depreciation exceeded capital outlay in the current period:

Capital Asset Additions	4,711,863	
Depreciation	(6,712,496)	
Total		(2,000,633)

Revenues in the statement of activities that do not provide current financial resources are not reported as revenues in the funds:

Delinquent Property Taxes	(75,093)	
Intergovernmental	14,393	
Contributions, Gifts and Donations	(39,159)	
Patrons Fines and Fees	(619)	
Miscellaneous	322	
Total		(100,156)

Repayment of long-term debt is an expenditure in the governmental funds, but the repayment reduces long-term liabilities in the statement of net position. 3,926,023

Some expenses reported in the statement of activities, do not require the use of current financial resources and therefore are not reported as expenditures in governmental funds:

Accrued Interest on Notes	9,197	
Amortization of Note Premium	154,184	
Amortization of Note Discount	(17,433)	
Amortization of Deferred Charge on Refunding	(38,856)	
Total		107,092

Some expenses, such as compensated absences, do not require the use of current financial resources and therefore are not reported as expenditures in the governmental funds. (75,711)

Other financing sources, such as inception of lease, in the governmental funds increase long-term liabilities in the statement of net position. (120,216)

Contractually required contributions are reported as expenditures in governmental funds: however, the statement of net position reports these amounts as deferred outflows:

Pension	4,120,401	
OPEB	46,671	
Total		4,167,072

Except for amounts reported as deferred inflows/outflows, changes in the net pension/OPEB liability are reported as pension/OPEB expense in the statement of activities:

Pension	4,131,971	
OPEB	6,249,693	
Total		10,381,664

*Change in Net Position of Governmental Activities* \$31,315,055

See accompanying notes to the basic financial statements



**Cuyahoga County Public Library**  
*Statement of Revenues, Expenditures and Changes*  
*in Fund Balance - Budget (Non-GAAP Basis) and Actual*  
*General Fund*  
*For the Year Ended December 31, 2022*

	<u>Budgeted Amounts</u>			Variance with Final Budget Positive (Negative)
	<u>Original</u>	<u>Final</u>	<u>Actual</u>	
<b>Revenues</b>				
Property Taxes	\$58,147,036	\$58,211,926	\$58,211,919	(\$7)
Patron Fines and Fees	525,000	836,395	903,319	66,924
Intergovernmental	27,726,855	31,116,775	31,116,768	(7)
Investment Earnings/Interest	20,050	271,545	332,683	61,138
Contributions, Gifts and Donations	45,000	1,160	150,572	149,412
Rentals	23,110	23,110	21,180	(1,930)
Refunds and Reimbursements	263,370	233,595	233,594	(1)
Miscellaneous	99,520	103,655	144,034	40,379
<i>Total Revenues</i>	<u>86,849,941</u>	<u>90,798,161</u>	<u>91,114,069</u>	<u>315,908</u>
<b>Expenditures</b>				
Current:				
Library Services:				
Public Service and Programs	38,161,664	37,624,776	37,597,438	27,338
Collection Development and Processing	1,905,110	2,109,450	2,109,373	77
Support Services:				
Facilities Operations and Maintenance	10,447,889	10,241,144	10,240,961	183
Business Administration	19,589,052	18,146,726	18,146,292	434
Capital Outlay	7,816,290	2,868,915	2,868,875	40
<i>Total Expenditures</i>	<u>77,920,005</u>	<u>70,991,011</u>	<u>70,962,939</u>	<u>28,072</u>
<i>Excess of Revenues Over (Under) Expenditures</i>	<u>8,929,936</u>	<u>19,807,150</u>	<u>20,151,130</u>	<u>343,980</u>
<b>Other Financing Sources (Uses)</b>				
Sale of Capital Assets	37,000	21,435	21,433	(2)
Advances In	0	0	146,396	146,396
Advances Out	0	(45,545)	(45,541)	4
Transfers In	0	49,345	33,228	(16,117)
Transfers Out	(12,600,000)	(23,483,449)	(23,457,071)	26,378
<i>Total Other Financing Sources (Uses)</i>	<u>(12,563,000)</u>	<u>(23,458,214)</u>	<u>(23,301,555)</u>	<u>156,659</u>
<i>Net Change in Fund Balance</i>	(3,633,064)	(3,651,064)	(3,150,425)	500,639
<i>Fund Balance Beginning of Year</i>	522,741	522,741	522,741	0
Prior Year Encumbrances Appropriated	3,149,864	3,149,864	3,149,864	0
<i>Fund Balance End of Year</i>	<u>\$39,541</u>	<u>\$21,541</u>	<u>\$522,180</u>	<u>\$500,639</u>

See accompanying notes to the basic financial statements

**Cuyahoga County Public Library**  
*Statement of Fiduciary Net Position*  
*Custodial Funds*  
*December 31, 2022*

---

---

<b>Assets</b>	
Equity in Pooled Cash and Cash Equivalents	\$14,546
Cash and Cash Equivalents in Segregated Accounts	<u>970</u>
<i>Total Assets</i>	15,516
<b>Liabilities</b>	
Due to Other Organizations	<u>15,516</u>
<b>Net Position</b>	
Restricted for:	
Individuals and Other Governments	<u><u>\$0</u></u>

See accompanying notes to the basic financial statements

**Cuyahoga County Public Library**  
*Statement of Changes in Fiduciary Net Position*  
*Custodial Funds*  
*For the Year Ended December 31, 2022*

---



---

<b>Additions</b>	
Contributions for Other Organizations	\$1,206
Fundraiser Sales for Other Organizations	<u>190,744</u>
<i>Total Additions</i>	191,950
<b>Deductions</b>	
Distributions to Other Organizations	<u>191,950</u>
<i>Change in Fiduciary Net Position</i>	0
<i>Net Position Beginning of Year</i>	<u>0</u>
<i>Net Position End of Year</i>	<u><u>\$0</u></u>

See accompanying notes to the basic financial statements

**Cuyahoga County Public Library**  
*Notes to the Basic Financial Statements*  
*For the Year Ended December 31, 2022*

---

**Note 1 – Description of the Library and Reporting Entity**

The Cuyahoga County Public Library (the Library) is a body corporate and politic established to exercise the rights and privileges conveyed to it by the constitution and laws of the State of Ohio. The Library has its own Board of Trustees of seven members who are appointed by the Cuyahoga County Executive and the Common Pleas Judges. Appointments are for seven-year terms and members serve without compensation. Under Ohio statutes, the Library is a body politic and corporate capable of suing and being sued, contracting, acquiring, holding, possessing, and disposing of real property, and of exercising such other powers and privileges conferred upon it by law. The Library also determines and operates under its own budget. Control and management of the Library is governed by sections 3375.33 to 3375.39 of the Ohio Revised Code with the administration of the day-to-day operations of the Library being the responsibility of the Chief Executive Officer and financial accountability being solely that of the Chief Operations Officer/Fiscal Officer. The Library provides the community with various educational and literary resources.

Under the provisions of Statement No. 14 of the Governmental Accounting Standards Board (GASB), “The Financial Reporting Entity,” as amended by GASB Statement No. 39, “Determining Whether Certain Organizations Are Component Units” and GASB Statement No. 61, The Financial Reporting Entity: Omnibus,” The Library is considered to be a related organization of the Cuyahoga County.

Component units are legally separate organizations for which the Library is financially accountable. The Library is financially accountable for an organization if the Library appoints a voting majority of the organization's governing board and (1) the Library is able to significantly influence the programs or services performed or provided by the organization; or (2) the Library is legally entitled to or can otherwise access the organization's resources; the Library is legally obligated or has otherwise assumed the responsibility to finance the deficits of, or provide financial support to, the organization; or the Library is obligated for the debt of the organization. The Library is also financially accountable for any organizations for which the Library approves the budget, the issuance of debt or the levying of taxes and there is a potential for the organization to provide specific financial benefits to, or impose specific financial burdens on the Library. Component units also include legally separate, tax-exempt entities whose resources are for the direct benefit of the Library, are accessible to the Library and are significant in amount to the Library.

*Discretely Presented Component Unit* The component unit financial statements identified the financial data of the Library’s component unit, Cuyahoga County Public Library Foundation, which is reported separately to emphasize that it is legally separate from the Library.

*Cuyahoga County Public Library Foundation* The Cuyahoga County Public Library Foundation (the Foundation) is a not-for-profit organization which operates under a Board of Trustees. Since the economic resources received by the Foundation are primarily for the benefit of and are generally accessible to the Library, the Foundation is included as a component unit of the Library. The Foundation is a charitable organization established to receive, hold, invest and administer donations, and to make expenditures to or for the exclusive benefit of the Library. The Foundation is included as a component unit of the Library due to the significance of the equity the Foundation has accumulated on the Library’s behalf. The Library does not appoint any of the members of the Cuyahoga County Public Library Foundation’s governing board or approve the budget or the issuance of debt of the Foundation. Certain disclosures related to the Foundation can be found in Note 23. Separately issued financial statements can be obtained from the Cuyahoga County Public Library, 2111 Snow Road, Parma, Ohio, 44134.

The Foundation uses a non-governmental GAAP reporting model; therefore the Foundation’s statement of financial position and statement of activities are reported on a separate page following the Library’s statement of net position and statement of activities.

**Cuyahoga County Public Library**  
*Notes to the Basic Financial Statements*  
*For the Year Ended December 31, 2022*

---

The Friends of the Cuyahoga County Public Library consist of twenty-five separate not-for-profit organizations each with a self-appointing board. The Library is not financially accountable for any of the organizations, nor does the Library approve the budgets or the issuance of debt of the organizations. Therefore, these organizations have been excluded from the reporting entity of the Library.

The Library participates in the Cooperative Council of Governments, Inc. a jointly governed organization. This organization is presented in Note 18 to the basic financial statements.

The Library's management believes these financial statements present all activities for which the Library is financially accountable.

Information in the following notes to the basic financial statements is applicable to the primary government. Information for the component unit is presented in Note 23.

## **Note 2 - Summary of Significant Accounting Policies**

The financial statements of the Cuyahoga County Public Library have been prepared in conformity with generally accepted accounting principles (GAAP) as applied to local governmental units. The Governmental Accounting Standards Board (GASB) is the accepted standard-setting body for establishing governmental accounting and financial principles. The most significant of the Library's accounting policies are described below.

### ***Basis of Presentation***

The Library's basic financial statements consist of government-wide statements, including a statement of net position and a statement of activities, and fund financial statements, which provide a more detailed level of financial information.

***Government-wide Financial Statements*** The statement of net position and the statement of activities display information about the Library as a whole. These statements include the financial activities of the Library, except for fiduciary funds. The statements distinguish between those activities of the Library that are governmental and those that are considered business-type. However, the Library has only governmental activities; therefore no business-type activities are presented.

The statement of net position presents the financial condition of the governmental activities of the Library at year-end. The statement of activities presents a comparison between direct expenses and program revenues for each program or function of the Library's governmental activities. Direct expenses are those that are specifically associated with a service, program or department and therefore clearly identifiable to a particular function. Program revenues include charges paid by the recipient of the goods or services offered by the program, grants and contributions that are restricted to meeting the operational or capital requirements of a particular program and interest earned on grants that is required to be used to support a particular program. Revenues which are not classified as program revenues are presented as general revenues of the Library, with certain limited exceptions. The comparison of direct expenses with program revenues identifies the extent to which each governmental program is self-financing or draws from the general revenues of the Library.

***Fund Financial Statements*** During the year, the Library segregates transactions related to certain Library functions or activities in separate funds in order to aid financial management and to demonstrate legal compliance. Fund financial statements are designed to present financial information of the Library at this more detailed level. The focus of governmental fund financial statements is on major funds. Each major fund is presented in a separate column. Nonmajor funds are aggregated and presented in a single column. Fiduciary funds are reported by type.

**Cuyahoga County Public Library**  
*Notes to the Basic Financial Statements*  
*For the Year Ended December 31, 2022*

---

***Fund Accounting***

The Library uses funds to maintain its financial records during the year. A fund is defined as a fiscal and accounting entity with a self balancing set of accounts. The Library's funds are classified as either governmental or fiduciary.

***Governmental Funds*** Governmental funds are those through which most governmental functions are financed. Governmental fund reporting focuses on the sources, uses and balances of current financial resources. Expendable assets are assigned to the various governmental funds according to the purposes for which they may or must be used. Current liabilities are assigned to the fund from which they will be paid. The difference between governmental fund assets and deferred outflows of resources and liabilities and deferred inflows of resources is reported as fund balance. The following are the Library's major governmental funds:

***General Fund*** The general fund accounts for and reports all financial resources except those required to be accounted for and reported in another fund. The general fund balance is available to the Library for any purpose provided it is expended or transferred according to the general laws of Ohio.

***Capital Improvement Fund*** The capital improvement fund accounts for and reports debt proceeds that are restricted and transfers that are assigned for the acquisition or construction of major capital facilities.

The other governmental funds of the Library account for grants and other resources whose use is restricted, committed or assigned to a particular purpose.

***Fiduciary Funds*** Fiduciary fund reporting focuses on net position and changes in net position. The fiduciary fund category is split into four classifications: pension trust funds, investment trust funds, private-purpose trust funds and custodial funds. Trust funds are distinguished from custodial funds by the existence of a trust agreement or equivalent arrangement that has certain characteristics. The Library does not have any trust funds. Custodial funds are used to report fiduciary activities that are not required to be reported in a trust fund.

The Library's fiduciary funds are custodial funds. The Library's custodial funds account for amounts collected and distributed from the friends book sales, union candy fundraisers and donations for the United Way and Community Shares Charitable campaigns.

***Measurement Focus***

***Government-wide Financial Statements*** The government-wide financial statements are prepared using a flow of economic resources measurement focus. All assets and deferred outflows of resources and all liabilities and deferred inflows of resources associated with the operation of the Library are included on the Statement of Net Position. The Statement of Activities presents increases (e.g. revenues) and decreases (e.g. expenses) in total net position.

***Fund Financial Statements*** All governmental funds are accounted for using a flow of current financial resources measurement focus. With this measurement focus, only current assets and deferred outflows of resources and current liabilities and deferred inflows of resources generally are included on the balance sheet. The statement of revenues, expenditures and changes in fund balances reports on the sources (i.e., revenues and other financing sources) and uses (i.e., expenditures and other financing uses) of current financial resources. This approach differs from the manner in which the governmental activities of the government-wide financial statements are prepared. Governmental fund financial statements therefore include a reconciliation with brief explanations to better identify the relationship between the government-wide statements and the statements for governmental funds.

**Cuyahoga County Public Library**  
*Notes to the Basic Financial Statements*  
*For the Year Ended December 31, 2022*

---

Like the government-wide statements, all fiduciary funds are accounted for on a flow of economic resources measurement focus. All assets and liabilities associated with the operation of these funds are included on the statement of fiduciary net position. In fiduciary funds, a liability to the beneficiaries of fiduciary activity is recognized when an event has occurred that compels the government to disburse fiduciary resources. Fiduciary fund liabilities other than those to beneficiaries are recognized using the economic resources measurement focus.

Fiduciary funds present a statement of changes in fiduciary net position which reports additions to and deductions from investment trust, private purpose trust funds, and custodial funds, as applicable.

***Basis of Accounting***

Basis of accounting determines when transactions are recorded in the financial records and reported on the financial statements. Government-wide financial statements and the statement presented for fiduciary funds are prepared using the accrual basis of accounting. Governmental funds use the modified accrual basis of accounting. Differences in the accrual and modified accrual basis of accounting arise in the recognition of revenue, in the recording of deferred outflows/inflows of resources, and in the presentation of expenses versus expenditures.

***Revenues - Exchange and Nonexchange Transactions*** Revenue resulting from exchange transactions, in which each party gives and receives essentially equal value, is recorded on the accrual basis when the exchange takes place. On a modified accrual basis, revenue is recorded in the year in which the resources are measurable and become available. Available means that the resources will be collected within the current year or are expected to be collected soon enough thereafter to be used to pay liabilities of the current year. For the Library, available means expected to be received within sixty days of year-end.

Nonexchange transactions, in which the Library receives value without directly giving equal value in return, include property taxes, Public Library Fund payments, grants, entitlements and donations. Revenue from property taxes is recognized in the year for which the taxes are levied (See Note 6). Revenue from Public Library Fund payments, grants, entitlements and donations is recognized in the year in which all eligibility requirements have been satisfied. Eligibility requirements include timing requirements, which specify the year when the resources are required to be used or the year when use is first permitted, matching requirements, in which the Library must provide local resources to be used for a specified purpose, and expenditure requirements, in which the resources are provided to the Library on a reimbursement basis. On the modified accrual basis, revenue from nonexchange transactions must also be available before it can be recognized.

Under the modified accrual basis, the following revenue sources are considered to be both measurable and available at year-end: interest, federal and state grants and subsidies, state-levied locally shared taxes, fees and rentals.

***Deferred Outflows/Inflows of Resources*** In addition to assets, the statements of financial position will sometimes report a separate section for deferred outflows of resources. Deferred outflows of resources represents a consumption of net assets that applies to a future periods and will not be recognized as an outflow of resources (expense/expenditure) until then. For the Library, deferred outflows of resources are reported on the government-wide statement of net position for deferred charges on refunding, pension and OPEB. A deferred charge on refunding results from the difference in the carrying value of refunded debt and its reacquisition price. This amount is deferred and amortized over the shorter of the life of the refunded or refunding debt. The deferred outflows of resources related to pension and OPEB are explained in Notes 12 and 13.

**Cuyahoga County Public Library**  
*Notes to the Basic Financial Statements*  
*For the Year Ended December 31, 2022*

---

In addition to liabilities, the statements of financial position report a separate section for deferred inflows of resources. Deferred inflows of resources represents an acquisition of net assets that applies to a future period and will not be recognized as an inflow of resources (revenue) until that time. For the Library, deferred inflows of resources include property taxes, pension, OPEB, leases and unavailable revenue. Property taxes represent amounts for which there is an enforceable legal claim as of December 31, 2022, but which were levied to finance 2023 operations. These amounts have been recorded as a deferred inflow on both the government-wide statement of net position and the governmental fund financial statements. The deferred inflow for leases is related to leases receivable and is being recognized as lease revenue in a systematic and rational manner over the term of the lease. Unavailable revenue is reported only on the governmental funds balance sheet, and represents receivables which will not be collected within the available period. For the Library, unavailable revenue includes delinquent property taxes, Public Library Fund payments, grants, entitlements, patron fines and fees, and miscellaneous revenue. These amounts are deferred and recognized as an inflow of resources in the period the amounts become available. The details of these unavailable revenues are identified on the Reconciliation of Total Governmental Fund Balances to Net Position of Governmental Activities found on page 21. Deferred inflows of resources related to pension and OPEB are reported on the government-wide statement of net position. (See Notes 12 and 13)

***Expenses/Expenditures*** On the accrual basis of accounting, expenses are recognized at the time they are incurred.

The measurement focus of governmental fund accounting is on decreases in net financial resources (expenditures) rather than expenses. Expenditures are generally recognized in the accounting period in which the related fund liability is incurred, if measurable. Allocations of cost, such as depreciation and amortization, are not recognized in governmental funds.

***Pensions/Other Postemployment Benefits (OPEB)***

For purposes of measuring the net pension/OPEB asset/liability, deferred outflows of resources, and deferred inflows of resources related to pensions/OPEB, and pension/OPEB expense, information about the fiduciary net position of the pension/OPEB plans and additions to/deductions from their fiduciary net position have been determined on the same basis as they are reported by the pension/OPEB plans. For this purpose, benefit payments (including refunds of employee contributions) are recognized when due and payable in accordance with the benefit terms. The pension/OPEB plans report investments at fair value.

***Cash and Cash Equivalents***

To improve cash management, cash received by the Library is pooled. Monies for all funds are maintained in this pool. Individual fund integrity is maintained through the Library's records. Each fund's interest in the pool is presented as "equity in pooled cash and cash equivalents."

The Library has segregated bank accounts for monies held separate from the Library's central bank accounts. These interest bearing depository accounts are presented as "cash and cash equivalents in segregated accounts" since they are not required to be deposited into the Library Treasury.

During 2022, investments were limited to STAR Ohio, commercial paper, First American US Treasury Money Market Mutual Fund, Federated Government Obligation Money Market Mutual Fund, US Treasury Notes, federal home loan mortgage corporation bonds, negotiable certificates of deposit, federal farm credit bank bonds, federal home loan banks bonds, federal national mortgage association bonds and municipal bonds.



**Cuyahoga County Public Library**  
*Notes to the Basic Financial Statements*  
*For the Year Ended December 31, 2022*

---

Except for nonparticipating investment contracts, investments are reported at fair value, which is based on quoted market prices. The fair value of investments related to Library funds declined during 2022 resulting in negative investment earnings of \$35,135 in the capital improvement fund.

The Library's commercial paper is measured at amortized cost as it is a highly liquid debt instrument with a remaining maturity at the time of purchase of less than two hundred seventy days.

STAR Ohio (the State Treasury Asset Reserve of Ohio), is an investment pool managed by the State Treasurer's Office which allows governments within the State to pool their funds for investment purposes. STAR Ohio is not registered with the SEC as an investment company, but has adopted Governmental Accounting Standards Board (GASB), Statement No. 79, *Certain External Investment Pools and Pool Participants*. The Library measures their investment in STAR Ohio at the net asset value (NAV) per share provided by STAR Ohio. The NAV per share is calculated on an amortized cost basis that provides an NAV per share that approximates fair value. The money market funds are also measured at NAV per share.

For 2022, there were no limitations or restrictions on any participant withdrawals due to redemption notice periods, liquidity fees, or redemption gates. However, 24 hours advance notice for deposits and withdrawals of \$100 million or more is encouraged. STAR Ohio reserves the right to limit the transaction to \$250 million per day, requiring the excess amount to be transacted the following business day(s), but only to the \$250 million limit. All accounts of the participant will be combined for these purposes.

Under existing Ohio statutes all investment earnings are assigned to the general fund unless statutorily required to be credited to a specific fund. Investment Earnings/Interest revenue credited to the general fund during 2022 amounted to \$334,410 which includes \$331,301 assigned from other Library funds.

Investments with original maturities of three months or less at the time they are purchased and investments of the cash management pool are presented on the financial statements as cash equivalents.

***Restricted Assets***

Assets are reported as restricted when limitations on their use change in nature or normal understanding of the availability of the asset. Such constraints are either externally imposed by creditors, contributors, grantors, or laws of other governments or imposed by law through constitutional provisions. Restricted assets in the general fund represent money set aside for unclaimed monies.

***Prepaid Items***

Payments made to vendors for services that will benefit periods beyond December 31, 2022, are recorded as prepaid items using the consumption method by recording a current asset for the prepaid amount at the time of the purchase and reflecting the expenditure/expense in the year in which the services are consumed.

***Capital Assets***

All capital assets of the Library are general capital assets. General capital assets are capital assets which are associated with and generally arise from governmental activities. They generally result from expenditures in the governmental funds. General capital assets are reported in the governmental activities column of the government-wide statement of net position but are not reported in the fund financial statements.

All capital assets (except for intangible right to use lease assets which are discussed below) are capitalized at cost (or estimated historical cost) and updated for additions and retirements during the year. The Library was able to estimate the historical cost for the initial reporting of assets by backtrending (i.e., estimating the current

**Cuyahoga County Public Library**  
*Notes to the Basic Financial Statements*  
For the Year Ended December 31, 2022

---

replacement cost of the asset to be capitalized and using an appropriate price-level index to deflate the cost to the acquisition year or estimated acquisition year). Donated capital assets are recorded at their acquisition values as of the date received. The Library maintains a capitalization threshold of five thousand dollars with the exception of land as land is listed regardless of cost. The Library does not possess any infrastructure. Improvements are capitalized; the costs of normal maintenance and repairs that do not add to the value of the asset or materially extend an asset's life are not.

All capital assets are depreciated except for land and construction in progress. Improvements are depreciated over the remaining useful lives of the related capital assets. Depreciation is computed using the straight-line method over the following useful lives:

Description	Governmental Activities Estimated Lives
Land Improvements	15-30 Years
Buildings and Building Improvements	15-40 Years
Furniture, Fixtures and Equipment	5-15 Years
Vehicles	8 years
Software	5-15 Years

The City is reporting intangible right to use assets related to leased equipment. The lease asset is initially measured as the initial amount of the lease liability, adjusted for lease payments made at or before the lease commencement date, plus certain initial direct costs. Subsequently, these intangible assets are being amortized in a systematic and rational manner over the shorter of the lease term or the useful life of the underlying asset.

***Interfund Balances***

On fund financial statements, receivables and payables resulting from short-term interfund loans are classified as “interfund receivables/payables.” These amounts are eliminated in the governmental activity column of the statement of net position.

***Compensated Absences***

Vacation benefits are accrued as a liability as the benefits are earned if the employees' rights to receive compensation are attributable to services already rendered and it is probable that the Library will compensate the employees for the benefits through paid time off or some other means. The Library records a liability for all accumulated unused vacation time when earned for all employees.

Sick leave benefits are accrued as a liability using the vesting method. The liability includes amounts accumulated by those employees who are currently eligible to receive termination benefits and those the Library has identified as probable of receiving payment in the future. The amount is based on accumulated sick leave and employees' wage rates at year end, taking into consideration any limits specified in the Library's termination policy. The Library records a liability for accumulated unused sick leave for employees after ten years of service with the Library.

The entire compensated absences liability is reported on the government-wide financial statements.

On the governmental fund financial statements, compensated absences are recognized as liabilities and expenditures to the extent payments come due each period upon the occurrence of employee resignations and retirements. These amounts are recorded in the account “matured compensated absences payable” in the fund(s) from which the employees who have resigned or retired will be paid.

**Cuyahoga County Public Library**  
*Notes to the Basic Financial Statements*  
*For the Year Ended December 31, 2022*

---

***Accrued Liabilities and Long-Term Obligations***

All payables, accrued liabilities and long-term obligations are reported in the government-wide financial statements. In general, governmental fund payables and accrued liabilities that, once incurred, are paid in a timely manner and in full from current financial resources, are reported as obligations of the funds. However, claims and judgements, and compensated absences that will be paid from governmental funds are reported as a liability in the fund financial statements only to the extent that they are due for payment during the current year. Net pension/OPEB liability should be recognized in the governmental funds to the extent that benefit payments are due and payable and the pension/OPEB plan's fiduciary net position is not sufficient for payment of those benefits. Leases and long-term notes are recognized as a liability on the governmental fund financial statements when due.

***Fund Balance***

Fund balance is divided into five classifications based primarily on the extent to which the Library is bound to observe constraints imposed upon the use of the resources in the governmental funds. The classifications are as follows:

**Nonspendable:** The nonspendable fund balance category includes amounts that cannot be spent because they are not in spendable form, or legally or contractually required to be maintained intact. The "not in spendable form" criterion includes items that are not expected to be converted to cash.

**Restricted:** Fund balance is reported as restricted when constraints placed on the use of resources are either externally imposed by creditors (such as through debt covenants), grantors, contributors, or laws or regulations of other governments or imposed by law through constitutional provisions.

**Committed:** The committed fund balance classification includes amounts that can be used only for the specific purposes imposed by a formal action (resolution) of the Library Board. Those committed amounts cannot be used for any other purpose unless the Library Board removes or changes the specified use by taking the same type of action (resolution) it employed to previously commit those amounts. Committed fund balance also incorporates contractual obligations to the extent that existing resources in the fund have been specifically committed for use in satisfying those contractual requirements.

**Assigned:** Amounts in the assigned fund balance classification are intended to be used by the Library for specific purposes but do not meet the criteria to be classified as restricted or committed. In governmental funds other than the general fund, assigned fund balance represents the remaining amount that is not restricted or committed. These amounts are assigned by the Library Board. In the general fund, assigned amounts represent intended uses established by the Library Board or a Library official delegated that authority by resolution or by State statute. State statute authorizes the fiscal officer to assign fund balance for purchases on order provided such amounts have been lawfully appropriated.

**Unassigned:** Unassigned fund balance is the residual classification for the general fund and includes all spendable amounts not contained in the other classifications. In other governmental funds, the unassigned classification is used only to report a deficit balance.

The Library applies restricted resources first when expenditures are incurred for purposes for which either restricted or unrestricted (committed, assigned and unassigned) amounts are available. Similarly, within unrestricted fund balance, committed amounts are reduced first followed by assigned, and then unassigned amounts when expenditures are incurred for purposes for which amounts in any of the unrestricted fund balance classifications could be used.

**Cuyahoga County Public Library**  
*Notes to the Basic Financial Statements*  
*For the Year Ended December 31, 2022*

---

***Net Position***

Net position represents the difference between all other elements in a statement of financial position. Net investment in capital assets consists of capital assets, net of accumulated depreciation, reduced by the outstanding balances of any borrowing used for the acquisition, construction or improvement of those assets. Net position is reported as restricted when there are limitations imposed on their use either through constitutional provisions or through external restrictions imposed by creditors, grantors or laws or regulations of other governments. Net position restricted for other purposes include MyCom neighborhood program, WVH Garden, family engagement, food and culinary literacy, the digital literacy program, summer camps and unclaimed monies. The Library applies restricted resources first when an expense is incurred for purposes for which both restricted and unrestricted net position are available. Restricted Net Position for Pension plans represent the corresponding restricted asset amounts after considering the related outflows and deferred inflows.

***Note Premiums and Discounts***

On the government-wide financial statements, note premiums and discounts are deferred and amortized over the term of the notes using the straight line method. The straight-line method of amortization is not materially different from the effective-interest method. Note premiums are presented as an increase of the face amount of the general obligation notes payable. On the fund financial statements, note premiums are received as other financing source in the year the notes are issued. On the government-wide financial statements, note discounts are presented as a decrease of the face amount of the general obligation notes payable. On the fund financial statements, note discounts are expended as other financing use in the year the notes are issued. Under Ohio law, premiums on the original issuance of debt are to be deposited to the debt service fund to be used for debt retirement and are precluded from being applied to the project fund. Ohio law does allow premiums on refunding debt to be used as part of the payment to the bond escrow account.

***Internal Activity***

Transfers between governmental activities are eliminated on the government-wide financial statements. Internal events that are allocations of overhead expenses from one function to another or within the same function are eliminated on the Statement of Activities. Interfund payments for services provided and used are not eliminated.

Exchange transactions between funds are reported as revenues in the seller funds and as expenditures/expenses in the purchaser funds. Flows of cash or goods from one fund to another without a requirement for repayment are reported as interfund transfers. Interfund transfers are reported as other financing sources/uses in governmental funds. Repayments from funds responsible for particular expenditures/expenses to the funds that initially paid for them are not presented on the financial statements.

***Estimates***

The preparation of the financial statements in conformity with generally accepted accounting principles requires management to make estimates and assumptions that affect the amounts reported in the financial statements and accompanying notes. Actual results may differ from those estimates.

***Leases***

The Library serves as both lessee and lessor in various noncancellable leases which are accounted for as follows:

**Cuyahoga County Public Library**  
*Notes to the Basic Financial Statements*  
*For the Year Ended December 31, 2022*

---

**Lessee** At the commencement of a lease, the Library initially measures the lease liability at the present value of payments expected to be made during the lease term. Subsequently, the lease liability is reduced by the principal portion of lease payments made. The lease asset is initially measured as the initial amount of the lease liability, adjusted for lease payments made at or before the lease commencement date, plus certain initial direct costs. Subsequently, the lease asset is amortized on a straight-line basis over its useful life. Lease assets are reported with other capital assets and lease liabilities are reported with long-term debt on the statement of net position.

**Lessor** At the commencement of a lease, the Library initially measures the lease receivable at the present value of payments expected to be received during the lease term. Subsequently, the lease receivable is reduced by the principal portion of lease payments received. The deferred inflow of resources is initially measured as the initial amount of the lease receivable, adjusted for lease payments received at or before the lease commencement date. Subsequently, the deferred inflow of resources is recognized as revenue over the life of the lease term.

***Deferred Charge on Refunding***

On the government-wide financial statements, the difference between the reacquisition price (funds required to refund the old debt) and the net carrying amount of the old debt, the loss on refunding, is being amortized as a component of interest expense. This deferred amount is amortized over the life of the old or new debt, whichever is shorter, using the straight-line method and is presented as deferred outflows of resources on the statement of net position.

***Budgetary Process***

All funds, except custodial funds, are legally required to be budgeted and appropriated. The budgetary process is prescribed by provisions of the Ohio Administrative Code and entails the preparation of budgetary documents within an established timetable. The major documents prepared are the tax budget, the certificate of estimated resources, and the appropriation resolution, all of which are prepared on the budgetary basis of accounting. The tax budget demonstrates a need for existing or increased tax rates.

The certificate of estimated resources establishes a limit on the amount the Board of Trustees may appropriate. The appropriations resolution is the Board of Trustees' authorization to spend resources and sets annual limits on expenditures plus encumbrances at the level of control selected by the Board of Trustees. The legal level of control has been established by the Board of Trustees at the fund level. Any budgetary modifications at this level may only be made by resolution of the Board of Trustees. The Chief Operations Officer/Fiscal Officer has been given authority to allocate Board appropriations to the function and object levels within each fund.

The certificate of estimated resources may be amended during the year if projected increases or decreases in revenue are identified by the Chief Operations Officer /Fiscal Officer. The amounts reported as the original and final budgeted amounts on the budgetary statements reflect the amounts in the original and final amended certificate in effect at the time original and final appropriations were passed.

The appropriation resolution is subject to amendment throughout the year with the restriction that appropriations cannot exceed estimated resources. The amounts reported as the original budgeted amounts reflect the first appropriation resolution for that fund that covered the entire year, including amounts automatically carried forward from prior years. The amounts reported as the final budgeted amounts represent the final appropriation amounts passed by the Board of Trustees during the year.

**Cuyahoga County Public Library**  
*Notes to the Basic Financial Statements*  
*For the Year Ended December 31, 2022*

**Note 3 – Fund Balances**

Fund balance is classified as nonspendable, restricted, committed, assigned and/or unassigned based primarily on the extent to which the Library is bound to observe constraints imposed upon the use of the resources in the governmental funds. The constraints placed on fund balance for the major governmental fund and all other governmental funds are presented below:

Fund Balances	General	Capital Improvement	Other Governmental Funds	Total
<u>Nonspendable:</u>				
Prepays	\$1,090,889	\$1,913	\$12,779	\$1,105,581
Unclaimed Monies	10,687	0	0	10,687
Loans	159,105	0	0	159,105
Gates Mills Children's Activities	0	0	4,919	4,919
<i>Total Nonspendable</i>	<u>1,260,681</u>	<u>1,913</u>	<u>17,698</u>	<u>1,280,292</u>
<u>Restricted for:</u>				
Debt Service	0	0	30,870	30,870
Library Programs and Services	0	0	2,406,882	2,406,882
Gates Mills Children's Activities	0	0	837	837
<i>Total Restricted</i>	<u>0</u>	<u>0</u>	<u>2,438,589</u>	<u>2,438,589</u>
<u>Committed to:</u>				
Library Programs and Services	728,536	0	0	728,536
Library Materials	148,194	0	0	148,194
Capital Improvements and Repair	1,228,395	0	0	1,228,395
<i>Total Committed</i>	<u>2,105,125</u>	<u>0</u>	<u>0</u>	<u>2,105,125</u>
<u>Assigned to:</u>				
Capital Improvements and Repair	0	48,042,888	0	48,042,888
Purchases on Order				
Purchased Services	417,490	0	0	417,490
Material and Supplies	47,381	0	0	47,381
Capital Outlay	51,266	0	0	51,266
<i>Total Assigned</i>	<u>516,137</u>	<u>48,042,888</u>	<u>0</u>	<u>48,559,025</u>
Unassigned (Deficit)	<u>2,001,531</u>	<u>0</u>	<u>(38,564)</u>	<u>1,962,967</u>
<b>Total Fund Balances</b>	<u><u>\$5,883,474</u></u>	<u><u>\$48,044,801</u></u>	<u><u>\$2,417,723</u></u>	<u><u>\$56,345,998</u></u>

**Note 4 - Budgetary Basis of Accounting**

While the Library is reporting financial position, results of operations and changes in fund balance on the basis of generally accepted accounting principles (GAAP), the budgetary basis as provided by law is based upon accounting for certain transactions on a basis of cash receipts, disbursements, and encumbrances. The Statement of Revenues, Expenditures, and Changes in Fund Balance - Budget (Non-GAAP Basis) and Actual presented for the general fund is presented on the budgetary basis to provide a meaningful comparison of actual results with the budget. The major differences between the budget basis and the GAAP basis (generally accepted accounting principles) are:

- a) Revenues are recorded when received in cash (budget) as opposed to when susceptible to accrual (GAAP).

**Cuyahoga County Public Library**  
*Notes to the Basic Financial Statements*  
*For the Year Ended December 31, 2022*

- b) Expenditures are recorded when paid in cash (budget) as opposed to when the liability is incurred (GAAP).
- c) Encumbrances are treated as expenditures for all funds (budget) rather than restricted, committed or assigned fund balance (GAAP).
- d) Advances In and Advances Out are operating transactions (budget) as opposed to balance sheet transactions (GAAP).

The following table summarizes the adjustments necessary to reconcile the GAAP basis statement to the budgetary basis statement for the general fund.

Net Change in Fund Balance	
GAAP Basis	\$232,507
Net Adjustment for Revenue Accruals	(217,983)
Net Adjustment for Expenditure Accruals	(157,651)
Advance In	146,396
Advance Out	(45,541)
Encumbrances	<u>(3,108,153)</u>
Budget Basis	<u><u>(\$3,150,425)</u></u>

**Note 5 - Deposits and Investments**

State statutes classify monies held by the Library into three categories.

Active deposits are public deposits necessary to meet current demands on the treasury. Such monies must be maintained either as cash in the Library treasury, in commercial accounts payable or withdrawable on demand, including negotiable order of withdrawal (NOW) accounts, or in money market deposit accounts.

Inactive deposits are public deposits that the Board of Library Trustees has identified as not required for use within the current five-year period of designation of depositories. Inactive deposits must either be evidenced by certificates of deposit maturing not later than the end of the current period of designation of depositories, or by savings or deposit accounts including, but not limited to, passbook accounts.

Interim deposits are deposits of interim monies. Interim monies are those monies which are not needed for immediate use but which will be needed before the end of the current period of designation of depositories. A list of permissible investments for interim deposits follows.

Interim monies may be deposited or invested in the following securities:

1. United States Treasury Notes, Bills, Bonds, or any other obligation or security issued by the United States Treasury or any other obligation guaranteed as to principal and interest by the United States;
2. Bonds, notes, debentures, or any other obligations or securities issued by any federal government agency or instrumentality, including, but not limited to, the Federal National Mortgage Association, Federal Home Loan Bank, Federal Farm Credit Bank, Federal Home Loan Mortgage Corporation, and Government National Mortgage Association. All federal agency securities shall be direct issuances of federal government agencies or instrumentalities;
3. Written repurchase agreements in the securities listed above provided that the fair value of the securities subject to the repurchase agreement exceeds the principal value of the agreement by at

**Cuyahoga County Public Library**  
*Notes to the Basic Financial Statements*  
*For the Year Ended December 31, 2022*

---

least two percent and be marked to market daily, and that the term of the agreement must not exceed thirty days;

4. Interim deposits in the eligible institutions applying for interim monies to be evidenced by time certificates of deposit or by savings or deposit accounts, including, but not limited to, passbook accounts;
5. Bonds and other obligations of the State of Ohio, or political subdivisions of Ohio, provided that, with respect to bonds or other obligations of political subdivisions, (a) the bonds or other obligations are payable from general revenues of the political subdivision and backed by the full faith and credit of the political subdivision, (b) the bonds or other obligations are rated at the time of purchase in the three highest classifications established by at least one nationally recognized standard rating service and purchased through a registered securities broker or dealer, (c) the aggregate value of the bonds or other obligations does not exceed twenty percent of interim monies available for investment at the time of purchase, and (d) the Library is not the sole purchaser of the bonds or other obligations at original issuance;
6. No-load money market mutual funds consisting exclusively of obligations described in division (1) or (2) of this section and repurchase agreements secured by such obligations, provided that investments in securities described in this division are made only through eligible institutions;
7. The State Treasurer's investment pool (STAR Ohio) and any other investment alternative offered to political subdivisions by the Treasurer of State;
8. Up to forty percent of interim monies available for investment in either commercial paper notes or bankers acceptances. Investment in commercial paper notes is limited to notes issued by an entity that is defined in section 1705.01(D) of the Ohio Revised Code and that has assets exceeding five hundred million dollars, and (a) the notes are rated at the time of purchase in the highest classification established by at least two nationally recognized standard rating services, (b) the aggregate value of the notes does not exceed ten percent of the aggregate value of the outstanding commercial paper of the issuing corporation, (c) the notes mature not later than two hundred seventy days after purchase, and (d) the investment in commercial paper notes of a single issuer shall not exceed in the aggregate five percent of interim monies available for investment at the time of purchase. Investment in bankers acceptances is limited to acceptances of banks that are insured by the FDIC and that mature not later than one hundred eighty days after purchase; and,
9. Under limited circumstances, debt interests rated in either of the two highest rating classifications by at least two nationally recognized rating agencies.

Investments in stripped principal or interest obligations, reverse repurchase agreements and derivatives are prohibited. The issuance of taxable notes for the purpose of arbitrage, the use of leverage and short selling are also prohibited. An investment must mature within five years from the date of purchase unless matched to a specific obligation or debt of the Library, and must be purchased with the expectation that it will be held to maturity.

Investments may only be made through specified dealers and institutions. Payment for investments may be made only upon delivery of the securities representing the investments to the Chief Operations Officer/Fiscal Officer or, if the securities are not represented by certificate, upon receipt of confirmation of transfer from the custodian.



**Cuyahoga County Public Library**  
*Notes to the Basic Financial Statements*  
*For the Year Ended December 31, 2022*

**Deposits**

**Custodial credit risk** for deposits is the risk that in the event of bank failure, the Library will not be able to recover deposits or collateral securities that are in the possession of an outside party. At December 31, 2022, \$3,382,737 of the Library's total bank balance of \$8,750,546 was exposed to custodial credit risk because those deposits were uninsured and uncollateralized. The Library's financial institutions participate in the Ohio Pooled Collateral System (OPCS) and three of the financial institutions were approved for a reduced collateral floors of 50 to 60 percent resulting in the uninsured and uncollateralized balance.

The Library has no deposit policy for custodial risk beyond the requirements of State Statute. Ohio Law requires that deposits be either insured or be protected by:

Eligible securities pledged to the Library and deposited with a qualified trustee by the financial institution as security for repayment whose market value at all times shall be at least 105 percent of the deposits being secured; or

Participation in the Ohio Pooled Collateral System (OPCS), a collateral pool of eligible securities deposited with a qualified trustee and pledged to the Treasurer of State to secure the repayment of all public monies deposited in the financial institution. OPCS requires the total market value of the securities pledged to be 102 percent of the deposits being secured or a rate set by the Treasurer of State.

**Investments**

As of December 31, 2022, the Library had the following investments:

Measurement/Investment	Measurement Amount	Maturity	Moody's Rating	Percent of Total Investments
Net Asset Value Per Share				
STAR Ohio	\$21,584,709	Average of 31.9 Days	N/A	46.94%
First American U.S. Treasury Money Market Mutual Fund	16,457	Less than one year	Aaa-mf	N/A
Federated Government Obligation Money Market Mutual Fund	12,904	Less than one year	Aaa-mf	N/A
Total Net Asset Value Per Share	<u>21,614,070</u>			
Amortized Cost				
Commercial Paper	13,501,999	Less than one year	P-1	29.35%
Fair Value - Level Two Inputs				
US Treasury Notes	1,077,889	Less than two years	Aaa	N/A
Federal Home Loan Mortgage Corporation Bonds	1,057,323	Less than five years	Aaa	N/A
Negotiable Certificates of Deposit	1,786,044	Less than three years	N/A	N/A
Federal Farm Credit Bank Bonds	1,904,298	Less than four years	Aaa	N/A
Federal Home Loan Bank Bonds	4,214,999	Less than four years	Aaa	9.17%
Federal National Mortgage Association Bond	344,162	Less than one year	Aaa	N/A
Municipal Bond - Columbus, Ohio	481,085	Less than three years	Aaa	N/A
Total Fair Value - Level Two Inputs	<u>10,865,800</u>			
Total Investments	<u>\$45,981,869</u>			

**Cuyahoga County Public Library**  
*Notes to the Basic Financial Statements*  
*For the Year Ended December 31, 2022*

---

The Library categorizes its fair value measurements within the fair value hierarchy established by generally accepted accounting principles. The hierarchy is based on the valuation inputs used to measure the fair value of the asset. Level 1 inputs are quoted prices in active markets for identical assets. Level 2 inputs are significant other observable inputs; Level 3 inputs are significant unobservable inputs. The above chart identifies the Library's recurring fair value measurements as of December 31, 2022. The Library's remaining investments measured at fair value are valued using methodologies that incorporate market inputs such as benchmark yields, reported trades, broker/dealer quotes, issuer spreads, two-sided markets, benchmark securities, bids, offers and reference data including market research publications. Market indicators and industry and economic events are also monitored, which could require the need to acquire further market data. (Level 2 inputs).

**Interest Rate Risk** Interest rate risk arises because potential purchasers of debt securities will not agree to pay face value for those securities if interest rates subsequently increase. The Library does not have an investment policy beyond the requirements of State Statute. Ohio Law addresses interest rate risk by requiring that the Library's investment portfolio be structured so that securities mature to meet cash requirements for ongoing operations and/or long-term debt payments, thereby avoiding the need to sell securities on the open market prior to maturity.

**Custodial Credit Risk** For an investment, custodial credit risk is the risk that, in the event of the failure of the counterparty, the Library will not be able to recover the value of its investments or collateral securities that are in the possession of an outside party. The Library has no investment policy dealing with investment custodial risk beyond the requirement in State Statute that prohibits payment for investments prior to the delivery of the securities representing such investments to the Chief Operations Officer/Fiscal Officer or qualified trustee.

**Credit Risk** The Moody's ratings of the Library's investments are listed in the table above. STAR Ohio and the Money Market Mutual Funds carry a rating of AAAM by Standard & Poor's. Ohio law requires that STAR Ohio maintain the highest rating provided by at least one nationally recognized standard rating service. The Library has no investment policy that addresses credit risk.

**Concentration of Credit Risk** The Library places no limit on the amount it may invest in any one issuer.

## **Note 6 - Property Taxes**

Property taxes include amounts levied against all real and public utility property located in the 47 communities serviced within Cuyahoga County. Property tax revenue received during 2022 for real and public utility property taxes represents collections of 2021 taxes.

2022 real property taxes were levied after October 1, 2022, on the assessed value as of January 1, 2022, the lien date. Assessed values are established by State law at 35 percent of appraised market value. 2022 real property taxes are collected in and intended to finance 2023.

Real property taxes are payable annually or semi-annually. If paid annually, payment is due December 31; if paid semi-annually, the first payment is due December 31, with the remainder payable by June 20. Under certain circumstances, State statute permits later payment dates to be established.

Public utility tangible personal property currently is assessed at varying percentages of true value; public utility real property is assessed at 35 percent of true value. 2022 public utility property taxes which became a lien December 31, 2021, are levied after October 1, 2022, and are collected in 2023 with real property taxes.

**Cuyahoga County Public Library**  
*Notes to the Basic Financial Statements*  
*For the Year Ended December 31, 2022*

The full tax rate for all Library operations for the year ended December 31, 2022, was \$3.50 per \$1,000 of assessed value. The assessed values of real property and public utility tangible property upon which 2022 property tax receipts were based are as follows:

Category	Assessed Values
Real Estate	
Residential/Agricultural	\$15,745,226,270
Other Real Estate	5,086,491,250
Tangible Personal Property	
Public Utility	763,696,500
Total	\$21,595,414,020

The County Fiscal Officer collects property taxes on behalf of all taxing districts in the county, including the Library. The County Fiscal Officer periodically remits to the Library its portion of the taxes collected. Property taxes receivable represents real and public utility property taxes and outstanding delinquencies which were measurable as of December 31, 2022, and for which there was an enforceable legal claim. In the governmental funds, the portion of the receivable not levied to finance 2022 operations is offset to deferred inflows of resources – property taxes. On the accrual basis, collectible delinquent property taxes have been recorded as a receivable and revenue while on the modified accrual basis the revenue has been reported as deferred inflows of resources – unavailable revenue.

***Tax Abatements***

For 2022, the Library’s property taxes were reduced by \$330,614 under various tax abatement agreements entered into by the following subdivisions:

City of Strongsville	\$65,821
Village of Glenwillow	58,532
Village of North Randall	57,734
City of Cuyahoga Heights	17,407
City of Garfield Heights	15,983
Village of Oakwood	15,303
City of Brook Park	13,546
City of Brooklyn	12,305
City of Mayfield Heights	9,608
City of Bedford Heights	9,153
City of Bedford	8,945
Village of Highland Hills	7,691
City of Berea	6,946
City of Parma	6,746
City of North Olmsted	5,986
City of Warrensville Heights	3,335
City of Middleburg Heights	3,185
City of Richmond Heights	3,042
Village of Brooklyn Heights	2,669
City of North Royalton	1,877

**Cuyahoga County Public Library**  
*Notes to the Basic Financial Statements*  
For the Year Ended December 31, 2022

Village of Walton Hills	\$1,277
City of Highland Heights	1,055
City of Fairview Park	824
City of South Euclid	725
City of Beachwood	697
City of Lyndhurst	222

**Note 7 - Receivables**

Receivables at December 31, 2022, consisted of property taxes, accounts, interfund, accrued interest, intergovernmental and leases. All receivables are considered collectible in full due to the ability to foreclose for the nonpayment of taxes, the stable condition of State programs, and the current fiscal year guarantee of federal funds. All receivables except property taxes, leases and the City of Brook Park loans receivable are expected to be received within one year. Property taxes, although ultimately collectible, include some portion of delinquencies that will not be collected within one year.

A summary of the principal items of intergovernmental receivables follows:

Intergovernmental Receivables	Amounts
Public Library Fund	\$13,856,671
Homestead and Rollback	2,373,902
Aspire Federal Grant	152,344
Integrated English Literacy and Civics Education	21,990
Supplemental Nutrition Assistance Program	5,277
Ohio Bureau of Workers' Compensation	823
Total	\$16,411,007

***Loans Receivable***

The Library signed a Memo Of Understanding with the City of Brook Park to jointly repair the parking lot, entrances and Memorial Drive at the Brook Park Branch. The City of Brook Park is the owner of the parcel of land the Library is located as well as the adjacent parking lot which is leased to the Library. The Library and City of Brook Park agree that the Library shall pay the entire sum of \$229,137 for repairs and the City of Brook Park shall repay the Library the sum of \$167,270 over a period of ten years at zero percent interest beginning June 1, 2023. As of December 31, 2022, the outstanding balance was \$167,270. Loans receivable expected to be collected in more than one year amount to \$150,543 in the general fund.

***Leases Receivable***

The Library is reporting leases receivable of \$50,154 in the general fund at December 31, 2022. These amounts represent the discounted future lease payments. This discount is being amortized using the interest method. For 2022, the Library recognized lease revenue of \$19,453 and interest revenue of \$1,728 in the general fund related to lease payments received. A description of the Library's lease arrangement is as follows:

*Day Care Lease* – The Library has entered into a lease agreement with The Centers for Families and Children at the Maple Heights Branch of the Library. The Lease Commencement date was in 2017 and the Lease Ending Date is in 2025. The Library receives lease payments monthly in the general fund.

**Cuyahoga County Public Library**  
*Notes to the Basic Financial Statements*  
*For the Year Ended December 31, 2022*

A summary of future lease revenue is as follows:

Year	General	
	Principal	Interest
2023	\$21,860	\$1,246
2024	22,547	559
2025	5,747	30
	\$50,154	\$1,835

**Note 8 - Risk Management**

The Library is exposed to various risks of loss related to torts; theft of, damage to, and destruction of assets; errors and omissions; injuries to employees; and natural disasters. During 2022, the Library contracted with several companies for various types of insurance coverage as follows:

Company	Type of Coverage	Deductible	Coverage
Cincinnati Insurance Company	General Liability	N/A	\$2,000,000
	Automobile Liability	\$1,000	1,000,000
	Uninsured/Underinsured Motorist	N/A	1,000,000
	Umbrella Liability	N/A	20,000,000
	Employee Benefits Liability	1,000	1,000,000
	Public Official Liability	N/A	10,000,000
	Cyber Risk	10,000	3,000,000
Travelers Insurance Company	Crime	1,000	1,000,000
The Hartford	Commercial Property	25,000	355,226,707
	Flood*	25,000/50,000	10,000,000
	Flood - Gates Mills Branch only	100,000	1,000,000
	Earthquake	50,000	10,000,000

\*The deductible for Flood coverage depends on the location.

In addition to the above, Operations Director/Fiscal Officer and the Asst. Operations Director/Deputy Finance Officer are bonded for \$1,000,000. Settled claims have not exceeded coverage in any of the last three years and there was no significant reduction in coverage from the prior year.

The Library pays the State Workers' Compensation System a premium based on a rate per \$100 of salaries. This rate is calculated based on accident history and administrative costs. The System administers and pays all claims.

The Library provides health insurance to employees through a private carrier. Dental coverage is also provided. The Library's liability for health care is limited to the premiums paid.

**Note 9 - Contingencies**

**Grants**

The Library receives financial assistance from federal and state agencies in the form of grants. The disbursement of funds received under these programs generally requires compliance with terms and conditions

**Cuyahoga County Public Library**  
*Notes to the Basic Financial Statements*  
For the Year Ended December 31, 2022

specified in the grant agreements and are subject to audit by the grantor agencies. Any disallowed claims resulting from such audits could become a liability of the general fund or any other applicable funds. However, in the opinion of management, any such disallowed claims will not have a material adverse effect on the overall financial position of the Library.

***Litigation***

The Library is a party to legal proceedings seeking damages. The Library management is of opinion that ultimate disposition of these claims and legal proceeding will not have a material effect, if any, on the financial condition of the Library

**Note 10 - Capital Assets**

Capital asset activity for the year ended December 31, 2022, was as follows:

	Balance 12/31/21	Additions	Deletions	Balance 12/31/22
<b>Governmental Activities:</b>				
<i>Nondepreciable Capital Assets</i>				
Land	\$6,739,960	\$0	\$0	\$6,739,960
Construction in progress	8,425,335	3,876,395	(11,335,262)	966,468
<i>Total Nondepreciable Capital Assets</i>	<u>15,165,295</u>	<u>3,876,395</u>	<u>(11,335,262)</u>	<u>7,706,428</u>
<i>Depreciable Capital Assets</i>				
Land Improvements	6,521,193	0	0	6,521,193
Buildings and Building Improvements	134,323,326	10,998,312	(117,989)	145,203,649
Furniture, Fixtures and Equipment	8,105,337	381,134	0	8,486,471
Vehicles	1,202,882	90,877	(39,102)	1,254,657
Software	4,393,633	580,191	0	4,973,824
Intangible Right to Use Lease - Equipment**	1,226,656	120,216	0	1,346,872
<i>Total Depreciable Capital Assets</i>	<u>155,773,027</u>	<u>12,170,730</u>	<u>(157,091)</u>	<u>167,786,666</u>
<i>Less Accumulated Depreciation/Amortization</i>				
Land Improvements	(4,511,844)	(261,165)	0	(4,773,009)
Buildings and Building Improvements	(48,759,491)	(5,266,536)	117,989	(53,908,038)
Furniture, Fixtures and Equipment	(5,754,596)	(506,431)	0	(6,261,027)
Vehicles	(666,525)	(114,592)	39,102	(742,015)
Software	(3,908,347)	(171,438)	0	(4,079,785)
Intangible Right to Use Lease - Equipment**	0	(392,334)	0	(392,334)
<i>Total Accumulated Depreciation/Amortization</i>	<u>(63,600,803)</u>	<u>(6,712,496) *</u>	<u>157,091</u>	<u>(70,156,208)</u>
<i>Total Depreciable Capital Assets, Net</i>	<u>92,172,224</u>	<u>5,458,234</u>	<u>0</u>	<u>97,630,458</u>
<i>Total Governmental Capital Assets, net</i>	<u>\$107,337,519</u>	<u>\$9,334,629</u>	<u>(\$11,335,262)</u>	<u>\$105,336,886</u>

**Cuyahoga County Public Library**  
*Notes to the Basic Financial Statements*  
For the Year Ended December 31, 2022

\* Depreciation/amortization expense was charged to governmental activities as follows:

Library Services:	
Public Service and Programs	\$4,734,313
Collection Development and Processing	336
Support Services:	
Facilities Operation and Maintenance	1,240,180
Business Administration	<u>737,667</u>
Total	<u><u>\$6,712,496</u></u>

\*\* Of the current year depreciation/amortization total of \$6,712,496, \$15,942 is presented as Facilities Operations and Maintenance and \$376,392 as Business Administration expense on the Statement of Activities related to the Library’s intangible asset of equipment, which is included as an Intangible Right to Use Lease. With the implementation of Governmental Accounting Standards Board Statement No. 87, *Leases*, a lease meeting the criteria of this statement requires the lessee to recognize the lease liability and an intangible right to use asset.

**Note 11 – Interfund Transactions**

***Interfund Transfers***

Interfund transfers for the year ended December 31, 2022, consisted of the following:

Transfer To	Transfer From		Total
	General Fund	Other Governmental Funds	
General Fund	\$0	\$33,228	\$33,228
Capital Improvement	18,674,567	357,064	19,031,631
Other Governmental Funds:			
MyCom Neighborhood	32,500	0	32,500
Adult Education Services	250,523	0	250,523
Family Engagement	5,000	3,742	8,742
Hotspot Lending Program	5,500	0	5,500
Ohio EPA Charging Station	11,806	0	11,806
Special School Programming	27,319	1,828	29,147
Library Support	0	38	38
Debt Service	4,449,856	0	4,449,856
Grand Total	<u><u>\$23,457,071</u></u>	<u><u>\$395,900</u></u>	<u><u>\$23,852,971</u></u>

The transfers from the general fund to the mycom neighborhood, adult education services, family engagement, hotspot lending program, Ohio EPA charging station and special school programming special revenue funds were to move unassigned balances to support library programs accounted for in the other funds. The transfer from the general fund to the debt service fund was to meet debt service obligations in the debt service fund. The transfers from the general fund to the capital improvement fund were for the purpose of reserving funds

**Cuyahoga County Public Library**  
*Notes to the Basic Financial Statements*  
*For the Year Ended December 31, 2022*

---

to cover capital improvements. The transfer from the library support special revenue fund to the general fund was to close remaining balance on an inactive program. The transfer from the library support and branch support special revenue fund to the capital improvement fund were for the purpose of reserving funds to cover capital improvements. The transfer from other governmental funds to the family engagement special revenue fund was to combine similar programs into the same fund.

***Interfund Balances***

Interfund balances at December 31, 2022, consisted of an interfund receivable in the general fund of \$45,541 and interfund payables in the other governmental funds. The balance resulted from advances made from the general fund during 2022. These advances were made to cover qualifying expenditures in the fund which will be reimbursed when grant money is received by the Library.

**Note 12 - Defined Benefit Pension Plans**

The Statewide retirement systems provide both pension benefits and other postemployment benefits (OPEB).

***Net Pension Liability (Asset)/Net OPEB Asset***

The net pension liability (asset) and the net OPEB asset reported on the statement of net position represent liabilities to employees for pensions and OPEB, respectively. Pensions/OPEB are a component of exchange transactions—between an employer and its employees—of salaries and benefits for employee services. Pensions/OPEB are provided to an employee—on a deferred-payment basis—as part of the total compensation package offered by an employer for employee services each financial period. The obligation to sacrifice resources for pensions is a present obligation because it was created as a result of employment exchanges that already have occurred.

The net pension/OPEB liability (asset) represent the Library’s proportionate share of each pension/OPEB plan’s collective actuarial present value of projected benefit payments attributable to past periods of service, net of each pension/OPEB plan’s fiduciary net position. The net pension/OPEB liability (asset) calculations are dependent on critical long-term variables, including estimated average life expectancies, earnings on investments, cost of living adjustments and others. While these estimates use the best information available, unknowable future events require adjusting these estimates annually.

Ohio Revised Code limits the Library’s obligation for this liability to annually required payments. The Library cannot control benefit terms or the manner in which pensions are financed; however, the Library does receive the benefit of employees’ services in exchange for compensation including pension and OPEB.

GASB 68/75 assumes the liability is solely the obligation of the employer, because (1) they benefit from employee services; and (2) State statute requires funding to come from these employers. All pension contributions to date have come solely from these employers (which also includes pension costs paid in the form of withholdings from employees). The retirement systems may allocate a portion of the employer contributions to provide for these OPEB benefits. In addition, health care plan enrollees pay a portion of the health care costs in the form of a monthly premium. State statute requires the retirement systems to amortize unfunded pension liabilities within 30 years. If the pension amortization period exceeds 30 years, each retirement system’s board must propose corrective action to the State legislature. Any resulting legislative change to benefits or funding could significantly affect the net pension/OPEB liability (asset). Resulting adjustments to the net pension/OPEB liability (asset) would be effective when the changes are legally enforceable. The Ohio Revised Code permits but does not require the retirement systems to provide healthcare to eligible benefit recipients.



**Cuyahoga County Public Library**  
*Notes to the Basic Financial Statements*  
*For the Year Ended December 31, 2022*

The proportionate share of each plan’s unfunded benefits is presented as a *net pension/OPEB asset* or a long-term *net pension liability* on the accrual basis of accounting. Any liability for the contractually required pension/OPEB contribution outstanding at the end of the year is included in *intergovernmental payable*. The remainder of this note includes the required pension disclosures. See Note 13 for the required OPEB disclosures.

**Ohio Public Employees Retirement System (OPERS)**

Plan Description – Library employees participate in the Ohio Public Employees Retirement System (OPERS). OPERS is a cost-sharing, multiple employer public employee retirement system which administers three separate pension plans. The traditional pension plan is a cost-sharing, multiple-employer defined benefit pension plan. The member-directed plan is a defined contribution plan and the combined plan is a combination cost-sharing, multiple-employer defined benefit/defined contribution pension plan. Participating employers are divided into state, local, law enforcement and public safety divisions. While members in the state and local divisions may participate in all three plans, law enforcement and public safety divisions exist only within the traditional plan.

OPERS provides retirement, disability, survivor and death benefits, and annual cost of living adjustments to members of the traditional and combined plans. Authority to establish and amend benefits is provided by Chapter 145 of the Ohio Revised Code. OPERS issues a stand-alone financial report that includes financial statements, required supplementary information and detailed information about OPERS’ fiduciary net position that may be obtained by visiting <https://www.opers.org/financial/reports.shtml>, by writing to the Ohio Public Employees Retirement System, 277 East Town Street, Columbus, Ohio 43215-4642, or by calling 800-222-7377.

Senate Bill (SB) 343 was enacted into law with an effective date of January 7, 2013. In the legislation, members in the traditional and combined plans were categorized into three groups with varying provisions of the law applicable to each group. The following table provides age and service requirements for retirement and the retirement formula applied to final average salary (FAS) for the three member groups under the traditional and combined plans as per the reduced benefits adopted by SB 343 (see OPERS Annual Comprehensive Financial Report referenced above for additional information, including requirements for reduced and unreduced benefits):

Group A	Group B	Group C
Eligible to retire prior to January 7, 2013 or five years after January 7, 2013	20 years of service credit prior to January 7, 2013 or eligible to retire ten years after January 7, 2013	Members not in other Groups and members hired on or after January 7, 2013
<b>State and Local</b>	<b>State and Local</b>	<b>State and Local</b>
<b>Age and Service Requirements:</b> Age 60 with 60 months of service credit or Age 55 with 25 years of service credit	<b>Age and Service Requirements:</b> Age 60 with 60 months of service credit or Age 55 with 25 years of service credit	<b>Age and Service Requirements:</b> Age 57 with 25 years of service credit or Age 62 with 5 years of service credit
<b>Traditional Plan Formula:</b> 2.2% of FAS multiplied by years of service for the first 30 years and 2.5% for service years in excess of 30	<b>Traditional Plan Formula:</b> 2.2% of FAS multiplied by years of service for the first 30 years and 2.5% for service years in excess of 30	<b>Traditional Plan Formula:</b> 2.2% of FAS multiplied by years of service for the first 35 years and 2.5% for service years in excess of 35
<b>Combined Plan Formula:</b> 1% of FAS multiplied by years of service for the first 30 years and 1.25% for service years in excess of 30	<b>Combined Plan Formula:</b> 1% of FAS multiplied by years of service for the first 30 years and 1.25% for service years in excess of 30	<b>Combined Plan Formula:</b> 1% of FAS multiplied by years of service for the first 35 years and 1.25% for service years in excess of 35

Final Average Salary (FAS) represents the average of the three highest years of earnings over a member’s career for Groups A and B. Group C is based on the average of the five highest years of earnings over a member’s career.

**Cuyahoga County Public Library**  
*Notes to the Basic Financial Statements*  
*For the Year Ended December 31, 2022*

Members who retire before meeting the age and years of service credit requirement for unreduced benefits receive a percentage reduction in the benefit amount. The amount of a member's pension benefit vests upon receipt of the initial benefit payment. The options for Public Safety and Law Enforcement permit early retirement under qualifying circumstances as early as age 48 with a reduced benefit.

When a traditional plan benefit recipient has received benefits for 12 months, the member is eligible for an annual cost of living adjustment (COLA). This COLA is calculated on the base retirement benefit at the date of retirement and is not compounded. Members retiring under the combined plan receive a cost-of-living adjustment on the defined benefit portion of their pension benefit. For those who retired prior to January 7, 2013, the cost-of-living adjustment is 3 percent. For those retiring on or after January 7, 2013, beginning in calendar year 2019, the adjustment is based on the average percentage increase in the Consumer Price Index, capped at 3 percent.

Defined contribution plan benefits are established in the plan documents, which may be amended by the Board. Member-directed plan and combined plan members who have met the retirement eligibility requirements may apply for retirement benefits. The amount available for defined contribution benefits in the combined plan consists of the member's contributions plus or minus the investment gains or losses resulting from the member's investment selections. Combined plan members wishing to receive benefits must meet the requirements for both the defined benefit and defined contribution plans. Member-directed participants must have attained the age of 55, have money on deposit in the defined contribution plan and have terminated public service to apply for retirement benefits. The amount available for defined contribution benefits in the member-directed plan consists of the members' contributions, vested employer contributions and investment gains or losses resulting from the members' investment selections. Employer contributions and associated investment earnings vest over a five-year period, at a rate of 20 percent each year. At retirement, members may select one of several distribution options for payment of the vested balance in their individual OPERS accounts. Options include the annuitization of the benefit (which includes joint and survivor options and will continue to be administered by OPERS), partial lump-sum payments (subject to limitations), a rollover of the vested account balance to another financial institution, receipt of entire account balance, net of taxes withheld, or a combination of these options. When members choose to annuitize their defined contribution benefit, the annuitized portion of the benefit is reclassified to a defined benefit.

Effective January 1, 2022, the Combined Plan is no longer available for member selection.

Funding Policy - The Ohio Revised Code (ORC) provides statutory authority for member and employer contributions as follows:

	State and Local
<b>2022 Statutory Maximum Contribution Rates</b>	
Employer	14.0 %
Employee *	10.0 %
<b>2022 Actual Contribution Rates</b>	
Employer:	
Pension **	14.0 %
Post-employment Health Care Benefits **	0.0
Total Employer	14.0 %
Employee	10.0 %

**Cuyahoga County Public Library**  
*Notes to the Basic Financial Statements*  
*For the Year Ended December 31, 2022*

- \* Member contributions within the combined plan are not used to fund the defined benefit retirement allowance.
- \*\* These pension and employer health care rates are for the traditional and combined plans. The employer contributions rate for the member-directed plan is allocated 4 percent for health care with the remainder going to pension.

Employer contribution rates are actuarially determined and are expressed as a percentage of covered payroll.

For 2022, the Library's contractually required contribution was \$4,053,300 for the traditional plan, \$67,101 for the combined plan and \$163,348 for the member-directed plan. Of these amounts, \$397,326 is reported as an intergovernmental payable for the traditional plan, \$6,592 for the combined plan, and \$15,999 for the member-directed plan.

***Pension Liabilities, Pension Expense, and Deferred Outflows of Resources and Deferred Inflows of Resources Related to Pensions***

The net pension liability (asset) for OPERS was measured as of December 31, 2021, and the total pension liability used to calculate the net pension liability (asset) was determined by an actuarial valuation as of that date. The Library's proportion of the net pension liability (asset) was based on the Library's share of contributions to the pension plan relative to the contributions of all participating entities. Following is information related to the proportionate share and pension expense of the Library's defined benefit pension plans:

	<u>OPERS Traditional Plan</u>	<u>OPERS Combined Plan</u>	<u>Total</u>
Proportion of the Net Pension Liability/Asset:			
Current Measurement Date	0.185211%	0.118266%	
Prior Measurement Date	<u>0.170721%</u>	<u>0.089908%</u>	
Change in Proportionate Share	<u>0.014490%</u>	<u>0.028358%</u>	
Proportionate Share of the:			
Net Pension Liability	\$16,114,107	\$0	\$16,114,107
Net Pension Asset	0	465,975	465,975
Pension Expense	(4,114,238)	(17,733)	(4,131,971)

2022 pension expense for the member-directed defined contribution plan was \$116,677. The aggregate pension expense for all pension plans was a negative \$4,248,648 for 2022.

At December 31, 2022, the Library reported deferred outflows of resources and deferred inflows of resources related to defined benefit pensions from the following sources:

**Cuyahoga County Public Library**  
*Notes to the Basic Financial Statements*  
For the Year Ended December 31, 2022

	OPERS <u>Traditional Plan</u>	OPERS <u>Combined Plan</u>	<u>Total</u>
<b>Deferred Outflows of Resources</b>			
Differences between expected and actual experience	\$821,474	\$2,891	\$824,365
Changes of assumptions	2,015,052	23,416	2,038,468
Changes in proportion and differences between Library contributions and proportionate share of contributions	1,793,009	38,961	1,831,970
Library contributions subsequent to the measurement date	<u>4,053,300</u>	<u>67,101</u>	<u>4,120,401</u>
Total Deferred Outflows of Resources	<u>\$8,682,835</u>	<u>\$132,369</u>	<u>\$8,815,204</u>

	OPERS <u>Traditional Plan</u>	OPERS <u>Combined Plan</u>	<u>Total</u>
<b>Deferred Inflows of Resources</b>			
Differences between expected and actual experience	\$353,423	\$52,118	\$405,541
Net difference between projected and actual earnings on pension plan investments	19,167,144	99,898	19,267,042
Changes in proportion and differences between Library contributions and proportionate share of contributions	<u>1,238,433</u>	<u>52,172</u>	<u>1,290,605</u>
Total Deferred Inflows of Resources	<u>\$20,759,000</u>	<u>\$204,188</u>	<u>\$20,963,188</u>

\$4,120,401 reported as deferred outflows of resources related to pension resulting from Library contributions subsequent to the measurement date will be recognized as a reduction of the net pension liability or increase to the net pension asset in 2023. Other amounts reported as deferred outflows of resources and deferred inflows of resources related to pension will be recognized in pension expense as follows:

	OPERS <u>Traditional Plan</u>	OPERS <u>Combined Plan</u>	<u>Total</u>
Year Ending December 31:			
2023	(\$2,494,808)	(\$31,106)	(\$2,525,914)
2024	(6,078,638)	(42,817)	(6,121,455)
2025	(4,506,971)	(28,251)	(4,535,222)
2026	(3,049,048)	(21,010)	(3,070,058)
2027	0	(3,939)	(3,939)
Thereafter	<u>0</u>	<u>(11,797)</u>	<u>(11,797)</u>
Total	<u>(\$16,129,465)</u>	<u>(\$138,920)</u>	<u>(\$16,268,385)</u>

***Actuarial Assumptions - OPERS***

Actuarial valuations of an ongoing plan involve estimates of the value of reported amounts and assumptions about the probability of occurrence of events far into the future. Examples include assumptions about future

**Cuyahoga County Public Library**  
*Notes to the Basic Financial Statements*  
*For the Year Ended December 31, 2022*

employment, mortality, and cost trends. Actuarially determined amounts are subject to continual review or modification as actual results are compared with past expectations and new estimates are made about the future.

Projections of benefits for financial reporting purposes are based on the substantive plan (the plan as understood by the employers and plan members) and include the types of benefits provided at the time of each valuation. The total pension liability was determined by an actuarial valuation as of December 31, 2021, using the following key actuarial assumptions and methods applied to all periods included in the measurement in accordance with the requirements of GASB 67. In 2021, the Board's actuarial consultants conducted an experience study for the period 2016 through 2020, comparing assumptions to actual results. The experience study incorporates both a historical review and forward-looking projections to determine the appropriate set of assumptions to keep the plan on a path toward full funding. Information from this study led to changes in both demographic and economic assumptions, with the most notable being a reduction in the actuarially assumed rate of return from 7.2 percent down to 6.9 percent, for the defined benefit investments. Key actuarial assumptions and methods used in the latest actuarial valuation, prepared as of December 31, 2021, reflecting experience study results, are presented below:

	<u>OPERS Traditional Plan</u>	<u>OPERS Combined Plan</u>
Wage Inflation	2.75 percent	2.75 percent
Future Salary Increases, including inflation	2.75 to 10.75 percent including wage inflation	2.75 to 8.25 percent including wage inflation
COLA or Ad Hoc COLA:		
Pre-January 7, 2013 Retirees	3.0 percent, simple	3.0 percent, simple
Post-January 7, 2013 Retirees	3.0 percent, simple through 2022, then 2.05 percent, simple	3.0 percent, simple through 2022, then 2.05 percent, simple
Investment Rate of Return	6.9 percent	6.9 percent
Actuarial Cost Method	Individual Entry Age	Individual Entry Age

Key actuarial assumptions and methods used in the prior actuarial valuation, prepared as of December 31, 2020, are presented below:

	<u>OPERS Traditional Plan</u>	<u>OPERS Combined Plan</u>
Wage Inflation	3.25 percent	3.25 percent
Future Salary Increases, including inflation	3.25 to 10.75 percent including wage inflation	3.25 to 8.25 percent including wage inflation
COLA or Ad Hoc COLA:		
Pre-January 7, 2013 Retirees	3.0 percent, simple	3.0 percent, simple
Post-January 7, 2013 Retirees	0.5 percent, simple through 2021, then 2.15 percent, simple	0.5 percent, simple through 2021, then 2.15 percent, simple
Investment Rate of Return	7.2 percent	7.2 percent
Actuarial Cost Method	Individual Entry Age	Individual Entry Age

For 2021, pre-retirement mortality rates are based on 130 percent of the Pub-2010 General Employee Mortality tables (males and females) for State and Local Government divisions and 170 percent of the Pub-2010 Safety Employee Mortality tables (males and females) for the Public Safety and Law Enforcement divisions. Post-retirement mortality rates are based on 115 percent of the PubG-2010 Retiree Mortality Tables (males and females) for all divisions. Post-retirement mortality rates for disabled retirees are based on the PubNS-2010 Disabled Retiree Mortality Tables (males and females) for all divisions. For all the previously described tables, the base year is 2010 and mortality rates for a particular calendar year are determined by applying the MP-2020 mortality improvement scales (males and females) to all these tables.

**Cuyahoga County Public Library**  
*Notes to the Basic Financial Statements*  
For the Year Ended December 31, 2022

For 2020, pre-retirement mortality rates are based on the RP-2014 Employees mortality table for males and females, adjusted for mortality improvement back to the observation period base year of 2006. The base year for males and females was then established to be 2015 and 2010, respectively. Post-retirement mortality rates are based on the RP-2014 Healthy Annuitant mortality table for males and females, adjusted for mortality improvement back to the observation period base year of 2006. The base year for males and females was then established to be 2015 and 2010, respectively. Post-retirement mortality rates for disabled retirees are based on the RP-2014 Disabled mortality table for males and females, adjusted for mortality improvement back to the observation period base year of 2006. The base year for males and females was then established to be 2015 and 2010, respectively. Mortality rates for a particular calendar year are determined by applying the MP-2015 mortality improvement scale to all the above-described tables.

The most recent experience study was completed for the five-year period ended December 31, 2020.

During 2021, OPERS managed investments in three investment portfolios: the Defined Benefit portfolio, the Health Care portfolio, and the Defined Contribution portfolio. The Defined Benefit portfolio contains the investment assets for the Traditional Pension Plan, the defined benefit component of the Combined Plan and the annuitized accounts of the Member-Directed Plan. Within the Defined Benefit portfolio contributions into the plans are all recorded at the same time, and benefit payments all occur on the first of the month. Accordingly, the money-weighted rate of return is considered to be the same for all plans within the portfolio. The annual money-weighted rate of return expressing investment performance, net of investment expenses and adjusted for the changing amounts actually invested, for the Defined Benefit portfolio was 15.3 percent for 2021.

The allocation of investment assets with the Defined Benefit portfolio is approved by the Board of Trustees as outlined in the annual investment plan. Plan assets are managed on a total return basis with a long-term objective of achieving and maintaining a fully funded status for the benefits provided through the defined benefit pension plans. The long-term expected rate of return on defined benefit investment assets was determined using a building-block method in which best-estimate ranges of expected future real rates of return are developed for each major asset class. These ranges are combined to produce the long-term expected real rate of return by weighting the expected future real rates of return by the target asset allocation percentage, adjusted for inflation. Best estimates of geometric rates of return were provided by the Board's investment consultant. For each major class that is included in the Defined Benefit portfolio's target asset allocation as of December 31, 2021, these best estimates are summarized below:

Asset Class	Target Allocation	Weighted Average Long-Term Expected Real Rate of Return (Geometric)
Fixed Income	24.00%	1.03%
Domestic Equities	21.00	3.78
Real Estate	11.00	3.66
Private Equity	12.00	7.43
International Equities	23.00	4.88
Risk Parity	5.00	2.92
Other investments	4.00	2.85
Total	100.00%	4.21%

**Discount Rate** The discount rate used to measure the total pension liability for the current year was 6.9 percent for the traditional plan and the combined plan. The discount rate for the prior year was 7.2 percent. The projection of cash flows used to determine the discount rate assumed that contributions from plan members and

**Cuyahoga County Public Library**  
*Notes to the Basic Financial Statements*  
For the Year Ended December 31, 2022

those of the contributing employers are made at the contractually required rates, as actuarially determined. Based on those assumptions, the pension plan’s fiduciary net position was projected to be available to make all projected future benefits payments of current plan members. Therefore, the long-term expected rate of return on pension plan investments for the traditional pension plan, combined plan and member-directed plan was applied to all periods of projected benefit payments to determine the total pension liability.

***Sensitivity of the Library’s Proportionate Share of the Net Pension Liability (Asset) to Changes in the Discount Rate*** The following table presents the Library’s proportionate share of the net pension liability (asset) calculated using the current period discount rate assumption of 6.9 percent, as well as what the Library’s proportionate share of the net pension liability (asset) would be if it were calculated using a discount rate that is one-percentage-point lower (5.9 percent) or one-percentage-point higher (7.9 percent) than the current rate:

	1% Decrease (5.90%)	Current Discount Rate (6.90%)	1% Increase (7.90%)
<b>Library's proportionate share of the net pension liability (asset)</b>			
OPERS Traditional Plan	\$42,485,551	\$16,114,107	(\$5,830,442)
OPERS Combined Plan	(347,702)	(465,975)	(558,216)

**Note 13 - Defined Benefit OPEB Plans**

See Note 12 for a description of the net OPEB asset.

***Ohio Public Employees Retirement System (OPERS)***

Plan Description – The Ohio Public Employees Retirement System (OPERS) administers three separate pension plans: the traditional pension plan, a cost-sharing, multiple-employer defined benefit pension plan; the member-directed plan, a defined contribution plan; and the combined plan, a cost-sharing, multiple-employer defined benefit pension plan that has elements of both a defined benefit and defined contribution plan.

OPERS maintains a cost-sharing, multiple-employer defined benefit post-employment health care trust, which funds multiple health care plans including medical coverage, prescription drug coverage and deposits to a Health Reimbursement Arrangement (HRA) to qualifying benefit recipients of both the traditional pension and the combined plans. Currently, Medicare-eligible retirees are able to select medical and prescription drug plans from a range of options and may elect optional vision and dental plans. Retirees and eligible dependents enrolled in Medicare Parts A and B have the option to enroll in a Medicare supplemental plan with the assistance of the OPERS Medicare Connector. The OPERS Medicare Connector is a relationship with a vendor selected by OPERS to assist retirees, spouses and dependents with selecting a medical and pharmacy plan. Monthly allowances, based on years of service and the age at which the retiree first enrolled in OPERS coverage, are deposited into an HRA. For non-Medicare retirees and eligible dependents, OPERS sponsors medical and prescription coverage through a professionally managed self-insured plan. An allowance to offset a portion of the monthly premium is offered to retirees and eligible dependents. The allowance is based on the retiree’s years of service and age when they first enrolled in OPERS coverage.

OPERS provides a monthly allowance for health care coverage for eligible retirees and their eligible dependents. The base allowance is determined by OPERS. For those retiring on or after January 1, 2015, the allowance has been determined by applying a percentage to the base allowance. The percentage applied is based on years of qualifying service credit and age when the retiree first enrolled in OPERS health care.

**Cuyahoga County Public Library**  
*Notes to the Basic Financial Statements*  
*For the Year Ended December 31, 2022*

---

Monthly allowances range between 51 percent and 90 percent of the base allowance. Those who retired prior to January 1, 2015, will have an allowance of at least 75 percent of the base allowance.

The health care trust is also used to fund health care for member-directed plan participants, in the form of a Retiree Medical Account (RMA). At retirement or separation, member directed plan participants may be eligible for reimbursement of qualified medical expenses from their vested RMA balance.

Effective January 1, 2022, OPERS discontinued the group plans currently offered to non-Medicare retirees and re-employed retirees. Instead, eligible non-Medicare retirees will select an individual medical plan. OPERS will provide a subsidy or allowance via an HRA allowance to those retirees who meet health care eligibility requirements. Retirees will be able to seek reimbursement for plan premiums and other qualified medical expenses.

In order to qualify for postemployment health care coverage, age and service retirees under the traditional pension and combined plans must have twenty or more years of qualifying Ohio service credit with a minimum age of 60. Members in Group A are eligible for coverage at any age with 30 or more years of qualifying service. Members in Group B are eligible at any age with 32 years of qualifying service, or at age 52 with 31 years of qualifying service. Members in Group C are eligible for coverage with 32 years of qualifying service and a minimum age of 55. Current retirees eligible (or who became eligible prior to January 1, 2022) to participate in the OPERS health care program will continue to be eligible after January 1, 2022. Eligibility requirements change for those retiring after January 1, 2022, with differing eligibility requirements for Medicare retirees and non-Medicare retirees. The health care coverage provided by OPERS meets the definition of an Other Post Employment Benefit (OPEB) as described in GASB Statement 75. See OPERS' Annual Comprehensive Financial Report referenced below for additional information.

The Ohio Revised Code permits, but does not require, OPERS to provide health care to its eligible benefit recipients. Authority to establish and amend health care coverage is provided to the Board in Chapter 145 of the Ohio Revised Code.

Disclosures for the health care plan are presented separately in the OPERS financial report. Interested parties may obtain a copy by visiting <https://www.opers.org/financial/reports.shtml>, by writing to OPERS, 277 East Town Street, Columbus, Ohio 43215-4642, or by calling (614) 222-5601 or 800-222-7377.

Funding Policy - The Ohio Revised Code provides the statutory authority allowing public employers to fund postemployment health care through their contributions to OPERS. When funding is approved by OPERS Board of Trustees, a portion of each employer's contribution to OPERS is set aside to fund OPERS health care plans. Beginning in 2018, OPERS no longer allocated a portion of its employer contributions to health care for the traditional plan and the combined plan.

Employer contribution rates are expressed as a percentage of the earnable salary of active members. In 2022, state and local employers contributed at a rate of 14.0 percent of earnable salary and public safety and law enforcement employers contributed at 18.1 percent. These are the maximum employer contribution rates permitted by the Ohio Revised Code. Active member contributions do not fund health care.

Each year, the OPERS Board determines the portion of the employer contribution rate that will be set aside to fund health care plans. For 2022, OPERS did not allocate any employer contribution to health care for members in the Traditional Pension Plan and Combined Plan. The OPERS Board is also authorized to establish rules for the retiree or their surviving beneficiaries to pay a portion of the health care provided. Payment amounts vary depending on the number of covered dependents and the coverage selected. The employer contribution as a percentage of covered payroll deposited into the RMA for participants in the member-directed plan for 2022 was 4.0 percent.



**Cuyahoga County Public Library**  
*Notes to the Basic Financial Statements*  
For the Year Ended December 31, 2022

Employer contribution rates are actuarially determined and are expressed as a percentage of covered payroll. The Library's contractually required contribution was \$46,671 for 2022. Of this amount, \$4,571 is reported as an intergovernmental payable.

***OPEB Liabilities, OPEB Expense, and Deferred Outflows of Resources and Deferred Inflows of Resources Related to OPEB***

The net OPEB asset and total OPEB liability for OPERS were determined by an actuarial valuation as of December 31, 2020, rolled forward to the measurement date of December 31, 2021, by incorporating the expected value of health care cost accruals, the actual health care payment, and interest accruals during the year. The Library's proportion of the net OPEB asset was based on the Library's share of contributions to the retirement plan relative to the contributions of all participating entities. Following is information related to the proportionate share and OPEB expense:

	OPERS
Proportion of the Net OPEB Asset:	
Current Measurement Date	0.184010%
Prior Measurement Date	0.168512%
Change in Proportionate Share	0.015498%
Proportionate Share of the Net OPEB Asset	\$5,763,475
OPEB Expense	(\$6,249,693)

At December 31, 2022, the Library reported deferred outflows of resources and deferred inflows of resources related to OPEB from the following sources:

	OPERS
<b>Deferred Outflows of Resources</b>	
Changes in proportion and differences between Library contributions and proportionate share of contributions	260,750
Library contributions subsequent to the measurement date	46,671
Total Deferred Outflows of Resources	\$307,421
<b>Deferred Inflows of Resources</b>	
Differences between expected and actual experience	\$874,232
Changes of assumptions	2,332,989
Net difference between projected and actual earnings on OPEB plan investments	2,747,619
Changes in proportion and differences between Library contributions and proportionate share of contributions	871,374
Total Deferred Inflows of Resources	\$6,826,214

**Cuyahoga County Public Library**  
*Notes to the Basic Financial Statements*  
For the Year Ended December 31, 2022

\$46,671 reported as deferred outflows of resources related to OPEB resulting from Library contributions subsequent to the measurement date will be recognized as an increase of the net OPEB asset in 2023. Other amounts reported as deferred outflows of resources and deferred inflows of resources related to OPEB will be recognized in OPEB expense as follows:

	OPERS
Year Ending December 31:	
2023	(\$4,383,089)
2024	(1,187,434)
2025	(600,340)
2026	(394,601)
Total	(\$6,565,464)

***Actuarial Assumptions - OPERS***

Actuarial valuations of an ongoing plan involve estimates of the values of reported amounts and assumptions about the probability of occurrence of events far into the future. Examples include assumptions about future employment, mortality, and cost trends. Actuarially determined amounts are subject to continual review or modification as actual results are compared with past expectations and new estimates are made about the future.

Projections of health care costs for financial reporting purposes are based on the substantive plan (the plan as understood by the employers and plan members) and include the types of coverage provided at the time of each valuation and the historical pattern of sharing of costs between OPERS and plan members. In 2021, the Board's actuarial consultants conducted an experience study for the period 2016 through 2020, comparing historical assumptions to actual results. The experience study incorporates both a historical review and forward-looking projections to determine the appropriate set of assumptions to keep the plan on a path toward full funding. Information from this study led to changes in both demographic and economic assumptions. The actuarial valuation used for 2021 compared to those used for 2020 are as follows:

	December 31, 2021	December 31, 2020
Wage Inflation	2.75 percent	3.25 percent
Projected Salary Increases,	2.75 to 10.75 percent	3.25 to 10.75 percent
	including wage inflation	including wage inflation
Single Discount Rate	6.00 percent	6.00 percent
Investment Rate of Return	6.00 percent	6.00 percent
Municipal Bond Rate	1.84 percent	2.00 percent
Health Care Cost Trend Rate	5.5 percent, initial	8.5 percent, initial
	3.50 percent, ultimate in 2034	3.50 percent, ultimate in 2035
Actuarial Cost Method	Individual Entry Age	Individual Entry Age

For 2021, pre-retirement mortality rates are based on 130 percent of the Pub-2010 General Employee Mortality tables (males and females) for State and Local Government divisions and 170 percent of the Pub-2010 Safety Employee Mortality tables (males and females) for the Public Safety and Law Enforcement divisions. Post-retirement mortality rates are based on 115 percent of the PubG-2010 Retiree Mortality Tables (males and females) for all divisions. Post-retirement mortality rates for disabled retirees are based on the PubNS-2010 Disabled Retiree Mortality Tables (males and females) for all divisions. For all the previously described tables,

**Cuyahoga County Public Library**  
*Notes to the Basic Financial Statements*  
*For the Year Ended December 31, 2022*

the base year is 2010 and mortality rates for a particular calendar year are determined by applying the MP-2020 mortality improvement scales (males and females) to all these tables.

For 2020, pre-retirement mortality rates are based on the RP-2014 Employees mortality table for males and females, adjusted for mortality improvement back to the observation period base year of 2006. The base year for males and females was then established to be 2015 and 2010, respectively. Post-retirement mortality rates are based on the RP-2014 Healthy Annuitant mortality table for males and females, adjusted for mortality improvement back to the observation period base year of 2006. The base year for males and females was then established to be 2015 and 2010, respectively. Post-retirement mortality rates for disabled retirees are based on the RP-2014 Disabled mortality table for males and females, adjusted for mortality improvement back to the observation period base year of 2006. The base year for males and females was then established to be 2015 and 2010, respectively. Mortality rates for a particular calendar year are determined by applying the MP-2015 mortality improvement scale to all the above-described tables.

The most recent experience study was completed for the five-year period ended December 31, 2020. During 2021, OPERS managed investments in three investment portfolios: the Defined Benefit portfolio, the Health Care portfolio and the Defined Contribution portfolio. The Health Care portfolio includes the assets for health care expenses for the Traditional Pension Plan, Combined Plan and Member-Directed Plan eligible members. Within the Health Care portfolio, if any contributions are made into the plans, the contributions are assumed to be received continuously throughout the year based on the actual payroll payable at the time contributions are made. Health care-related payments are assumed to occur mid-year. Accordingly, the money-weighted rate of return is considered to be the same for all plans within the portfolio. The annual money-weighted rate of return expressing investment performance, net of investment expenses and adjusted for the changing amounts actually invested, for the Health Care portfolio was 14.3 percent for 2021.

The allocation of investment assets within the Health Care portfolio is approved by the Board of Trustees as outlined in the annual investment plan. Assets are managed on a total return basis with a long-term objective of continuing to offer a sustainable health care program for current and future retirees. OPERS' primary goal is to achieve and maintain a fully funded status for the benefits provided through the defined pension plans. Health care is a discretionary benefit. The long-term expected rate of return on health care investment assets was determined using a building-block method in which best-estimate ranges of expected future rates of return are developed for each major asset class. These ranges are combined to produce the long-term expected rate of return by weighting the expected future rates of return by the target asset allocation percentage, adjusted for inflation. Best estimates of geometric rates of return were provided by the Board's investment consultant. For each major asset class that is included in the Health Care's portfolio's target asset allocation as of December 31, 2021, these best estimates are summarized in the following table:

<u>Asset Class</u>	<u>Target Allocation</u>	<u>Weighted Average Long-Term Expected Real Rate of Return (Geometric)</u>
Fixed Income	34.00%	0.91%
Domestic Equities	25.00	3.78
Real Estate Investment Trust	7.00	3.71
International Equities	25.00	4.88
Risk Parity	2.00	2.92
Other investments	7.00	1.93
Total	<u>100.00%</u>	<u>3.45%</u>

**Cuyahoga County Public Library**  
*Notes to the Basic Financial Statements*  
For the Year Ended December 31, 2022

**Discount Rate** A single discount rate of 6.0 percent was used to measure the OPEB liability on the measurement date of December 31, 2021. Projected benefit payments are required to be discounted to their actuarial present value using a single discount rate that reflects (1) a long-term expected rate of return on OPEB plan investments (to the extent that the health care fiduciary net position is projected to be sufficient to pay benefits), and (2) tax-exempt municipal bond rate based on an index of 20-year general obligation bonds with an average AA credit rating as of the measurement date (to the extent that the contributions for use with the long-term expected rate are not met). This single discount rate was based on an expected rate of return on the health care investment portfolio of 6.00 percent and a municipal bond rate of 1.84 percent (Fidelity Index’s “20-Year Municipal GO AA Index”). The projection of cash flows used to determine this single discount rate assumed that employer contributions will be made at rates equal to the actuarially determined contribution rate. Based on these assumptions, the health care fiduciary net position and future contributions were sufficient to finance health care costs through 2121. As a result, the actuarial assumed long-term expected rate of return on health care investments was applied to projected costs through the year 2121, the duration of the projection period through which projected health care payments are fully funded.

**Sensitivity of the Library’s Proportionate Share of the Net OPEB Asset to Changes in the Discount Rate** The following table presents the Library’s proportionate share of the net OPEB asset calculated using the single discount rate of 6.00 percent, as well as what the Library’s proportionate share of the net OPEB asset would be if it were calculated using a discount rate that is one-percentage-point lower (5.00 percent) or one-percentage-point higher (7.00 percent) than the current rate:

	1% Decrease (5.00%)	Current Discount Rate (6.00%)	1% Increase (7.00%)
Library’s proportionate share of the net OPEB asset	\$3,389,464	\$5,763,475	\$7,733,940

**Sensitivity of the Library’s Proportionate Share of the Net OPEB Asset to Changes in the Health Care Cost Trend Rate** Changes in the health care cost trend rate may also have a significant impact on the net OPEB liability. The following table presents the net OPEB asset calculated using the assumed trend rates, and the expected net OPEB asset if it were calculated using a health care cost trend rate that is 1.0 percent lower or 1.0 percent higher than the current rate.

Retiree health care valuations use a health care cost-trend assumption that changes over several years built into the assumption. The near-term rates reflect increases in the current cost of health care; the trend starting in 2022 is 5.50 percent. If this trend continues for future years, the projection indicates that years from now virtually all expenditures will be for health care. A more reasonable alternative is the health plan cost trend will decrease to a level at, or near, wage inflation. On this basis, the actuaries project premium rate increases will continue to exceed wage inflation for approximately the next decade, but by less each year, until leveling off at an ultimate rate, assumed to be 3.50 percent in the most recent valuation.

	1% Decrease	Current Health Care Cost Trend Rate Assumption	1% Increase
Library’s proportionate share of the net OPEB asset	\$5,825,757	\$5,763,475	\$5,689,589

**Cuyahoga County Public Library**  
*Notes to the Basic Financial Statements*  
*For the Year Ended December 31, 2022*

---

**Note 14 – Employee Benefits**

***Compensated Absences***

All full time and part time benefit eligible employees earn vacation based on years of service and job grade. An employee can accrue between 80 hours and 200 hours annually. Annual vacation may be carried forward from one year to the next, up to a limit of 1.5 times their annual accrual. Full time benefit eligible employees who has already taken not less than ten days of vacation in the current calendar year (pro-rated for part-time employees) can submit a written request on a form prescribed by the Library requesting to cash out to 40 hours of vacation (pro-rated for part-time employees). This optional cash out will be made in December of each year. Accrued vacation leave is paid upon retirement, termination, or death of the employee.

Benefit eligible employees can float the Presidents Day, Veterans Day, Columbus Day, Martin Luther King and Juneteenth Day holidays up to a maximum of 180 days. Part time employees may float the New Years Day, Memorial Day, Independence Day, Labor Day, Thanksgiving Day, Christmas Day, Christmas Eve, and New Years Eve holidays up to a maximum of 180 days. Unused holidays that have not expired are paid out upon retirement, termination or death of the employee.

Sick leave is accrued for all full time employees based on their hire date and job grade. A full-time management or confidential employee hired on or before March 31, 2010 accumulates sick leave at a rate of .05775 per hour up to 120 hours for a full year’s employment. A full-time management or confidential employee hired on or after April 1, 2010 accumulates sick leave depending on job grade at either the rate of .0385 per hour up to 60 hours per year or .05775 per hour up to 120 hours for a full year’s employment. Sick leave is accrued for bargaining unit employees hired on or before March 31, 2010 at an accrual rate of .05775 per hour up to 120 hours for a full year’s employment and a total accumulation not to exceed 800 hours, plus current year. Sick leave is accrued for bargaining unit employees hired on or after April 1, 2010 at an accrual rate of .0385 per hour up to 60 hours for a full year’s employment and a total accumulation not to exceed 800 hours, plus current year. Part-time employees working sixteen hours or more per week shall receive a pro-rata share. Upon retirement, a management or confidential employee can be paid a percentage of accumulated, unused sick leave depending on years of service. Retiring bargaining unit employees are paid unused sick leave as outlined in the bargaining unit contract.

***Deferred Compensation***

Library employees may participate in the Ohio Public Employees Deferred Compensation Plan. This plan was created in accordance with Internal Revenue Code Section 456 and is considered an other employee benefit plan. Participation is on a voluntary payroll deduction basis. The plan permits deferral of compensation until future years. According to the plans, the deferred compensation is not available until termination, retirement, death or an unforeseeable emergency.

**Note 15 - Long-Term Obligations**

Original issue amounts and interest rates of the Library’s debt issues were as follows:

Debt Issue	Interest Rate	Original Issue	Original Year of Maturity
Library Fund Facilities Refunding Notes, Series 2014 Serial Notes	3.00% to 4.00%	\$53,785,000	2035
Library Facilities Refunding Notes, Series 2021 Serial Notes	0.19% to 2.45%	47,390,000	2035

**Cuyahoga County Public Library**  
*Notes to the Basic Financial Statements*  
For the Year Ended December 31, 2022

The changes in the Library's long-term obligations during the year consist of the following:

	Principal Outstanding 12/31/2021	Additions	Deletions	Principal Outstanding 12/31/2022	Amounts Due In One Year
<b>Governmental Activities</b>					
Library Fund Facilities Refunding Notes, Series 2014					
Refunding Serial Notes	\$5,530,000	\$0	\$2,715,000	\$2,815,000	\$2,815,000
Premium on Refunding Notes	308,368	0	154,184	154,184	0
Discount on Refunding Notes	(34,865)	0	(17,433)	(17,432)	0
Library Facilities Refunding Notes, Series 2021					
Refunding Serial Notes	46,915,000	0	760,000	46,155,000	760,000
<i>Total Library Facilities Notes</i>	<u>52,718,503</u>	<u>0</u>	<u>3,611,751</u>	<u>49,106,752</u>	<u>3,575,000</u>
<b>Other Long Term Obligations</b>					
Net Pension Liability	25,280,064	0	9,165,957	16,114,107	0
Compensated Absences	4,358,068	2,107,585	2,031,874	4,433,779	2,168,610
Lease	1,226,656	120,216	451,023	895,849	433,548
<i>Total Other Long Term Obligations</i>	<u>30,864,788</u>	<u>2,227,801</u>	<u>11,648,854</u>	<u>21,443,735</u>	<u>2,602,158</u>
<i>Total General Long-term Obligations</i>	<u><u>\$83,583,291</u></u>	<u><u>\$2,227,801</u></u>	<u><u>\$15,260,605</u></u>	<u><u>\$70,550,487</u></u>	<u><u>\$6,177,158</u></u>

Compensated absences and lease payable will be paid from the general fund.

There is no repayment schedule for the net pension liability. However, employer pension contributions are made from the general fund. For additional information related to the net pension liability see Note 12.

On August 25, 2014, the Library issued library fund facilities refunding notes, in the amount of \$53,785,000, to currently refund notes previously issued in 2010 to advance refund the callable portion of the 2010 library fund facilities notes. The current refunding was undertaken to take advantage of lower interest rates. The notes were issued with interest rates varying from 3.0 percent to 4.0 percent and were issued for a 21 year period with final maturity on December 1, 2035. The notes will be retired through the debt service fund. The Library refunded \$43,130,000 of the notes in 2021.

On July 15, 2021, the Library issued library facilities refunding notes, in the amount of \$47,390,000, to refund a portion of refunding notes previously issued in 2014 to refund a portion of the 2010 library fund facilities notes. The refunding was undertaken to take advantage of lower interest rates. The notes were issued with interest rates varying from 0.19 to 2.45 percent and were issued for a 15 year period with final maturity on December 1, 2035. The notes will be retired through the debt service fund.

Net proceeds of \$47,001,668 were deposited in an irrevocable trust with an escrow agent to provide for all future payments on the refunded 2014 Library Fund Facilities Notes. As a result, \$44,578,813 of these notes was considered defeased and the liability for the refunded notes has been removed from the Library's financial statements. Accordingly, the trust account assets and liabilities for the defeased notes are not included in the Library's financial statements. As of December 31, 2022, \$43,130,000 of the defeased bonds are still outstanding.

The Library has pledged a portion of public library fund revenue to repay the Library Fund Facilities Notes. The notes are paid solely from public library fund revenue and payable through 2035. Annual principal and interest payments on the notes are to require less than 22 percent of public library fund revenue. The total principal and interest remaining to be paid on the notes is \$56,085,918. Principal and interest paid for the current year were \$4,498,250 and total public library fund revenue was \$26,345,223.

**Cuyahoga County Public Library**  
*Notes to the Basic Financial Statements*  
For the Year Ended December 31, 2022

Principal and interest requirements to maturity for the Library Fund Facilities Notes, outstanding at December 31, 2022, are as follows:

Year	Serial Notes	
	Principal	Interest
2023	\$3,575,000	\$912,377
2024	3,530,000	797,019
2025	3,550,000	776,228
2026	3,575,000	744,740
2027	3,605,000	704,092
2028-2032	18,900,000	2,593,428
2033-2035	12,235,000	588,034
Total	\$48,970,000	\$7,115,918

The Library has outstanding agreements to lease laptops, desktops, various printers and a postage machine. Due to the implementation of GASB Statement 87, these leases plus existing prior year capital leases have met the criteria of leases thus requiring them to be recorded by the Library. The future lease payments were discount led based on the interest rate implicit in the lease or using the Library’s incremental borrowing rate. This discount is being amortized using the interest method over the life of the lease. A summary of the principal and interest amounts for the remaining leases is as follows:

Year	Principal	Interest
2023	\$433,548	\$31,527
2024	328,910	19,997
2025	89,420	7,980
2026	27,524	3,840
2027	16,447	1,407
	\$895,849	\$64,751

**Note 16 – Significant Commitments**

***Contractual Commitments***

As of December 31, 2022, the Library had the following contractual construction commitments outstanding:

Construction Project	Contract Amount	Amount Paid to date	Remaining Contract
Bay Village Branch	\$9,074,793	\$9,043,858	\$30,935
Brooklyn Branch	1,239,500	300,968	938,532
Brecksville Branch	8,750	6,710	2,040
Fairview Park Branch	224,900	0	224,900
North Olmsted Branch	243,932	0	243,932
Orange Branch	553,262	424,726	128,536
Total	\$11,345,137	\$9,776,262	\$1,568,875

All of the remaining contract amounts were encumbered at year end. The amounts of \$2,324, \$154,167 and \$20,053 in accounts payable, contracts payable and retainage payable, respectively, have been capitalized.

**Cuyahoga County Public Library**  
*Notes to the Basic Financial Statements*  
*For the Year Ended December 31, 2022*

---

***Encumbrances***

Encumbrances are commitments related to unperformed contracts for goods or services. Encumbrance accounting is utilized to the extent necessary to assure effective budgetary control and accountability and to facilitate effective cash planning and control. At year end the amount of encumbrances expected to be honored upon performance by the vendor in the next year were as follows:

<b>Governmental Funds</b>	
General	\$3,108,153
Capital Improvement	1,568,875
Other Governmental Funds	<u>2,420</u>
<i>Total Governmental Funds</i>	<u><u>\$4,679,448</u></u>

**Note 17 – Donor-Restricted Endowments**

The Library’s permanent fund includes a donor-restricted endowment. The Net Position-Nonexpendable amount of \$4,919 represents the principal portion of the endowment. The Net Position-Expendable amount of \$837 represents the interest earnings on donor-restricted endowment and is available for expenditure by the governing board, for purposes consistent with the endowment’s intent. State law permits the governing board to appropriate, for purposes consistent with the endowments intent, net appreciation, realized and unrealized, unless the endowment terms specify otherwise.

**Note 18 – Jointly Governed Organization**

The Cooperative Council of Governments, Inc. (CCOG) is a council of governments formed on November 19, 2013 to develop and promote opportunities for public sector, private sector, and not-for-profit organizations to improve their operations, reduce their costs, and increase their efficiencies to augment their capacity to better serve their constituents and customers. The CCOG’s operations are controlled by their board, which is comprised of representatives from each participating member. Current members include the Library and the Kenston Local School District. The Library did not contribute to CCOG during 2022. Financial statements can be obtained from the CCOG’s Secretary, 6001 Cochran Rd, Suite 333, Solon, OH 44139.

**Note 19 – Change in Accounting Principle and Restatement of Net Position**

***Change in Accounting Principles***

For fiscal year 2022, the Library implemented Governmental Accounting Standards Board (GASB) Statement No. 87, *Leases* and related guidance from (GASB) Implementation Guide No. 2019-3, *Leases*. The Library also implemented GASB Statement No. 91, *Conduit Debt Obligations*, GASB Statement No. 92, *Omnibus 2020*, GASB Statement No. 97, *Certain Component Unit Criteria, and Accounting and Financial Reporting for Internal Revenue Code Section 457 Deferred Compensation Plans*, and *Implementation Guide No. 2020-1*.

GASB Statement 87 enhances the relevance and consistency of information of the government’s leasing activities. It establishes requirements for lease accounting based on the principle that leases are financings of the right to use an underlying asset. A lessee is required to recognize a lease liability and an intangible right to use lease asset, and a lessor is required to recognize a lease receivable and a deferred inflow of resources. These changes were incorporated in the Library’s 2022 financial statements. The Library recognized \$69,607 in leases receivable at January 1, 2022; however, this entire amount was offset by the deferred inflows related to leases.



**Cuyahoga County Public Library**  
*Notes to the Basic Financial Statements*  
*For the Year Ended December 31, 2022*

---

GASB 91 clarifies the existing definition of a conduit debt obligation; establishing that a conduit debt obligation is not a liability of the issuer; establishing standards for accounting and financial reporting of additional commitments and voluntary commitments extended by issuers and arrangements associated with conduit debt obligations; and improving required note disclosures.

GASB 92 addresses a variety of topics including reporting by public entity risk pools for amounts that are recoverable from reinsurers or excess insurers and references to nonrecurring fair value measurements of assets or liabilities in authoritative literature. These changes did not impact the Library's financial statements.

GASB 97, among other items, requires that a Section 457 plan be classified as either a pension plan or an other employee benefit plan depending on whether the plan meets the definition of a pension plan.

The changes in GASB 91 and GASB 97 were incorporated in the Library's 2022 financial statements; however, there are no effect on beginning net position/fund balance.

***Restatement of Net Position***

The implementation of GASB Statement No. 87 had the following effect on net position as of December 31, 2022:

	<u>Governmental Activities</u>
Net Position, December 31, 2021	\$63,992,344
Adjustments:	
GASB 87	1,073,155
Restated Net Position, December 31, 2021	<u>\$65,065,499</u>

**Note 20 - Accountability**

The hotspot lending program and homework centers special revenue funds had deficit fund balances at December 31, 2022, in the amounts of \$19,830 and \$16,590, respectively. These deficits are the result of the recognition of payables in accordance with generally accepted accounting principles as well as short-term interfund loans from the general fund needed for operations until the receipt of grant monies. The general fund provides transfers to cover deficit balances; however, this is done when cash is needed rather than when accruals occur.

**Note 21 – Related Party Transactions**

During 2022, the Library received \$255,706 in grant monies from the Cuyahoga County Public Library Foundation.

**Note 22 – COVID-19**

The United States and the State of Ohio declared a state of emergency in March of 2020 due to the COVID-19 pandemic. Ohio's state of emergency ended in June 2021 while the national state of emergency ended in April 2023. During 2022, the Library did not receive COVID-19 funding. The Library's investment portfolio

**Cuyahoga County Public Library**  
*Notes to the Basic Financial Statements*  
*For the Year Ended December 31, 2022*

---

fluctuates with market conditions, and due to market volatility, the amount of gains or losses that will be realized in subsequent periods, if any, cannot be determined.

## **Note 23 – Cuyahoga County Public Library Foundation**

### ***Description of Organization***

The Cuyahoga County Public Library Foundation (the “Foundation”) was incorporated in January 2002, as a tax-exempt nonprofit corporation under Section 501(c)(3) of the Internal Revenue Code for the purpose of raising funds to advance the purpose and mission of the Cuyahoga County Public Library (the “Library”). The Foundation is classified as a public charity under Code Section 509(a)(3) and is exempt from income taxes. The Foundation is a component unit of Cuyahoga County Public Library.

The Foundation is governed by a Board of Directors and is a separate and distinct entity from the Library.

***Basis of Accounting and Financial Statement Presentation*** - The financial statements of the Foundation are prepared on the accrual basis of accounting. The accompanying financial statements of the Foundation present information regarding its net assets and activities in the following two categories:

***Without Donor Restrictions*** – Net assets available for use in general operations and not subject to donor restrictions. This may include funds designated by the Board of Directors (the “Board”) for specific purposes.

***With Donor Restrictions*** – Net assets subject to donor-imposed restrictions. Some donor-imposed restrictions are temporary in nature, such as those that will be met by the passage of time and/or as used for donor specified purposes. Other donor-imposed restrictions are perpetual in nature, where the donor stipulates those resources be maintained in perpetuity and the income from such investments is available for general or specific use.

The Foundation follows authoritative guidance issued by the Financial Accounting Standards Board (FASB) which established the Accounting Standards Codification (ASC) as the single source of authoritative accounting principles generally accepted in the United States of America.

***Cash Equivalents*** – For purposes of the statement of financial position, the Foundation considers unrestricted funds (assets without donor restrictions) to be highly liquid investments and cash or cash equivalent. Permanently restricted funds (net assets with donor restrictions) are not considered cash or cash equivalents and are classified in a separate marketable securities account.

***Investments*** – Investments in marketable securities with readily determinable fair values and all investments in debt securities are reported at their fair values in the balance sheet.

***Concentrations of Credit Risk*** – Financial instruments which potentially subject the Foundation to concentrations of credit risk consist of cash and temporary investments and investment securities.

The Foundation maintains its cash and cash equivalents with national financial institutions, the balances at times may exceed federally insured limits.

The Foundation has significant investments in equity securities and is, therefore, subject to concentrations of credit risk. Investments are managed by investment advisors who are supervised by the Directors. The investment advisors are required to manage the Foundation’s investments in accordance with its investment

**Cuyahoga County Public Library**  
*Notes to the Basic Financial Statements*  
*For the Year Ended December 31, 2022*

policy. The investment policy contains investment criteria that the Foundation believes should reduce, to an extent, the potential for significant concentrations of credit risk. Though the fair value of investments is subject to fluctuations on a year-to-year basis, the Directors believe that the investment policy is prudent for the long-term welfare of the Foundation.

***Cash and Cash Equivalents***

Cash and cash equivalents consisted of the following at December 31, 2022:

Unrestricted-available for operating expenses	\$621,664
---	-----------

***Marketable Securities***

During 2022, the Foundation invested in various mutual funds with a fair value of \$6,789,403 using Level 1 inputs. The Foundation categorizes its fair value measurements within the fair value hierarchy established by generally accepted accounting principles. The hierarchy is based on the valuation inputs used to measure the fair value of the asset. Level 1 inputs are quoted prices in active markets for identical assets.

The following schedule summarizes investment return for the year ended December 31, 2022:

	Unrestricted	Restricted	Total
Interest and dividends	\$136,455	\$14,180	\$150,635
Net realized and unrealized gains	(1,062,540)	(130,425)	(1,192,965)
Total	(\$926,085)	(\$116,245)	(\$1,042,330)

***Related Party Transactions***

During 2022, the Foundation provided \$255,706 in grant monies to the Cuyahoga County Public Library.

***Underwater Endowment***

From time to time, the fair value of assets associated with donor-restricted funds may fall below the level that the donor or the Uniform State Prudent Management of Institutional Funds Act (UPMIFA) requires the organization to retain as a fund of perpetual duration.

A deficiency of this nature exists in the donor-restricted fund, which has an original gift value of \$750,000, a current fair value of \$635,124, and a deficiency of \$114,876 as of December 31, 2022.

This deficiency resulted from unfavorable market fluctuations that occurred during 2022 after the appropriation for the Writers Center Stage series that was deemed prudent by the board of trustees.

---

## Required Supplementary Information

---

**Cuyahoga County Public Library, Ohio**  
*Required Supplementary Information*  
*Schedule of the Library's Proportionate Share of the*  
*Net Pension Liability*  
*Ohio Public Employees Retirement System - Traditional Plan*  
*Last Nine Years (1)*

	2022	2021	2020	2019
Library's Proportion of the Net Pension Liability	0.185211%	0.170721%	0.197434%	0.202774%
Library's Proportionate Share of the Net Pension Liability	\$16,114,107	\$25,280,064	\$39,024,169	\$55,535,687
Library's Covered Payroll	\$26,875,936	\$24,044,957	\$27,779,271	\$27,388,564
Library's Proportionate Share of the Net Pension Liability as a Percentage of its Covered Payroll	59.96%	105.14%	140.48%	202.77%
Plan Fiduciary Net Position as a Percentage of the Total Pension Liability	92.62%	86.88%	82.17%	74.70%

(1) Although this schedule is intended to reflect information for ten years, information prior to 2014 is not available. An additional column will be added each year.

Amounts presented for each year were determined as of the Library's measurement date which is the prior year end.

See accompanying notes to the required supplementary information

2018	2017	2016	2015	2014
0.202079%	0.212769%	0.212802%	0.219106%	0.219106%
\$31,702,277	\$48,316,220	\$36,859,990	\$26,426,632	\$25,829,743
\$26,696,023	\$27,505,692	\$26,483,258	\$26,862,533	\$28,246,227
118.75%	175.66%	139.18%	98.38%	91.44%
84.66%	77.25%	81.08%	86.45%	86.36%

**Cuyahoga County Public Library, Ohio**  
*Required Supplementary Information*  
*Schedule of the Library's Proportionate Share of the*  
*Net Pension Asset*  
*Ohio Public Employees Retirement System - Combined Plan*  
*Last Five Years (1)*

	2022	2021	2020
Library's Proportion of the Net Pension Asset	0.118266%	0.089908%	0.105417%
Library's Proportionate Share of the Net Pension Asset	\$465,975	\$259,531	\$219,820
Library's Covered Payroll	\$539,171	\$396,221	\$469,264
Library's Proportionate Share of the Net Pension Asset as a Percentage of its Covered Payroll	-86.42%	-65.50%	-46.84%
Plan Fiduciary Net Position as a Percentage of the Total Pension Liability	169.88%	157.67%	145.28%

(1) Amounts for the combined plan are not presented prior to 2018 as the Library's participation in this plan was considered immaterial in previous years.

Amounts presented for each year were determined as of the Library's measurement date which is the prior year end.

See accompanying notes to the required supplementary information

2019	2018
0.122477%	0.128695%
\$136,957	\$175,195
\$523,821	\$526,131
-26.15%	-33.30%
126.64%	137.28%



**Cuyahoga County Public Library, Ohio**  
*Required Supplementary Information*  
*Schedule of the Library's Proportionate Share of the*  
*Net OPEB (Asset) Liability*  
*Ohio Public Employees Retirement System*  
*Last Six Years (1)*

	2022	2021	2020
Library's Proportion of the Net OPEB (Asset) Liability	0.184010%	0.168512%	0.195130%
Library's Proportionate Share of the Net OPEB (Asset) Liability	(\$5,763,475)	(\$3,002,176)	\$26,952,522
Library's Covered Payroll	\$28,683,832	\$25,484,803	\$29,479,910
Library's Proportionate Share of the Net OPEB (Asset) Liability as a Percentage of its Covered Payroll	-20.09%	-11.78%	91.43%
Plan Fiduciary Net Position as a Percentage of the Total OPEB Liability	128.23%	115.57%	47.80%

(1) Although this schedule is intended to reflect information for ten years, information prior to 2017 is not available. An additional column will be added each year.

Amounts presented for each year were determined as of the Library's measurement date which is the prior year end.

See accompanying notes to the required supplementary information

2019	2018	2017
0.200431%	0.199850%	0.210590%
\$26,131,471	\$21,702,238	\$21,270,305
\$29,071,935	\$28,297,229	\$28,650,700
89.89%	76.69%	74.24%
46.33%	54.14%	54.04%

**Cuyahoga County Public Library, Ohio**  
*Required Supplementary Information*  
*Schedule of the Library's Contributions*  
*Ohio Public Employees Retirement System*  
*Last Ten Years (1)*

	2022	2021	2020	2019
<b>Net Pension Liability - Traditional Plan</b>				
Contractually Required Contribution	\$4,053,300	\$3,762,631	\$3,366,294	\$3,889,098
Contributions in Relation to the Contractually Required Contribution	<u>(4,053,300)</u>	<u>(3,762,631)</u>	<u>(3,366,294)</u>	<u>(3,889,098)</u>
Contribution Deficiency (Excess)	<u>\$0</u>	<u>\$0</u>	<u>\$0</u>	<u>\$0</u>
Library Covered Payroll	\$28,952,143	\$26,875,936	\$24,044,957	\$27,779,271
Pension Contributions as a Percentage of Covered Payroll	<u>14.00%</u>	<u>14.00%</u>	<u>14.00%</u>	<u>14.00%</u>
<b>Net Pension Liability - Combined Plan</b>				
Contractually Required Contribution	\$67,101	\$75,484	\$55,471	\$65,697
Contributions in Relation to the Contractually Required Contribution	<u>(67,101)</u>	<u>(75,484)</u>	<u>(55,471)</u>	<u>(65,697)</u>
Contribution Deficiency (Excess)	<u>\$0</u>	<u>\$0</u>	<u>\$0</u>	<u>\$0</u>
Library Covered Payroll	\$479,293	\$539,171	\$396,221	\$469,264
Pension Contributions as a Percentage of Covered Payroll	<u>14.00%</u>	<u>14.00%</u>	<u>14.00%</u>	<u>14.00%</u>
<b>Net OPEB Liability - OPEB Plan (1)</b>				
Contractually Required Contribution	\$46,671	\$50,749	\$41,745	\$49,255
Contributions in Relation to the Contractually Required Contribution	<u>(46,671)</u>	<u>(50,749)</u>	<u>(41,745)</u>	<u>(49,255)</u>
Contribution Deficiency (Excess)	<u>\$0</u>	<u>\$0</u>	<u>\$0</u>	<u>\$0</u>
Library Covered Payroll (2)	\$30,598,211	\$28,683,832	\$25,484,803	\$29,479,910
OPEB Contributions as a Percentage of Covered Payroll	<u>0.15%</u>	<u>0.18%</u>	<u>0.16%</u>	<u>0.17%</u>

(1) Beginning in 2016, OPERS used one trust fund as the funding vehicle for all health care plans; therefore, information prior to 2016 is not presented.

(2) The OPEB plan includes the members from the traditional plan, the combined plan and the member directed plan. The member directed pension plan is a defined contribution pension plan; therefore, the pension side is not included above.

See accompanying notes to the required supplementary information

2018	2017	2016	2015	2014	2013
\$3,834,399	\$3,470,483	\$3,300,683	\$3,177,991	\$3,223,504	\$3,672,010
<u>(3,834,399)</u>	<u>(3,470,483)</u>	<u>(3,300,683)</u>	<u>(3,177,991)</u>	<u>(3,223,504)</u>	<u>(3,672,010)</u>
<u>\$0</u>	<u>\$0</u>	<u>\$0</u>	<u>\$0</u>	<u>\$0</u>	<u>\$0</u>
\$27,388,564	\$26,696,023	\$27,505,692	\$26,483,258	\$26,862,533	\$28,246,227
<u>14.00%</u>	<u>13.00%</u>	<u>12.00%</u>	<u>12.00%</u>	<u>12.00%</u>	<u>13.00%</u>
\$73,335	\$68,397	\$68,701	\$63,277	\$60,606	\$66,021
<u>(73,335)</u>	<u>(68,397)</u>	<u>(68,701)</u>	<u>(63,277)</u>	<u>(60,606)</u>	<u>(66,021)</u>
<u>\$0</u>	<u>\$0</u>	<u>\$0</u>	<u>\$0</u>	<u>\$0</u>	<u>\$0</u>
\$523,821	\$526,131	\$572,508	\$527,308	\$505,050	\$507,854
<u>14.00%</u>	<u>13.00%</u>	<u>12.00%</u>	<u>12.00%</u>	<u>12.00%</u>	<u>13.00%</u>
\$46,382	\$315,224	\$584,464			
<u>(46,382)</u>	<u>(315,224)</u>	<u>(584,464)</u>			
<u>\$0</u>	<u>\$0</u>	<u>\$0</u>			
\$29,071,935	\$28,297,229	\$28,650,700			
<u>0.16%</u>	<u>1.11%</u>	<u>2.04%</u>			

**Cuyahoga County Public Library**  
*Notes to the Required Supplementary Information*  
*For the Year Ended December 31, 2022*

**Changes in Assumptions – OPERS Pension– Traditional Plan**

Amounts reported beginning in 2022 incorporate changes in assumptions used by OPERS in calculating the total pension liability in the latest actuarial valuation. These new assumptions compared with those used in prior years are presented below:

	2022	2019	2018 and 2017	2016 and prior
Wage Inflation	2.75 percent	3.25 percent	3.25 percent	3.75 percent
Future Salary Increases	2.75 to 10.75 percent including wage inflation	3.25 to 10.75 percent including wage inflation	3.25 to 10.75 percent including wage inflation	4.25 to 10.05 percent including wage inflation
COLA or Ad Hoc COLA:				
Pre-January 7, 2013 Retirees	3 percent, simple	3 percent, simple	3 percent, simple	3 percent, simple
Post-January 7, 2013 Retirees	see below	see below	see below	see below
Investment Rate of Return	6.9 percent	7.2 percent	7.5 percent	8 percent
Actuarial Cost Method	Individual Entry Age	Individual Entry Age	Individual Entry Age	Individual Entry Age

The assumptions related to COLA or Ad Hoc COLA for Post-January 7, 2013, Retirees are as follows:

COLA or Ad Hoc COLA, Post-January 7, 2013 Retirees:

2022	3.0 percent, simple through 2022 then 2.05 percent, simple
2021	0.5 percent, simple through 2021 then 2.15 percent, simple
2020	1.4 percent, simple through 2020 then 2.15 percent, simple
2017 through 2019	3.0 percent, simple through 2018 then 2.15 percent, simple
2016 and prior	3.0 percent, simple through 2018 then 2.80 percent, simple 5.50 to 5.00 percent

Amounts reported beginning in 2022 use pre-retirement mortality rates based on 130 percent of the Pub-2010 General Employee Mortality tables (males and females) for State and Local Government divisions and 170 percent of the Pub-2010 Safety Employee Mortality tables (males and females) for the Public Safety and Law Enforcement divisions. Post-retirement mortality rates are based on 115 percent of the PubG-2010 Retiree Mortality Tables (males and females) for all divisions. Post-retirement mortality rates for disabled retirees are based on the PubNS-2010 Disabled Retiree Mortality Tables (males and females) for all divisions. For all the previously described tables, the base year is 2010 and mortality rates for a particular calendar year are determined by applying the MP-2020 mortality improvement scales (males and females) to all these tables.

Amounts reported beginning in 2017 use pre-retirement mortality rates are based on the RP-2014 Employees mortality table for males and females, adjusted for mortality improvement back to the observation period base year of 2006. The base year for males and females was then established to be 2015 and 2010, respectively. Post-retirement mortality rates are based on the RP-2014 Healthy Annuitant mortality table for males and females, adjusted for mortality improvement back to the observation period base year of 2006. The base year for males and females was then established to be 2015 and 2010, respectively. Post-retirement mortality rates for disabled retirees are based on the RP-2014 Disabled mortality table for males and females, adjusted for

**Cuyahoga County Public Library**  
*Notes to the Required Supplementary Information*  
For the Year Ended December 31, 2022

mortality improvement back to the observation period base year of 2006. The base year for males and females was then established to be 2015 and 2010, respectively. Mortality rates for a particular calendar year are determined by applying the MP-2015 mortality improvement scale to all of the above described tables.

Amounts reported for 2016 and prior use mortality rates based on the RP-2000 Mortality Table projected 20 years using Projection Scale AA. For males, 105 percent of the combined healthy male mortality rates were used. For females, 100 percent of the combined healthy female mortality rates were used. The mortality rates used in evaluating disability allowances were based on the RP-2000 mortality table with no projections. For males 120 percent of the disabled female mortality rates were used set forward two years. For females, 100 percent of the disabled female mortality rates were used.

**Changes in Assumptions – OPERS Pension – Combined Plan**

	2022	2019	2018
Wage Inflation	2.75 percent	3.25 percent	3.25 percent
Future Salary Increases	2.75 to 8.25 percent including wage inflation	3.25 to 8.25 percent including wage inflation	3.25 to 8.25 percent including wage inflation
COLA or Ad Hoc COLA:			
Pre-January 7, 2013 Retirees	3 percent, simple	3 percent, simple	3 percent, simple
Post-January 7, 2013 Retirees	see below	see below	see below
Investment Rate of Return	6.9 percent	7.2 percent	7.5 percent
Actuarial Cost Method	Individual Entry Age	Individual Entry Age	Individual Entry Age

For 2022, 2021 and 2020, the Combined Plan had the same change in COLA or Ad Hoc COLA for Post-January 2, 2013, retirees as the Traditional Plan.

**Changes in Assumptions – OPERS OPEB**

Wage Inflation:	
2022	2.75 percent
2021 and prior	3.25 percent
Projected Salary Increases (including wage inflation):	
2022	2.75 to 10.75 percent
2021 and prior	3.25 to 10.75 percent
Investment Return Assumption:	
Beginning in 2019	6.00 percent
2018	6.50 percent
Municipal Bond Rate:	
2022	1.84 percent
2021	2.00 percent
2020	2.75 percent
2019	3.71 percent
2018	3.31 percent
Single Discount Rate:	
2022	6.00 percent
2021	6.00 percent
2020	3.16 percent
2019	3.96 percent
2018	3.85 percent

**Cuyahoga County Public Library**  
*Notes to the Required Supplementary Information*  
*For the Year Ended December 31, 2022*

---

Health Care Cost Trend Rate:

2022	5.5 percent, initial 3.5 percent, ultimate in 2034
2021	8.5 percent, initial 3.5 percent, ultimate in 2035
2020	10.5 percent, initial 3.5 percent, ultimate in 2030
2019	10.0 percent, initial 3.25 percent, ultimate in 2029
2018	7.5 percent, initial 3.25 percent, ultimate in 2028

**Changes in Benefit Terms – OPERS OPEB**

On January 15, 2020, the Board approved several changes to the health care plan offered to Medicare and non-Medicare retirees in efforts to decrease costs and increase the solvency of the health care plan. These changes are effective January 1, 2022, and include changes to base allowances and eligibility for Medicare retirees, as well as replacing OPERS-sponsored medical plans for non-Medicare retirees with monthly allowances, similar to the program for Medicare retirees. These changes are reflected in 2021.

# **Combining and Individual Fund Statements and Schedules**



## Combining Statements – Non-major Governmental Funds

### *Non-major Special Revenue Funds*

Special revenue funds are used to account for and report the proceeds of specific revenue sources that are restricted or committed to expenditures for specified purposes other than debt service or capital projects.

***Project Build Fund*** – This fund accounts for and reports grant money from the National Science Foundation restricted for the project build program that will be a series of engineering-focused programs at the Library.

***MyCom Neighborhood Fund*** – This fund accounts for and reports donations from the Neighborhood Leadership Institute restricted for the MyCom Neighborhood Youth Development Plan.

***WVH Garden Fund*** – This fund accounts for and reports contributions from the National Center for Families Learning restricted for the Let’s Learn Together Outside program at the Warrensville Heights Branch.

***Adult Education Services Fund*** – This fund accounts for and reports state and federal grant money restricted for the Adult Education Services Program.

***Family Engagement Fund*** – This fund accounts for and reports contributions restricted for the Family Engagement Program. Formerly referred to as the Baby Club Fund.

***IPAD Lab Fund*** – This fund accounts for and reports contributions from the Ford Motor Company restricted for the IPAD Lab expansion.

***Food and Culinary Literacy Fund*** – This fund accounts for and reports contributions restricted for the culinary literacy program to engage youth and adults in learning through food.

***Hotspot Lending Program Fund*** – This fund accounts for and reports federal grant money restricted to support the hotspot lending program at four branches of the Library.

***Digital Literacy Fund*** – This fund accounts for and reports federal grant money and contributions restricted for a digital literacy program to assist with the digital divide that came to light during COVID.

***Ohio EPA Charging Station Fund*** – This fund accounts for and reports state grant money restricted for two charging stations to be installed at the Warrensville branch.

***Homework Centers Fund*** – This fund accounts for and reports contributions from the Cleveland Foundation restricted to support the centers to assist youth with their homework through tutoring.

***Summer Camps Fund*** – This fund accounts for and reports donations restricted to support the summer day camps for youth.

***Special School Programming Fund*** – This fund accounts for and reports grant money and contributions that are restricted for enrichment and literacy based programming to help youth connect to reading and reach their maximum potential.

***Library Support Fund*** – This fund accounts for and reports restricted donations and gifts that are given to the individual branches and several divisions within administration designated by the contributors. The money can be spent at the discretion of the branch or division which receives the money.

***Branch Support Fund*** – This fund accounts for and reports restricted donations and gifts that are given to the individual branches for a specific purpose designated by the contributors.

## **Combining Statements – Non-major Governmental Funds (continued)**

### ***Non-major Debt Service Fund***

The debt service fund is used to account for and report financial resources that are restricted, committed or assigned to expenditures for principal and interest.

***Debt Service Fund*** – This fund accounts for and reports the accumulation of resources restricted for the payment of general long-term debt principal, interest and related costs.

### ***Non-major Permanent Fund***

The Permanent fund is used to account for and report resources received that are legally restricted to the extent that only earnings, and not principal, may be used for purposes that support the Library's programs, that is, for the benefit of the Library.

***Levenson Memorial Fund*** – This fund accounts for and reports contributions from an estate. This principal amount must remain intact, with the interest earned restricted for children's library activities at the discretion of the Gates Mills branch supervisors.

**Cuyahoga County Public Library**  
*Combining Balance Sheet*  
*Nonmajor Governmental Funds*  
*December 31, 2022*

	Nonmajor Special Revenue Funds	Nonmajor Debt Service Fund	Nonmajor Permanent Fund	Total Nonmajor Governmental Funds
<b>Assets</b>				
Equity in Pooled Cash and Cash Equivalents	\$2,194,973	\$30,870	\$5,756	\$2,231,599
Receivables:				
Accounts	60,959	0	0	60,959
Intergovernmental	179,611	0	0	179,611
Prepaid Items	12,779	0	0	12,779
<i>Total Assets</i>	<u>\$2,448,322</u>	<u>\$30,870</u>	<u>\$5,756</u>	<u>\$2,484,948</u>
<b>Liabilities</b>				
Accounts Payable	\$16,407	\$0	\$0	\$16,407
Interfund Payable	45,541	0	0	45,541
<i>Total Liabilities</i>	<u>61,948</u>	<u>0</u>	<u>0</u>	<u>61,948</u>
<b>Deferred Inflows of Resources</b>				
Unavailable Revenue	5,277	0	0	5,277
<b>Fund Balances</b>				
Nonspendable	12,779	0	4,919	17,698
Restricted	2,406,882	30,870	837	2,438,589
Unassigned (Deficit)	(38,564)	0	0	(38,564)
<i>Total Fund Balances</i>	<u>2,381,097</u>	<u>30,870</u>	<u>5,756</u>	<u>2,417,723</u>
<i>Total Liabilities, Deferred Inflows of Resources and Fund Balances</i>	<u>\$2,448,322</u>	<u>\$30,870</u>	<u>\$5,756</u>	<u>\$2,484,948</u>

**Cuyahoga County Public Library**  
*Combining Statement of Revenues, Expenditures and Changes in Fund Balances*  
*Nonmajor Governmental Funds*  
*For the Year Ended December 31, 2022*

	Nonmajor Special Revenue Funds	Nonmajor Debt Service Fund	Nonmajor Permanent Fund	Total Nonmajor Governmental Funds
<b>Revenues</b>				
Intergovernmental	\$1,350,799	\$0	\$0	\$1,350,799
Investment Earnings/Interest	23,494	31,368	114	54,976
Contributions, Gifts and Donations	1,057,534	0	0	1,057,534
Refunds and Reimbursements	17,402	0	0	17,402
<i>Total Revenues</i>	<u>2,449,229</u>	<u>31,368</u>	<u>114</u>	<u>2,480,711</u>
<b>Expenditures</b>				
Current:				
Library Services:				
Public Service and Programs	2,619,870	0	1,123	2,620,993
Capital Outlay	77,097	0	0	77,097
Debt Service:				
Principal Retirement	0	3,475,000	0	3,475,000
Interest and Fiscal Charges	0	1,023,250	0	1,023,250
<i>Total Expenditures</i>	<u>2,696,967</u>	<u>4,498,250</u>	<u>1,123</u>	<u>7,196,340</u>
<i>Excess of Revenues Over (Under) Expenditures</i>	<u>(247,738)</u>	<u>(4,466,882)</u>	<u>(1,009)</u>	<u>(4,715,629)</u>
<b>Other Financing Sources (Uses)</b>				
Transfers In	338,256	4,449,856	0	4,788,112
Transfers Out	(395,900)	0	0	(395,900)
<i>Total Other Financing Sources (Uses)</i>	<u>(57,644)</u>	<u>4,449,856</u>	<u>0</u>	<u>4,392,212</u>
<i>Net Change in Fund Balances</i>	(305,382)	(17,026)	(1,009)	(323,417)
<i>Fund Balances Beginning of Year</i>	<u>2,686,479</u>	<u>47,896</u>	<u>6,765</u>	<u>2,741,140</u>
<i>Fund Balances End of Year</i>	<u><u>\$2,381,097</u></u>	<u><u>\$30,870</u></u>	<u><u>\$5,756</u></u>	<u><u>\$2,417,723</u></u>

**Cuyahoga County Public Library**  
*Combining Balance Sheet*  
*Nonmajor Special Revenue Funds*  
*December 31, 2022*

	Project Build	MyCom Neighborhood	WVH Garden	Adult Education Services
<b>Assets</b>				
Equity in Pooled Cash and Cash Equivalents	\$25,624	\$1,155	\$1,076	\$339,510
Receivables:				
Accounts	0	0	0	4,594
Intergovernmental	0	0	0	179,611
Prepaid Items	0	0	0	267
<i>Total Assets</i>	<u>\$25,624</u>	<u>\$1,155</u>	<u>\$1,076</u>	<u>\$523,982</u>
<b>Liabilities</b>				
Accounts Payable	\$0	\$0	\$0	\$3,400
Interfund Payable	0	0	0	0
<i>Total Liabilities</i>	<u>0</u>	<u>0</u>	<u>0</u>	<u>3,400</u>
<b>Deferred Inflows of Resources</b>				
Unavailable Revenue	0	0	0	5,277
<b>Fund Balances</b>				
Nonspendable	0	0	0	267
Restricted	25,624	1,155	1,076	515,038
Unassigned (Deficit)	0	0	0	0
<i>Total Fund Balances (Deficit)</i>	<u>25,624</u>	<u>1,155</u>	<u>1,076</u>	<u>515,305</u>
<i>Total Liabilities, Deferred Inflows of Resources and Fund Balances</i>	<u>\$25,624</u>	<u>\$1,155</u>	<u>\$1,076</u>	<u>\$523,982</u>

<u>Family Engagement</u>	<u>Food &amp; Culinary Literacy</u>	<u>Hotspot Lending Program</u>	<u>Digital Literacy</u>	<u>Homework Centers</u>	<u>Summer Camps</u>
\$36,914	\$32,001	\$10,170	\$101,808	\$500	\$61,068
36,081	0	0	0	0	0
0	0	0	0	0	0
0	0	0	9,203	2,144	0
<u>\$72,995</u>	<u>\$32,001</u>	<u>\$10,170</u>	<u>\$111,011</u>	<u>\$2,644</u>	<u>\$61,068</u>
\$1,930	\$0	\$10,000	\$0	\$0	\$0
0	0	20,000	0	19,234	0
<u>1,930</u>	<u>0</u>	<u>30,000</u>	<u>0</u>	<u>19,234</u>	<u>0</u>
<u>0</u>	<u>0</u>	<u>0</u>	<u>0</u>	<u>0</u>	<u>0</u>
0	0	0	9,203	2,144	0
71,065	32,001	0	101,808	0	61,068
0	0	(19,830)	0	(18,734)	0
<u>71,065</u>	<u>32,001</u>	<u>(19,830)</u>	<u>111,011</u>	<u>(16,590)</u>	<u>61,068</u>
<u>\$72,995</u>	<u>\$32,001</u>	<u>\$10,170</u>	<u>\$111,011</u>	<u>\$2,644</u>	<u>\$61,068</u>

(continued)

**Cuyahoga County Public Library**  
*Combining Balance Sheet*  
*Nonmajor Special Revenue Funds (continued)*  
*December 31, 2022*

	Special School Programming	Library Support	Branch Support	Total Nonmajor Special Revenue Funds
<b>Assets</b>				
Equity in Pooled Cash and Cash Equivalents	\$0	\$271,514	\$1,313,633	\$2,194,973
Receivables:				
Accounts	15,840	2,487	1,957	60,959
Intergovernmental	0	0	0	179,611
Prepaid Items	1,165	0	0	12,779
<i>Total Assets</i>	<u>\$17,005</u>	<u>\$274,001</u>	<u>\$1,315,590</u>	<u>\$2,448,322</u>
<b>Liabilities</b>				
Accounts Payable	\$0	\$1,077	\$0	\$16,407
Interfund Payable	6,307	0	0	45,541
<i>Total Liabilities</i>	<u>6,307</u>	<u>1,077</u>	<u>0</u>	<u>61,948</u>
<b>Deferred Inflows of Resources</b>				
Unavailable Revenue	0	0	0	5,277
<b>Fund Balances</b>				
Nonspendable	1,165	0	0	12,779
Restricted	9,533	272,924	1,315,590	2,406,882
Unassigned (Deficit)	0	0	0	(38,564)
<i>Total Fund Balances (Deficit)</i>	<u>10,698</u>	<u>272,924</u>	<u>1,315,590</u>	<u>2,381,097</u>
<i>Total Liabilities, Deferred Inflows of Resources and Fund Balances</i>	<u>\$17,005</u>	<u>\$274,001</u>	<u>\$1,315,590</u>	<u>\$2,448,322</u>

*This Page Intentionally Left Blank.*



**Cuyahoga County Public Library**  
*Combining Statement of Revenues, Expenditures and Changes in Fund Balances*  
*Nonmajor Special Revenue Funds*  
*For the Year Ended December 31, 2022*

	Project Build	MyCom Neighborhood	WVH Garden	Adult Education Services
<b>Revenues</b>				
Intergovernmental	\$0	\$0	\$0	\$1,106,129
Investment Earnings/Interest	0	0	0	1,358
Contributions, Gifts and Donations	0	0	2,000	310,779
Refunds and Reimbursements	0	0	0	0
<i>Total Revenues</i>	<u>0</u>	<u>0</u>	<u>2,000</u>	<u>1,418,266</u>
<b>Expenditures</b>				
Current:				
Library Services:				
Public Service and Programs	14,990	77,062	1,971	1,596,323
Capital Outlay	0	1,290	0	5,557
<i>Total Expenditures</i>	<u>14,990</u>	<u>78,352</u>	<u>1,971</u>	<u>1,601,880</u>
<i>Excess of Revenues Over (Under) Expenditures</i>	<u>(14,990)</u>	<u>(78,352)</u>	<u>29</u>	<u>(183,614)</u>
<b>Other Financing Sources (Uses)</b>				
Transfers In	0	32,500	0	250,523
Transfers Out	0	0	0	0
<i>Total Other Financing Sources (Uses)</i>	<u>0</u>	<u>32,500</u>	<u>0</u>	<u>250,523</u>
<i>Net Change in Fund Balances</i>	(14,990)	(45,852)	29	66,909
<i>Fund Balances (Deficit) Beginning of Year</i>	<u>40,614</u>	<u>47,007</u>	<u>1,047</u>	<u>448,396</u>
<i>Fund Balances (Deficit) End of Year</i>	<u><u>\$25,624</u></u>	<u><u>\$1,155</u></u>	<u><u>\$1,076</u></u>	<u><u>\$515,305</u></u>

Family Engagement	IPAD Lab	Food & Culinary Literacy	Hotspot Lending Program	Digital Literacy	Ohio EPA Charging Station
\$0	\$0	\$0	\$229,670	\$0	\$15,000
0	0	0	0	0	0
142,638	0	0	0	91,000	0
0	0	0	0	0	0
142,638	0	0	229,670	91,000	15,000
167,315	33	1,064	110,586	167,591	0
0	0	0	0	45,875	0
167,315	33	1,064	110,586	213,466	0
(24,677)	(33)	(1,064)	119,084	(122,466)	15,000
8,742	0	0	5,500	0	11,806
0	0	0	0	0	0
8,742	0	0	5,500	0	11,806
(15,935)	(33)	(1,064)	124,584	(122,466)	26,806
87,000	33	33,065	(144,414)	233,477	(26,806)
\$71,065	\$0	\$32,001	(\$19,830)	\$111,011	\$0

(continued)

**Cuyahoga County Public Library**  
*Combining Statement of Revenues, Expenditures and Changes in Fund Balances*  
*Nonmajor Special Revenue Funds (continued)*  
*For the Year Ended December 31, 2022*

	Homework Centers	Summer Camps	Special School Programming	Library Support
<b>Revenues</b>				
Intergovernmental	\$0	\$0	\$0	\$0
Investment Earnings/Interest	0	0	0	0
Contributions, Gifts and Donations	182,493	98,946	95,614	85,841
Refunds and Reimbursements	0	0	0	17,402
<i>Total Revenues</i>	<u>182,493</u>	<u>98,946</u>	<u>95,614</u>	<u>103,243</u>
<b>Expenditures</b>				
Current:				
Library Services:				
Public Service and Programs	202,158	37,878	192,052	50,847
Capital Outlay	0	0	1,499	22,876
<i>Total Expenditures</i>	<u>202,158</u>	<u>37,878</u>	<u>193,551</u>	<u>73,723</u>
<i>Excess of Revenues Over (Under) Expenditures</i>	<u>(19,665)</u>	<u>61,068</u>	<u>(97,937)</u>	<u>29,520</u>
<b>Other Financing Sources (Uses)</b>				
Transfers In	0	0	29,147	38
Transfers Out	(1,828)	0	(3,742)	(251,347)
<i>Total Other Financing Sources (Uses)</i>	<u>(1,828)</u>	<u>0</u>	<u>25,405</u>	<u>(251,309)</u>
<i>Net Change in Fund Balances</i>	(21,493)	61,068	(72,532)	(221,789)
<i>Fund Balances Beginning of Year</i>	<u>4,903</u>	<u>0</u>	<u>83,230</u>	<u>494,713</u>
<i>Fund Balances (Deficit) End of Year</i>	<u><u>(\$16,590)</u></u>	<u><u>\$61,068</u></u>	<u><u>\$10,698</u></u>	<u><u>\$272,924</u></u>

Branch Support	Total Nonmajor Special Revenue Funds
\$0	\$1,350,799
22,136	23,494
48,223	1,057,534
0	17,402
<u>70,359</u>	<u>2,449,229</u>
0	2,619,870
<u>0</u>	<u>77,097</u>
<u>0</u>	<u>2,696,967</u>
<u>70,359</u>	<u>(247,738)</u>
0	338,256
<u>(138,983)</u>	<u>(395,900)</u>
<u>(138,983)</u>	<u>(57,644)</u>
(68,624)	(305,382)
<u>1,384,214</u>	<u>2,686,479</u>
<u>\$1,315,590</u>	<u>\$2,381,097</u>

## **Fiduciary Fund**

Custodial Funds are used to report fiduciary activities that are not required to be reported in a trust fund. These funds do not account for the Library's own source revenue. The following is a description of the Library's custodial funds:

### ***Custodial Funds***

***Friends Book Sale Fund*** – This fund accounts for the collection and distribution of donations from the book sales within each library for the benefit of the Friends of the Cuyahoga County Public Library. When the donations are collected, no further action is needed to release the assets to the beneficiary.

***Union Candy Money Fund*** – This fund accounts for the collection and distribution of donations from the union candy fundraisers for the benefit of the union. When the donations are collected, no further action is needed to release the assets to the beneficiary.

***United Way and Community Shares Fund*** – This fund accounts for the donations received from the United Way and Community Shares Charitable campaign for the benefit of these two charities. When the donations are collected, no further action is needed to release the assets to the beneficiary.

**Cuyahoga County Public Library**  
*Combining Statement of Fiduciary Net Position*  
*Custodial Funds*  
*December 31, 2022*

	Friends Book Sale	Union Candy Money	United Way and Community Shares	Total Custodial Funds
<b>Assets</b>				
Equity in Pooled Cash and Cash Equivalents	\$10,397	\$4,149	\$0	\$14,546
Cash and Cash Equivalents in Segregated Accounts	0	0	970	970
<i>Total Assets</i>	10,397	4,149	970	15,516
<b>Liabilities</b>				
Due to Other Organizations	10,397	4,149	970	15,516
<b>Net Position</b>				
Restricted for:				
Individuals and Other Governments	\$0	\$0	\$0	\$0

**Cuyahoga County Public Library**  
*Combining Statement of Changes in Fiduciary Net Position*  
*Custodial Funds*  
*For the Year Ended December 31, 2022*

	Friends Book Sale	Union Candy Money	United Way and Community Shares	Total Custodial Funds
<b>Additions</b>				
Contributions for Other Organizations	\$0	\$0	\$1,206	\$1,206
Fundraiser Sales for Other Organizations	<u>134,516</u>	<u>56,228</u>	<u>0</u>	<u>190,744</u>
<i>Total Additions</i>	134,516	56,228	1,206	191,950
<b>Deductions</b>				
Distributions to Other Organizations	<u>134,516</u>	<u>56,228</u>	<u>1,206</u>	<u>191,950</u>
<i>Change in Fiduciary Net Position</i>	0	0	0	0
<i>Net Position Beginning of Year</i>	<u>0</u>	<u>0</u>	<u>0</u>	<u>0</u>
<i>Net Position End of Year</i>	<u><u>\$0</u></u>	<u><u>\$0</u></u>	<u><u>\$0</u></u>	<u><u>\$0</u></u>

**Individual Fund Schedules of Revenues, Expenditures  
and Changes in Fund Balance –  
Budget (Non-GAAP Basis) and Actual**



**Cuyahoga County Public Library**  
*Schedule of Revenues, Expenditures and Changes*  
*in Fund Balance - Budget (Non-GAAP Basis) and Actual*  
*General Fund*  
*For the Year Ended December 31, 2022*

	Budgeted Amounts		Actual	Variance with Final Budget
	Original	Final		
<b>Revenues</b>				
Property Taxes	\$58,147,036	\$58,211,926	\$58,211,919	(\$7)
Patron Fines and Fees	525,000	836,395	903,319	66,924
Intergovernmental	27,726,855	31,116,775	31,116,768	(7)
Investment Earnings/Interest	20,050	271,545	332,683	61,138
Contributions, Gifts and Donations	45,000	1,160	150,572	149,412
Rentals	23,110	23,110	21,180	(1,930)
Refunds and Reimbursements	263,370	233,595	233,594	(1)
Miscellaneous	99,520	103,655	144,034	40,379
<i>Total Revenues</i>	<u>86,849,941</u>	<u>90,798,161</u>	<u>91,114,069</u>	<u>315,908</u>
<b>Expenditures</b>				
Current:				
Library Services:				
Public Service and Programs				
Salaries and Wages	21,981,613	21,932,533	21,932,154	379
Fringe Benefits	3,407,821	3,325,778	3,325,542	236
Purchased Services	2,005,275	1,541,465	1,541,040	425
Materials and Supplies	10,757,365	10,809,595	10,783,323	26,272
Other	9,590	15,405	15,379	26
Total Public Service and Programs	<u>38,161,664</u>	<u>37,624,776</u>	<u>37,597,438</u>	<u>27,338</u>
Collection Development and Processing				
Salaries and Wages	1,511,665	1,507,405	1,507,382	23
Fringe Benefits	235,043	230,768	230,734	34
Purchased Services	9,210	280,945	280,937	8
Materials and Supplies	148,462	89,537	89,527	10
Other	730	795	793	2
Total Collection Development and Processing	<u>1,905,110</u>	<u>2,109,450</u>	<u>2,109,373</u>	<u>77</u>
Total Library Services	<u>40,066,774</u>	<u>39,734,226</u>	<u>39,706,811</u>	<u>27,415</u>
Support Services:				
Facilities Operations and Maintenance				
Salaries and Wages	1,783,715	1,890,005	1,889,982	23
Fringe Benefits	276,935	288,695	288,659	36
Purchased Services	7,815,325	7,537,240	7,537,152	88
Materials and Supplies	570,714	524,519	524,486	33
Other	1,200	685	682	3
Total Facilities Operations and Maintenance	<u>\$10,447,889</u>	<u>\$10,241,144</u>	<u>\$10,240,961</u>	<u>\$183</u>

(continued)

**Cuyahoga County Public Library**  
*Schedule of Revenues, Expenditures and Changes*  
*in Fund Balance - Budget (Non-GAAP Basis) and Actual*  
*General Fund (continued)*  
*For the Year Ended December 31, 2022*

	Budgeted Amounts		Actual	Variance with Final Budget
	Original	Final		
Business Administration				
Salaries and Wages	\$4,223,007	\$4,010,397	\$4,010,332	\$65
Fringe Benefits	8,210,201	6,877,076	6,876,963	113
Purchased Services	6,326,302	6,697,297	6,697,125	172
Materials and Supplies	501,936	473,391	473,332	59
Other	327,606	88,565	88,540	25
Total Business Administration	<u>19,589,052</u>	<u>18,146,726</u>	<u>18,146,292</u>	<u>434</u>
Total Support Services	<u>30,036,941</u>	<u>28,387,870</u>	<u>28,387,253</u>	<u>617</u>
Capital Outlay				
Building Improvements	5,005,500	267,915	267,912	3
Furniture and Equipment	2,264,428	2,426,523	2,426,493	30
Artwork	0	13,450	13,450	0
Software	457,275	59,235	59,229	6
Motor Vehicles	89,087	101,792	101,791	1
Total Capital Outlay	<u>7,816,290</u>	<u>2,868,915</u>	<u>2,868,875</u>	<u>40</u>
<i>Total Expenditures</i>	<u>77,920,005</u>	<u>70,991,011</u>	<u>70,962,939</u>	<u>28,072</u>
<i>Excess of Revenues Over (Under) Expenditures</i>	<u>8,929,936</u>	<u>19,807,150</u>	<u>20,151,130</u>	<u>343,980</u>
<b>Other Financing Sources (Uses)</b>				
Sale of Capital Assets	37,000	21,435	21,433	(2)
Advances In	0	0	146,396	146,396
Advances Out	0	(45,545)	(45,541)	4
Transfers In	0	49,345	33,228	(16,117)
Transfers Out	(12,600,000)	(23,483,449)	(23,457,071)	26,378
<i>Total Other Financing Sources (Uses)</i>	<u>(12,563,000)</u>	<u>(23,458,214)</u>	<u>(23,301,555)</u>	<u>156,659</u>
<i>Net Change in Fund Balance</i>	<u>(3,633,064)</u>	<u>(3,651,064)</u>	<u>(3,150,425)</u>	<u>500,639</u>
<i>Fund Balance Beginning of Year</i>	522,741	522,741	522,741	0
Prior Year Encumbrances Appropriated	<u>3,149,864</u>	<u>3,149,864</u>	<u>3,149,864</u>	<u>0</u>
<i>Fund Balance End of Year</i>	<u><u>\$39,541</u></u>	<u><u>\$21,541</u></u>	<u><u>\$522,180</u></u>	<u><u>\$500,639</u></u>

**Cuyahoga County Public Library**  
*Schedule of Revenues, Expenditures and Changes*  
*in Fund Balance - Budget (Non-GAAP Basis) and Actual*  
*Capital Improvement Fund*  
*For the Year Ended December 31, 2022*

	<u>Budgeted Amounts</u>		<u>Actual</u>	<u>Variance with Final Budget</u>
	<u>Original</u>	<u>Final</u>		
<b>Revenues</b>				
Investment Earnings/Interest	\$200,000	\$200,000	\$243,760	\$43,760
Contributions, Gifts and Donations	0	0	239,399	239,399
<i>Total Revenues</i>	<u>200,000</u>	<u>200,000</u>	<u>483,159</u>	<u>283,159</u>
<b>Expenditures</b>				
Current:				
Support Services:				
Facilities Operation and Maintenance				
Purchased Services	797,839	2,097,024	1,396,192	700,832
Materials and Supplies	9,287	43,752	43,752	0
Total Support Services	<u>807,126</u>	<u>2,140,776</u>	<u>1,439,944</u>	<u>700,832</u>
Capital Outlay				
Building	4,983,647	4,922,542	3,319,155	1,603,387
Building Improvements	6,079,370	4,806,825	1,085,235	3,721,590
Furniture and Equipment	1,481,199	1,481,199	514,077	967,122
Total Capital Outlay	<u>12,544,216</u>	<u>11,210,566</u>	<u>4,918,467</u>	<u>6,292,099</u>
<i>Total Expenditures</i>	<u>13,351,342</u>	<u>13,351,342</u>	<u>6,358,411</u>	<u>6,992,931</u>
<i>Excess of Revenues Over (Under) Expenditures</i>	(13,151,342)	(13,151,342)	(5,875,252)	7,276,090
<b>Other Financing Sources (Uses)</b>				
Transfers In	<u>385,000</u>	<u>385,000</u>	<u>19,031,631</u>	<u>18,646,631</u>
<i>Net Change in Fund Balance</i>	(12,766,342)	(12,766,342)	13,156,379	25,922,721
<i>Fund Balance Beginning of Year</i>	30,438,868	30,438,868	30,438,868	0
Prior Year Encumbrances Appropriated	<u>3,351,342</u>	<u>3,351,342</u>	<u>3,351,342</u>	<u>0</u>
<i>Fund Balance End of Year</i>	<u><u>\$21,023,868</u></u>	<u><u>\$21,023,868</u></u>	<u><u>\$46,946,589</u></u>	<u><u>\$25,922,721</u></u>

**Cuyahoga County Public Library**  
*Schedule of Revenues, Expenditures and Changes*  
*in Fund Balance - Budget (Non-GAAP Basis) and Actual*  
*Project Build Fund*  
*For the Year Ended December 31, 2022*

	<u>Budgeted Amounts</u>		<u>Actual</u>	<u>Variance with Final Budget</u>
	<u>Original</u>	<u>Final</u>		
<b>Revenues</b>	\$0	\$0	\$0	\$0
<b>Expenditures</b>				
Current:				
Library Services:				
Public Service and Programs				
Materials and Supplies	<u>40,614</u>	<u>40,614</u>	<u>14,990</u>	<u>25,624</u>
<i>Net Change in Fund Balance</i>	(40,614)	(40,614)	(14,990)	25,624
<i>Fund Balance Beginning of Year</i>	<u>40,614</u>	<u>40,614</u>	<u>40,614</u>	<u>0</u>
<i>Fund Balance End of Year</i>	<u><u>\$0</u></u>	<u><u>\$0</u></u>	<u><u>\$25,624</u></u>	<u><u>\$25,624</u></u>

**Cuyahoga County Public Library**  
*Schedule of Revenues, Expenditures and Changes*  
*in Fund Balance - Budget (Non-GAAP Basis) and Actual*  
*MyCom Neighborhood Fund*  
*For the Year Ended December 31, 2022*

	Budgeted Amounts		Actual	Variance with Final Budget
	Original	Final		
<b>Revenues</b>	\$0	\$0	\$0	\$0
<b>Expenditures</b>				
Current:				
Library Services:				
Public Service and Programs				
Salaries and Wages	69,028	51,398	51,392	6
Fringe Benefits	10,664	9,084	7,940	1,144
Purchased Services	800	12,570	12,570	0
Materials and Supplies	1,015	7,165	7,160	5
Total Library Services	81,507	80,217	79,062	1,155
Capital Outlay				
Furniture and Equipment	0	1,290	1,290	0
<i>Total Expenditures</i>	81,507	81,507	80,352	1,155
<i>Excess of Revenues Over (Under) Expenditures</i>	(81,507)	(81,507)	(80,352)	1,155
<b>Other Financing Sources (Uses)</b>				
Transfers In	32,500	32,500	32,500	0
<i>Net Change in Fund Balance</i>	(49,007)	(49,007)	(47,852)	1,155
<i>Fund Balance Beginning of Year</i>	49,007	49,007	49,007	0
<i>Fund Balance End of Year</i>	\$0	\$0	\$1,155	\$1,155

**Cuyahoga County Public Library**  
*Schedule of Revenues, Expenditures and Changes*  
*in Fund Balance - Budget (Non-GAAP Basis) and Actual*  
*WVH Garden Fund*  
*For the Year Ended December 31, 2022*

	<u>Budgeted Amounts</u>		<u>Actual</u>	<u>Variance with Final Budget</u>
	<u>Original</u>	<u>Final</u>		
<b>Revenues</b>				
Contributions, Gifts and Donations	<u>\$2,000</u>	<u>\$2,000</u>	<u>\$2,000</u>	<u>\$0</u>
<b>Expenditures</b>				
Current:				
Library Services:				
Public Service and Programs				
Purchased Services	1,047	1,617	545	1,072
Materials and Supplies	<u>0</u>	<u>1,430</u>	<u>1,426</u>	<u>4</u>
<i>Total Expenditures</i>	<u>1,047</u>	<u>3,047</u>	<u>1,971</u>	<u>1,076</u>
<i>Net Change in Fund Balance</i>	953	(1,047)	29	1,076
<i>Fund Balance Beginning of Year</i>	<u>1,047</u>	<u>1,047</u>	<u>1,047</u>	<u>0</u>
<i>Fund Balance End of Year</i>	<u><u>\$2,000</u></u>	<u><u>\$0</u></u>	<u><u>\$1,076</u></u>	<u><u>\$1,076</u></u>

**Cuyahoga County Public Library**  
*Schedule of Revenues, Expenditures and Changes*  
*in Fund Balance - Budget (Non-GAAP Basis) and Actual*  
*Adult Education Services Fund*  
*For the Year Ended December 31, 2022*

	Budgeted Amounts		Actual	Variance with Final Budget
	Original	Final		
<b>Revenues</b>				
Intergovernmental	\$761,780	\$1,842,615	\$1,092,800	(\$749,815)
Investment Earnings/Interest	90	1,085	1,358	\$273
Contributions, Gifts and Donations	0	380,555	307,514	(73,041)
<i>Total Revenues</i>	<u>761,870</u>	<u>2,224,255</u>	<u>1,401,672</u>	<u>(822,583)</u>
<b>Expenditures</b>				
Current:				
Library Services:				
Public Service and Programs				
Salaries and Wages	790,450	2,074,367	1,181,807	892,560
Fringe Benefits	177,070	548,500	340,159	208,341
Purchased Services	60,031	117,651	43,757	73,894
Materials and Supplies	10,000	38,703	28,116	10,587
Other	0	445	445	0
Total Library Services	<u>1,037,551</u>	<u>2,779,666</u>	<u>1,594,284</u>	<u>1,185,382</u>
Capital Outlay				
Furniture and Equipment	<u>48,643</u>	<u>23,158</u>	<u>5,557</u>	<u>17,601</u>
<i>Total Expenditures</i>	<u>1,086,194</u>	<u>2,802,824</u>	<u>1,599,841</u>	<u>1,202,983</u>
<i>Excess of Revenues Over (Under) Expenditures</i>	(324,324)	(578,569)	(198,169)	380,400
<b>Other Financing Sources (Uses)</b>				
Transfers In	<u>131,499</u>	<u>366,749</u>	<u>250,523</u>	<u>(116,226)</u>
<i>Net Change in Fund Balance</i>	(192,825)	(211,820)	52,354	264,174
<i>Fund Balance Beginning of Year</i>	<u>287,156</u>	<u>287,156</u>	<u>287,156</u>	<u>0</u>
<i>Fund Balance End of Year</i>	<u><u>\$94,331</u></u>	<u><u>\$75,336</u></u>	<u><u>\$339,510</u></u>	<u><u>\$264,174</u></u>

**Cuyahoga County Public Library**  
*Schedule of Revenues, Expenditures and Changes*  
*in Fund Balance - Budget (Non-GAAP Basis) and Actual*  
*Family Engagement Fund*  
*For the Year Ended December 31, 2022*

	<u>Budgeted Amounts</u>		<u>Actual</u>	<u>Variance with Final Budget</u>
	<u>Original</u>	<u>Final</u>		
<b>Revenues</b>				
Contributions, Gifts and Donations	<u>\$50,000</u>	<u>\$251,405</u>	<u>\$138,557</u>	<u>(\$112,848)</u>
<b>Expenditures</b>				
Current:				
Library Services:				
Public Service and Programs				
Salaries and Wages	0	64,444	46,529	17,915
Fringe Benefits	0	9,956	7,189	2,767
Purchased Services	95,000	202,305	78,795	123,510
Materials and Supplies	<u>15,000</u>	<u>34,700</u>	<u>32,872</u>	<u>1,828</u>
<i>Total Expenditures</i>	<u>110,000</u>	<u>311,405</u>	<u>165,385</u>	<u>146,020</u>
<i>Excess of Revenues Over (Under) Expenditures</i>	(60,000)	(60,000)	(26,828)	33,172
<b>Other Financing Sources (Uses)</b>				
Transfers In	<u>5,000</u>	<u>5,000</u>	<u>8,742</u>	<u>3,742</u>
<i>Net Change in Fund Balance</i>	(55,000)	(55,000)	(18,086)	36,914
<i>Fund Balance Beginning of Year</i>	<u>55,000</u>	<u>55,000</u>	<u>55,000</u>	<u>0</u>
<i>Fund Balance End of Year</i>	<u><u>\$0</u></u>	<u><u>\$0</u></u>	<u><u>\$36,914</u></u>	<u><u>\$36,914</u></u>



**Cuyahoga County Public Library**  
*Schedule of Revenues, Expenditures and Changes*  
*in Fund Balance - Budget (Non-GAAP Basis) and Actual*  
*IPAD Lab Fund*  
*For the Year Ended December 31, 2022*

	Budgeted Amounts			Variance with Final Budget
	Original	Final	Actual	
<b>Revenues</b>	\$0	\$0	\$0	\$0
<b>Expenditures</b>				
Current:				
Library Services:				
Public Service and Programs				
Materials and Supplies	33	33	33	0
<i>Net Change in Fund Balance</i>	(33)	(33)	(33)	0
<i>Fund Balance Beginning of Year</i>	33	33	33	0
<i>Fund Balance End of Year</i>	\$0	\$0	\$0	\$0

**Cuyahoga County Public Library**  
*Schedule of Revenues, Expenditures and Changes*  
*in Fund Balance - Budget (Non-GAAP Basis) and Actual*  
*Food and Culinary Literacy Fund*  
*For the Year Ended December 31, 2022*

	<u>Budgeted Amounts</u>		<u>Actual</u>	<u>Variance with Final Budget</u>
	<u>Original</u>	<u>Final</u>		
<b>Revenues</b>	<u>\$0</u>	<u>\$0</u>	<u>\$0</u>	<u>\$0</u>
<b>Expenditures</b>				
Current:				
Library Services:				
Public Service and Programs				
Purchased Services	33,065	32,000	0	32,000
Materials and Supplies	<u>0</u>	<u>1,065</u>	<u>1,064</u>	<u>1</u>
<i>Total Expenditures</i>	<u>33,065</u>	<u>33,065</u>	<u>1,064</u>	<u>32,001</u>
<i>Net Change in Fund Balance</i>	(33,065)	(33,065)	(1,064)	32,001
<i>Fund Balance Beginning of Year</i>	<u>33,065</u>	<u>33,065</u>	<u>33,065</u>	<u>0</u>
<i>Fund Balance End of Year</i>	<u><u>\$0</u></u>	<u><u>\$0</u></u>	<u><u>\$32,001</u></u>	<u><u>\$32,001</u></u>

**Cuyahoga County Public Library**  
*Schedule of Revenues, Expenditures and Changes*  
*in Fund Balance - Budget (Non-GAAP Basis) and Actual*  
*Hotspot Lending Program Fund*  
*For the Year Ended December 31, 2022*

	Budgeted Amounts		Actual	Variance with Final Budget
	Original	Final		
<b>Revenues</b>				
Intergovernmental	\$245,000	\$245,000	\$229,670	(\$15,330)
<b>Expenditures</b>				
Current:				
Library Services:				
Public Service and Programs				
Purchased Services	109,480	109,480	109,480	0
<i>Excess of Revenues Over (Under) Expenditures</i>	<u>135,520</u>	<u>135,520</u>	<u>120,190</u>	<u>(15,330)</u>
<b>Other Financing Sources (Uses)</b>				
Advance In	0	0	20,000	20,000
Advances Out	(135,520)	(135,520)	(135,520)	0
Transfers In	0	0	5,500	5,500
<i>Total Other Financing Sources (Uses)</i>	<u>(135,520)</u>	<u>(135,520)</u>	<u>(110,020)</u>	<u>25,500</u>
<i>Net Change in Fund Balance</i>	0	0	10,170	10,170
<i>Fund Balance Beginning of Year</i>	<u>0</u>	<u>0</u>	<u>0</u>	<u>0</u>
<i>Fund Balance End of Year</i>	<u><u>\$0</u></u>	<u><u>\$0</u></u>	<u><u>\$10,170</u></u>	<u><u>\$10,170</u></u>

**Cuyahoga County Public Library**  
*Schedule of Revenues, Expenditures and Changes*  
*in Fund Balance - Budget (Non-GAAP Basis) and Actual*  
*Digital Literacy Fund*  
*For the Year Ended December 31, 2022*

	Budgeted Amounts		Actual	Variance with Final Budget
	Original	Final		
<b>Revenues</b>				
Contributions, Gifts and Donations	\$0	\$0	\$91,000	\$91,000
<b>Expenditures</b>				
Current:				
Library Services:				
Public Service and Programs				
Salaries and Wages	68,970	84,600	84,598	2
Fringe Benefits	10,656	13,076	13,071	5
Purchased Services	0	54,125	54,125	0
Materials and Supplies	53,851	35,801	25,000	10,801
Total Library Services	133,477	187,602	176,794	10,808
Capital Outlay				
Motor Vehicles	100,000	45,875	45,875	0
<i>Total Expenditures</i>	<i>233,477</i>	<i>233,477</i>	<i>222,669</i>	<i>10,808</i>
<i>Net Change in Fund Balance</i>	<i>(233,477)</i>	<i>(233,477)</i>	<i>(131,669)</i>	<i>101,808</i>
<i>Fund Balance Beginning of Year</i>	<i>233,477</i>	<i>233,477</i>	<i>233,477</i>	<i>0</i>
<i>Fund Balance End of Year</i>	<i>\$0</i>	<i>\$0</i>	<i>\$101,808</i>	<i>\$101,808</i>

**Cuyahoga County Public Library**  
*Schedule of Revenues, Expenditures and Changes*  
*in Fund Balance - Budget (Non-GAAP Basis) and Actual*  
*Ohio EPA Charging Station Fund*  
*For the Year Ended December 31, 2022*

	Budgeted Amounts		Actual	Variance with Final Budget
	Original	Final		
<b>Revenues</b>				
Intergovernmental	\$15,000	\$15,000	\$15,000	\$0
<b>Expenditures</b>				
Current:				
Library Services:				
Public Service and Programs				
Purchased Services	17,700	17,700	15,930	1,770
<i>Excess of Revenues Over (Under) Expenditures</i>	(2,700)	(2,700)	(930)	1,770
<b>Other Financing Sources (Uses)</b>				
Advances Out	(10,876)	(10,876)	(10,876)	0
Transfers In	13,576	13,576	11,806	(1,770)
<i>Total Other Financing Sources (Uses)</i>	2,700	2,700	930	(1,770)
<i>Net Change in Fund Balance</i>	0	0	0	0
<i>Fund Balance Beginning of Year</i>	0	0	0	0
<i>Fund Balance End of Year</i>	\$0	\$0	\$0	\$0

**Cuyahoga County Public Library**  
*Schedule of Revenues, Expenditures and Changes*  
*in Fund Balance - Budget (Non-GAAP Basis) and Actual*  
*Homework Centers Fund*  
*For the Year Ended December 31, 2022*

	Budgeted Amounts		Actual	Variance with Final Budget
	Original	Final		
<b>Revenues</b>				
Contributions, Gifts and Donations	\$134,596	\$377,316	\$192,493	(\$184,823)
<b>Expenditures</b>				
Current:				
Library Services:				
Public Service and Programs				
Salaries and Wages	104,225	290,725	161,837	128,888
Fringe Benefits	16,100	44,920	25,004	19,916
Purchased Services	8,000	25,810	25,806	4
Materials and Supplies	10,248	18,010	729	17,281
<i>Total Expenditures</i>	<u>138,573</u>	<u>379,465</u>	<u>213,376</u>	<u>166,089</u>
<i>Excess of Revenues Over (Under) Expenditures</i>	<u>(3,977)</u>	<u>(2,149)</u>	<u>(20,883)</u>	<u>(18,734)</u>
<b>Other Financing Sources (Uses)</b>				
Advance In	0	0	19,234	19,234
Transfers Out	0	(1,828)	(1,828)	0
<i>Total Other Financing Sources (Uses)</i>	<u>0</u>	<u>(1,828)</u>	<u>17,406</u>	<u>19,234</u>
<i>Net Change in Fund Balance</i>	(3,977)	(3,977)	(3,477)	500
<i>Fund Balance Beginning of Year</i>	<u>3,977</u>	<u>3,977</u>	<u>3,977</u>	<u>0</u>
<i>Fund Balance End of Year</i>	<u>\$0</u>	<u>\$0</u>	<u>\$500</u>	<u>\$500</u>

**Cuyahoga County Public Library**  
*Schedule of Revenues, Expenditures and Changes*  
*in Fund Balance - Budget (Non-GAAP Basis) and Actual*  
*Summer Camps Fund*  
*For the Year Ended December 31, 2022*

	<u>Budgeted Amounts</u>		<u>Actual</u>	<u>Variance with Final Budget</u>
	<u>Original</u>	<u>Final</u>		
<b>Revenues</b>				
Contributions, Gifts and Donations	<u>\$45,000</u>	<u>\$45,000</u>	<u>\$98,946</u>	<u>\$53,946</u>
<b>Expenditures</b>				
Current:				
Library Services:				
Public Service and Programs				
Purchased Services	13,040	13,040	5,919	7,121
Materials and Supplies	<u>31,960</u>	<u>31,960</u>	<u>31,959</u>	<u>1</u>
<i>Total Expenditures</i>	<u>45,000</u>	<u>45,000</u>	<u>37,878</u>	<u>7,122</u>
<i>Net Change in Fund Balance</i>	0	0	61,068	61,068
<i>Fund Balance Beginning of Year</i>	<u>0</u>	<u>0</u>	<u>0</u>	<u>0</u>
<i>Fund Balance End of Year</i>	<u>\$0</u>	<u>\$0</u>	<u>\$61,068</u>	<u>\$61,068</u>

**Cuyahoga County Public Library**  
*Schedule of Revenues, Expenditures and Changes*  
*in Fund Balance - Budget (Non-GAAP Basis) and Actual*  
*Special School Programming Fund*  
*For the Year Ended December 31, 2022*

	<u>Budgeted Amounts</u>		<u>Actual</u>	<u>Variance with Final Budget</u>
	<u>Original</u>	<u>Final</u>		
<b>Revenues</b>				
Contributions, Gifts and Donations	\$70,382	\$239,873	\$81,774	(\$158,099)
<b>Expenditures</b>				
Current:				
Library Services:				
Public Service and Programs				
Salaries and Wages	71,797	166,148	115,586	50,562
Fringe Benefits	11,142	25,679	17,858	7,821
Purchased Services	30,409	42,630	19,965	22,665
Materials and Supplies	29,382	72,523	22,776	49,747
Total Library Services	142,730	306,980	176,185	130,795
Capital Outlay				
Furniture and Equipment	0	1,499	1,499	0
<i>Total Expenditures</i>	142,730	308,479	177,684	130,795
<i>Excess of Revenues Over (Under) Expenditures</i>	(72,348)	(68,606)	(95,910)	(27,304)
<b>Other Financing Sources (Uses)</b>				
Advances In	0	0	6,307	6,307
Transfers In	8,150	8,150	29,147	20,997
Transfers Out	0	(3,742)	(3,742)	0
<i>Total Other Financing Sources (Uses)</i>	8,150	4,408	31,712	27,304
<i>Net Change in Fund Balance</i>	(64,198)	(64,198)	(64,198)	0
<i>Fund Balance Beginning of Year</i>	64,198	64,198	64,198	0
<i>Fund Balance End of Year</i>	\$0	\$0	\$0	\$0



**Cuyahoga County Public Library**  
*Schedule of Revenues, Expenditures and Changes*  
*in Fund Balance - Budget (Non-GAAP Basis) and Actual*  
*Library Support Fund*  
*For the Year Ended December 31, 2022*

	Budgeted Amounts		Actual	Variance with Final Budget
	Original	Final		
<b>Revenues</b>				
Contributions, Gifts and Donations	\$2,000	\$79,471	\$84,754	\$5,283
Refunds and Reimbursements	0	17,189	17,402	213
<i>Total Revenues</i>	<u>2,000</u>	<u>96,660</u>	<u>102,156</u>	<u>5,496</u>
<b>Expenditures</b>				
Current:				
Library Services:				
Public Service and Programs				
Fringe Benefits	0	9,805	9,804	1
Purchased Services	92,393	34,668	11,454	23,214
Materials and Supplies	42,440	51,090	31,463	19,627
Total Library Services	134,833	95,563	52,721	42,842
Capital Outlay				
Furniture and Equipment	7,785	25,675	22,876	2,799
<i>Total Expenditures</i>	<u>142,618</u>	<u>121,238</u>	<u>75,597</u>	<u>45,641</u>
<i>Excess of Revenues Over (Under) Expenditures</i>	<u>(140,618)</u>	<u>(24,578)</u>	<u>26,559</u>	<u>51,137</u>
<b>Other Financing Sources (Uses)</b>				
Transfers In	0	0	38	38
Transfers Out	(245,000)	(266,380)	(251,347)	15,033
<i>Total Other Financing Sources (Uses)</i>	<u>(245,000)</u>	<u>(266,380)</u>	<u>(251,309)</u>	<u>15,071</u>
<i>Net Change in Fund Balance</i>	(385,618)	(290,958)	(224,750)	66,208
<i>Fund Balance Beginning of Year</i>	491,293	491,293	491,293	0
Prior Year Encumbrances Appropriated	2,618	2,618	2,618	0
<i>Fund Balance End of Year</i>	<u>\$108,293</u>	<u>\$202,953</u>	<u>\$269,161</u>	<u>\$66,208</u>

**Cuyahoga County Public Library**  
*Schedule of Revenues, Expenditures and Changes*  
*in Fund Balance - Budget (Non-GAAP Basis) and Actual*  
*Branch Support Fund*  
*For the Year Ended December 31, 2022*

	<u>Budgeted Amounts</u>		<u>Actual</u>	<u>Variance with Final Budget</u>
	<u>Original</u>	<u>Final</u>		
<b>Revenues</b>				
Investment Earnings/Interest	\$810	\$17,495	\$22,136	\$4,641
Contributions, Gifts and Donations	0	46,320	46,266	(54)
<i>Total Revenues</i>	810	63,815	68,402	4,587
<b>Expenditures</b>				
Current:				
Library Services:				
Public Service and Programs				
Purchased Services	50,000	30,010	0	30,010
<i>Excess of Revenues Over (Under) Expenditures</i>	(49,190)	33,805	68,402	34,597
<b>Other Financing Sources (Uses)</b>				
Transfers Out	(140,000)	(140,000)	(138,983)	1,017
<i>Net Change in Fund Balance</i>	(189,190)	(106,195)	(70,581)	35,614
<i>Fund Balance Beginning of Year</i>	1,384,214	1,384,214	1,384,214	0
<i>Fund Balance End of Year</i>	\$1,195,024	\$1,278,019	\$1,313,633	\$35,614

**Cuyahoga County Public Library**  
*Schedule of Revenues, Expenditures and Changes*  
*in Fund Balance - Budget (Non-GAAP Basis) and Actual*  
*Debt Service Fund*  
*For the Year Ended December 31, 2022*

	<u>Budgeted Amounts</u>		<u>Actual</u>	<u>Variance with Final Budget</u>
	<u>Original</u>	<u>Final</u>		
<b>Revenues</b>				
Investment Earnings/Interest	\$0	\$32,000	\$31,368	(\$632)
<b>Expenditures</b>				
Debt Service:				
Principal Retirement	2,715,000	3,475,000	3,475,000	0
Interest and Fiscal Charges	1,782,750	1,023,250	1,023,250	0
<i>Total Expenditures</i>	<u>4,497,750</u>	<u>4,498,250</u>	<u>4,498,250</u>	<u>0</u>
<i>Excess of Revenues Over (Under) Expenditures</i>	(4,497,750)	(4,466,250)	(4,466,882)	(632)
<b>Other Financing Sources (Uses)</b>				
Transfers In	4,449,856	4,449,856	4,449,856	0
<i>Net Change in Fund Balance</i>	(47,894)	(16,394)	(17,026)	(632)
<i>Fund Balance Beginning of Year</i>	<u>47,896</u>	<u>47,896</u>	<u>47,896</u>	<u>0</u>
<i>Fund Balance End of Year</i>	<u>\$2</u>	<u>\$31,502</u>	<u>\$30,870</u>	<u>(\$632)</u>

**Cuyahoga County Public Library**  
*Schedule of Revenues, Expenditures and Changes*  
*in Fund Balance - Budget (Non-GAAP Basis) and Actual*  
*Levenson Memorial Fund*  
*For the Year Ended December 31, 2022*

	<u>Budgeted Amounts</u>		<u>Actual</u>	<u>Variance with Final Budget</u>
	<u>Original</u>	<u>Final</u>		
<b>Revenues</b>				
Investment Earnings/Interest	\$50	\$50	\$114	\$64
<b>Expenditures</b>				
Current:				
Library Services:				
Public Service and Programs				
Materials and Supplies	<u>1,250</u>	<u>1,250</u>	<u>1,190</u>	<u>60</u>
<i>Net Change in Fund Balance</i>	(1,200)	(1,200)	(1,076)	124
<i>Fund Balance Beginning of Year</i>	<u>6,765</u>	<u>6,765</u>	<u>6,765</u>	<u>0</u>
<i>Fund Balance End of Year</i>	<u><u>\$5,565</u></u>	<u><u>\$5,565</u></u>	<u><u>\$5,689</u></u>	<u><u>\$124</u></u>

*This Page Intentionally Left Blank.*

# **STATISTICAL SECTION**



## Statistical Section

This part of the Cuyahoga County Public Library, Ohio's Annual Comprehensive Financial Report presents detailed information as a context for understanding what the information in the financial statements, note disclosures and required supplementary information says about the Library's overall financial health.

---

<b>Contents</b>	<b>Pages(s)</b>
<b><i>Financial Trends</i></b> .....	<b><i>S2 – S9</i></b>
These schedules contain trend information to help the reader understand how the Library's financial performance and well-being have changed over time.	
<b><i>Revenue Capacity</i></b> .....	<b><i>S10 – S18</i></b>
These schedules contain information to help the reader assess the Library's most significant local revenue, the property tax.	
<b><i>Debt Capacity</i></b> .....	<b><i>S19 – S21</i></b>
These schedules present information to help the reader assess the affordability of the Library's current levels of outstanding debt and the Library's ability to issue additional debt in the future.	
<b><i>Economic and Demographic Information</i></b> .....	<b><i>S22 – S23</i></b>
These schedules offer economic and demographic indicators to help the reader understand the environment within which the Library's financial activities take place.	
<b><i>Operating Information</i></b> .....	<b><i>S24 – S33</i></b>
These schedules contain service and infrastructure data to help the reader understand how the information in the Library's financial report relates to the services the Library provides and the activities it performs.	

**Sources:** Unless otherwise noted, the information in these schedules is derived from the Annual Comprehensive Financial Reports for the relevant year.



**Cuyahoga County Public Library**

*Net Position By Component*

*Last Ten Years*

*(Accrual Basis of Accounting)*

	<u>2022</u>	<u>2021</u>	<u>2020</u>	<u>2019</u>
Governmental Activities				
Net Investment in Capital Assets	\$57,517,455	\$54,325,385	\$49,988,051	\$50,175,788
Restricted:				
Pension Plans	394,156	309,322	0	0
Homework Centers	0	4,903	11,083	22,753
Enrichment and Literacy	10,698	122,389	65,119	36,784
Project Learn	0	0	143,745	314,300
Adult Education	520,582	448,396	123,471	96,348
College Prep Program	0	0	3,882	8,423
Library Support	272,924	494,713	506,882	831,814
Branch Support	1,315,590	1,384,214	771,783	476,496
Other Purposes	313,687	452,479	104,748	154,268
South Euclid Books and Periodicals				
Expendable	0	0	0	0
Nonexpendable	0	0	0	0
Gates Mills Children's Activities				
Expendable	837	1,846	1,841	1,793
Nonexpendable	4,919	4,919	4,919	4,919
Unrestricted (Deficit)	<u>36,029,706</u>	<u>7,516,933</u>	<u>(35,402,481)</u>	<u>(35,799,819)</u>
<i>Total Governmental Activities</i>				
<i>Net Position</i>	<u>\$96,380,554</u>	<u>\$65,065,499</u>	<u>\$16,323,043</u>	<u>\$16,323,867</u>

Note: The Library Implemented GASB 68 in 2015, GASB 75 in 2018 and GASB 84 in 2019.

2018	2017	2016	2015	2014	2013
\$51,704,596	\$46,292,530	\$44,626,636	\$40,610,617	\$31,657,492	\$24,033,836
0	0	0	0	0	0
35,779	21,807	441	3,861	97,713	107,361
35,124	63,728	46,053	57,422	0	0
441,412	384,224	0	0	0	0
122,288	15,532	0	0	0	0
63,465	82,048	85,173	68,108	59,925	67,969
769,610	1,278,855	844,135	854,937	5,294,187	3,114,368
414,929	502,850	480,044	448,400	485,585	503,189
219,359	203,775	273,279	356,458	218,966	70,530
0	10,098	10,329	10,933	10,869	10,849
0	50,000	50,000	50,000	50,000	50,000
1,639	1,513	1,445	1,411	1,404	1,402
4,919	4,919	4,919	4,919	4,919	4,919
(29,068,274)	(21,819,787)	6,344,729	15,351,749	18,931,857	50,516,890
<u>\$24,744,846</u>	<u>\$27,092,092</u>	<u>\$52,767,183</u>	<u>\$57,818,815</u>	<u>\$56,812,917</u>	<u>\$78,481,313</u>

**Cuyahoga County Public Library**

*Changes in Net Position  
Last Ten Years  
(Accrual Basis of Accounting)*

	2022	2021	2020	2019
<b>Program Revenues</b>				
Governmental Activities:				
Charges for Services:				
Library Services:				
Public Service and Programs	\$817,520	\$1,041,497	\$767,966	\$1,183,074
Support Services:				
Business Administration	366,312	517,642	348,259	486,994
Subtotal - Charges for Services	<u>1,183,832</u>	<u>1,559,139</u>	<u>1,116,225</u>	<u>1,670,068</u>
Operating Grants and Contributions:				
Library Services:				
Public Service and Programs	2,234,451	3,240,450	2,296,569	2,347,943
Support Services:				
Facilities Operations and Maintenance	15,000	0	678,224	0
Business Administration	0	0	25,000	25,000
Subtotal - Operating Grants and Contributions	<u>2,249,451</u>	<u>3,240,450</u>	<u>2,999,793</u>	<u>2,372,943</u>
Capital Grants and Contributions:				
Library Services:				
Public Service and Programs	<u>239,399</u>	<u>197,500</u>	<u>10,000</u>	<u>134,086</u>
<i>Total Program Revenues</i>	<u>3,672,682</u>	<u>4,997,089</u>	<u>4,126,018</u>	<u>4,177,097</u>
<b>Expenses</b>				
Governmental Activities:				
Library Services:				
Public Service and Programs	33,652,088	23,281,516	42,337,118	50,752,520
Collection Development and Processing	1,171,581	538,768	2,011,259	2,401,521
Support Services:				
Facilities Operations and Maintenance	10,686,282	8,636,056	7,512,900	7,477,990
Business Administration	16,151,596	14,903,859	15,424,778	16,812,195
Interest and Fiscal Charges	961,702	1,324,559	1,951,228	2,001,535
<i>Total Governmental Activities Expenses</i>	<u>62,623,249</u>	<u>48,684,758</u>	<u>69,237,283</u>	<u>79,445,761</u>
<b>Net Expense</b>				
Governmental Activities	<u>(58,950,567)</u>	<u>(43,687,669)</u>	<u>(65,111,265)</u>	<u>(75,268,664)</u>
<b>General Revenues and Other Changes in Net Position</b>				
Governmental Activities				
Property Taxes Levied For:				
General Purposes	58,136,826	59,076,164	39,026,357	38,749,647
Grants and Entitlements not Restricted to				
Specific Programs	31,458,257	32,153,882	25,732,705	27,218,362
Unrestricted Contributions and Donations	150,572	63,658	49,610	46,529
Investment Earnings/Interest	354,251	(16,830)	232,689	676,773
Gain on Sale of Capital Assets	21,313	0	0	0
Miscellaneous	144,403	80,096	69,080	156,374
<i>Total Governmental Activities</i>	<u>90,265,622</u>	<u>91,356,970</u>	<u>65,110,441</u>	<u>66,847,685</u>
<b>Change in Net Position</b>				
Governmental Activities	<u>\$31,315,055</u>	<u>\$47,669,301</u>	<u>(\$824)</u>	<u>(\$8,420,979)</u>

2018	2017	2016	2015	2014	2013
\$1,268,435	\$1,229,952	\$1,281,237	\$1,145,841	\$1,201,728	\$1,012,304
510,727	494,338	487,775	417,190	460,723	373,744
<u>1,779,162</u>	<u>1,724,290</u>	<u>1,769,012</u>	<u>1,563,031</u>	<u>1,662,451</u>	<u>1,386,048</u>
2,624,628	2,243,345	1,171,454	1,487,106	3,045,019	1,403,409
0	0	0	0	0	0
0	0	1,419	1,566	422	41,072
<u>2,624,628</u>	<u>2,243,345</u>	<u>1,172,873</u>	<u>1,488,672</u>	<u>3,045,441</u>	<u>1,444,481</u>
719,100	0	0	0	332,410	4,500
<u>5,122,890</u>	<u>3,967,635</u>	<u>2,941,885</u>	<u>3,051,703</u>	<u>5,040,302</u>	<u>2,835,029</u>
45,790,642	46,374,031	42,537,292	41,601,802	39,050,649	39,846,097
2,121,518	2,427,272	2,474,764	2,464,204	2,478,188	2,774,828
6,990,331	6,740,507	6,645,242	5,246,534	5,056,524	4,634,643
15,128,607	15,431,813	14,048,522	13,653,527	14,326,391	14,227,415
2,009,378	2,070,168	2,159,093	2,246,892	3,457,184	3,679,756
<u>72,040,476</u>	<u>73,043,791</u>	<u>67,864,913</u>	<u>65,212,959</u>	<u>64,368,936</u>	<u>65,162,739</u>
<u>(66,917,586)</u>	<u>(69,076,156)</u>	<u>(64,923,028)</u>	<u>(62,161,256)</u>	<u>(59,328,634)</u>	<u>(62,327,710)</u>
37,868,786	37,035,992	35,891,599	36,321,193	36,798,652	36,535,250
25,411,229	25,083,588	23,696,030	26,404,710	23,225,447	24,850,972
723,049	1,661,275	0	0	0	0
340,525	251,846	143,468	131,071	144,730	400,612
0	0	21,371	0	3,235	339,042
205,872	323,445	118,928	67,223	94,413	37,089
<u>64,549,461</u>	<u>64,356,146</u>	<u>59,871,396</u>	<u>62,924,197</u>	<u>60,266,477</u>	<u>62,162,965</u>
<u>(\$2,368,125)</u>	<u>(\$4,720,010)</u>	<u>(\$5,051,632)</u>	<u>\$762,941</u>	<u>\$937,843</u>	<u>(\$164,745)</u>

**Cuyahoga County Public Library**  
*Fund Balances, Governmental Funds*  
*Last Ten Years*  
*(Modified Accrual Basis of Accounting)*

	<u>2022</u>	<u>2021</u>	<u>2020</u>	<u>2019</u>
General Fund				
Nonspendable	\$1,260,681	\$967,374	\$698,836	\$710,012
Committed	2,105,125	2,640,904	1,548,602	1,865,820
Assigned	516,137	650,812	608,508	3,293,099
Unassigned	<u>2,001,531</u>	<u>1,391,877</u>	<u>3,278,228</u>	<u>1,235,598</u>
<i>Total General Fund</i>	<u>5,883,474</u>	<u>5,650,967</u>	<u>6,134,174</u>	<u>7,104,529</u>
All Other Governmental Funds				
Nonspendable	19,611	32,767	14,696	34,031
Restricted	2,438,589	2,888,122	1,702,256	1,811,505
Assigned	48,042,888	32,920,869	21,705,179	14,955,945
Unassigned (Deficit)	<u>(38,564)</u>	<u>(176,647)</u>	<u>0</u>	<u>(72,223)</u>
Total All Other Governmental Funds	<u>50,462,524</u>	<u>35,665,111</u>	<u>23,422,131</u>	<u>16,729,258</u>
<i>Total Governmental Funds</i>	<u><u>\$56,345,998</u></u>	<u><u>\$41,316,078</u></u>	<u><u>\$29,556,305</u></u>	<u><u>\$23,833,787</u></u>

2018	2017	2016	2015	2014	2013
\$567,557	\$451,417	\$420,589	\$383,160	\$366,771	\$375,658
376,200	507,454	522,688	3,678,334	345,070	204,376
1,964,382	94,709	76,864	78,727	129,185	23,234
1,009,801	3,301,783	1,624,534	2,215,454	3,767,417	2,431,922
3,917,940	4,355,363	2,644,675	6,355,675	4,608,443	3,035,190
16,167	56,791	56,683	56,605	54,919	54,919
2,036,256	2,534,506	1,720,229	1,460,204	6,083,176	3,495,608
14,952,315	17,560,350	20,594,087	22,037,619	26,801,984	37,364,416
(20,583)	0	(8,531)	(33,443)	0	(5,361)
16,984,155	20,151,647	22,362,468	23,520,985	32,940,079	40,909,582
\$20,902,095	\$24,507,010	\$25,007,143	\$29,876,660	\$37,548,522	\$43,944,772

**Cuyahoga County Public Library**  
*Changes in Fund Balances, Governmental Funds*  
*Last Ten Years*  
*(Modified Accrual Basis of Accounting)*

	2022	2021	2020	2019
<b>Revenues</b>				
Property Taxes	\$58,211,919	\$57,769,730	\$38,768,358	\$38,834,660
Patron Fines and Fees	903,269	657,478	445,120	1,337,525
Intergovernmental	32,674,940	30,074,438	28,981,407	27,535,698
Investment Earnings/Interest	354,251	(16,830)	232,689	676,773
Contributions, Gifts and Donations	1,447,505	2,288,383	1,186,756	1,290,043
Lease	19,453	0	0	0
Rentals	0	23,156	19,255	23,106
Refunds and Reimbursements	261,729	876,505	653,925	309,037
Miscellaneous	144,081	80,771	68,381	169,759
<i>Total Revenues</i>	<u>94,017,147</u>	<u>91,753,631</u>	<u>70,355,891</u>	<u>70,176,601</u>
<b>Expenditures</b>				
Current:				
Library Services:				
Public Service and Programs	40,020,150	38,164,923	33,799,134	38,145,371
Collection Development and Processing	1,872,018	1,774,873	1,722,347	1,841,034
Support Services:				
Facilities Operations and Maintenance	9,370,367	8,297,226	6,177,187	6,017,252
Business Administration	17,064,293	17,577,613	14,407,026	15,626,266
Capital Outlay	5,807,111	9,871,121	3,435,501	1,806,447
Debt Service:				
Principal Retirement	3,926,023	3,546,788	3,029,550	3,048,632
Interest and Fiscal Charges	1,068,794	1,486,663	2,087,085	2,170,994
Note Issuance Costs	0	387,132	0	0
<i>Total Expenditures</i>	<u>79,128,756</u>	<u>81,106,339</u>	<u>64,657,830</u>	<u>68,655,996</u>
<i>Excess of Revenues Over (Under) Expenditures</i>	<u>14,888,391</u>	<u>10,647,292</u>	<u>5,698,061</u>	<u>1,520,605</u>
<b>Other Financing Sources (Uses)</b>				
Sale of Capital Assets	21,313	38,146	18,817	14,962
Inception of Lease	120,216	686,003	5,640	1,396,125
Payment to Refunded Escrow Agent	0	(47,001,668)	0	0
Refunding Notes Issued	0	47,390,000	0	0
Premium on Notes	0	0	0	0
Discount on Notes	0	0	0	0
Transfers In	23,852,971	24,040,779	13,424,485	5,246,705
Transfers Out	(23,852,971)	(24,040,779)	(13,424,485)	(5,246,705)
<i>Total Other Financing Sources (Uses)</i>	<u>141,529</u>	<u>1,112,481</u>	<u>24,457</u>	<u>1,411,087</u>
<i>Net Change in Fund Balances</i>	<u>\$15,029,920</u>	<u>\$11,759,773</u>	<u>\$5,722,518</u>	<u>\$2,931,692</u>
Debt Service as a Percentage of Noncapital Expenditures	6.7%	7.0%	8.3%	7.8%

2018	2017	2016	2015	2014	2013
\$38,085,183	\$37,631,698	\$37,215,695	\$36,670,807	\$36,875,687	\$37,405,562
1,356,592	1,289,944	1,337,185	1,482,868	1,369,113	1,249,876
26,636,215	25,324,994	24,606,885	25,501,002	24,618,067	25,104,073
340,525	251,846	143,468	131,071	144,730	400,612
2,104,075	3,272,735	1,161,725	1,350,248	3,042,619	867,500
0	0	0	0	0	0
23,481	0	0	0	0	4,715
397,414	434,346	431,827	80,163	293,338	131,457
192,487	323,445	118,928	67,223	94,413	37,089
<u>69,135,972</u>	<u>68,529,008</u>	<u>65,015,713</u>	<u>65,283,382</u>	<u>66,437,967</u>	<u>65,200,884</u>
38,383,258	36,537,244	36,283,272	36,423,965	35,323,856	37,345,925
1,815,582	1,922,086	2,206,246	2,335,202	2,402,258	2,612,392
5,539,227	5,748,470	6,053,791	5,203,487	5,012,511	4,554,497
14,480,299	13,997,297	13,640,791	12,980,261	13,253,868	13,562,827
7,867,826	6,181,100	7,298,877	11,347,748	12,149,120	42,168,820
2,440,000	2,380,000	2,290,000	2,200,000	2,115,000	2,075,000
2,225,481	2,284,981	2,376,581	2,464,581	3,706,347	3,765,596
0	0	0	0	399,989	0
<u>72,751,673</u>	<u>69,051,178</u>	<u>70,149,558</u>	<u>72,955,244</u>	<u>74,362,949</u>	<u>106,085,057</u>
<u>(3,615,701)</u>	<u>(522,170)</u>	<u>(5,133,845)</u>	<u>(7,671,862)</u>	<u>(7,924,982)</u>	<u>(40,884,173)</u>
10,786	22,037	21,371	0	21,775	711,683
0	0	0	0	0	0
0	0	0	0	(54,955,000)	0
0	0	0	0	53,785,000	0
0	0	0	0	3,018,197	0
0	0	0	0	(341,240)	0
8,195,894	5,941,665	6,194,913	10,176,732	7,114,190	6,746,141
<u>(8,195,894)</u>	<u>(5,941,665)</u>	<u>(6,194,913)</u>	<u>(10,176,732)</u>	<u>(7,114,190)</u>	<u>(6,746,141)</u>
<u>10,786</u>	<u>22,037</u>	<u>21,371</u>	<u>0</u>	<u>1,528,732</u>	<u>711,683</u>
<u>(\$3,604,915)</u>	<u>(\$500,133)</u>	<u>(\$5,112,474)</u>	<u>(\$7,671,862)</u>	<u>(\$6,396,250)</u>	<u>(\$40,172,490)</u>
7.1%	7.4%	7.4%	7.5%	9.3%	9.1%



**Cuyahoga County Public Library**  
*Assessed Valuation and Estimated Actual Values of Taxable Property*  
*Last Ten Years*

Collection Year	Real Property			Tangible Personal Property	
	Assessed Value			Public Utility	
	Residential/ Agricultural	Commercial Industrial/PU	Estimated Actual Value	Assessed Value	Estimated Actual Value
2022	\$15,745,226,270	\$5,086,491,250	\$59,519,192,914	\$763,696,500	\$867,836,932
2021	13,607,916,520	4,816,927,270	52,642,410,829	722,396,920	820,905,591
2020	13,561,475,480	4,745,604,040	52,305,941,486	680,952,360	773,809,500
2019	13,501,454,120	4,718,225,920	52,056,228,686	637,557,310	724,496,943
2018	12,282,293,170	4,492,056,970	47,926,714,686	603,615,170	685,926,330
2017	12,250,256,820	4,425,592,190	47,645,282,886	545,291,800	619,649,773
2016	12,203,598,620	4,506,345,970	47,742,698,829	488,068,030	554,622,761
2015	12,011,957,970	4,695,230,540	47,734,824,314	460,120,140	522,863,795
2014	11,991,187,240	4,742,388,500	47,810,216,400	431,743,230	490,617,307
2013	11,973,964,240	4,759,655,830	47,810,343,057	410,257,590	466,201,807

Source: Cuyahoga County, Ohio; County Fiscal Officer

Real property is reappraised every six years with a State mandated update of the current market value in the third year following each reappraisal.

The assessed value of real property (including public utility real property) is 35 percent of estimated true value. The assessed value of public utility personal property ranges from 25 percent of true value for railroad property to 88 percent for electric transmission and distribution property.

The tangible personal property values associated with each year are the values that, when multiplied by the applicable rates, generated the property tax revenue billed in that year. For real property, the amounts generated by multiplying the assessed values by the applicable rates would be reduced by a 10 percent and a 2 1/2 percent rollback, and homestead exemptions

Assessed Value	Total		Weighted Average Tax Rate (per \$1,000 of Assessed Value)
	Estimated Actual Value	Ratio	
\$21,595,414,020	\$60,387,029,846	35.76 %	\$2.9505
19,147,240,710	53,463,316,419	35.81	3.3044
18,988,031,880	53,079,750,986	35.77	2.2981
18,857,237,350	52,780,725,629	35.73	2.2951
17,377,965,310	48,612,641,016	35.75	2.4824
17,221,140,810	48,264,932,659	35.68	2.4784
17,198,012,620	48,297,321,590	35.61	2.4783
17,167,308,650	48,257,688,110	35.57	2.5000
17,165,318,970	48,300,833,707	35.54	2.5000
17,143,877,660	48,276,544,864	35.51	2.5000

**Cuyahoga County Public Library**  
*Property Tax Rates - Direct and Overlapping Governments*  
*(Per \$1,000 of Assessed Valuation)*  
*Last Ten Years*

	2022	2021	2020	2019
<b>Voted Millage - by levy</b>				
2020 Current Expense				
Residential/Agricultural Real	\$0.8678	\$1.0000	\$0.0000	\$0.0000
Commercial/Industrial and Public Utility Real	0.9541	1.0000	0.0000	0.0000
Public Utility Personal	1.0000	1.0000	0.0000	0.0000
2008 Current Expense				
Residential/Agricultural Real	\$1.9642	\$2.2636	\$2.2594	\$2.2596
Commercial/Industrial and Public Utility Real	2.2806	2.3903	2.3798	2.3691
Public Utility Personal	2.5000	2.5000	2.5000	2.5000
<b>Total Millage</b>				
Residential/Agricultural Real	\$2.8320	\$3.2636	\$2.2594	\$2.2596
Commercial/Industrial and Public Utility Real	3.2347	3.3903	2.3798	2.3691
General Business and Public Utility Personal	3.5000	3.5000	2.5000	2.5000
<b>Total Weighted Average Tax Rate</b>	<b>\$2.9505</b>	<b>\$3.3044</b>	<b>\$2.2981</b>	<b>\$2.2951</b>
<b>Overlapping Rates by Taxing District</b>				
Cuyahoga County	12.2552 - 14.85000	14.0063 - 14.8500	\$12.8012 - 14.0500	\$12.7973 - 14.0500
<b>Cities/Villages</b>				
Bay Village	\$14.9000	\$14.9000	\$14.9000	\$14.9000
Beachwood	4.0000	4.0000	4.0000	4.0000
Bedford	21.7000	21.7000	21.7000	21.7000
Bedford Heights	21.9000	21.9000	21.9000	21.9000
Bentleyville	5.8715 - 8.9000	6.0087 - 8.9000	7.3231 - 8.9000	7.3327 - 8.9000
Berea	11.2365 - 16.8000	11.5630 - 16.8000	12.0590 - 16.3000	12.0640 - 16.3000
Brecksville	8.2100	8.2100	8.2100	8.2100
Broadview Heights	9.6721 - 12.5200	9.8593 - 12.5200	9.8587 - 12.5200	9.8606 - 12.5200
Brook Park	4.6557 - 4.7500	4.6698 - 4.7500	4.7070 - 4.7500	4.7070 - 4.7500
Brooklyn	5.9000	5.9000	5.9000	5.9000
Brooklyn Heights	3.4000 - 4.4000	3.4000 - 4.4000	4.4000	4.4000
Chagrin Falls	6.7210 - 8.3000	7.3136 - 8.3000	7.3036 - 8.3000	7.3021 - 8.3000
Cleveland	12.7000	12.7000	12.7000	12.7000
Cuyahoga Heights	4.4000	4.4000	4.4000	4.4000
Fairview Park	11.3502 - 11.8000	11.4718 - 11.8000	11.4714 - 11.8000	11.4712 - 11.8000
Garfield Heights	29.1300	28.5000	28.3000	29.3000
Gates Mills	12.2950 - 14.4800	12.4579 - 14.4800	12.2576 - 14.4000	12.2608 - 14.4000
Glenwillow	3.3000	3.3000	3.3000	3.3000
Highland Hills	11.597947 - 20.7000	12.2577 - 20.7000	18.0991 - 20.7000	18.0032 - 20.7000
Highland Heights	4.0000	4.0000	4.0000	4.0000
Hunting Valley	15.957 - 16.1000	16.1000	8.1000	8.1000
Independence	2.2000	2.2000	2.2000	2.2000
Lyndhurst	11.5000	11.5000	11.5000	11.5000
Maple Heights	18.5665 - 20.0000	19.4905 - 20.0000	19.6743 - 20.0000	19.6706 - 20.0000
Mayfield	3.7218 - 5.0000	3.7540 - 5.0000	4.1668 - 7.3000	4.1661 - 7.3000
Mayfield Heights	10.0000	10.0000	10.0000	10.0000
Middleburg Heights	4.6495 - 5.4500	4.6825 - 5.4500	4.6826 - 5.4500	4.6825 - 5.4500
Moreland Hills	10.3000	10.3000	10.3000	10.3000
North Olmsted	12.2000	12.2000	12.2000	13.3000
North Randall	3.3000	4.4641 - 4.8000	4.4580 - 4.8000	4.4580 - 4.8000
North Royalton	5.9629 - 8.2000	6.4256 - 8.2000	6.4279 - 8.2000	6.4287 - 8.2000
Oakwood	3.8000	3.8000	3.8000	3.8000
Olmsted Falls	8.3941 - 12.6500	9.1999 - 12.6500	9.2144 - 12.65000	9.2165 - 12.65000
Orange	7.0000	7.0000	7.0000	7.0000
Parma	6.2485 - 7.4000	6.9373 - 7.4000	6.9356 - 7.4000	6.9349 - 7.4000
Parma Heights	10.0000	10.0000	10.0000	10.0000
Pepper Pike	8.7688 - 9.5000	8.9201 - 9.5000	9.2529 - 9.5000	9.2618 - 9.5000
Richmond Heights	14.5552 - 17.1000	14.6851 - 17.1000	15.8800 - 18.3000	15.8778 - 18.3000
Seven Hills	10.6582 - 13.2400	11.7205 - 13.2400	12.8322 - 13.4900	12.8373 - 13.4900
Solon	3.6062 - 3.8000	3.6320 - 3.8000	3.6320 - 3.8000	3.6319 - 3.8000
South Euclid	16.9576 - 18.8500	18.0996 - 18.8500	18.0575 - 18.8500	18.0411 - 18.8500
Strongsville	6.2597 - 9.3000	6.7699 - 9.3000	6.7697 - 9.3000	6.7749 - 9.3000
Valleyview	6.3415 - 6.7000	6.5352 - 6.7000	6.5318 - 6.7000	6.5316 - 6.7000
Walton Hills	3.3000	3.3000	3.3000	3.3000
Warrensville Heights	5.7847 - 9.7000	6.2557 - 9.7000	6.2429 - 9.7000	6.2400 - 9.7000
Woodmere	4.3000	4.3000	4.3000	4.3000

2018	2017	2016	2015	2014	2013
\$0.0000	\$0.0000	\$0.0000	\$0.0000	\$0.0000	\$0.0000
0.0000	0.0000	0.0000	0.0000	0.0000	0.0000
0.0000	0.0000	0.0000	0.0000	0.0000	0.0000
\$2.4755	\$2.4707	\$2.4695	\$2.5000	\$2.5000	\$2.5000
2.4987	2.4969	2.5000	2.5000	2.5000	2.5000
2.5000	2.5000	2.5000	2.5000	2.5000	2.5000
\$2.4755	\$2.4707	\$2.4695	\$2.5000	\$2.5000	\$2.5000
2.4987	2.4969	2.5000	2.5000	2.5000	2.5000
2.5000	2.5000	2.5000	2.5000	2.5000	2.5000
\$2.4824	\$2.4784	\$2.4783	\$2.5000	\$2.5000	\$2.5000
\$13.9141 - 14.0500	\$13.8802 - 14.0500	\$13.8698 - 14.0500	\$14.0195 - 14.0500	\$13.9495 - 14.0500	\$12.9968 - 13.2200
\$14.9000	\$14.9000	\$14.9000	\$14.9000	\$14.9000	\$14.9000
4.0000	4.0000	4.0000	4.0000	4.0000	4.0000
21.7000	21.7000	21.7000	21.7000	21.7000	21.7000
21.9000	21.9000	21.9000	21.9000	21.9000	21.9000
7.5305 - 8.9000	7.5156 - 8.9000	7.5117 - 8.9000	7.5206 - 8.9000	7.5028 - 8.9000	7.1938 - 8.9000
12.2858 - 16.3000	12.7815 - 16.8000	12.2855 - 16.3000	12.2609 - 16.3000	12.2590 - 16.3000	12.2570 - 16.3000
8.2100	8.2100	8.2100	8.2100	8.2100	8.2100
9.2960 - 11.8200	9.2954 - 11.8200	9.2958 - 11.8200	7.9083 - 10.4000	7.3266 - 10.4000	7.3255 - 10.4000
4.7379 - 4.7500	4.7377 - 4.7500	4.7676 - 4.7500	4.6764 - 4.7500	4.6694 - 4.7500	4.6681 - 4.7500
5.9000	5.9000	5.9000	5.9000	5.9000	5.9000
4.4000	4.4000	4.4000	4.4000	4.4000	4.4000
8.2916 - 8.9000	8.6901 - 9.3000	8.7842 - 9.4000	8.9221 - 9.3000	9.1218 - 9.5000	9.1096 - 9.5000
12.7000	12.7000	12.7000	12.7000	12.7000	12.7000
4.4000	4.4000	4.4000	4.4000	4.4000	4.4000
11.5629 - 11.8000	11.5640 - 11.8000	11.5636 - 11.8000	11.6115 - 11.8000	11.6106 - 11.8000	11.6092 - 11.8000
28.0600	29.4000	27.2000	27.2000	27.0000	27.0000
12.6592 - 14.4000	12.5937 - 14.4000	12.6041 - 14.4000	13.0219 - 14.4000	12.9965 - 14.4000	12.9555 - 14.4000
3.3000	3.3000	3.3000	3.3000	3.3000	3.3000
19.3344 - 20.7000	19.2801 - 20.7000	19.2801 - 20.7000	11.0053 - 20.7000	10.9855 - 20.7000	10.9774 - 20.7000
4.0000	4.0000	4.0000	4.0000	4.0000	4.0000
8.1000	8.1000	5.1000	5.1000	5.1000	5.1000
2.2000	2.2000	2.2000	2.2000	2.2000	2.2000
11.5000	11.5000	11.5000	11.5000	11.5000	11.5000
20.0000	16.8000	16.8000	15.5000	15.5000	15.5000
4.2204 - 7.3000	4.2180 - 7.3000	4.2176 - 7.3000	4.2208 - 7.3000	4.2193 - 7.3000	4.2190 - 7.3000
10.0000	10.0000	10.0000	10.0000	10.0000	10.0000
4.7069 - 5.4500	4.7067 - 5.4500	4.7066 - 5.4500	4.7068 - 5.4500	4.7065 - 5.4500	4.7062 - 5.4500
7.3000	7.3000	7.3000	7.3000	7.3000	7.3000
13.3000	13.3000	13.3000	13.3000	13.3000	13.3000
4.551 - 4.8000	4.5551 - 4.8000	4.5551 - 4.8000	4.4616 - 4.8000	\$4.4577 - 4.8000	\$4.4577 - 4.8000
6.8378 - 8.2000	6.0205 - 8.2000	6.0196 - 8.2000	6.0518 - 8.2000	6.0491 - 8.2000	6.0451 - 8.2000
3.8000	3.8000	3.8000	3.8000	3.8000	3.8000
9.8050 - 12.6500	9.8016 - 12.6500	10.5030 - 13.3500	10.5637 - 13.3500	10.3201 - 13.3500	11.3417 - 14.4500
7.0000	7.0000	7.1000	7.1000	7.1000	7.1000
7.4000	7.5000	7.5000	7.5510 - 7.6000	6.7841 - 7.1000	6.7819 - 7.1000
10.0000	10.0000	10.0000	10.0000	10.0000	10.0000
9.3596 - 9.5000	9.3553 - 9.5000	9.3559 - 9.5000	9.1995 - 9.5000	9.3947 - 9.5000	18.7948 - 19.0000
15.9788 - 18.3000	15.9742 - 18.3000	15.7728 - 18.1000	15.7457 - 18.1000	15.7130 - 18.1000	15.7130 - 18.1000
14.2100 - 14.3900	14.2048 - 14.3900	10.9096 - 11.1000	11.2000	11.2000	7.6442 - 9.7000
3.6512 - 3.8000	3.6505 - 3.8000	3.6505 - 3.8000	3.6722 - 3.8000	3.6715 - 3.8000	7.3410 - 7.6000
18.8500 - 18.8500	18.8500 - 18.8500	16.3500 - 16.3500	16.2605 - 16.3500	16.1215 - 16.3500	13.1000
7.1610 - 9.3000	7.1627 - 9.3000	7.1672 - 9.3000	7.7790 - 9.8000	7.7831 - 9.8000	7.4794 - 9.9000
6.6987 - 6.7000	6.6963 - 6.7000	6.7000	6.7000	6.7000	6.7000
0.3000	0.3000	0.3000	0.3000	0.3000	0.3000
6.6244 - 9.7000	6.6226 - 9.7000	6.6175 - 9.7000	6.4330 - 9.7000	6.4212 - 9.7000	6.4193 - 9.7000
4.3000	4.3000	4.3000	4.3000	4.3000	4.3000

(continued)

**Cuyahoga County Public Library**  
*Property Tax Rates - Direct and Overlapping Governments (continued)*  
*(Per \$1,000 of Assessed Valuation)*  
*Last Ten Years*

	2022	2021	2020	2019
<b>Townships</b>				
Chagrin Falls	\$0.4000	\$0.4000	\$0.4000	\$0.4000
Olmsted	18.2526 - 31.5000	20.3164 - 31.5000	20.3754 - 31.5000	16.4320 - 27.5000
<b>Special Districts</b>				
Chagrin Falls Township Fire District	\$0.8000	\$0.8000	\$0.8000	\$0.8000
Cleveland Metro Parks	2.1502 - 2.7500	2.4849 - 2.7500	2.4797 - 2.7500	2.4827 - 2.7500
Cleveland Cuyahoga Port Authority	.0888 - 0.1300	0.1032 - 0.1300	0.1030 - 0.1300	0.1029 - 0.1300
Cuyahoga Community College	3.9526 - 4.9000	4.5121 - 4.9000	4.5035 - 4.9000	4.1023 - 4.5000
<b>Joint Vocational Schools</b>				
Cuyahoga Valley JVS	\$2.0000	\$2.0000	\$2.0000	\$2.0000
Polaris JVS	2.5274 - 3.0900	2.6858 - 3.0900	2.6859 - 3.0900	2.6879 - 3.0900
<b>Schools</b>				
Bay Village City	\$44.6337 - 121.7800	\$50.5244 - 121.7800	\$50.3936 - 121.7800	\$50.7635 - 122.1800
Beachwood City	39.6679 - 91.5000	42.8053 - 91.7000	43.1121 - 92.1000	43.1048 - 92.1000
Bedford City	36.6487 - 75.7200	42.3994 - 75.7200	42.2903 - 75.7200	42.2539 - 75.7200
Berea City	38.6004 - 81.9000	44.4869 - 81.9000	44.6639 - 82.1000	44.7861 - 82.2000
Brecksville-Broadview Heights City	37.1606 - 82.7900	41.4252 - 82.79	41.2320 - 82.6300	41.4324 - 82.7900
Brooklyn City	49.7869 - 63.7000	53.8016 - 64.0000	54.5836 - 64.8000	48.4732 - 58.7000
Chagrin Falls Exempted Village	54.6570 - 124.0000	57.8814 - 124.1000	59.3948 - 124.1000	59.3825 - 124.1000
Cuyahoga Heights Local	25.4703 - 35.7000	28.1791 - 35.7000	28.1506 - 35.7000	28.1502 - 35.7000
Fairview Park City	51.3209 - 105.2200	59.6803 - 106.0200	51.7581 - 98.1200	52.3514 - 98.7200
Garfield Heights City	66.6480 - 78.5100	67.6098 - 78.5100	74.6979 - 80.0600	80.8309 - 86.2600
Independence Local	32.4511 - 34.8500	33.0848 - 35.3000	33.4397 - 35.7000	34.4428 - 36.7000
Maple Heights City	69.7643 - 90.2000	73.3894 - 90.2000	78.3281 - 92.7000	78.3083 - 92.7000
Mayfield City	46.7423 - 90.6700	50.5256 - 90.6700	50.2626 - 90.6700	50.2354 - 90.6700
North Olmsted City	46.2011 - 96.5000	53.6257 - 96.5000	53.6127 - 97.1000	54.1915 - 97.1000
North Royalton City	41.5027 - 66.7000	41.5542 - 66.7000	41.8544 - 67.0000	43.3548 - 68.5000
Olmsted Falls City	50.0347 - 106.9000	56.3485 - 106.9000	49.2875 - 99.7000	49.6759 - 100.0000
Orange City	42.3328 - 90.9000	44.4810 - 90.9000	44.3483 - 91.0000	44.3390 - 91.0000
Parma City	46.1911 - 74.5000	51.4320 - 74.9000	51.4158 - 74.9000	52.3733 - 75.8600
Richmond Heights Local	56.0452 - 99.9800	60.8365 - 99.9800	60.6339 - 99.9800	60.5447 - 99.9800
Solon City	48.3256 - 89.1000	51.9984 - 89.1000	51.9373 - 89.1000	45.0210 - 82.2000
South Euclid-Lyndhurst City	59.1056 - 113.2900	68.8829 - 113.2900	61.7711 - 106.3900	61.7027 - 106.3900
Strongsville City	38.5852 - 86.9800	43.7372 - 87.4800	43.9355 - 87.6800	38.0813 - 81.7800
Warrensville Heights City	59.5230 - 97.0000	67.8303 - 97.8000	63.2308 - 98.4000	69.4776 - 99.7000

Source: Ohio Department of Taxation

Note: The rates presented for a particular tax year are the rates that, when applied to the assessed values presented in the Assessed Value Table, generated the property tax revenue billed in that year.

The Library's basic property tax rate may be increased only by a majority vote of the Library's residents.

Overlapping rates are those of local and county governments that apply to property owners within the Cities.

Real property tax rates are reduced so that inflationary increases in value do not generate additional taxes.

2018	2017	2016	2015	2014	2013
\$0.4000 17.7493 - 27.5000	\$0.4000 17.7170 - 27.5000	\$0.4000 17.7328 - 27.5000	\$0.4000 18.0081 - 27.5000	\$0.4000 14.0481 - 23.5000	\$0.4000 14.0382 - 23.5000
\$0.8000 2.7183 - 2.7500 0.1131 - 0.1300 4.4569 - 4.5000	\$0.8000 2.7112 - 2.7500 0.1128 - 0.1300 3.9461 - 4.0000	\$0.8000 2.779 - 2.7500 0.1127 - 0.1300 3.9428 - 4.0000	\$0.8000 2.7368 - 2.7500 0.1127 - 0.1300 3.9906 - 4.0000	\$0.8000 2.7046 - 2.7500 0.1106 - 0.1300 3.0691 - 3.1000	\$0.8000 1.7917 - 1.8500 0.1098 - 0.1300 3.0606 - 3.1000
\$2.0000 2.9858 - 3.0900	\$2.0000 2.9848 - 3.0900	\$2.0000 2.2960 - 2.4000	\$2.0000 2.1745-2.4000	\$2.0000 2.1401 - 2.4000	\$2.0000 2.1314 - 2.4000
\$57.4924 - 122.1800 40.3078 - 86.2000 45.3116 - 75.7200 48.6824 - 82.2000 44.8382 - 82.8900 51.3082 - 48.7920 61.5733 - 124.1000 30.1360 - 35.7000 57.0091 - 66.2745 83.1684 - 86.2600 34.7439 - 36.7000 78.9111 - 91.5000 53.9211 - 90.6700 59.9663 - 97.1000 44.4431 - 68.5000 53.7396 - 100.0000 45.9804 - 91.2000 55.4407 - 75.8600 64.6262 - 99.9800 47.3343 - 82.2000 68.2019 - 107.7000 41.0157 - 81.7800 68.8733 - 93.2000	\$57.7192 - 122.4100 40.4946 - 86.4000 45.2045 - 75.7200 48.6417 - 82.2000 38.9210 - 77.0000 51.7721 - 59.8000 53.2460 - 115.2000 30.1165 - 35.7000 56.9658 - 98.6200 84.4587 - 87.7600 34.7329 - 36.7000 78.7734 - 91.5000 53.8388 - 90.7200 59.7381 - 96.9000 41.6366 - 65.7000 54.0417 - 100.4000 45.6793 - 91.2000 55.3675 - 75.8100 52.4409 - 87.9000 47.2526 - 82.2000 68.0607 - 107.7000 41.0288 - 81.7800 68.0382 - 92.4000	\$52.0512 - 116.8100 40.4524 - 86.4000 45.165202 - 75.7200 44.4553 - 78.0000 38.9562 - 77.0000 51.7511 - 59.8000 53.3126 - 115.3000 30.1361 - 35.7000 54.4973 - 96.1700 77.6276 - 81.0600 34.1022 - 36.1000 75.8603 - 88.7000 47.2295 - 84.1200 59.7329 - 96.9000 41.6407 - 65.7000 55.8188 - 102.2000 45.6578 - 91.2000 55.2463 - 75.7100 52.4040 - 87.9000 47.2543 - 82.2000 68.0467 - 107.8000 41.0607 - 81.7800 67.2653 - 91.7000	\$55.4302 - 116.8100 41.8402 - 86.4000 44.7465 - 75.7500 44.7135 - 78.7000 39.9725 - 77.0000 49.0033 - 60.2000 54.2388 - 115.3000 29.9293 - 35.7000 57.0919 - 96.4700 69.6492 - 81.0600 34.3753 - 35.8000 70.8478 - 88.2000 47.5242 - 84.1200 60.7606 - 96.9000 41.6295 - 65.7000 56.5034 - 102.2000 47.5694 - 91.1000 54.6273 - 75.5100 51.5521 - 87.9000 49.6833 - 82.2000 65.7911 - 107.6000 41.9227 - 81.7800 64.3691 - 91.8000	\$55.3710 - 116.8100 41.7664 - 86.4000 39.7646 - 70.8200 44.7727 - 78.8000 40.1206 - 77.2000 48.9944 - 60.1000 54.4484 - 115.6000 29.9081 - 35.7000 57.0551 - 96.4700 65.6750 - 78.2600 34.5646 - 36.0000 62.2855 - 81.2000 47.5784 - 84.2200 55.2378 - 91.4000 41.4324 - 65.7000 56.3994 - 102.2000 47.2718 - 91.1000 54.7813 - 75.7000 50.7616 - 87.9000 49.6144 - 82.2000 63.7761 - 107.4000 41.8543 - 81.6800 64.1855 - 91.8000	\$55.2862 - 116.8100 41.7386 - 86.4000 40.1211 - 71.3000 44.8302 - 78.9000 40.0657 - 77.2000 37.4639 - 48.7000 61.6653 - 115.6000 29.8753 - 35.7000 58.2264 - 97.7000 61.6516 - 74.2600 33.7028 - 35.2000 59.5392 - 78.8000 47.5219 - 84.2200 55.2266 - 91.4000 41.5099 - 65.7000 56.4552 - 102.2000 47.1990 - 91.1000 53.1403 - 74.1000 50.7616 - 87.9000 49.5169 - 82.2000 63.7095 - 107.4000 41.8388 - 81.6800 61.4471 - 89.1000

**Cuyahoga County Public Library**  
*Real Property and Public Utility Tax Levies And Collections*  
*Last Ten Years*

Collection Year	Total Tax Levy(1)	Current Tax Collections(1)	Percent of Current Tax Collections To Current Tax Levy	Delinquent Tax Collection(3)	Total Tax Collections(2)
2022	\$63,706,744	\$60,983,723	95.73%	\$1,947,121	\$62,930,844
2021	63,293,711	61,144,678	96.60	1,511,752	62,656,430
2020	43,763,743	42,253,091	96.55	1,031,414	43,284,505
2019	43,338,133	42,019,453	96.96	1,161,818	43,181,271
2018	43,207,704	41,499,910	96.05	1,195,311	42,695,221
2017	42,829,814	41,194,354	96.18	1,051,306	42,245,660
2016	42,617,955	40,886,516	95.94	930,885	41,817,401
2015	42,869,195	40,382,191	94.20	1,095,353	41,477,544
2014	43,233,722	40,183,973	92.95	1,309,018	41,492,991
2013	43,015,598	40,537,302	94.24	1,449,652	41,986,954

Source: Cuyahoga County, Ohio; County Fiscal Officer

(1) Information for Real and Public Utility Property Only.

(2) State Reimbursements of Rollback and Homestead Exemptions are included.

(3) We are aware of the requirement to report delinquent tax collections by levy year rather than by collection year. However, the County's current computer system tracks levy amounts by current levy and delinquent levy. Once amounts become part of the delinquent levy, the ability to track information by levy year is lost. Outstanding delinquencies are tracked in total by the date the parcel is first certified delinquent. We are looking at options to improve the presentation.

Percent of Total Tax Collections To Tax Levy	Accumulated Outstanding Delinquent Taxes	Percent of Delinquent Taxes to Total Tax Levy
98.78%	\$3,805,697	5.97%
98.99	3,880,790	6.13
98.90	2,574,356	5.88
99.64	2,316,357	5.34
98.81	2,401,370	5.56
98.64	2,617,767	6.11
98.12	3,213,473	7.54
96.75	4,537,569	10.58
95.97	4,735,232	10.95
97.61	4,735,232	11.01



**Cuyahoga County Public Library**  
*Principal Real Property Taxpayers*  
 2022 and 2013

<u>2022</u>		
<u>Taxpayer</u>	<u>Real Property Assessed Valuation</u>	<u>Percentage of Total Real Property Assessed Valuation</u>
Brookfield Properties	\$325,213,100	1.56 %
Progressive Direct Insurance Company	229,746,000	1.10
City of Cleveland	159,483,400	0.77
Eaton Corporation	131,105,600	0.63
Square Mile Orange Village, LLC	119,710,200	0.57
First Interstate	119,698,200	0.57
K&D Properties	91,787,900	0.44
Four Seasons Apartments	77,416,000	0.38
Star West Great Northern Mall, LLC	75,984,900	0.36
Cleveland-Cuyahoga County Port Authority	72,312,000	0.35
Total	<u>\$1,402,457,300</u>	<u>6.73 %</u>
Total Real Property Assessed Valuation	<u>\$20,831,717,520</u>	

<u>2013</u>		
<u>Taxpayer</u>	<u>Real Property Assessed Valuation</u>	<u>Percentage of Total Real Property Assessed Valuation</u>
Cleveland Electric Illuminating Company	\$300,671,710	1.80 %
Beachwood PL LTD	65,324,350	0.39
University Hospitals Health System	62,776,320	0.38
American Transmission Systems	41,365,780	0.25
City of Cleveland	38,713,400	0.23
Star West Great Northern Mall LLC	35,568,680	0.21
Cleveland Clinic	33,669,590	0.20
Progressive Direct Insurance Company	32,094,570	0.19
Southpark Mall, LLC	31,097,990	0.18
Legacy Village	28,143,020	0.17
Total	<u>\$669,425,410</u>	<u>4.00 %</u>
Total Real Property Assessed Valuation	<u>\$16,733,620,070</u>	

Source: Cuyahoga County Fiscal Officer

**Cuyahoga County Public Library**  
*Ratios of Outstanding Debt to  
Total Personal Income and Debt Per Capita (1)*  
Last Ten Years

Fiscal Year	Library Fund Facilities Notes	Leases	Total	Total Personal Income	Percentage Of Personal Income	Population	Per Capita
2022	\$49,106,752	\$895,849	\$50,002,601	\$22,154,357,160	0.23%	609,960	\$81.98
2021	52,718,503	1,226,656	53,945,159	21,840,459,732	0.25	634,934	84.96
2020	53,119,790	1,011,724	54,131,514	20,190,797,904	0.27	609,736	88.78
2019	55,762,264	1,520,634	57,282,898	19,316,954,500	0.30	607,375	94.31
2018	58,440,435	658,141	59,098,576	18,554,093,910	0.32	609,510	96.96
2017	61,090,290	0	61,090,290	17,824,062,801	0.34	611,607	99.88
2016	63,680,145	0	63,680,145	17,482,578,300	0.36	619,620	102.77
2015	66,180,000	0	66,180,000	17,341,265,268	0.38	621,729	106.45
2014	68,589,855	0	68,589,855	17,035,304,715	0.40	621,205	110.41
2013	69,342,602	0	69,342,602	16,717,729,792	0.41	616,072	112.56

(1) The Library has no direct debt limits.

**Cuyahoga County Public Library**  
*Pledged Revenue Coverage*  
*Public Library Fund*  
*Last Ten Years*

Year	Public Library Fund (1)	Debt Service Requirements			Coverage
		Principal	Interest	Total	
2022	\$26,345,223	\$3,475,000	\$1,023,250	\$4,498,250	5.86
2021	24,353,462	3,085,000	1,453,182	4,538,182	5.37
2020	21,595,532	2,515,000	2,075,056	4,590,056	4.70
2019	21,635,812	2,515,000	2,150,506	4,665,506	4.64
2018	20,769,026	2,440,000	2,225,481	4,665,481	4.45
2017	19,967,033	2,380,000	2,284,981	4,664,981	4.28
2016	19,886,828	2,290,000	2,376,581	4,666,581	4.26
2015	20,229,694	2,200,000	2,464,581	4,664,581	4.34
2014	18,472,744	2,115,000	981,361	3,096,361	5.97
2013	18,838,105	2,075,000	3,765,596	5,840,596	3.23

(1) Public Library Fund revenue is reported as a component of intergovernmental revenue.

**Cuyahoga County Public Library**  
*Computation of Direct and Overlapping  
Debt Attributable to Governmental Activities  
December 31, 2022*

Jurisdiction	Governmental Activities Debt	Percentage Applicable to Library (1)	Amount Applicable to the Library
<b>Direct</b>			
Library Fund Facilities Notes	\$49,106,752	100.00 %	\$49,106,752
Leases	895,849	100.00	895,849
<i>Total Direct Debt</i>	<u>50,002,601</u>		<u>50,002,601</u>
<b>Overlapping (2)</b>			
Cuyahoga County	1,325,199,787	62.03	822,021,428
All Townships wholly within the Library	220,000	100.00	220,000
All Cities wholly within the Library	181,820,943	100.00	181,820,943
All Villages wholly within the Library	28,781,000	100.00	28,781,000
All School Districts wholly within the Library	453,086,415	100.00	453,086,415
Brook Park City	7,375,000	95.18	7,019,525
Cleveland City	247,375,000	0.98	2,424,275
Fairview Park City	850,000	92.65	787,525
Garfield Heights City	6,430,000	95.20	6,121,360
Olmsted Falls City School District	26,059,960	96.41	25,124,407
Strongsville City School District	59,540,414	99.73	59,379,655
Chagrin Falls Exempted Village School District	31,195,000	65.14	20,320,423
Polaris Career Center	1,140,000	99.50	1,134,300
Cuyahoga Community College	189,980,000	62.03	117,844,594
<i>Total Overlapping Debt</i>	<u>2,559,053,519</u>		<u>1,726,085,850</u>
<i>Total Direct and Overlapping Debt</i>	<u>\$2,609,056,120</u>		<u>\$1,776,088,451</u>

Source: Ohio Municipal Advisory Council (OMAC)

(1) Percentages were determined by dividing the assessed valuation of the overlapping government located within the boundaries of the Library by the total assessed valuation of the government. The valuations used were for the 2021 tax year, 2022 collection year.

(2) The overlapping debt information is as of December 31, 2022.

**Cuyahoga County Public Library**  
Principal Employers  
2022 and 2013

2022			
Employer	Nature of Activity	Employees	Percentage of Total Employment
Progressive Corporation	Insurance Company	12,291	3.79 %
Giant Eagle Inc.	Food, Fuel and Pharmacy Retailer	9,684	2.99
Swagelok Company	Industrial Manufacturer	4,830	1.49
Ford Motor Company	Automobile Manufacturer	3,490	1.08
Nestle USA	Food Manufacturer	3,191	0.98
Ganley Auto Group	Auto Dealership	2,250	0.69
Southwest General	Health Care Provider	1,811	0.56
Rockwell Automation Inc.	Automation and Information Solutions Provider	1,807	0.56
Embassy Healthcare	Skilled Nursing and Assisted Living	1,800	0.55
Parker Hannifin Corporation	Motion and Control Technologies	1,800	0.55
Total		<u>42,954</u>	<u>13.24 %</u>
Total Employment within the Library		<u>324,500</u>	

2013			
Employer	Nature of Activity	Employees	Percentage of Total Employment
Giant Eagle Inc.	Food, Fuel and Pharmacy Retailer	9,800	3.09 %
Progressive Corporation	Insurance Company	7,895	2.49
Swagelok Company	Industrial Manufacturer	3,800	1.20
Nestle Prepared Foods Company	Food Manufacturer	1,978	0.62
Rockwell Automation Inc.	Automation and Information Solutions Provider	1,902	0.60
Southwest General	Health Care Provider	1,809	0.57
Parma City School District	Public Education	1,550	0.49
Safeguard Properties Management LLC	Foreclosure Property Maintenance	1,478	0.47
Parma Community General Hospital	Hospital	1,440	0.45
Philips Medical Systems	Medical Manufacturer	1,064	0.34
Total		<u>32,716</u>	<u>10.32 %</u>
Total Employment within the Library		<u>317,000</u>	

Source: Crain's Cleveland Business and Ohio Department of Job and Family Services

**Cuyahoga County Public Library**  
*Demographic and Economic Statistics*  
*Last Ten Years*

Year	Population (1)	Total Personal Income (1)	Per Capita Income (1) Cuyahoga County	Unemployment Rate (2)		Estimated Actual Property Value (3)
				Cuyahoga County	State of Ohio	
2022	609,960	\$22,154,357,160	\$36,321	4.9%	4.0%	\$60,387,029,846
2021	634,934	21,840,459,732	34,398	6.5	5.1	53,463,316,419
2020	609,736	20,190,797,904	33,114	10.4	8.1	53,079,750,986
2019	607,375	19,316,954,500	31,804	4.2	4.1	52,780,725,629
2018	609,510	18,554,093,910	30,441	5.2	4.6	48,612,641,016
2017	611,607	17,824,062,801	29,143	5.9	5.0	48,264,932,659
2016	619,620	17,482,578,300	28,215	5.4	4.8	48,297,321,590
2015	621,729	17,341,265,268	27,892	4.0	4.6	48,257,688,110
2014	621,205	17,035,304,715	27,423	5.3	4.7	48,300,833,707
2013	616,072	16,717,729,792	27,136	7.2	6.6	48,276,544,864

Sources:

- (1) U.S. Census Bureau 2020, 2017-2022 Estimates, Library Estimates based on Census.
- (2) Ohio Bureau of Employment Services; U.S. Department of Labor, Bureau of Labor Statistics.
- (3) Cuyahoga County, Ohio; County Fiscal Officer.

**Cuyahoga County Public Library**  
*Full-Time Equivalent Library Employees by Function/Program*  
*Last Ten Years*

Function/Program	2022	2021	2020	2019
<b>Public Service and Administration</b>				
Branch Services	6.00	4.00	3.00	3.00
Adult Education Services - Aspire	20.97	18.37	21.08	29.06
Literacy & Learning Division	32.77	33.40	23.58	34.41
Bay Village Branch	14.56	13.88	12.90	14.08
Beachwood Branch	14.10	13.22	13.06	13.35
Bedford Branch (1)	13.29	12.62	14.09	13.94
Berea Branch	11.72	11.62	12.72	13.10
Brecksville Branch	11.54	11.09	12.12	11.85
Brooklyn Branch	14.08	14.26	13.06	14.47
Brook Park Branch	10.13	12.08	11.79	13.49
Chagrin Falls Branch	10.27	10.57	10.37	10.62
Fairview Park Branch	16.83	17.16	18.90	19.96
Gates Mills Branch	4.03	4.18	5.66	6.06
Garfield Heights Branch	16.46	14.97	15.47	14.89
Independence Branch	9.35	10.15	9.22	10.53
Middleburgh Heights Branch	12.78	11.48	12.38	12.89
Maple Heights Branch	17.95	16.93	18.47	19.38
Mayfield Village Branch	21.07	19.87	19.24	21.47
North Olmsted Branch	16.99	17.87	18.25	20.04
North Royalton Branch	15.32	15.57	15.14	16.93
Olmsted Falls Branch	7.34	6.14	5.44	6.72
Orange Branch	11.12	11.72	10.77	11.95
Parma Heights Branch	9.56	10.56	11.32	10.58
Parma Power Branch (2)	20.54	22.45	23.14	21.81
Parma Snow Branch	16.76	19.74	18.64	20.54
Richmond Heights Branch	0.76	0.00	0.00	0.38
South Euclid - Lyndhurst Branch	15.19	16.32	17.77	18.29
Solon Branch	14.00	15.76	13.49	14.46
Strongsville Branch	18.96	17.83	17.67	20.17
Warrensville Branch	16.83	17.16	16.68	16.04
<b>Collection Development and Processing</b>				
Technical Services Division	2.00	2.00	2.00	2.00
Catalog Division	6.00	5.00	5.00	5.00
Processing Division	8.00	7.00	8.50	10.00
Acquisitions Division	5.00	5.00	5.00	5.00
Collection Development Division	5.80	5.80	4.80	6.80

2018	2017	2016	2015	2014	2013
3.00	3.00	3.00	3.00	3.00	4.00
22.22	21.42	0.00	0.00	0.00	0.00
30.70	28.63	25.06	16.70	14.40	14.40
14.52	14.76	14.76	14.74	14.70	14.33
14.45	14.93	14.01	16.14	16.10	16.98
13.53	14.54	15.30	15.52	16.25	15.45
13.26	14.02	14.67	14.75	14.10	16.05
12.12	13.86	15.35	15.12	15.45	16.73
16.73	17.13	19.00	19.45	19.35	20.13
13.93	14.26	14.59	14.26	13.85	15.03
11.63	12.01	12.39	11.14	11.73	11.73
20.23	21.95	24.53	27.19	26.90	29.40
5.06	4.68	4.46	5.06	5.05	5.45
15.67	15.30	16.56	15.28	16.42	14.35
11.48	11.95	12.69	13.25	13.80	14.40
10.71	12.74	13.01	13.68	12.78	12.65
22.02	23.94	25.76	23.95	25.75	24.53
21.09	21.09	23.18	24.78	25.80	24.78
20.60	20.06	22.20	20.32	21.97	23.03
16.13	17.01	16.63	17.14	16.12	17.45
7.02	5.79	5.92	6.67	6.10	7.50
12.51	12.26	13.11	12.86	12.42	12.50
10.70	10.32	10.80	11.18	11.53	11.53
22.45	22.83	24.35	24.38	24.67	26.78
21.71	21.20	23.46	22.09	20.93	21.90
0.38	0.38	0.38	0.25	0.00	0.35
17.63	16.89	17.75	18.72	16.97	16.33
15.83	16.47	18.37	18.52	20.18	19.18
20.72	21.48	22.66	22.28	23.33	23.68
16.80	15.93	15.58	16.59	14.75	15.75
1.00	1.00	1.00	1.00	2.00	2.00
5.00	6.00	7.00	8.00	9.00	11.00
10.00	11.00	15.50	15.50	12.00	12.00
5.00	6.00	6.00	6.00	6.00	7.00
6.80	6.80	6.60	6.60	7.00	8.00

(continued)



**Cuyahoga County Public Library**  
*Full-Time Equivalent Library Employees by Function/Program (continued)*  
*Last Ten Years*

Function/Program	2022	2021	2020	2019
<b>Facilities, Operation &amp; Maintenance</b>				
Facilities	1.00	1.00	1.00	2.00
Shipping & Receiving	10.00	9.20	10.00	10.00
Maintenance	15.00	11.00	11.00	14.00
Environmental/Contract Services	0.00	2.00	2.00	3.00
Projects/Contracts	3.00	2.00	1.00	1.00
Environmental Services	0.00	0.00	0.00	0.00
<b>Business Administration</b>				
Executive Director	4.00	4.00	4.00	2.00
Communication & External Relations	2.00	4.00	2.50	6.75
Marketing	7.00	7.00	7.00	6.00
Graphics	5.00	5.00	5.00	4.00
Security	3.00	2.00	2.00	2.00
Development Office	4.00	3.00	3.00	0.00
Finance Division	6.00	6.00	6.00	6.00
Information Technologies Division	1.00	1.00	1.00	1.00
Internet & Media Services	3.00	3.00	3.00	3.00
Network Services	4.00	4.00	4.00	4.00
System Support/Help Desk	9.00	9.00	8.00	9.00
Human Resource Division	8.00	7.00	5.38	4.00
Totals:	<u>533.07</u>	<u>525.97</u>	<u>516.60</u>	<u>561.01</u>

**Method:** Using total hours worked by all staff divided by a 40-hour work week at December 31.

- (1) The Southeast Branch was renamed the Bedford Branch for 2022.
- (2) The Parma South Branch was renamed Parma Powers Branch for 2022.

2018	2017	2016	2015	2014	2013
2.00	2.00	3.00	3.00	2.00	2.00
11.00	11.50	8.00	8.00	11.00	14.00
12.00	12.00	13.00	13.00	14.00	14.00
4.00	3.00	2.00	2.00	2.00	2.00
1.00	1.00	1.00	1.00	1.00	1.00
0.00	0.00	1.00	1.00	1.00	1.00
3.00	3.00	3.00	3.00	3.00	3.00
3.50	2.00	2.00	2.00	2.00	0.00
6.00	5.00	6.00	5.00	5.00	8.00
5.00	5.00	5.00	5.00	5.00	6.00
2.00	2.00	2.00	2.00	2.00	2.00
2.00	2.00	2.00	1.00	0.60	2.00
6.00	7.00	6.00	6.00	6.00	6.00
1.00	1.00	1.00	1.00	1.00	1.00
3.00	6.00	6.00	6.00	6.00	5.00
4.00	4.00	4.00	4.00	4.00	4.00
9.00	8.00	7.00	9.00	9.00	10.00
5.00	4.00	4.00	3.00	3.00	3.00
<u>562.13</u>	<u>570.13</u>	<u>571.63</u>	<u>567.11</u>	<u>568.00</u>	<u>590.37</u>

**Cuyahoga County Public Library**  
*Capital Assets Statistics by Function/Program*  
*Last Ten Years*

Function/Program	2022	2021	2020	2019
<b>Public Service</b>				
Number of Buildings	27	27	27	27
Public Meeting Rooms	79	70	70	70
Vehicles for Delivery	6	6	4	7
Parma Snow Auditorium	1	1	1	1
Square Footage				
Bay Village Branch	17,170	15,806	15,806	15,806
Beachwood Branch	18,626	18,626	18,626	18,626
Bedford Branch (2)	16,455	16,455	16,455	16,455
Berea Branch	15,666	15,666	15,666	15,666
Brecksville Branch	15,251	15,251	15,251	15,251
Brook Park Branch	13,774	13,774	13,774	13,774
Brooklyn Branch	17,400	17,400	17,400	17,400
Chagrin Falls Branch	12,806	12,806	12,806	12,806
Fairview Park Branch	44,225	44,225	44,225	44,225
Garfield Heights Branch	29,447	29,447	29,447	29,447
Gates Mills Branch	3,600	3,600	3,600	3,600
Independence Branch	16,530	16,530	16,530	16,530
Maple Heights Branch	48,434	48,434	48,434	48,434
Mayfield Village Branch	33,175	33,175	33,175	33,175
Metro Health Hospital	0	465	465	465
Middleburg Heights Branch	16,007	16,007	16,007	16,007
North Olmsted Branch	37,897	37,897	37,897	37,897
North Royalton Branch	28,893	28,893	28,893	28,893
Olmsted Falls Branch	5,940	5,940	5,940	5,940
Orange Branch	15,186	15,186	15,186	15,186
Parma Heights Branch	15,515	15,515	15,515	15,515
Parma Branch	43,918	43,918	43,918	43,918
Parma Powers Branch (3)	43,370	43,370	43,370	43,370
Richmond Branch (1)	0	3,364	3,364	3,364
Richmond Branch (1)	5,191	5,191	0	0
Solon Branch	22,538	22,538	22,538	22,538
South Euclid - Lyndhurst Branch	30,030	30,030	30,030	30,030
Strongsville Branch	36,002	36,002	36,002	36,002
Warrensville Branch	27,750	27,750	27,750	27,750
Public Use Copy Machines	50	50	50	50
Public Use PCs	1,529	1,417	1,417	1,481
<b>Administration</b>				
Square Footage				
Administration Building 2111 Snow Road	103,770	103,770	103,770	103,770
1868 S Green Road	0	0	0	0
1876 S Green Road	0	0	0	0
1888 S Green Road	0	0	0	0
Administrative Multi Functional Copier, Printer, Fax & Scanner	40	40	40	40
Staff Use PCs	756	763	812	1,024

- (1) The new Richmond Heights Branch opened in 2021.  
(2) The Southeast Library was renamed the Bedford Library for 2022.  
(3) The Parma South Branch was renamed Parma Powers Branch for 2022.

2018	2017	2016	2015	2014	2013
27	27	27	27	27	27
70	69	69	67	64	64
7	7	7	7	7	7
1	1	1	1	1	1
15,806	15,806	15,806	15,806	15,806	15,806
18,626	18,626	18,626	18,626	18,626	18,626
16,455	16,455	16,455	16,455	16,455	16,455
15,666	15,666	15,666	15,666	15,666	15,666
15,251	15,251	15,251	15,251	15,251	15,251
13,774	13,774	13,774	13,774	13,774	13,225
17,400	17,400	17,400	17,400	17,400	17,400
12,806	12,806	12,806	12,806	12,806	12,806
44,225	44,225	44,225	44,225	44,225	44,225
29,447	29,447	29,447	29,447	29,447	29,447
3,600	3,600	3,600	3,600	3,600	3,600
16,530	16,530	16,530	16,530	16,530	16,530
48,434	48,434	48,434	48,434	48,434	48,434
33,175	33,175	33,175	33,175	33,175	33,175
465	465	465	465	465	465
16,007	12,370	12,370	12,370	12,370	12,370
37,897	37,897	37,897	37,897	37,897	37,897
28,893	28,893	28,893	28,893	28,893	28,893
5,940	5,940	5,940	5,940	5,940	5,940
15,186	15,186	15,186	15,186	12,276	12,276
15,515	15,515	15,515	15,515	15,515	15,515
43,918	43,918	43,918	43,918	43,918	43,918
43,370	43,370	43,370	43,370	43,370	43,370
3,364	3,364	3,364	3,364	3,364	3,364
0	0	0	0	0	0
22,538	22,538	22,538	22,538	22,538	22,538
30,030	30,030	30,030	30,030	19,842	19,842
36,002	36,002	36,002	36,002	36,002	36,002
27,750	27,750	27,750	27,750	27,750	27,750
48	49	49	49	49	49
1,428	1,047	1,064	1,022	991	952
103,770	103,770	103,770	103,770	103,770	103,770
0	0	0	0	0	3,204
0	0	0	0	0	2,664
0	0	0	0	0	1,800
38	38	39	39	39	39
950	679	476	485	508	517

**Cuyahoga County Public Library**  
*Operating Indicators by Function/Program*  
*Last Ten Years*

Function/Program	2022	2021	2020
<b>Public Service and Administration</b>			
Circulation By Building			
Administration Building	44,723	41,569	32,679
Bay Village Library	178,174	157,781	119,410
Beachwood Library	255,735	253,191	197,467
Bedford Library (3)	81,867	85,563	78,692
Berea Library	168,413	163,351	140,000
Brecksville Library	243,070	232,891	181,192
Brook Park Library	91,166	86,506	83,729
Brooklyn Library	135,194	136,169	126,751
Chagrin Falls Library	99,838	111,316	84,724
Fairview Park Library	244,224	229,504	206,885
Garfield Heights Library	85,303	88,163	96,910
Gates Mills Library	23,935	22,095	17,541
Independence Library	136,404	123,898	101,995
Maple Heights Library	66,200	57,143	59,727
Mayfield Library	263,315	281,029	230,114
Metro Health Hospital	0	0	3,932
Middleburg Heights Library	153,728	152,002	141,288
North Olmsted Library	213,698	219,492	186,264
North Royalton Library	304,231	300,183	256,704
Olmsted Falls Library	96,368	91,212	82,892
Orange Library	130,066	128,485	101,349
Parma Heights Library	95,739	81,105	82,411
Parma Ridge Library (1)	0	0	0
Parma Powers (4)	299,353	291,820	278,733
Parma Snow Library	253,049	254,227	217,589
Richmond Library	43,684	54,023	53,215
Solon Library	274,710	281,456	233,581
South Euclid-Lyndhurst Library	179,668	183,689	169,532
Strongsville Library	351,686	344,806	289,721
Warrensville Heights Library	54,505	49,395	50,749
Home Users (2)	0	0	0
Remote (2)	2,611,494	2,773,446	2,379,378
Institutional	879	244	779
E-Books	3,535,736	3,269,695	3,143,447
CCPL Mobile (smart phone app) (2)	0	0	0
Total Circulation, All Buildings	10,716,155	10,545,449	9,429,380
Circulation By Age Level			
Total Adult Circulation	3,567,533	3,564,971	3,164,334
Total Youth Circulation	682,629	664,829	590,019
Total Other Circulation (senior, staff, institution, home school, etc.)	6,465,993	6,315,649	5,675,027
Circulation By Type of Materials			
Books and Magazines	5,405,338	5,337,704	4,250,309
E-Books	3,341,288	3,073,124	2,924,353
Videocassettes and DVDs	1,346,164	1,486,519	1,645,979
Recordings (Discs, Tapes, CDs)	261,498	306,025	306,583
E-Media (Streaming Music & Video)	194,448	196,571	219,094
Computer Software (DVD-ROM and CD-ROM)	0	0	0
Other Items	167,419	145,506	83,062

2019	2018	2017	2016	2015	2014	2013
45,396	35,183	37,075	32,701	38,956	39,791	54,959
241,429	247,737	274,966	292,557	324,788	341,729	388,066
372,014	388,488	417,558	449,756	584,443	631,743	658,508
185,021	365,252	230,326	277,640	370,026	388,904	441,546
288,956	305,968	345,386	410,209	474,044	513,661	588,308
365,129	376,942	410,838	446,242	518,997	574,869	629,873
174,116	190,739	213,205	258,445	301,572	296,014	359,828
301,402	327,359	370,695	435,767	571,803	615,703	735,943
166,446	181,532	196,788	214,145	233,588	255,286	286,155
408,104	442,353	493,633	550,431	647,912	750,900	790,566
234,001	274,613	316,750	371,000	432,024	579,431	509,804
34,991	38,108	38,351	42,473	49,990	51,691	56,411
201,480	216,892	244,675	269,462	302,470	333,949	403,849
152,629	169,748	194,205	244,262	299,370	317,162	372,418
455,077	512,333	583,900	645,287	762,671	842,506	935,605
21,664	24,736	31,388	36,035	47,761	55,715	57,751
259,920	275,938	279,829	313,037	343,257	371,114	400,878
399,702	427,673	474,537	523,975	616,376	676,556	751,000
498,674	538,726	594,618	638,476	737,760	811,843	758,770
146,937	150,216	162,136	171,543	204,757	231,157	233,319
181,659	199,309	210,029	233,606	261,110	250,860	282,782
187,399	209,048	221,407	184,300	346,249	392,062	482,537
0	0	0	0	0	0	308,140
583,051	649,328	729,199	892,094	959,737	1,056,829	845,497
451,752	533,438	604,926	705,368	844,355	948,850	726,373
110,958	120,982	137,630	151,825	178,582	201,331	206,996
452,992	485,100	535,015	590,263	655,219	747,521	825,002
341,224	213,193	410,264	446,900	332,402	339,571	403,791
588,449	635,014	670,485	732,122	864,219	974,039	1,113,450
121,136	141,345	162,047	201,003	266,917	301,674	341,799
3,675,933	3,990,063	3,174,960	3,312,121	5,078,800	4,234,209	3,721,620
0	0	0	0	0	0	0
3,876	4,132	3,867	4,317	4,952	4,473	1,961
2,705,586	2,693,840	2,399,192	2,152,886	1,928,507	1,292,052	1,065,427
182,233	183,659	114,514	4,745	3,315	4,251	4,461
14,539,336	15,548,987	15,284,394	16,234,993	19,586,929	19,427,446	19,743,393
6,014,058	6,763,634	6,921,581	7,769,198	10,284,996	10,837,931	11,303,153
1,265,909	1,512,099	1,487,693	1,696,292	2,006,931	2,235,385	2,404,627
7,259,369	7,273,254	6,875,120	6,769,503	7,295,002	6,354,130	6,035,613
7,595,950	7,955,959	7,773,635	8,220,350	9,932,358	9,924,245	10,130,668
2,523,022	2,309,970	2,006,059	1,779,542	1,642,666	1,246,164	1,065,427
3,401,716	3,848,124	3,914,491	4,419,853	5,845,153	6,158,547	6,303,496
689,698	867,817	1,078,564	1,207,251	1,597,946	1,907,662	2,137,147
182,564	383,870	393,133	373,344	285,841	45,888	0
0	0	0	0	0	14	36
146,386	183,247	118,512	230,336	278,013	140,453	106,619

(continued)

**Cuyahoga County Public Library**  
*Operating Indicators by Function/Program (continued)*  
*Last Ten Years*

Function/Program	2022	2021	2020
<b>Library Collections Systemwide</b>			
Books	1,239,499	1,310,237	1,320,226
E-Books	715,621	446,988	524,793
Videocassettes and DVDs	263,980	360,384	395,540
Recordings (Discs, Tapes, CDs)	85,478	121,018	132,280
E-Media (Streaming Music & Video)	415,806	564,947	318,588
Computer Software (DVD-ROM and CD-ROM)	0	0	0
Other Items	24,823	23,854	19,688
Magazine Subscriptions	2,022	2,233	2,233
Databases Provided	48	49	50
<b>Electronic Resources</b>			
Number of PCs Available for Public	1,450	1,417	1,417
Number of Weekly Users of Electronic Resources	41,969	46,185	38,873
Annual Number of Users of Electronic Resources	2,182,409	2,401,624	2,021,414
<b>Public Service Transactions Systemwide</b>			
Average Weekly Building Attendance	51,663	46,448	68,255
Annual Building Attendance	2,998,491	2,415,283	2,047,666
Average Weekly Reference Transactions	16,185	15,264	21,791
Annual Reference Transactions	841,594	793,702	893,451
Total Annual Library Programs	10,152	5,709	3,888
Total Annual Library Programs Attendance	195,391	119,403	40,219
<b>Business Administration</b>			
Purchase orders Issued	4,963	4,781	3,786
Accounts Payable Checks/Vouchers Issued	4,957	4,791	4,076
Payroll Checks/Direct Deposits Processed/Issued	20,845	20,413	20,686
W-2s and 1099s Issued	1,079	1,053	1,135
Board Resolutions	44	44	21

- (1) On October 26, 2013, the new Parma Branch opened which consolidated the Parma-South and Parma-Ridge Branches. The Circulation by Building number for the Parma-Ridge Branch included the entire year except for the last two months of the year. The amount for Parma-South includes the first 10 months when the branches were separate and the last 2 months of the year when they were combined as the new Parma Branch.
- (2) As of January 2020, Home Users and CCPL Mobile Indicators are included in a new category Remote.
- (3) The Southeast Library was renamed the Bedford Library for 2022.
- (4) The Parma South Branch was renamed Parma Powers Branch for 2022.

2019	2018	2017	2016	2015	2014	2013
1,390,716	1,760,337	1,544,865	1,551,993	1,646,809	1,583,750	1,762,534
404,949	354,181	330,455	275,030	385,746	385,213	174,527
406,733	482,458	448,902	475,986	490,334	510,165	582,528
148,724	193,399	225,630	256,771	278,381	295,803	363,454
320,089	288,155	328,906	1,000	1,145	1,863	0
0	0	0	0	0	0	19
18,552	19,915	7,769	10,355	11,176	10,066	8,385
2,673	3,003	3,421	3,694	5,143	5,416	5,185
39	44	48	45	44	45	44
1,481	1,428	1,047	1,064	1,022	991	952
52,950	48,059	41,712	44,787	40,766	43,167	46,663
2,753,394	2,499,074	2,169,053	2,328,934	2,119,855	2,244,706	2,426,450
95,881	100,771	125,696	130,373	142,091	153,691	152,000
4,985,812	5,240,072	6,536,189	6,779,385	7,388,748	7,991,967	7,904,020
26,204	25,528	25,296	23,330	25,452	30,504	28,459
1,362,582	1,327,482	1,315,366	1,213,160	1,323,530	1,586,234	1,479,868
14,115	15,156	16,269	15,783	14,864	21,687	20,533
328,826	337,112	343,394	333,152	318,472	393,627	406,406
5,490	4,980	4,469	4,475	4,262	4,176	4,677
5,524	5,739	5,826	5,698	6,169	6,025	6,183
22,842	22,644	22,560	22,070	21,883	22,246	23,410
1,143	1,375	1,367	1,279	1,179	1,250	1,274
40	47	50	53	58	87	97



*This Page Intentionally Left Blank.*

**CUYAHOGA COUNTY  
PUBLIC LIBRARY**  
CUYAHOGA COUNTY, OHIO

**SINGLE AUDIT**

**FOR THE YEAR ENDED  
DECEMBER 31, 2022**

**CUYAHOGA COUNTY PUBLIC LIBRARY  
CUYAHOGA COUNTY, OHIO**

TABLE OF CONTENTS

	<u>PAGES</u>
Schedule of Expenditures of Federal Awards.....	1
Notes to the Schedule of Expenditures of Federal Awards 2 <i>CFR</i> § 200.510(b)(6) .....	2
Independent Auditor’s Report on Internal Control Over Financial Reporting and on Compliance and Other Matters Based on an Audit of the Financial Statements Performed in Accordance With <i>Government Auditing Standards</i> .....	3 - 4
Independent Auditor’s Report on Compliance for Each Major Federal Program and on Internal Control Over Compliance and on the Schedule of Expenditures of Federal Awards Required by the Uniform Guidance.....	5 - 7
Schedule of Findings 2 <i>CFR</i> § 200.515 .....	8

CUYAHOGA COUNTY PUBLIC LIBRARY  
 CUYAHOGA COUNTY, OHIO  
 SCHEDULE OF EXPENDITURES OF FEDERAL AWARDS  
 FOR THE YEAR ENDED DECEMBER 31, 2022

FEDERAL GRANTOR/ PASS THROUGH GRANTOR/ PROGRAM/CLUSTER TITLE	PASS-THROUGH ENTITY IDENTIFYING NUMBER / ADDITIONAL AWARD IDENTIFICATION	ASSISTANCE LISTING NUMBER	TOTAL FEDERAL EXPENDITURES
<b>U.S. DEPARTMENT OF AGRICULTURE</b>			
<i>Passed Through Cuyahoga County Department of Job and Family Services Workforce Division</i>			
<i>SNAP Cluster</i>			
State Administrative Matching Grants for the Supplemental Nutrition Assistance Program	2021-2022	10.561	\$ 17,654
State Administrative Matching Grants for the Supplemental Nutrition Assistance Program	2022-2023	10.561	5,277
<b>Total SNAP Cluster</b>			<u>22,931</u>
<b>Total U.S. Department of Agriculture</b>			<u>22,931</u>
<b>U.S. FEDERAL COMMUNICATIONS COMMISSION</b>			
<i>Direct</i>			
COVID-19 - Emergency Connectivity Fund Program - Services	COVID-19, ECOECF219000731211	32.009	109,480
<b>Total Emergency Connectivity Fund Program &amp; U.S. Federal Communications Commission</b>			<u>109,480</u>
<b>THE INSTITUTE OF MUSEUM AND LIBRARY SERVICES</b>			
<i>Passed Through State Library of Ohio</i>			
COVID-19 - Library Services and Technology Act (LSTA) - Services to Targeted Populations - ARPA	COVID-19, ARPA-L-7-22	45.310	100,000
<b>Total Library Services and Technology Act (LSTA) &amp; The Institute of Museum and Library Services</b>			<u>100,000</u>
<b>U.S. DEPARTMENT OF EDUCATION</b>			
<i>Passed Through Ohio Department of Higher Education</i>			
Adult Education - Basic Grants to States - Aspire Instructional	84.002A, 2021-2022	84.002A	516,660
Adult Education - Basic Grants to States - Aspire Instructional	84.002A, 2022-2023	84.002A	212,402
Adult Education - Basic Grants to States - Integrated English Literacy and Civics Education/ Integrated Education and Training	84.002A, 2021-2022	84.002A	65,728
Adult Education - Basic Grants to States - Integrated English Literacy and Civics Education/ Integrated Education and Training	84.002A, 2022-2023	84.002A	65,663
<b>Total Adult Education Basic Grants to States</b>			<u>860,453</u>
<b>Total U.S. Department of Education</b>			<u>860,453</u>
<b>Total Expenditures of Federal Awards</b>			<u>\$ 1,092,864</u>

The accompanying notes are an integral part of this schedule.

**CUYAHOGA COUNTY PUBLIC LIBRARY  
CUYAHOGA COUNTY, OHIO**

**NOTES TO THE SCHEDULE OF EXPENDITURES OF FEDERAL AWARDS  
2 CFR 200.510(b)(6)  
FOR THE YEAR ENDED DECEMBER 31, 2022**

**NOTE 1 – BASIS OF PRESENTATION & SUMMARY OF SIGNIFICANT ACCOUNTING POLICIES**

The accompanying Schedule of Expenditures of Federal Awards (the Schedule) includes the federal award activity of the Cuyahoga County Public Library (the “Library”) under programs of the federal government for the year ended December 31, 2022. The information on this Schedule is prepared in accordance with the requirements of Title 2 U.S. Code of Federal Regulations Part 200, *Uniform Administrative Requirements, Cost Principles, and Audit Requirements for Federal Awards* (Uniform Guidance). Because the Schedule presents only a selected portion of the operations of the Library, it is not intended to and does not present the financial position or changes in net position of the Library. Expenditures reported on the Schedule are reported on the cash basis of accounting. Such expenditures are recognized following cost principles contained in Uniform Guidance wherein certain types of expenditures may or may not be limited to reimbursement.

**NOTE 2 – DE MINIMIS INDIRECT COST RATE**

The Library has not elected to use the 10-percent de minimis indirect cost rate as allowed under the Uniform Guidance.

**NOTE 3 – MATCHING REQUIREMENTS**

Certain Federal programs require the Library to contribute non-Federal funds (matching funds) to support the Federally-funded programs. The Library has met its matching requirements. The Schedule does not include the expenditure of non-Federal matching funds.

**Independent Auditor's Report on Internal Control Over Financial Reporting and on Compliance and Other  
Matters Based on an Audit of Financial Statements Performed in Accordance With  
*Government Auditing Standards***

Cuyahoga County Public Library  
Cuyahoga County  
2111 Snow Road  
Parma, Ohio 44134

To the Members of the Board of Trustees and Management:

We have audited, in accordance with the auditing standards generally accepted in the United States of America and the standards applicable to financial audits contained in *Government Auditing Standards* issued by the Comptroller General of the United States, the financial statements of the governmental activities, the discretely presented component unit, each major fund, and the aggregate remaining fund information of the Cuyahoga County Public Library, Cuyahoga County, Ohio, as of and for the year ended December 31, 2022, and the related notes to the financial statements, which collectively comprise the Cuyahoga County Public Library's basic financial statements, and have issued our report thereon dated June 8, 2023.

**Report on Internal Control over Financial Reporting**

In planning and performing our audit of the financial statements, we considered the Cuyahoga County Public Library's internal control over financial reporting (internal control) as a basis for designing audit procedures that are appropriate in the circumstances for the purpose of expressing our opinions on the financial statements, but not for the purpose of expressing an opinion on the effectiveness of the Cuyahoga County Public Library's internal control. Accordingly, we do not express an opinion on the effectiveness of the Cuyahoga County Public Library's internal control.

A *deficiency in internal control* exists when the design or operation of a control does not allow management or employees, in the normal course of performing their assigned functions, to prevent, or detect and correct, misstatements, on a timely basis. A *material weakness* is a deficiency, or a combination of deficiencies, in internal control, such that there is a reasonable possibility that a material misstatement of the Cuyahoga County Public Library's financial statements will not be prevented, or detected and corrected, on a timely basis. A *significant deficiency* is a deficiency, or a combination of deficiencies, in internal control that is less severe than a material weakness, yet important enough to merit attention by those charged with governance.

Our consideration of internal control was for the limited purpose described in the first paragraph of this section and was not designed to identify all deficiencies in internal control that might be material weaknesses or, significant deficiencies. Given these limitations, during our audit we did not identify any deficiencies in internal control that we consider to be material weaknesses. However, material weaknesses or significant deficiencies may exist that were not identified.

Cuyahoga County Public Library

Cuyahoga County

Independent Auditor's Report on Internal Control Over Financial Reporting and on Compliance and Other Matters

Based on an Audit of Financial Statements Performed in Accordance With *Government Auditing Standards*

### **Report on Compliance and Other Matters**

As part of obtaining reasonable assurance about whether the Cuyahoga County Public Library's financial statements are free from material misstatement, we performed tests of its compliance with certain provisions of laws, regulations, contracts, and grant agreements, noncompliance with which could have a direct and material effect on the financial statements. However, providing an opinion on compliance with those provisions was not an objective of our audit, and accordingly, we do not express such an opinion. The results of our tests disclosed no instances of noncompliance or other matters that are required to be reported under *Government Auditing Standards*.

### **Purpose of this Report**

The purpose of this report is solely to describe the scope of our testing of internal control and compliance and the results of that testing, and not to provide an opinion on the effectiveness of the Cuyahoga County Public Library's internal control or on compliance. This report is an integral part of an audit performed in accordance with *Government Auditing Standards* in considering the Cuyahoga County Public Library's internal control and compliance. Accordingly, this communication is not suitable for any other purpose.



Julian & Grube, Inc.

June 8, 2023

**Independent Auditor’s Report on Compliance for Each Major Federal Program  
and on Internal Control Over Compliance and on the Schedule of Expenditures of Federal Awards  
Required by the Uniform Guidance**

Cuyahoga County Public Library  
Cuyahoga County  
2111 Snow Road  
Parma, Ohio 44134

To the Members of the Board of Trustees and Management:

**Report on Compliance for Each Major Federal Program**

***Opinion on Each Major Federal Program***

We have audited the Cuyahoga County Public Library’s compliance with the types of compliance requirements identified as subject to audit in the U.S. Office of Management and Budget (OMB) *Compliance Supplement* that could have a direct and material effect on each of the Cuyahoga County Public Library’s major federal programs for the year ended December 31, 2022. The Cuyahoga County Public Library’s major federal programs are identified in the summary of auditor’s results section of the accompanying schedule of findings.

In our opinion, the Cuyahoga County Public Library complied, in all material respects, with the compliance requirements referred to above that could have a direct and material effect on each of its major federal programs for the year ended December 31, 2022.

***Basis for Opinion on Each Major Federal Program***

We conducted our audit of compliance in accordance with auditing standards generally accepted in the United States of America (GAAS); the standards applicable to financial audits contained in *Government Auditing Standards*, issued by the Comptroller General of the United States (*Government Auditing Standards*); and the audit requirements of Title 2 U.S. *Code of Federal Regulations* Part 200, *Uniform Administrative Requirements, Cost Principles, and Audit Requirements for Federal Awards* (Uniform Guidance). Our responsibilities under those standards and the Uniform Guidance are further described in the “Auditor’s Responsibilities for the Audit of Compliance” section of our report.

We are required to be independent of the Cuyahoga County Public Library and to meet our other ethical responsibilities, in accordance with relevant ethical requirements relating to our audit. We believe that the audit evidence we have obtained is sufficient and appropriate to provide a basis for our opinion on compliance for each major federal program. Our audit does not provide a legal determination of the Cuyahoga County Public Library’s compliance with the compliance requirements referred to above.

***Responsibilities of Management for Compliance***

Management is responsible for compliance with the requirements referred to above and for the design, implementation, and maintenance of effective internal control over compliance with the requirements of laws, statutes, regulations, rules, and provisions of contracts or grant agreements applicable to the Cuyahoga County Public Library’s federal programs.



***Auditor's Responsibilities for the Audit of Compliance***

Our objectives are to obtain reasonable assurance about whether material noncompliance with the compliance requirements referred to above occurred, whether due to fraud or error, and express an opinion on the Cuyahoga County Public Library's compliance based on our audit. Reasonable assurance is a high level of assurance but is not absolute assurance and therefore is not a guarantee that an audit conducted in accordance with GAAS, *Government Auditing Standards*, and the Uniform Guidance will always detect material noncompliance when it exists. The risk of not detecting material noncompliance resulting from fraud is higher than for that resulting from error, as fraud may involve collusion, forgery, intentional omissions, misrepresentations, or the override of internal control. Noncompliance with the compliance requirements referred to above is considered material if there is a substantial likelihood that, individually or in the aggregate, it would influence the judgment made by a reasonable user of the report on compliance about the Cuyahoga County Public Library's compliance with the requirements of each major federal program as a whole.

In performing an audit in accordance with GAAS, *Government Auditing Standards*, and the Uniform Guidance, we:

- Exercise professional judgment and maintain professional skepticism throughout the audit.
- Identify and assess the risks of material noncompliance, whether due to fraud or error, and design and perform audit procedures responsive to those risks. Such procedures include examining, on a test basis, evidence regarding the Cuyahoga County Public Library's compliance with the compliance requirements referred to above and performing such other procedures as we considered necessary in the circumstances.
- Obtain an understanding of the Cuyahoga County Public Library's internal control over compliance relevant to the audit in order to design audit procedures that are appropriate in the circumstances and to test and report on internal control over compliance in accordance with the Uniform Guidance, but not for the purpose of expressing an opinion on the effectiveness of the Cuyahoga County Public Library's internal control over compliance. Accordingly, no such opinion is expressed.

We are required to communicate with those charged with governance regarding, among other matters, the planned scope and timing of the audit and any significant deficiencies and material weaknesses in internal control over compliance that we identified during the audit.

**Report on Internal Control over Compliance**

*A deficiency in internal control over compliance* exists when the design or operation of a control over compliance does not allow management or employees, in the normal course of performing their assigned functions, to prevent, or detect and correct, noncompliance with a type of compliance requirement of a federal program on a timely basis. A *material weakness in internal control over compliance* is a deficiency, or a combination of deficiencies, in internal control over compliance, such that there is a reasonable possibility that material noncompliance with a type of compliance requirement of a federal program will not be prevented, or detected and corrected, on a timely basis. A *significant deficiency in internal control over compliance* is a deficiency, or a combination of deficiencies, in internal control over compliance with a type of compliance requirement of a federal program that is less severe than a material weakness in internal control over compliance, yet important enough to merit attention by those charged with governance.

Our consideration of internal control over compliance was for the limited purpose described in the "Auditor's Responsibilities for the Audit of Compliance" section above and was not designed to identify all deficiencies in internal control over compliance that might be material weaknesses or significant deficiencies in internal control over compliance. Given these limitations, during our audit we did not identify any deficiencies in internal control over compliance that we consider to be material weaknesses, as defined above. However, material weaknesses or significant deficiencies in internal control over compliance may exist that were not identified.

Our audit was not designed for the purpose of expressing an opinion on the effectiveness of internal control over compliance. Accordingly, no such opinion is expressed.

Cuyahoga County Public Library

Cuyahoga County

Independent Auditor's Report on Compliance for Each Major Federal Program and on Internal Control Over Compliance and on the Schedule of Expenditures of Federal Awards Required by the Uniform Guidance

The purpose of this report on internal control over compliance is solely to describe the scope of our testing of internal control over compliance and the results of that testing based on the requirements of the Uniform Guidance. Accordingly, this report is not suitable for any other purpose.

### **Report on Schedule of Expenditures of Federal Awards Required by the Uniform Guidance**

We have audited the financial statements of the governmental activities, the discretely presented component unit, each major fund, and the aggregate remaining fund information of the Cuyahoga County Public Library, as of and for the year ended December 31, 2022, and the related notes to the financial statements, which collectively comprise the Cuyahoga County Public Library's basic financial statements. We issued our unmodified report thereon dated June 8, 2023. Our audit was performed for the purpose of forming opinions on the financial statements that collectively comprise the basic financial statements. The accompanying schedule of expenditures of federal awards is presented for purposes of additional analysis as required by the Uniform Guidance and is not a required part of the basic financial statements. Such information is the responsibility of management and was derived from and relates directly to the underlying accounting and other records used to prepare the basic financial statements. The information has been subjected to the auditing procedures applied in the audit of the financial statements and certain additional procedures, including comparing and reconciling such information directly to the underlying accounting and other records used to prepare the basic financial statements or to the basic financial statements themselves, and other additional procedures in accordance with auditing standards generally accepted in the United States of America. In our opinion, the schedule of expenditures of federal awards is fairly stated in all material respects in relation to the basic financial statements as a whole.



Julian & Grube, Inc.

June 8, 2023

**CUYAHOGA COUNTY PUBLIC LIBRARY  
CUYAHOGA COUNTY, OHIO**

**SCHEDULE OF FINDINGS  
2 CFR § 200.515  
DECEMBER 31, 2022**

<b>1. SUMMARY OF AUDITOR'S RESULTS</b>		
<i>(d)(1)(i)</i>	<i>Type of Financial Statement Opinion</i>	Unmodified
<i>(d)(1)(ii)</i>	<i>Were there any material weaknesses in internal control reported at the financial statement level (GAGAS)?</i>	No
<i>(d)(1)(ii)</i>	<i>Were there any significant deficiencies in internal control reported at the financial statement level (GAGAS)?</i>	No
<i>(d)(1)(iii)</i>	<i>Was there any reported material noncompliance at the financial statement level (GAGAS)?</i>	No
<i>(d)(1)(iv)</i>	<i>Were there any material weaknesses in internal control reported for major federal programs?</i>	No
<i>(d)(1)(iv)</i>	<i>Were there any significant deficiencies in internal control reported for major federal programs?</i>	No
<i>(d)(1)(v)</i>	<i>Type of Major Programs' Compliance Opinion</i>	Unmodified
<i>(d)(1)(vi)</i>	<i>Are there any reportable findings under 2 CFR § 200.516(a)?</i>	No
<i>(d)(1)(vii)</i>	<i>Major Program (listed):</i>	Adult Education- Basic Grants to States (ALN 84.002)
<i>(d)(1)(viii)</i>	<i>Dollar Threshold: Type A/B Programs</i>	Type A: >\$750,000 Type B: all others
<i>(d)(1)(ix)</i>	<i>Low Risk Auditee under 2 CFR § 200.520?</i>	Yes

**2. FINDINGS RELATED TO THE BASIC FINANCIAL STATEMENTS  
REQUIRED TO BE REPORTED IN ACCORDANCE WITH GAGAS**

None.

**3. FINDINGS AND QUESTIONED COSTS FOR FEDERAL AWARDS**

None.

**This page intentionally left blank.**

# OHIO AUDITOR OF STATE KEITH FABER



**CUYAHOGA COUNTY PUBLIC LIBRARY**

**CUYAHOGA COUNTY**

**AUDITOR OF STATE OF OHIO CERTIFICATION**

This is a true and correct copy of the report, which is required to be filed pursuant to Section 117.26, Revised Code, and which is filed in the Office of the Ohio Auditor of State in Columbus, Ohio.



**Certified for Release 8/8/2023**

88 East Broad Street, Columbus, Ohio 43215  
Phone: 614-466-4514 or 800-282-0370

This report is a matter of public record and is available online at  
[www.ohioauditor.gov](http://www.ohioauditor.gov)