

**CONOTTON VALLEY UNION
LOCAL SCHOOL DISTRICT
CARROLL COUNTY, OHIO**

SINGLE AUDIT REPORT

**FOR THE BIENNIAL FISCAL YEARS
ENDED JUNE 30, 2022 AND JUNE 30, 2021**

Zupka & Associates
Certified Public Accountants

OHIO AUDITOR OF STATE
KEITH FABER



88 East Broad Street
Columbus, Ohio 43215
IPAReport@ohioauditor.gov
(800) 282-0370

Members of the Board of Education
Conotton Valley Union Local School District
21 Mound Street
P.O. Box 187
Sherrodsville, Ohio 44675

We have reviewed the *Independent Auditor's Report* of Conotton Valley Union Local School District, Carroll County, prepared by Zupka & Associates, for the audit period July 1, 2020 through June 30, 2022. Based upon this review, we have accepted these reports in lieu of the audit required by Section 117.11, Revised Code. The Auditor of State did not audit the accompanying financial statements and, accordingly, we are unable to express, and do not express an opinion on them.

Our review was made in reference to the applicable sections of legislative criteria, as reflected by the Ohio Constitution, and the Revised Code, policies, procedures and guidelines of the Auditor of State, regulations and grant requirements. Conotton Valley Union Local School District is responsible for compliance with these laws and regulations.

A handwritten signature in cursive script that reads "Keith Faber".

Keith Faber
Auditor of State
Columbus, Ohio

March 24, 2023

This page intentionally left blank.

**CONOTTON VALLEY UNION LOCAL SCHOOL DISTRICT
CARROLL COUNTY, OHIO
AUDIT REPORT
FOR THE BIENNIAL FISCAL YEARS ENDED JUNE 30, 2022 AND JUNE 30, 2021**

TABLE OF CONTENTS

	<u>PAGE</u>
Single Audit Report for the Fiscal Year ended June 30, 2022:	
Independent Auditor’s Report	1-3
Management’s Discussion and Analysis	5-15
Basic Financial Statements:	
Statement of Net Position	17
Statement of Activities	18
Balance Sheet – Governmental Funds	19
Reconciliation of Total Governmental Fund Balances to Net Position of Governmental Activities	20
Statement of Revenues, Expenditures and Changes in Fund Balances – Governmental Funds	21
Reconciliation of the Statement of Revenues, Expenditures and Changes in Fund Balances of Governmental Funds to the Statement of Activities	22
Statement of Revenues, Expenditures, and Changes in Fund Balance – Budget and Actual (non-GAAP Budgetary Basis) - General Fund	23
Notes to the Basic Financial Statements	25-63
Required Supplementary Information:	
Schedule of the District’s Proportionate Share of the Net Pension Liability – School Employees Retirement System (SERS) of Ohio – Last Nine Fiscal Years	66-67
State Teachers Retirement System (STRS) of Ohio – Last Nine Fiscal Years	68-69
Schedule of District Pension Contributions – School Employees Retirement System (SERS) of Ohio – Last Ten Fiscal Years	70-71
State Teachers Retirement System (STRS) of Ohio – Last Ten Fiscal Years	72-73
Schedule of the District’s Proportionate Share of the Net OPEB Liability – School Employees Retirement System (SERS) of Ohio - Last Six Fiscal Years	74-75
Schedule of the District’s Proportionate Share of the Net OPEB Liability/Asset – State Teachers Retirement System (STRS) of Ohio - Last Six Fiscal Years	76-77
Schedule of District OPEB Contributions - School Employees Retirement System (SERS) of Ohio - Last Ten Fiscal Years	78-79
State Teachers Retirement System (STRS) of Ohio - Last Ten Fiscal Years	80-81
Notes to the Required Supplementary Information	82-84
Schedule of Expenditures of Federal Awards	85
Notes to the Schedule of Expenditures of Federal Awards	86
Independent Auditor’s Report on Internal Control over Financial Reporting and on Compliance and Other Matters Based on an Audit of Financial Statements Performed in Accordance with <i>Government Auditing Standards</i>	87-88
Independent Auditor’s Report on Compliance for Each Major Federal Program and on Internal Control Over Compliance Required by the Uniform Guidance	89-91
Schedule of Findings and Questioned Costs	92
Schedule of Prior Audit Findings and Recommendations	93

**CONOTTON VALLEY UNION LOCAL SCHOOL DISTRICT
 CARROLL COUNTY, OHIO
 AUDIT REPORT
 FOR THE BIENNIAL FISCAL YEARS ENDED JUNE 30, 2022 AND JUNE 30, 2021**

TABLE OF CONTENTS

	<u>PAGE</u>
Audit Report for the Fiscal Year ended June 30, 2021:	
Independent Auditor’s Report	1-3
Management’s Discussion and Analysis	5-17
Basic Financial Statements:	
Statement of Net Position	19
Statement of Activities	20
Balance Sheet – Governmental Funds	21
Reconciliation of Total Governmental Fund Balances to Net Position of Governmental Activities	22
Statement of Revenues, Expenditures and Changes in Fund Balances – Governmental Funds	23
Reconciliation of the Statement of Revenues, Expenditures and Changes in Fund Balances of Governmental Funds to the Statement of Activities	24
Statement of Revenues, Expenditures and Changes in Fund Balance – Budget and Actual (non-GAAP Budgetary Basis) General Fund	25
Notes to the Basic Financial Statements	27-65
Required Supplementary Information:	
Schedule of the District’s Proportionate Share of the Net Pension Liability – School Employees Retirement System (SERS) of Ohio – Last Eight Fiscal Years	68-69
State Teachers Retirement System (STRS) of Ohio – Last Eight Fiscal Years	70-71
Schedule of District Pension Contributions – School Employees Retirement System (SERS) of Ohio – Last Ten Fiscal Years	72-73
State Teachers Retirement System (STRS) of Ohio – Last Ten Fiscal Years	74-75
Schedule of the District’s Proportionate Share of the Net OPEB Liability – School Employees Retirement System (SERS) of Ohio Last Five Fiscal Years	76
Schedule of the District’s Proportionate Share of the Net OPEB Liability/Asset – State Teachers Retirement System (STRS) of Ohio Last Five Fiscal Years	77
Schedule of District OPEB Contributions - School Employees Retirement System (SERS) of Ohio Last Ten Fiscal Years	78-79
State Teachers Retirement System (STRS) of Ohio Last Ten Fiscal Years	80-81
Notes to the Required Supplementary Information	82-83
Independent Auditor’s Report on Internal Control over Financial Reporting and on Compliance and Other Matters Based on an Audit of Financial Statements Performed in Accordance with <i>Government Auditing Standards</i>	84-85
Schedule of Findings and Responses	86
Schedule of Prior Audit Findings and Recommendations	87

**CONOTTON VALLEY UNION
LOCAL SCHOOL DISTRICT
CARROLL COUNTY, OHIO**

SINGLE AUDIT REPORT

**FOR THE FISCAL YEAR
ENDED JUNE 30, 2022**

Zupka & Associates
Certified Public Accountants

**CONOTTON VALLEY UNION LOCAL SCHOOL DISTRICT
CARROLL COUNTY, OHIO
SINGLE AUDIT REPORT
FOR THE FISCAL YEAR ENDED JUNE 30, 2022**

TABLE OF CONTENTS

	<u>PAGE</u>
Independent Auditor's Report	1-3
Management's Discussion and Analysis	5-15
Basic Financial Statements:	
Statement of Net Position	17
Statement of Activities	18
Balance Sheet – Governmental Funds	19
Reconciliation of Total Governmental Fund Balances to Net Position of Governmental Activities	20
Statement of Revenues, Expenditures and Changes in Fund Balances – Governmental Funds	21
Reconciliation of the Statement of Revenues, Expenditures and Changes in Fund Balances of Governmental Funds to the Statement of Activities	22
Statement of Revenues, Expenditures, and Changes in Fund Balance – Budget and Actual (non-GAAP Budgetary Basis) - General Fund	23
Notes to the Basic Financial Statements	25-63
Required Supplementary Information:	
Schedule of the District's Proportionate Share of the Net Pension Liability – School Employees Retirement System (SERS) of Ohio – Last Nine Fiscal Years	66-67
State Teachers Retirement System (STRS) of Ohio – Last Nine Fiscal Years	68-69
Schedule of District Pension Contributions – School Employees Retirement System (SERS) of Ohio – Last Ten Fiscal Years	70-71
State Teachers Retirement System (STRS) of Ohio – Last Ten Fiscal Years	72-73
Schedule of the District's Proportionate Share of the Net OPEB Liability – School Employees Retirement System (SERS) of Ohio - Last Six Fiscal Years	74-75
Schedule of the District's Proportionate Share of the Net OPEB Liability/Asset – State Teachers Retirement System (STRS) of Ohio - Last Six Fiscal Years	76-77
Schedule of District OPEB Contributions - School Employees Retirement System (SERS) of Ohio - Last Ten Fiscal Years	78-79
State Teachers Retirement System (STRS) of Ohio - Last Ten Fiscal Years	80-81
Notes to the Required Supplementary Information	82-84
Schedule of Expenditures of Federal Awards	85
Notes to the Schedule of Expenditures of Federal Awards	86
Independent Auditor's Report on Internal Control over Financial Reporting and on Compliance and Other Matters Based on an Audit of Financial Statements Performed in Accordance with <i>Government Auditing Standards</i>	87-88
Independent Auditor's Report on Compliance for Each Major Federal Program and on Internal Control Over Compliance Required by the Uniform Guidance	89-91
Schedule of Findings and Questioned Costs	92
Schedule of Prior Audit Findings and Recommendations	93

INDEPENDENT AUDITOR'S REPORT

Conotton Valley Union Local School District
Carroll County
21 Mound Street, P.O. Box 187
Sherrodsville, Ohio 44675

To the Members of the Board of Education:

Report on the Financial Statements

Opinions

We have audited the accompanying financial statements of the governmental activities, each major fund, and the aggregate remaining fund information of the Conotton Valley Union Local School District, Carroll County, Ohio, (the District) as of and for the year ended June 30, 2022, and the related notes to the financial statements, which collectively comprise the District's basic financial statements as listed in the table of contents.

In our opinion, the financial statements referred to above present fairly, in all material respects, the respective financial position of the governmental activities, each major fund, and the aggregate remaining fund information of the Conotton Valley Union Local School District as of June 30, 2022, and the respective changes in financial position and the budgetary comparison for the General Fund for the year then ended in accordance with accounting principles generally accepted in the United States of America.

Basis for Opinions

We conducted our audit in accordance with auditing standards generally accepted in the United States of America (GAAS) and the standards applicable to financial audits contained in *Government Auditing Standards (Government Auditing Standards)*, issued by the Comptroller General of the United States. Our responsibilities under those standards are further described in the Auditor's Responsibilities for the Audit of the Financial Statements section of our report. We are required to be independent of the District, and to meet our other ethical responsibilities, in accordance with the relevant ethical requirements relating to our audit. We believe that the audit evidence we have obtained is sufficient and appropriate to provide a basis for our audit opinions.

Responsibilities of Management for the Financial Statements

Management is responsible for the preparation and fair presentation of the financial statements in accordance with accounting principles generally accepted in the United States of America, and for the design, implementation, and maintenance of internal control relevant to the preparation and fair presentation of financial statements that are free from material misstatement, whether due to fraud or error.

In preparing the financial statements, management is required to evaluate whether there are conditions or events, considered in the aggregate, that raise substantial doubt about the District's ability to continue as a going concern for twelve months beyond the financial statement date, including any currently known information that may raise substantial doubt shortly thereafter.

Auditor's Responsibilities for the Audit of the Financial Statements

Our objectives are to obtain reasonable assurance about whether the financial statements as a whole are free from material misstatement, whether due to fraud or error, and to issue an auditor's report that includes our opinions. Reasonable assurance is a high level of assurance but is not absolute assurance and therefore is not a guarantee that an audit conducted in accordance with GAAS and *Government Auditing Standards* will always detect a material misstatement when it exists. The risk of not detecting a material misstatement resulting from fraud is higher than for one resulting from error, as fraud may involve collusion, forgery, intentional omissions, misrepresentations, or the override of internal control. Misstatements are considered material if there is a substantial likelihood that, individually or in the aggregate, they would influence the judgment made by a reasonable user based on the financial statements.

In performing an audit in accordance with GAAS and *Government Auditing Standards*, we

- exercise professional judgment and maintain professional skepticism throughout the audit.
- identify and assess the risks of material misstatement of the financial statements, whether due to fraud or error, and design and perform audit procedures responsive to those risks. Such procedures include examining, on a test basis, evidence regarding the amounts and disclosures in the financial statements.
- obtain an understanding of internal control relevant to the audit in order to design audit procedures that are appropriate in the circumstances, but not for the purpose of expressing an opinion on the effectiveness of the District's internal control. Accordingly, no such opinion is expressed.
- evaluate the appropriateness of accounting policies used and the reasonableness of significant accounting estimates made by management, as well as evaluate the overall presentation of the financial statements.
- conclude whether, in our judgment, there are conditions or events, considered in the aggregate, that raise substantial doubt about the District's ability to continue as a going concern for a reasonable period of time.

We are required to communicate with those charged with governance regarding, among other matters, the planned scope and timing of the audit, significant audit findings, and certain internal control-related matters that we identified during the audit.

Emphasis of Matter

As discussed in Note 17 to the basic financial statements, the financial impact of COVID-19 and the continuing emergency measures may impact subsequent periods of the District. Our opinion is not modified with respect to this matter.

Required Supplementary Information


Accounting principles generally accepted in the United States of America require that the Management's Discussion and Analysis and Schedules of Net Pension and Postemployment Benefit Liabilities and Pension and Postemployment Benefit Contributions, as listed in the table of contents, be presented to supplement the basic financial statements. Such information is the responsibility of management and, although not a part of the basic financial statements, is required by the Governmental Accounting Standards Board who considers it to be an essential part of financial reporting for placing the basic financial statements in an appropriate operational, economic, or historical context. We have applied certain limited procedures to the required supplementary information in accordance with auditing standards generally accepted in the United States of America, which consisted of inquiries of management about the methods of preparing the information and comparing the information for consistency with management's responses to our inquiries, the basic financial statements, and other knowledge we obtained during our audit of the basic financial statements. We do not express an opinion or provide any assurance on the information because the limited procedures do not provide us with sufficient evidence to express an opinion or provide any assurance.

Supplementary Information

Our audit was conducted for the purpose of forming opinions on the financial statements that collectively comprise the District's basic financial statements. The Schedule of Expenditures of Federal Awards is presented for purposes of additional analysis as required by Title 2 U.S. Code of Federal Regulations (CFR) Part 200, Uniform Administrative Requirements, Cost Principles, and Audit Requirements for Federal Awards, and is not a required part of the basic financial statements. Such information is the responsibility of management and was derived from and relates directly to the underlying accounting and other records used to prepare the basic financial statements. The information has been subjected to the auditing procedures applied in the audit of the basic financial statements and certain additional procedures, including comparing and reconciling such information directly to the underlying accounting and other records used to prepare the basic financial statements or to the basic financial statements themselves, and other additional procedures in accordance with auditing standards generally accepted in the United States of America. In our opinion, the Schedule of Expenditures of Federal Awards is fairly stated, in all material respects, in relation to the basic financial statements as a whole.

Other Reporting Required by Government Auditing Standards

In accordance with *Government Auditing Standards*, we have also issued our report dated February 3, 2023, on our consideration of the District's internal control over financial reporting and on our tests of its compliance with certain provisions of laws, regulations, contracts, and grant agreements and other matters. The purpose of that report is solely to describe the scope of our testing of internal control over financial reporting and compliance and the results of that testing, and not to provide an opinion on the effectiveness of the District's internal control over financial reporting or on compliance. That report is an integral part of an audit performed in accordance with *Government Auditing Standards* in considering the District's internal control over financial reporting and compliance.



Zupka & Associates
Certified Public Accountants

February 3, 2023

This page intentionally left blank.

**CONOTTON VALLEY UNION LOCAL SCHOOL DISTRICT
CARROLL COUNTY, OHIO**

**MANAGEMENT'S DISCUSSION AND ANALYSIS
FOR THE FISCAL YEAR ENDED JUNE 30, 2022**

The management's discussion and analysis of the Conotton Valley Union Local School District's (the "District") financial performance provides an overall review of the District's financial activities for the fiscal year ended June 30, 2022. The intent of this discussion and analysis is to look at the District's financial performance as a whole; readers should also review the basic financial statements and the notes to the basic financial statements to enhance their understanding of the District's financial performance.

Financial Highlights

Key financial highlights for fiscal year 2022 are as follows:

- In total, net position of governmental activities increased \$3,365,496, which represents a 21.33% increase from the 2021 net position.
- General revenues accounted for \$15,306,877 in revenue or 88.34% of all revenues. Program specific revenues in the form of charges for services and sales and grants and contributions accounted for \$2,020,463 or 11.66% of total revenues of \$17,327,340.
- The District had \$13,961,844 in expenses related to governmental activities; \$2,020,463 of these expenses were offset by program specific charges for services, grants or contributions. General revenues supporting governmental activities (primarily taxes and unrestricted grants and entitlements) of \$15,306,877 were adequate to provide for these programs.
- The general fund, the permanent improvement fund, and the building fund are the District's major funds. The general fund had \$10,449,604 in revenues and \$10,681,852 in expenditures and other financing uses. During fiscal year 2022, the general fund's fund balance decreased \$232,248 from a balance of \$7,146,921 to \$6,914,673.
- The permanent improvement fund had \$2,171,302 in revenues and other financing sources and \$2,067,712 in expenditures. During fiscal year 2022, the permanent improvement fund's fund balance increased \$103,590 from a balance of \$3,534,766 to \$3,638,356.
- The building fund had \$85 in revenues and \$6,754,899 in expenditures. During fiscal year 2022, the building fund's fund balance decreased \$6,754,814 from a balance of \$8,412,132 to \$1,657,318.

Using these Basic Financial Statements

This annual report consists of a series of financial statements and notes to those statements. These statements are organized so the reader can understand the District as a financial whole, an entire operating entity. The statements then proceed to provide an increasingly detailed look at specific financial activities.

The *statement of net position* and *statement of activities* provide information about the activities of the whole District, presenting both an aggregate view of the District's finances and a longer-term view of those finances. Fund financial statements provide the next level of detail. For governmental funds, these statements tell how services were financed in the short-term as well as what remains for future spending. The fund financial statements also look at the District's most significant funds with all other nonmajor funds presented in total in one column. In the case of the District, the general fund, the permanent improvement fund, and building fund are by far the most significant funds, and the only governmental funds reported as major funds.

**CONOTTON VALLEY UNION LOCAL SCHOOL DISTRICT
CARROLL COUNTY, OHIO**

MANAGEMENT'S DISCUSSION AND ANALYSIS
FOR THE FISCAL YEAR ENDED JUNE 30, 2022

Reporting the District as a Whole

Statement of Net Position and the Statement of Activities

While this document contains the large number of funds used by the District to provide programs and activities, the view of the District as a whole looks at all financial transactions and asks the question, "How did we do financially during 2022?" The statement of net position and the statement of activities answer this question. These statements include *all assets, deferred outflows of resources, liabilities, deferred inflows of resources, revenues and expenses* using the *accrual basis of accounting* similar to the accounting used by most private-sector companies. This basis of accounting will take into account all of the current year's revenues and expenses regardless of when cash is received or paid.

These two statements report the District's *net position* and changes in that position. This change in net position is important because it tells the reader that, for the District as a whole, the *financial position* of the District has improved or diminished. The causes of this change may be the result of many factors, some financial, some not. Non-financial factors include the District's property tax base, current property tax laws in Ohio restricting revenue growth, facility conditions, required educational programs and other factors.

In the statement of net position and the statement of activities, the governmental activities include the District's programs and services, including instruction, support services, operation and maintenance of plant, pupil transportation, extracurricular activities, and food service operations.

Reporting the District's Most Significant Funds

Fund Financial Statements

The analysis of the District's major governmental funds begins on page 13. Fund financial reports provide detailed information about the District's major funds. The District uses many funds to account for a multitude of financial transactions. However, these fund financial statements focus on the District's most significant funds. The District's major governmental funds are the general fund, the permanent improvement fund, and the building fund.

Governmental Funds

Most of the District's activities are reported in governmental funds, which focus on how money flows into and out of those funds and the balances left at year-end available for spending in future periods. These funds are reported using an accounting method called *modified accrual* accounting which measures cash and all other *financial assets* that can readily be converted to cash. The governmental fund financial statements provide a detailed *short-term* view of the District's general government operations and the basic services it provides. Governmental fund information helps you determine whether there are more or fewer financial resources that can be spent in the near future to finance educational programs. The relationship (or differences) between governmental *activities* (reported in the statement of net position and the statement of activities) and governmental *funds* is reconciled in the basic financial statements.

Notes to the Basic Financial Statements

The notes provide additional information that is essential to a full understanding of the data provided in the government-wide and fund financial statements.

Required Supplemental Information

The required supplementary information provides detailed information regarding the District's proportionate share of the net pension liability and the net OPEB liability/asset of the retirement systems and a ten year schedule of the District's contributions to the retirement systems to fund pensions and OPEB obligations.

**CONOTTON VALLEY UNION LOCAL SCHOOL DISTRICT
CARROLL COUNTY, OHIO**

MANAGEMENT'S DISCUSSION AND ANALYSIS
FOR THE FISCAL YEAR ENDED JUNE 30, 2022

The District as a Whole

The statement of net position provides the perspective of the District as a whole. The table below provides a summary of the District's net position for June 30, 2022 and June 30, 2021.

	Net Position	
	Governmental Activities <u>2022</u>	Governmental Activities <u>2021</u>
<u>Assets</u>		
Current and other assets	\$ 32,234,205	\$ 37,892,241
Capital assets, net	<u>27,076,599</u>	<u>22,047,201</u>
Total assets	<u>59,310,804</u>	<u>59,939,442</u>
<u>Deferred Outflows of Resources</u>		
Pension	3,084,327	2,941,728
OPEB	<u>570,941</u>	<u>543,155</u>
Total deferred outflows of resources	<u>3,655,268</u>	<u>3,484,883</u>
Total assets and deferred outflows of resources	<u>62,966,072</u>	<u>63,424,325</u>
<u>Liabilities</u>		
Current liabilities	1,174,861	2,336,295
Long-term liabilities:		
Due within one year	674,950	655,576
Due within more than one year:		
Net pension liability	5,010,140	8,738,014
Net OPEB liability	799,133	813,489
Other amounts	<u>23,847,420</u>	<u>24,457,763</u>
Total liabilities	<u>31,506,504</u>	<u>37,001,137</u>
<u>Deferred Inflows of Resources</u>		
Property taxes levied for the next fiscal year	7,348,334	9,639,048
Payment in lieu of taxes levied for the next fiscal year	-	6,012
Pension	3,838,351	40,021
OPEB	<u>1,125,861</u>	<u>956,581</u>
Total deferred inflows of resources	<u>12,312,546</u>	<u>10,641,662</u>
Total liabilities and deferred inflows of resources	<u>43,819,050</u>	<u>47,642,799</u>
<u>Net Position</u>		
Net investment in capital assets	4,581,126	5,716,637
Restricted	4,901,882	3,055,249
Unrestricted	<u>9,664,014</u>	<u>7,009,640</u>
Total net position	<u>\$ 19,147,022</u>	<u>\$ 15,781,526</u>

**CONOTTON VALLEY UNION LOCAL SCHOOL DISTRICT
CARROLL COUNTY, OHIO**

MANAGEMENT'S DISCUSSION AND ANALYSIS
FOR THE FISCAL YEAR ENDED JUNE 30, 2022

The net pension liability is reported pursuant to Governmental Accounting Standards Board (GASB) Statement 68, "Accounting and Financial Reporting for Pensions—an Amendment of GASB Statement 27." The net other postemployment benefits (OPEB) liability/asset is reported pursuant to GASB Statement 75, "Accounting and Financial Reporting for Postemployment Benefits Other Than Pensions." For reasons discussed below, many end users of this financial statement will gain a clearer understanding of the District's actual financial condition by adding deferred inflows related to pension and OPEB, the net pension liability, and the net OPEB liability to the reported net position and subtracting deferred outflows related to pension and OPEB and the net OPEB asset.

GASB standards are national and apply to all government financial reports prepared in accordance with generally accepted accounting principles. Prior accounting for pensions (GASB 27) and postemployment benefits (GASB 45) focused on a funding approach. This approach limited pension and OPEB costs to contributions annually required by law, which may or may not be sufficient to fully fund each plan's net pension liability or net OPEB liability. GASB 68 and GASB 75 take an earnings approach to pension and OPEB accounting; however, the nature of Ohio's statewide pension/OPEB plans and state law governing those systems requires additional explanation in order to properly understand the information presented in these statements.

GASB 68 and GASB 75 require the net pension liability and the net OPEB liability to equal the District's proportionate share of each plan's collective:

1. Present value of estimated future pension/OPEB benefits attributable to active and inactive employees' past service.
2. Minus plan assets available to pay these benefits.

GASB notes that pension and OPEB obligations, whether funded or unfunded, are part of the "employment exchange" – that is, the employee is trading his or her labor in exchange for wages, benefits, and the promise of a future pension and other postemployment benefits. GASB noted that the unfunded portion of this promise is a present obligation of the government, part of a bargained-for benefit to the employee, and should accordingly be reported by the government as a liability since they received the benefit of the exchange. However, the District is not responsible for certain key factors affecting the balance of these liabilities. In Ohio, the employee shares the obligation of funding pension benefits with the employer. Both employer and employee contribution rates are capped by State statute. A change in these caps requires action of both Houses of the General Assembly and approval of the Governor. Benefit provisions are also determined by State statute. The Ohio Revised Code permits, but does not require, the retirement systems to provide healthcare to eligible benefit recipients. The retirement systems may allocate a portion of the employer contributions to provide for these OPEB benefits.

The employee enters the employment exchange with the knowledge that the employer's promise is limited not by contract but by law. The employer enters the exchange also knowing that there is a specific, legal limit to its contribution to the retirement system. In Ohio, there is no legal means to enforce the unfunded liability of the pension/OPEB plan *as against the public employer*. State law operates to mitigate/lessen the moral obligation of the public employer to the employee, because all parties enter the employment exchange with notice as to the law. The retirement system is responsible for the administration of the pension and OPEB plans.

Most long-term liabilities have set repayment schedules or, in the case of compensated absences (i.e. sick and vacation leave), are satisfied through paid time-off or termination payments. There is no repayment schedule for the net pension liability or the net OPEB liability. As explained above, changes in benefits, contribution rates, and return on investments affect the balance of these liabilities but are outside the control of the local government. In the event that contributions, investment returns, and other changes are insufficient to keep up with required payments, State statute does not assign/identify the responsible party for the unfunded portion. Due to the unique nature of how the net pension liability and the net OPEB liability are satisfied, these liabilities are separately identified within the long-term liability section of the statement of net position.

In accordance with GASB 68 and GASB 75, the District's statements prepared on an accrual basis of accounting include an annual pension expense and an annual OPEB expense for their proportionate share of each plan's *change* in net pension liability and net OPEB liability, respectively, not accounted for as deferred inflows/outflows.

**CONOTTON VALLEY UNION LOCAL SCHOOL DISTRICT
CARROLL COUNTY, OHIO**

**MANAGEMENT’S DISCUSSION AND ANALYSIS
FOR THE FISCAL YEAR ENDED JUNE 30, 2022**

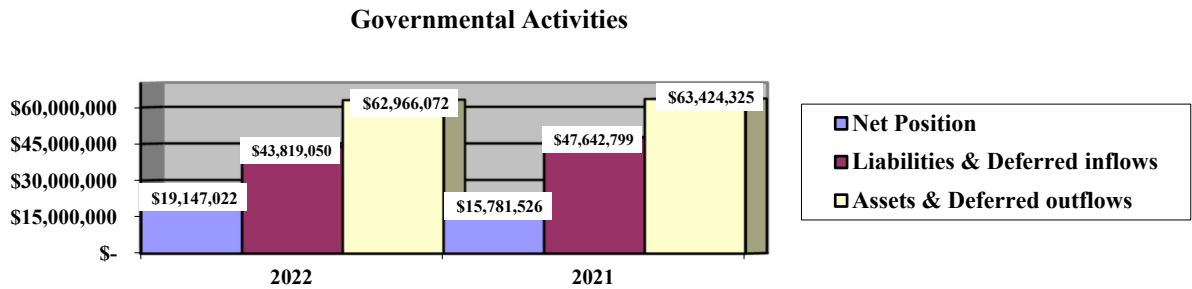
Over time, net position can serve as a useful indicator of a government’s financial position. At June 30, 2022, the District’s assets and deferred outflows of resources exceeded liabilities and deferred inflows of resources by \$19,147,022.

Capital assets represented 45.65% of total assets. Capital assets include land, construction in progress, land improvements, buildings and improvements, furniture and equipment and vehicles. Net investment in capital assets at June 30, 2022, was \$4,581,126. These capital assets are used to provide services to the students and are not available for future spending.

The net pension liability decreased \$3,727,874 or 42.66% and deferred inflows of resources related to pension increased \$3,798,330 or 9,490.84%. These changes were the result of changes at the pension system level for the State Teachers Retirement System (STRS) and the School Employees Retirement System (SERS). Net investment income on investments at both pension systems exceeded estimates for the fiscal year 2021 measurement that are used for the fiscal year 2022 reporting which cause a large increase in fiduciary net position.

A portion of the District’s net position, \$4,901,882, represents resources that are subject to external restriction on how they may be used. The remaining balance of unrestricted net position is \$9,664,014.

The graph below presents the District’s assets and deferred outflows of resources, liabilities and deferred inflows of resources, and net position at June 30, 2022 and June 30, 2021.



THIS SPACE INTENTIONALLY LEFT BLANK

**CONOTTON VALLEY UNION LOCAL SCHOOL DISTRICT
CARROLL COUNTY, OHIO**

MANAGEMENT'S DISCUSSION AND ANALYSIS
FOR THE FISCAL YEAR ENDED JUNE 30, 2022

The table below shows the change in net position for fiscal years 2022 and 2021.

	Change in Net Position	
	Governmental Activities <u>2022</u>	Governmental Activities <u>2021</u>
<u>Revenues</u>		
Program revenues:		
Charges for services and sales	\$ 561,295	\$ 1,461,076
Operating grants and contributions	1,459,168	1,016,962
General revenues:		
Property taxes	12,051,115	14,438,169
Payment in lieu of taxes	11,206	740
Grants and entitlements	3,106,254	2,442,904
Investment earnings	20,195	30,918
Other	118,107	90,392
Total revenues	<u>17,327,340</u>	<u>19,481,161</u>
<u>Expenses</u>		
Program expenses:		
Instruction:		
Regular	3,590,917	3,693,296
Special	1,378,753	1,316,850
Vocational	3,410	1,368
Other	90,556	162,399
Support services:		
Pupil	450,753	491,474
Instructional staff	496,986	633,684
Board of education	38,958	37,261
Administration	1,260,325	1,640,536
Fiscal	498,139	390,969
Operations and maintenance	3,784,706	1,380,984
Pupil transportation	578,834	481,706
Central	59,923	192,960
Operation of non-instructional services:		
Food service operations	238,562	196,202
Other non-instructional services	956	-
Extracurricular activities	605,489	510,703
Interest and fiscal charges	884,577	911,158
Total expenses	<u>13,961,844</u>	<u>12,041,550</u>
Change in net position	3,365,496	7,439,611
Net position at beginning of year	<u>15,781,526</u>	<u>8,341,915</u>
Net position at end of year	<u>\$ 19,147,022</u>	<u>\$ 15,781,526</u>

**CONOTTON VALLEY UNION LOCAL SCHOOL DISTRICT
CARROLL COUNTY, OHIO**

**MANAGEMENT'S DISCUSSION AND ANALYSIS
FOR THE FISCAL YEAR ENDED JUNE 30, 2022**

Governmental Activities

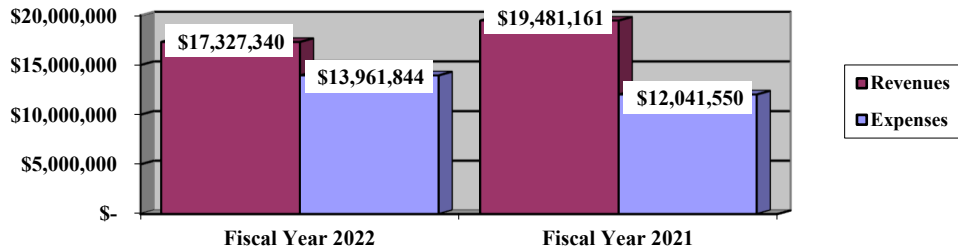
Net position of the District's governmental activities increased \$3,365,496. Total governmental expenses of \$13,961,844 were offset by program revenues of \$2,020,463 and general revenues of \$15,306,877. Program revenues supported 14.47% of the total governmental expenses.

The primary sources of revenue for governmental activities are derived from property taxes, payment in lieu of taxes, and unrestricted grants and entitlements. These revenue sources represent 87.54% of total governmental revenue.

The largest expense of the District is for support services programs. Support services expenses totaled \$7,168,624 or 51.34% of total governmental expenses for fiscal year 2022.

The graph below presents the District's governmental activities revenue and expenses for fiscal years 2022 and 2021.

Governmental Activities - Revenues and Expenses



THIS SPACE INTENTIONALLY LEFT BLANK

**CONOTTON VALLEY UNION LOCAL SCHOOL DISTRICT
CARROLL COUNTY, OHIO**

**MANAGEMENT’S DISCUSSION AND ANALYSIS
FOR THE FISCAL YEAR ENDED JUNE 30, 2022**

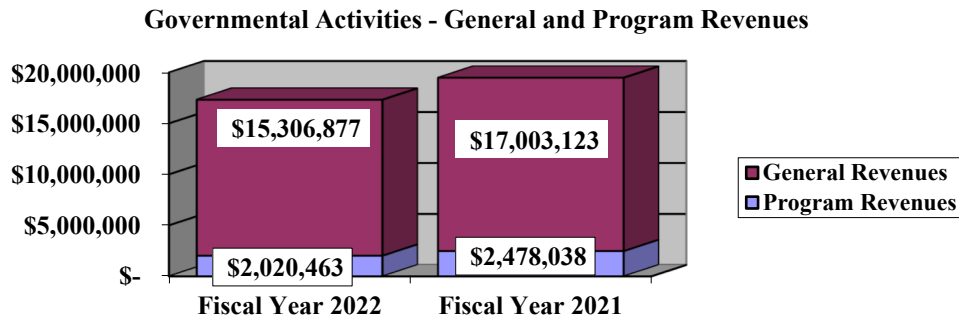
The statement of activities shows the cost of program services and the charges for services and grants offsetting those services. The following table shows, for governmental activities, the total cost of services and the net cost of services. That is, it identifies the cost of these services supported by tax revenue and unrestricted State grants and entitlements. The total and net costs of services for fiscal years 2022 and 2021 are presented below.

Governmental Activities

	Total Cost of Services <u>2022</u>	Net Cost of Services <u>2022</u>	Total Cost of Services <u>2021</u>	Net Cost of Services <u>2021</u>
Program expenses				
Instruction:				
Regular	\$ 3,590,917	\$ 3,523,921	\$ 3,693,296	\$ 2,623,314
Special	1,378,753	585,213	1,316,850	468,482
Vocational	3,410	(8,098)	1,368	(12,352)
Other	90,556	81,737	162,399	162,399
Support services:				
Pupil	450,753	237,545	491,474	442,516
Instructional staff	496,986	485,356	633,684	529,217
Board of education	38,958	38,958	37,261	37,261
Administration	1,260,325	1,258,330	1,640,536	1,640,536
Fiscal	498,139	498,139	390,969	390,969
Operations and maintenance	3,784,706	3,287,078	1,380,984	1,319,801
Pupil transportation	578,834	567,362	481,706	475,341
Central	59,923	56,323	192,960	129,360
Operation of non-instructional services:				
Food service operations	238,562	(35,417)	196,202	20,310
Other non-instructional services	956	596	-	-
Extracurricular activities	605,489	479,761	510,703	425,200
Interest and fiscal charges	884,577	884,577	911,158	911,158
Total expenses	<u>\$ 13,961,844</u>	<u>\$ 11,941,381</u>	<u>\$ 12,041,550</u>	<u>\$ 9,563,512</u>

The dependence upon tax and other general revenues for governmental activities is apparent as 82.60% of instruction activities are supported through taxes and other general revenues. For all governmental activities, general revenue support is 85.53%. The District’s taxpayers and grants and entitlements not restricted to specific programs, as a whole, are by far the primary support for District’s students.

The graph below presents the District’s governmental activities revenue for fiscal years 2022 and 2021.



**CONOTTON VALLEY UNION LOCAL SCHOOL DISTRICT
CARROLL COUNTY, OHIO**

**MANAGEMENT'S DISCUSSION AND ANALYSIS
FOR THE FISCAL YEAR ENDED JUNE 30, 2022**

The District's Funds

The District's governmental funds reported a combined fund balance of \$12,044,210, which is \$7,306,069 lower than last year's total of \$19,350,279. The decrease in fund balance is due to the ongoing construction of the Rocket Center. The schedule below indicates the fund balance and the total change in fund balance as of June 30, 2022 and 2021.

	(Deficit) Fund Balance <u>June 30, 2022</u>	Fund Balance <u>June 30, 2021</u>	<u>Change</u>	Percentage <u>Change</u>
General	\$ 6,914,673	\$ 7,146,921	\$ (232,248)	(3.25) %
Permanent Improvement	3,638,356	3,534,766	103,590	2.93 %
Building	1,657,318	8,412,132	(6,754,814)	(80.30) %
Nonmajor Governmental	<u>(166,137)</u>	<u>256,460</u>	<u>(422,597)</u>	(164.78) %
Total	<u>\$ 12,044,210</u>	<u>\$ 19,350,279</u>	<u>\$ (7,306,069)</u>	(37.76) %

General Fund

The District's general fund balance decreased \$232,248.

The table that follows assists in illustrating the financial activities and fund balance of the general fund.

	<u>2022 Amount</u>	<u>2021 Amount</u>	<u>Change</u>	Percentage <u>Change</u>
<u>Revenues</u>				
Taxes	\$ 6,454,688	\$ 7,476,857	\$ (1,022,169)	(13.67) %
PILOT	11,206	740	10,466	1,414.32 %
Intergovernmental	3,371,923	2,529,794	842,129	33.29 %
Investment earnings	23,903	44,893	(20,990)	(46.76) %
Tuition and fees	416,874	1,315,265	(898,391)	(68.30) %
Other revenues	<u>171,010</u>	<u>164,089</u>	<u>6,921</u>	4.22 %
Total	<u>\$ 10,449,604</u>	<u>\$ 11,531,638</u>	<u>\$ (1,082,034)</u>	(9.38) %
<u>Expenditures</u>				
Instruction	\$ 4,589,081	\$ 4,239,432	\$ 349,649	8.25 %
Support services	4,337,366	4,489,558	(152,192)	(3.39) %
Extracurricular activities	399,915	316,582	83,333	26.32 %
Facilities acquisition and construction	56,447	431,450	(375,003)	(86.92) %
Debt service	<u>24,160</u>	<u>225,451</u>	<u>(201,291)</u>	(89.28) %
Total	<u>\$ 9,406,969</u>	<u>\$ 9,702,473</u>	<u>\$ (295,504)</u>	(3.05) %

Revenues of the general fund decreased \$1,082,034 or 9.38%. This is mainly the result of a decrease in public utility property tax collections. Payment in lieu of taxes increased \$10,466 or 1,414.32% due to a reduction of PILOT's received during fiscal year 2021. Intergovernmental revenues increased and tuition and fees revenues decreased due to changes in the state foundation funding model. Earnings on investments decreased \$20,990 or 46.76% primarily due to decreased investment value.

**CONOTTON VALLEY UNION LOCAL SCHOOL DISTRICT
CARROLL COUNTY, OHIO**

**MANAGEMENT'S DISCUSSION AND ANALYSIS
FOR THE FISCAL YEAR ENDED JUNE 30, 2022**

Expenditures of the general fund decreased \$295,504 or 3.05%. Extracurricular activities increased \$83,333 or 26.32% due to a reduction of extracurricular activities in fiscal year 2021 as a result of the COVID-19 pandemic. Facilities acquisition and construction decreased \$375,003 or 86.92% due to the District expensing more capital related expenditures out of the general fund in fiscal year 2021. Debt service expenditures decreased \$201,291 or 89.28% due to principal and interest payments on certificates of participation that were paid out of the general fund during fiscal year 2021 and were paid out of the permanent improvement fund in fiscal year 2022.

Permanent Improvement Fund

The permanent improvement fund had \$2,171,302 in revenues and other financing sources and \$2,067,712 in expenditures. During fiscal year 2022, the permanent improvement fund's fund balance increased \$103,590. The increase in fund balance is primarily due to transfers in from the general fund of \$1,150,800 during fiscal year 2022.

Building Fund

The building fund had \$85 in revenues \$6,754,899 in expenditures. During fiscal year 2022, the building fund's fund balance decreased \$6,754,814. The decrease in fund balance is primarily due expenditures related to the District's Rocket Center project in progress.

General Fund Budgeting Highlights

The District's budget is prepared according to Ohio law and is based on accounting for certain transactions on a basis of cash receipts, disbursements and encumbrances. The most significant budgeted fund is the general fund.

For the general fund, final budgeted revenues and other financing sources were \$10,606,398, which was less than the original budgeted revenues of \$12,784,058. Actual revenues and other financing sources for fiscal year 2022 were \$10,606,398, which was equal to the final budgeted revenues and other financing sources.

General fund original appropriations were \$10,738,919. Final appropriations and other financing uses of \$11,435,193 were \$696,274 more than the original appropriations. The actual budget basis expenditures and other financing uses for fiscal year 2022 totaled \$11,435,193 and equal to the final budgeted appropriations and other financing uses.

Capital Assets and Debt Administration

Capital Assets

At the end of fiscal year 2022, the District had \$27,076,599 invested in land, construction in progress, land improvements, buildings and improvements, furniture and equipment, and vehicles. This entire amount is reported in governmental activities.

The following table shows June 30, 2022 balances compared to June 30, 2021:

**Capital Assets at June 30
(Net of Depreciation)**

	Governmental Activities	
	2022	2021
Land	\$ 161,494	\$ 118,010
Construction in progress	19,409,537	14,373,012
Land improvements	3,160,933	3,219,874
Building and improvements	3,247,408	3,368,847
Furniture and equipment	727,369	603,424
Vehicles	369,858	364,034
Total	\$ 27,076,599	\$ 22,047,201

**CONOTTON VALLEY UNION LOCAL SCHOOL DISTRICT
CARROLL COUNTY, OHIO**

**MANAGEMENT’S DISCUSSION AND ANALYSIS
FOR THE FISCAL YEAR ENDED JUNE 30, 2022**

Total additions to capital assets for 2022 were \$5,661,552. Depreciation expense for fiscal year 2022 was \$607,856 and net capital asset disposals were \$24,298. Overall, capital assets of the District increased \$5,029,398. See Note 7 to the basic financial statements for additional information on the District’s capital assets.

Debt Administration

At June 30, 2022, the District had \$93,975 in notes payable, \$51,739 in an H.B. 264 loan and \$22,495,000 in certificates of participation outstanding; of this amount, \$628,962 is due within one year and \$22,011,752 is due in more than one year.

The following table provides a summary of the District’s long-term obligations outstanding at June 30, 2022 and 2021:

	<u>Governmental Activities 2022</u>	<u>Governmental Activities 2021</u>
Notes payable - financed purchase agreement	\$ 93,975	\$ 69,453
H.B. 264 Loan	51,739	73,288
Certificates of participation	<u>22,495,000</u>	<u>23,040,000</u>
Total	<u>\$ 22,640,714</u>	<u>\$ 23,182,741</u>

For further information regarding the District’s long-term obligations, refer to Note 8 in the basic financial statements.

At June 30, 2022, the District’s overall legal voted debt margin was \$28,566,404 and the unvoted debt margin was \$317,404.

Current Financial Related Activities

For fiscal year 2023, the District will be able to meet its obligations. The District relies upon property taxes and the State foundation program. The District’s property tax revenue collection is expected to increase slightly in fiscal year 2023. This tax revenue, along with the District’s cash balance, will provide the District with the necessary funds to meet its operating expenses in fiscal year 2023.

Contacting the District’s Financial Management

This financial report is designed to provide our citizens, taxpayers, investors and creditors with a general overview of the District’s finances and to show the District’s accountability for the money it receives. If you have questions about this report or need additional financial information contact Ms. Denise Ketchum, Treasurer, Conotton Valley Union Local School District, 21 Mound Street, P.O. Box 187, Sherrodsville, Ohio 44675.

BASIC
FINANCIAL STATEMENTS

**CONOTTON VALLEY UNION LOCAL SCHOOL DISTRICT
CARROLL COUNTY, OHIO**

STATEMENT OF NET POSITION
JUNE 30, 2022

	Governmental Activities
Assets:	
Equity in pooled cash and cash equivalents	\$ 12,818,448
Cash with fiscal agent	88
Receivables:	
Property taxes	18,386,713
Payment in lieu of taxes	5,173
Accounts	14,708
Intergovernmental	389,104
Prepayments	46,416
Materials and supplies inventory	1,343
Inventory held for resale	3,549
Net OPEB asset	568,663
Capital assets:	
Nondepreciable capital assets	19,571,031
Depreciable capital assets, net	7,505,568
Capital assets, net	27,076,599
Total assets	59,310,804
 Deferred outflows of resources:	
Pension	3,084,327
OPEB	570,941
Total deferred outflows of resources	3,655,268
 Liabilities:	
Accounts payable	16,851
Contracts payable	100,000
Accrued wages and benefits payable	739,000
Intergovernmental payable	48,893
Pension and postemployment benefits payable	190,703
Accrued interest payable	79,414
Long-term liabilities:	
Due within one year	674,950
Due in more than one year:	
Net pension liability	5,010,140
Net OPEB liability	799,133
Other amounts due in more than one year	23,847,420
Total liabilities	31,506,504
 Deferred inflows of resources:	
Property taxes levied for the next fiscal year	7,348,334
Pension	3,838,351
OPEB	1,125,861
Total deferred inflows of resources	12,312,546
 Net position:	
Net investment in capital assets	4,581,126
Restricted for:	
Capital projects	4,704,554
State funded programs	118,100
Food service operations	37,679
Extracurricular activities	41,280
Other purposes	269
Unrestricted	9,664,014
Total net position	\$ 19,147,022

SEE ACCOMPANYING NOTES TO THE BASIC FINANCIAL STATEMENTS

**CONOTTON VALLEY UNION LOCAL SCHOOL DISTRICT
CARROLL COUNTY, OHIO**

STATEMENT OF ACTIVITIES
FOR THE FISCAL YEAR ENDED JUNE 30, 2022

		Program Revenues		Net (Expense) Revenue and Changes in Net Position
	Expenses	Charges for Services and Sales	Operating Grants and Contributions	Governmental Activities
Governmental activities:				
Instruction:				
Regular	\$ 3,590,917	\$ 42,526	\$ 24,470	\$ (3,523,921)
Special	1,378,753	374,348	419,192	(585,213)
Vocational	3,410	-	11,508	8,098
Other	90,556	-	8,819	(81,737)
Support services:				
Pupil	450,753	-	213,208	(237,545)
Instructional staff	496,986	-	11,630	(485,356)
Board of education	38,958	-	-	(38,958)
Administration	1,260,325	-	1,995	(1,258,330)
Fiscal	498,139	-	-	(498,139)
Operations and maintenance	3,784,706	1,200	496,428	(3,287,078)
Pupil transportation	578,834	-	11,472	(567,362)
Central	59,923	-	3,600	(56,323)
Operation of non-instructional services:				
Food service operations	238,562	24,446	249,533	35,417
Other non-instructional services	956	-	360	(596)
Extracurricular activities	605,489	118,775	6,953	(479,761)
Interest and fiscal charges	884,577	-	-	(884,577)
Total governmental activities	\$ 13,961,844	\$ 561,295	\$ 1,459,168	(11,941,381)
		General revenues:		
		Property taxes levied for:		
		General purposes		10,681,348
		Capital outlay		1,369,767
		Payments in lieu of taxes		11,206
		Grants and entitlements not restricted		
		to specific programs		3,106,254
		Investment earnings		20,195
		Miscellaneous		118,107
		Total general revenues		15,306,877
		Change in net position		3,365,496
		Net position at beginning of year		15,781,526
		Net position at end of year		\$ 19,147,022

SEE ACCOMPANYING NOTES TO THE BASIC FINANCIAL STATEMENTS

**CONOTTON VALLEY UNION LOCAL SCHOOL DISTRICT
CARROLL COUNTY, OHIO**

BALANCE SHEET
GOVERNMENTAL FUNDS
JUNE 30, 2022

	<u>General</u>	<u>Permanent Improvement</u>	<u>Building</u>	<u>Nonmajor Governmental Funds</u>	<u>Total Governmental Funds</u>
Assets:					
Equity in pooled cash and cash equivalents	\$ 7,211,157	\$ 3,610,938	\$ 1,757,230	\$ 239,123	\$ 12,818,448
Cash with fiscal agent	-	-	88	-	88
Receivables:					
Property taxes	16,334,107	2,052,606	-	-	18,386,713
Payment in lieu of taxes	5,173	-	-	-	5,173
Accounts	14,708	-	-	-	14,708
Interfund loans	318,017	-	-	-	318,017
Intergovernmental	17,927	-	-	371,177	389,104
Prepayments	46,355	-	-	61	46,416
Materials and supplies inventory	-	-	-	1,343	1,343
Inventory held for resale	-	-	-	3,549	3,549
Total assets	<u>\$ 23,947,444</u>	<u>\$ 5,663,544</u>	<u>\$ 1,757,318</u>	<u>\$ 615,253</u>	<u>\$ 31,983,559</u>
Liabilities:					
Accounts payable	\$ 16,756	\$ -	\$ -	\$ 95	\$ 16,851
Contracts payable	-	-	100,000	-	100,000
Accrued wages and benefits payable	625,958	-	-	113,042	739,000
Intergovernmental payable	47,304	-	-	1,589	48,893
Pension and postemployment benefits payable	174,551	-	-	16,152	190,703
Interfund loans payable	-	-	-	318,017	318,017
Total liabilities	<u>864,569</u>	<u>-</u>	<u>100,000</u>	<u>448,895</u>	<u>1,413,464</u>
Deferred inflows of resources:					
Property taxes levied for the next fiscal year	6,468,670	879,664	-	-	7,348,334
Delinquent property tax revenue not available	9,699,532	1,145,524	-	-	10,845,056
Intergovernmental revenue not available	-	-	-	332,495	332,495
Total deferred inflows of resources	<u>16,168,202</u>	<u>2,025,188</u>	<u>-</u>	<u>332,495</u>	<u>18,525,885</u>
Fund balances:					
Nonspendable:					
Materials and supplies inventory	-	-	-	1,343	1,343
Prepays	46,355	-	-	61	46,416
Restricted:					
Capital improvements	-	3,638,356	1,657,318	-	5,295,674
Food service operations	-	-	-	48,422	48,422
State funded programs	-	-	-	118,100	118,100
Extracurricular activities	-	-	-	41,280	41,280
Other purposes	-	-	-	269	269
Assigned:					
Student instruction	84,908	-	-	-	84,908
Student and staff support	468,756	-	-	-	468,756
Unassigned (deficit)	6,314,654	-	-	(375,612)	5,939,042
Total fund balances (deficit)	<u>6,914,673</u>	<u>3,638,356</u>	<u>1,657,318</u>	<u>(166,137)</u>	<u>12,044,210</u>
Total liabilities, deferred inflows and fund balances	<u>\$ 23,947,444</u>	<u>\$ 5,663,544</u>	<u>\$ 1,757,318</u>	<u>\$ 615,253</u>	<u>\$ 31,983,559</u>

SEE ACCOMPANYING NOTES TO THE BASIC FINANCIAL STATEMENTS

**CONOTTON VALLEY UNION LOCAL SCHOOL DISTRICT
CARROLL COUNTY, OHIO**

RECONCILIATION OF TOTAL GOVERNMENTAL FUND BALANCES TO
NET POSITION OF GOVERNMENTAL ACTIVITIES
JUNE 30, 2022

Total governmental fund balances		\$	12,044,210
<i>Amounts reported for governmental activities on the statement of net position are different because:</i>			
Capital assets used in governmental activities are not financial resources and therefore are not reported in the funds.			27,076,599
Other long-term assets are not available to pay for current-period expenditures and therefore are deferred inflows in the funds.			
Property taxes receivable	\$	10,845,056	
Intergovernmental receivable		332,495	
Total		11,177,551	11,177,551
Unamortized premiums on bonds issued are not recognized in the funds.			(1,563,728)
Accrued interest payable is not due and payable in the current period and therefore is not reported in the funds.			(79,414)
The net pension/OPEB assets & liabilities are not due and payable in the current period; therefore, the assets, liabilities and related deferred inflows/outflows are not reported in governmental funds.			
Deferred outflows - pension		3,084,327	
Deferred inflows - pension		(3,838,351)	
Net pension liability		(5,010,140)	
Deferred outflows - OPEB		570,941	
Deferred inflows - OPEB		(1,125,861)	
Net OPEB asset		568,663	
Net OPEB liability		(799,133)	
Total		(6,549,554)	(6,549,554)
Long-term liabilities, including bonds payable, are not due and payable in the current period and therefore are not reported in the funds.			
Certificates of participation		(22,495,000)	
Notes payable		(93,975)	
H.B. 264 loan		(51,739)	
Compensated absences		(317,928)	
Total		(22,958,642)	(22,958,642)
Net position of governmental activities		\$	19,147,022

SEE ACCOMPANYING NOTES TO THE BASIC FINANCIAL STATEMENTS

**CONOTTON VALLEY UNION LOCAL SCHOOL DISTRICT
CARROLL COUNTY, OHIO**

STATEMENT OF REVENUES, EXPENDITURES AND CHANGES IN FUND BALANCES
GOVERNMENTAL FUNDS
FOR THE FISCAL YEAR ENDED JUNE 30, 2022

	<u>General</u>	<u>Permanent Improvement</u>	<u>Building</u>	<u>Nonmajor Governmental Funds</u>	<u>Total Governmental Funds</u>
Revenues:					
Property taxes	\$ 6,454,688	\$ 883,429	\$ -	\$ -	\$ 7,338,117
Intergovernmental	3,371,923	40,879	-	863,769	4,276,571
Investment earnings	23,903	-	85	-	23,988
Tuition and fees	416,874	-	-	-	416,874
Extracurricular	51,703	-	-	67,072	118,775
Rental income	1,200	-	-	-	1,200
Charges for services	-	-	-	24,446	24,446
Contributions and donations	2,880	-	-	5,053	7,933
Payment in lieu of taxes	11,206	-	-	-	11,206
Miscellaneous	115,227	-	-	1,900	117,127
Total revenues	<u>10,449,604</u>	<u>924,308</u>	<u>85</u>	<u>962,240</u>	<u>12,336,237</u>
Expenditures:					
Current:					
Instruction:					
Regular	3,460,260	-	-	35,599	3,495,859
Special	1,054,540	-	-	329,120	1,383,660
Other	74,281	-	-	16,385	90,666
Support services:					
Pupil	271,634	-	-	180,896	452,530
Instructional staff	527,224	-	-	11,572	538,796
Board of education	23,349	-	-	-	23,349
Administration	1,311,111	-	-	5,298	1,316,409
Fiscal	465,453	34,811	-	-	500,264
Operations and maintenance	1,192,911	367,502	-	489,007	2,049,420
Pupil transportation	485,914	-	-	1,356	487,270
Central	59,770	-	-	-	59,770
Operation of non-instructional services:					
Food service operations	-	-	-	235,942	235,942
Other non-instructional services	-	-	-	956	956
Extracurricular activities	399,915	-	-	202,789	602,704
Facilities acquisition and construction	56,447	-	6,754,899	-	6,811,346
Capital outlay	-	96,194	-	-	96,194
Debt service:					
Principal retirement	21,549	616,672	-	-	638,221
Interest and fiscal charges	2,611	952,533	-	-	955,144
Total expenditures	<u>9,406,969</u>	<u>2,067,712</u>	<u>6,754,899</u>	<u>1,508,920</u>	<u>19,738,500</u>
Excess (deficiency) of revenues over (under) expenditures	<u>1,042,635</u>	<u>(1,143,404)</u>	<u>(6,754,814)</u>	<u>(546,680)</u>	<u>(7,402,263)</u>
Other financing sources (uses):					
Issuance of notes	-	96,194	-	-	96,194
Transfers in	-	1,150,800	-	124,083	1,274,883
Transfers (out)	(1,274,883)	-	-	-	(1,274,883)
Total other financing sources (uses)	<u>(1,274,883)</u>	<u>1,246,994</u>	<u>-</u>	<u>124,083</u>	<u>96,194</u>
Net change in fund balances	(232,248)	103,590	(6,754,814)	(422,597)	(7,306,069)
Fund balances at beginning of year	<u>7,146,921</u>	<u>3,534,766</u>	<u>8,412,132</u>	<u>256,460</u>	<u>19,350,279</u>
Fund balances (deficit) at end of year	<u>\$ 6,914,673</u>	<u>\$ 3,638,356</u>	<u>\$ 1,657,318</u>	<u>\$ (166,137)</u>	<u>\$ 12,044,210</u>

SEE ACCOMPANYING NOTES TO THE BASIC FINANCIAL STATEMENTS

**CONOTTON VALLEY UNION LOCAL SCHOOL DISTRICT
CARROLL COUNTY, OHIO**

RECONCILIATION OF THE STATEMENT OF REVENUES, EXPENDITURES
AND CHANGES IN FUND BALANCES OF GOVERNMENTAL FUNDS
TO THE STATEMENT OF ACTIVITIES
FOR THE FISCAL YEAR ENDED JUNE 30, 2022

Net change in fund balances - total governmental funds	\$	(7,306,069)
<i>Amounts reported for governmental activities in the statement of activities are different because:</i>		
Governmental funds report capital outlays as expenditures. However, in the statement of activities, the cost of those assets is allocated over their estimated useful lives as depreciation expense.		
Capital asset additions	\$ 5,661,552	
Current year depreciation	(607,856)	
Total		5,053,696
The net effect of various miscellaneous transactions involving capital assets (i.e., sales, disposals, trade-ins, and donations) is to decrease net position.		
		(24,298)
Revenues in the statement of activities that do not provide current financial resources are not reported as revenues in the funds.		
Property taxes	4,712,998	
Earnings on investments	(3,793)	
Intergovernmental	281,898	
Total		4,991,103
Repayment of debt is an expenditure in the governmental funds but the repayment reduces long-term liabilities on the statement of net position.		
		638,221
Issuances of notes payable are recorded as other financing sources in the funds; however, in the statement of activities, they are not reported as other financing sources as they increase liabilities on the statement of net position.		
		(96,194)
In the statement of activities, interest is accrued on outstanding bonds, whereas in governmental funds, an interest expenditure is reported when due. The following items resulted in less interest being reported in the statement of activities:		
Decrease in accrued interest payable	1,055	
Amortization of certificates of participation premiums	69,512	
Total		70,567
Contractually required contributions are reported as expenditures in governmental funds; however, the statement of net position reports these amounts as deferred outflows.		
Pension	762,881	
OPEB	27,095	
Total		789,976
Except for amounts reported as deferred inflows/outflows, changes in the net pension/OPEB liability/asset are reported as pension/OPEB expense in the statement of activities.		
Pension	(690,738)	
OPEB	(40,198)	
Total		(730,936)
Some expenses reported in the statement of activities, such as compensated absences, do not require the use of current financial resources and therefore are not reported as expenditures in governmental funds.		
		(20,570)
Change in net position of governmental activities	\$	3,365,496

SEE ACCOMPANYING NOTES TO THE BASIC FINANCIAL STATEMENTS

**CONOTTON VALLEY UNION LOCAL SCHOOL DISTRICT
CARROLL COUNTY, OHIO**

STATEMENT OF REVENUES, EXPENDITURES AND CHANGES IN
FUND BALANCE - BUDGET AND ACTUAL (NON-GAAP BUDGETARY BASIS)
GENERAL FUND
FOR THE FISCAL YEAR ENDED JUNE 30, 2022

	<u>Budgeted Amounts</u>			Variance with Final Budget Positive (Negative)
	<u>Original</u>	<u>Final</u>	<u>Actual</u>	
Revenues:				
Property taxes	\$ 8,773,328	\$ 6,652,846	\$ 6,652,846	\$ -
Intergovernmental	2,455,000	3,352,985	3,352,985	-
Investment earnings	80,000	53,059	53,059	-
Tuition and fees	1,330,730	416,874	416,874	-
Rental income	-	1,200	1,200	-
Charges for services	50,000	-	-	-
Contributions and donations	-	650	650	-
Payment in lieu of taxes	5,000	6,753	6,753	-
Miscellaneous	90,000	100,706	100,706	-
Total revenues	<u>12,784,058</u>	<u>10,585,073</u>	<u>10,585,073</u>	<u>-</u>
Expenditures:				
Current:				
Instruction:				
Regular	3,873,066	3,450,586	3,450,586	-
Special	1,110,205	1,079,563	1,079,563	-
Other	177,550	77,031	77,031	-
Support services:				
Pupil	277,408	306,389	306,389	-
Instructional staff	504,832	577,563	577,563	-
Board of education	24,130	27,594	27,594	-
Administration	1,288,496	1,351,219	1,351,219	-
Fiscal	437,772	465,995	465,995	-
Operations and maintenance	1,300,987	1,526,588	1,526,588	-
Pupil transportation	468,763	494,677	494,677	-
Central	150,646	65,507	65,507	-
Extracurricular activities	405,369	324,974	324,974	-
Facilities acquisition and construction	272,110	80,607	80,607	-
Debt service:				
Principal	10,000	-	-	-
Interest and fiscal charges	19,480	-	-	-
Total expenditures	<u>10,320,814</u>	<u>9,828,293</u>	<u>9,828,293</u>	<u>-</u>
Excess of revenues over expenditures	<u>2,463,244</u>	<u>756,780</u>	<u>756,780</u>	<u>-</u>
Other financing sources (uses):				
Refund of prior year's expenditures	-	4,289	4,289	-
Refund of prior year's receipts	-	(2,000)	(2,000)	-
Transfers (out)	(418,105)	(1,286,883)	(1,286,883)	-
Advances in	-	17,036	17,036	-
Advances (out)	-	(318,017)	(318,017)	-
Total other financing sources (uses)	<u>(418,105)</u>	<u>(1,585,575)</u>	<u>(1,585,575)</u>	<u>-</u>
Net change in fund balance	2,045,139	(828,795)	(828,795)	-
Fund balance at beginning of year	7,072,261	7,072,261	7,072,261	-
Prior year encumbrances appropriated	378,220	378,220	378,220	-
Fund balance at end of year	<u>\$ 9,495,620</u>	<u>\$ 6,621,686</u>	<u>\$ 6,621,686</u>	<u>\$ -</u>

SEE ACCOMPANYING NOTES TO THE BASIC FINANCIAL STATEMENTS

THIS PAGE IS INTENTIONALLY LEFT BLANK

**CONOTTON VALLEY UNION LOCAL SCHOOL DISTRICT
CARROLL COUNTY, OHIO**

NOTES TO THE BASIC FINANCIAL STATEMENTS
FOR THE FISCAL YEAR ENDED JUNE 30, 2022

NOTE 1 - DESCRIPTION OF THE SCHOOL DISTRICT

Conotton Valley Union Local School District (the "District") is a body politic and corporate established for the purpose of exercising the rights and privileges conveyed to it by the constitution and laws of the State of Ohio.

The District operates under a locally-elected five-member Board form of government and provides educational services as mandated by State and/or federal agencies. This Board controls the District's 1 instructional/support facility staffed by 7 administrators, 34 classified and 56 certified full-time teaching personnel, who provide services to approximately 563 students and other community members.

NOTE 2 - SUMMARY OF SIGNIFICANT ACCOUNTING POLICIES

The basic financial statements of the District have been prepared in conformity with accounting principles generally accepted in the United States of America (GAAP) as applied to governmental units. The Governmental Accounting Standards Board (GASB) is the accepted standard-setting body for establishing governmental accounting and financial reporting principles. The District's significant accounting policies are described below.

A. Reporting Entity

The reporting entity has been defined in accordance with GASB Statement No. 14, "The Financial Reporting Entity" as amended by GASB Statement No. 39, "Determining Whether Certain Organizations Are Component Units" and GASB Statement No. 61, "The Financial Reporting Entity: Omnibus an amendment of GASB Statements No. 14 and No. 34". The reporting entity is composed of the primary government and component units. The primary government consists of all funds, departments, boards and agencies that are not legally separate from the District. For the District, this includes general operations, food service, and student related activities of the District.

Component units are legally separate organizations for which the District is financially accountable. The District is financially accountable for an organization if the District appoints a voting majority of the organization's Governing Board and (1) the District is able to significantly influence the programs or services performed or provided by the organization; or (2) the District is legally entitled to or can otherwise access the organization's resources; or (3) the District is legally obligated or has otherwise assumed the responsibility to finance the deficits of, or provide financial support to, the organization; or (4) the District is obligated for the debt of the organization. Component units may also include organizations that are fiscally dependent on the District in that the District approves the budget, the issuance of debt or the levying of taxes. Certain organizations are also included as component units if the nature and significance of the relationship between the primary government and the organization is such that exclusion by the primary government would render the primary government's financial statements incomplete or misleading. Based upon the application of these criteria, the District has no component units. The basic financial statements of the reporting entity include only those of the District (the primary government).

The following organizations are described due to their relationship to the District:

JOINTLY GOVERNED ORGANIZATIONS

Ohio Mid-Eastern Regional Education Service Agency (OME-RESA)

OME-RESA is a computer service organization whose primary function is to provide information technology services to its member districts with the major emphasis being placed on accounting, payroll and inventory control services. Other areas of service provided by OME-RESA include pupil scheduling, attendance and grade reporting, career guidance services, special education records and test scoring.

**CONOTTON VALLEY UNION LOCAL SCHOOL DISTRICT
CARROLL COUNTY, OHIO**

NOTES TO THE BASIC FINANCIAL STATEMENTS
FOR THE FISCAL YEAR ENDED JUNE 30, 2022

NOTE 2 - SUMMARY OF SIGNIFICANT ACCOUNTING POLICIES - (Continued)

OME-RESA is one of 23 regional service organizations serving over 600 public districts in the State of Ohio that make up the Ohio Educational Computer network (OECN). These service organizations are known as Data Acquisition Sites. The OECN is a collective group of Data Acquisition Sites, authorized pursuant to Section 3301.075 of the Ohio Revised Code and their member districts. Such sites, in conjunction with the Ohio Department of Education (ODE), comprise a statewide delivery system to provide comprehensive, cost-efficient accounting and other administrative and instructional computer services for participating Ohio districts.

Major funding for this network is derived from the State of Ohio. In addition, a majority of the software utilized by the OME-RESA is developed by the ODE.

OME-RESA is owned and operated by 49 member districts in 10 different Ohio counties. The member districts are comprised of public districts and educational service centers. Each member district pays an annual fee for services provided by OME-RESA. OME-RESA is governed by a Board of Directors, which is selected by the member districts. Each member district has one vote in all matters and each member district's control over budgeting and financing of OME-RESA is limited to its voting authority and any representation it may have on the Board of Directors.

OME-RESA is located at 2023 Sunset Blvd., Steubenville, Ohio 43952. The Jefferson County Educational Service Center is one of OME-RESA's member districts and acts in the capacity of fiscal agent for OME-RESA.

INSURANCE PURCHASING POOLS

Workers' Compensation Group Rating Program

The District participates in the Ohio School Boards Association (OSBA) / Sedgwick, Inc. Workers' Compensation Group Rating Program (GRP). The GRP is sponsored by OSBA and administered by Sedgwick, Inc. The intent of the GRP is to achieve the benefit of a reduced premium for the District by virtue of its grouping and representation with other participants in the GRP. The District pays a fee to the GRP to cover the costs of administering the program.

B. Fund Accounting

The District uses funds to maintain its financial records during the year. A fund is defined as a fiscal and accounting entity with a self-balancing set of accounts. There are three categories of funds: governmental, proprietary and fiduciary. The District does not have fiduciary or proprietary funds.

GOVERNMENTAL FUNDS

Governmental funds are those through which most governmental functions typically are financed. Governmental fund reporting focuses on the sources, uses and balances of current financial resources. Expendable assets are assigned to the various governmental funds according to the purposes for which they may or must be used. Current liabilities are assigned to the fund from which they will be paid. The difference between governmental fund assets and deferred outflows of resources and liabilities and deferred inflows of resources is reported as fund balance. The following are the District's major governmental funds:

General fund - The general fund is used to account for and report all financial resources not accounted for and reported in another fund. The general fund balance is available for any purpose provided it is expended or transferred according to the general laws of Ohio.

Permanent improvement fund - The permanent improvement fund is used to account for all transactions related to the acquiring, constructing, or improving of such permanent improvements.

**CONOTTON VALLEY UNION LOCAL SCHOOL DISTRICT
CARROLL COUNTY, OHIO**

NOTES TO THE BASIC FINANCIAL STATEMENTS
FOR THE FISCAL YEAR ENDED JUNE 30, 2022

NOTE 2 - SUMMARY OF SIGNIFICANT ACCOUNTING POLICIES - (Continued)

Building fund - The building capital projects fund is used to account for the receipts and expenditures related to lease purchase agreements. Expenditures represent the cost of energy conservation measures.

Other governmental funds of the District are used to account for (a) financial resources that are restricted, committed, or assigned to expenditures for capital outlays including the acquisition or construction of capital facilities and other capital assets, (b) specific revenue sources that are restricted or committed to an expenditure for specified purposes other than debt service or capital projects and (c) financial resources that are restricted, committed, or assigned to expenditure for principal and interest.

C. Basis of Presentation and Measurement Focus

Government-Wide Financial Statements - The statement of net position and the statement of activities display information about the District as a whole. These statements include the financial activities of the primary government, except for fiduciary funds.

The government-wide statement of activities presents a comparison between direct expenses and program revenues for each function or program of the governmental activities of the District. Direct expenses are those that are specifically associated with a service, program or department and therefore clearly identifiable to a particular function. Program revenues include amounts paid by the recipient of goods or services offered by the program and grants and contributions that are restricted to meeting the operational or capital requirements of a particular program. Revenues not classified as program revenues are presented as general revenues of the District.

The government-wide financial statements are prepared using the economic resources measurement focus. All assets and deferred outflows of resources and all liabilities and deferred inflows of resources associated with the operation of the District are included on the statement of net position.

Fund Financial Statements - Fund financial statements report detailed information about the District. The focus of governmental fund financial statements is on major funds rather than reporting funds by type. Each major fund is presented in a separate column, and all nonmajor funds are aggregated into one column.

All governmental funds are accounted for using a flow of current financial resources measurement focus. With this measurement focus, only current assets, deferred outflows of resources, current liabilities and deferred inflows of resources generally are included on the balance sheet. The statement of revenues, expenditures and changes in fund balances reports on the sources (i.e., revenues and other financing sources) and uses (i.e., expenditures and other financing uses) of current financial resources. This approach differs from the manner in which the governmental activities of the government-wide financial statements are prepared. Governmental fund financial statements therefore include a reconciliation with brief explanations to better identify the relationship between the government-wide statements and the statements for governmental funds.

D. Basis of Accounting

Basis of accounting determines when transactions are recorded in the financial records and reported on the financial statements. Government-wide financial statements are prepared using the accrual basis of accounting. Governmental funds use the modified accrual basis of accounting.

**CONOTTON VALLEY UNION LOCAL SCHOOL DISTRICT
CARROLL COUNTY, OHIO**

NOTES TO THE BASIC FINANCIAL STATEMENTS
FOR THE FISCAL YEAR ENDED JUNE 30, 2022

NOTE 2 - SUMMARY OF SIGNIFICANT ACCOUNTING POLICIES - (Continued)

Revenues - Exchange and Nonexchange Transactions - Revenue resulting from exchange transactions, in which each party gives and receives essentially equal value, is recorded on the accrual basis when the exchange takes place. On a modified accrual basis, revenue is recorded in the fiscal year in which the resources are measurable and become available. Available means that the resources will be collected within the current fiscal year or are expected to be collected soon enough thereafter to be used to pay liabilities of the current fiscal year. For the District, available means expected to be received within sixty days of fiscal year end.

Nonexchange transactions, in which the District receives value without directly giving equal value in return, include property taxes, grants, entitlements and donations. On an accrual basis, revenue from property taxes is recognized in the fiscal year for which the taxes are levied (See Note 5).

Revenue from grants, entitlements and donations is recognized in the fiscal year in which all eligibility requirements have been satisfied. Eligibility requirements include timing requirements, which specify the year when the resources are required to be used or the fiscal year when use is first permitted, matching requirements, in which the District must provide local resources to be used for a specified purpose and expenditure requirements, in which the resources are provided to the District on a reimbursement basis. On a modified accrual basis, revenue from nonexchange transactions must also be available before it can be recognized.

Under the modified accrual basis, the following revenue sources are considered to be both measurable and available at fiscal year-end: property taxes available as an advance, interest, tuition, grants, student fees and rentals.

Deferred Outflows of Resources and Deferred Inflows of Resources - In addition to assets, the government-wide statement of net position will report a separate section for deferred outflows of resources. Deferred outflows of resources represents a consumption of net position that applies to a future period and will not be recognized as an outflow of resources (expense/expenditure) until then. For the District, See Notes 10 and 11 for deferred outflows of resources related the District's net pension liability and net OPEB liability/asset respectively.

In addition to liabilities, both the government-wide statement of net position and the governmental fund financial statements report a separate section for deferred inflows of resources. Deferred inflows of resources represent an acquisition of net position that applies to a future period and will not be recognized as an inflow of resources (revenue) until that time. For the District, deferred inflows of resources include property taxes, payment in lieu of taxes, and unavailable revenue. Property taxes and payment in lieu of taxes represent amounts for which there is an enforceable legal claim as of June 30, 2022, but which were levied to finance fiscal year 2023 operations. These amounts have been recorded as a deferred inflow of resources on both the government-wide statement of net position and the governmental fund financial statements. Unavailable revenue is reported only on the governmental funds balance sheet and represents receivables which will not be collected within the available period. For the District unavailable revenue includes, but is not limited to, delinquent property taxes and intergovernmental grants. These amounts are deferred and recognized as an inflow of resources in the period the amounts become available.

For the District, See Notes 10 and 11 for deferred inflows of resources related to the District's net pension liability and net OPEB liability/asset, respectively. This deferred inflow of resources is only reported on the government-wide statement of net position.

Expenses/Expenditures - On the accrual basis of accounting, expenses are recognized at the time they are incurred. The entitlement value of donated commodities used during the year is reported in the statement of revenues, expenditures and changes in fund balances as an expenditure with a like amount reported as intergovernmental revenue.

The measurement focus of governmental fund accounting is on decreases in net financial resources (expenditures) rather than expenses. Expenditures are generally recognized in the accounting period in which the related fund liability is incurred, if measurable. Allocations of cost, such as depreciation and amortization, are not recognized in governmental funds.

**CONOTTON VALLEY UNION LOCAL SCHOOL DISTRICT
CARROLL COUNTY, OHIO**

**NOTES TO THE BASIC FINANCIAL STATEMENTS
FOR THE FISCAL YEAR ENDED JUNE 30, 2022**

NOTE 2 - SUMMARY OF SIGNIFICANT ACCOUNTING POLICIES - (Continued)

E. Budgets

The District is required by State statute to adopt an annual appropriated cash basis budget for all funds, except custodial funds. The specific timetable for fiscal year 2022 is as follows:

1. Prior to January 15, the Superintendent and Treasurer submit to the Board of Education a proposed operating budget for the fiscal year commencing the following July 1. The budget includes proposed expenditures and the means of financing for all funds. Public hearings are publicized and conducted to obtain taxpayers' comments. The purpose of this budget document is to reflect the need for existing (or increased) tax rates.
2. By no later than January 20, the Board-adopted budget is filed with the Harrison County Budget Commission for tax rate determination. The Harrison County Budget Commission waived this requirement for fiscal year 2022.
3. Prior to April 1, the Board of Education accepts, by formal resolution, the tax rates as determined by the Budget Commission and receives the Commission's certificate of estimated resources which states the projected revenue of each fund. Prior to July 1, the District must revise its budget so that total contemplated expenditures from any fund during the ensuing year will not exceed the amount stated in the certificate of estimated resources. The revised budget then serves as a basis for the appropriation measure. On or about July 1, the certificate is amended to include any unencumbered balances from the preceding year as reported by the District Treasurer. The certificate may be further amended during the year if projected increases or decreases in revenue are identified by the District Treasurer. The budget figures, as shown in the accompanying budgetary statement, reflect the amounts set forth in the original and final certificate of estimated resources issued for fiscal year 2022.
4. By July 1, the annual appropriation resolution is legally enacted by the Board of Education at the fund level of expenditures for the general fund and for all other funds, which is the legal level of budgetary control. State statute permits a temporary appropriation to be effective until no later than October 1 of each year. Resolution appropriations by fund must be within the estimated resources as certified by the County Budget Commission and the total of expenditures and encumbrances may not exceed the appropriation totals.
5. Any revisions that alter the total of any fund appropriation must be approved by the Board of Education.
6. Formal budgetary integration is employed as a management control device during the year for all funds consistent with statutory provisions. All funds completed the year within the amount of their legally authorized cash basis appropriation.
7. Appropriation amounts are as originally adopted, or as amended by the Board of Education through the year by supplemental appropriations, which either reallocated or increased the original appropriated amounts. All supplemental appropriations were legally enacted by the Board prior to June 30, 2022; however, none of these amendments were significant.
8. Unencumbered appropriations lapse at year end. Encumbered appropriations are carried forward to the succeeding fiscal year and need not be re-appropriated. Expenditures plus encumbrances may not legally exceed budgeted appropriations at the fund level.

F. Cash and Investments

To improve cash management, cash received by the District is pooled in a central bank account. Monies for all funds are maintained in this pool. Individual fund integrity is maintained through the District's records. Each fund's interest in the pool is presented as "equity in pooled cash and cash equivalents" on the basic financial statements.

**CONOTTON VALLEY UNION LOCAL SCHOOL DISTRICT
CARROLL COUNTY, OHIO**

**NOTES TO THE BASIC FINANCIAL STATEMENTS
FOR THE FISCAL YEAR ENDED JUNE 30, 2022**

NOTE 2 - SUMMARY OF SIGNIFICANT ACCOUNTING POLICIES - (Continued)

During fiscal year 2022, investments were limited to the State Treasury Asset Reserve of Ohio (STAR Ohio).

STAR Ohio is an investment pool managed by the State Treasurer's Office which allows governments within the State to pool their funds for investment purposes. STAR Ohio is not registered with the SEC as an investment company, but has adopted Governmental Accounting Standards Board (GASB), Statement No. 79, "Certain External Investment Pools and Pool Participants." The District measures its investment in STAR Ohio at the net asset value (NAV) per share provided by STAR Ohio. The NAV per share is calculated on an amortized cost basis that provides an NAV per share that approximates fair value.

For fiscal year 2022, there were no limitations or restrictions on any participant withdrawals due to redemption notice periods, liquidity fees, or redemption gates. However, notice must be given 24 hours in advance of all deposits and withdrawals exceeding \$100 million. STAR Ohio reserves the right to limit the transaction to \$250 million, requiring the excess amount to be transacted the following business day(s), but only to the \$250 million limit. All accounts of the participant will be combined for these purposes.

Under existing Ohio statutes all investment earnings are assigned to the general fund unless statutorily required to be credited to a specific fund. By policy of the Board of Education, investment earnings are assigned to the general fund, the building fund and the private-purpose trust funds. Interest revenue credited to the general fund during fiscal year 2022 amounted to \$23,903, which includes \$10,408 assigned from other District funds.

For presentation on the basic financial statements, investments of the cash management pool and investments with original maturities of three months or less at the time they are purchased by the District are considered to be cash equivalents. Investments with an initial maturity of more than three months are reported as investments.

An analysis of the District's investment account at year end is provided in Note 4.

G. Inventory

On government-wide and fund financial statements, purchased inventories are presented at the lower of cost or market and donated commodities are presented at their entitlement value. Inventories are recorded on a first-in, first-out basis and are expensed when used. Inventories are accounted for using the consumption method.

Inventory consists of expendable supplies held for consumption, donated food and purchased food.

H. Capital Assets

General capital assets are those assets specifically related to governmental activities. These assets generally result from expenditures in the governmental funds. These assets are reported in the governmental activities column of the government-wide statement of net position, but are not reported in the fund financial statements.

All capital assets are capitalized at cost (or estimated historical cost) and updated for additions and deductions during the year. Donated capital assets are recorded at their acquisition values as of the date received. The District maintains a capitalization threshold of \$5,000. Improvements are capitalized; the costs of normal maintenance and repairs that do not add to the value of the asset or materially extend an asset's life are not. The District does not possess infrastructure.

All reported capital assets except land and construction in progress are depreciated. Improvements are depreciated over the remaining useful lives of the related capital assets. Depreciation is computed using the straight-line method over the following useful lives:

**CONOTTON VALLEY UNION LOCAL SCHOOL DISTRICT
CARROLL COUNTY, OHIO**

NOTES TO THE BASIC FINANCIAL STATEMENTS
FOR THE FISCAL YEAR ENDED JUNE 30, 2022

NOTE 2 - SUMMARY OF SIGNIFICANT ACCOUNTING POLICIES - (Continued)

<u>Description</u>	Governmental Activities <u>Estimated Lives</u>
Land improvements	5 - 20 years
Buildings and improvements	20 - 50 years
Furniture and equipment	5 - 20 years
Vehicles	6 - 10 years

I. Interfund Balances

On the fund financial statements, receivables and payables resulting from short-term interfund loans are classified as “interfund loans receivable/payable”. These amounts are eliminated in the governmental type activities columns of the statement of net position.

J. Compensated Absences

Compensated absences of the District consist of vacation leave and sick leave to the extent that payments to the employee for these absences are attributable to services already rendered and are not contingent on a specific event that is outside the control of the District and the employee.

In accordance with the provisions of GASB Statement No. 16, “Accounting for Compensated Absences”, a liability for vacation leave is accrued if a) the employees’ rights to payment are attributable to services already rendered; and b) it is probable that the employer will compensate the employees for the benefits through paid time off or other means, such as cash payment at termination or retirement. An accrual for earned sick leave is made to the extent that it is probable that the benefits will result in termination (severance) payments. A liability for sick leave is accrued using the vesting method; i.e., the liability is based on the sick leave accumulated at June 30, 2022, by those employees who are currently eligible to receive termination (severance) payments, as well as those employees expected to become eligible in the future. For purposes of establishing a liability for sick leave on employees expected to become eligible to retire in the future, all employees age fifty or greater with at least ten years of service and employees at any age with twenty years of service were considered expected to become eligible to retire in accordance with GASB Statement No. 16.

The total liability for vacation and sick leave payments has been calculated using pay rates in effect at June 30, 2022, and reduced to the maximum payment allowed by labor contract and/or statute, plus any applicable additional salary related payments.

The entire compensated absence liability is reported on the government-wide financial statements. For governmental fund financial statements, compensated absences are recognized as liabilities and expenditures as payments come due each period upon the occurrence of employee resignations and retirements.

K. Accrued Liabilities and Long-Term Obligations

All payables, accrued liabilities and long-term obligations are reported in the government-wide financial statements.

In general, governmental fund payables and accrued liabilities that, once incurred, are paid in a timely manner and in full from current financial resources, are reported as obligations of the funds. However, compensated absences that will be paid from governmental funds are reported as a liability in the fund financial statements only to the extent that they are due for payment during the current year. Notes, loans and certificates of participation are recognized as a liability on the fund financial statements when due. Net pension/OPEB liability should be recognized in the governmental funds to the extent that benefit payments are due and payable and the pension/OPEB plan’s fiduciary net position is not sufficient for payment of those benefits.

**CONOTTON VALLEY UNION LOCAL SCHOOL DISTRICT
CARROLL COUNTY, OHIO**

NOTES TO THE BASIC FINANCIAL STATEMENTS
FOR THE FISCAL YEAR ENDED JUNE 30, 2022

NOTE 2 - SUMMARY OF SIGNIFICANT ACCOUNTING POLICIES - (Continued)

L. Fund Balance

Fund balance is divided into five classifications based primarily on the extent to which the District is bound to observe constraints imposed upon the use of the resources in the governmental funds. The classifications are as follows:

Nonspendable - The nonspendable fund balance classification includes amounts that cannot be spent because they are not in spendable form or legally required to be maintained intact. The “not in spendable form” criterion includes items that are not expected to be converted to cash. It also includes the long-term amount of loans receivable.

Restricted - Fund balance is reported as restricted when constraints are placed on the use of resources that are either externally imposed by creditors (such as through debt covenants), grantors, contributors, or laws or regulations of other governments, or imposed by law through constitutional provisions or enabling legislation.

Committed - The committed fund balance classification includes amounts that can be used only for the specific purposes imposed by a formal action (resolution) of the District Board of Education (the highest level of decision making authority). Those committed amounts cannot be used for any other purpose unless the District Board of Education removes or changes the specified use by taking the same type of action (resolution) it employed to previously commit those amounts. Committed fund balance also incorporates contractual obligations to the extent that existing resources in the fund have been specifically committed for use in satisfying those contractual requirements.

Assigned - Amounts in the assigned fund balance classification are intended to be used by the District for specific purposes, but do not meet the criteria to be classified as restricted nor committed. In governmental funds other than the general fund, assigned fund balance represents the remaining amount that is not restricted or committed. In the general fund, assigned amounts represent intended uses established by policies of the District Board of Education, which includes giving the Treasurer the authority to constrain monies for intended purposes.

Unassigned - Unassigned fund balance is the residual classification for the general fund and includes all spendable amounts not contained in the other classifications. In other governmental funds, the unassigned classification is only used to report a deficit fund balance resulting from overspending for specific purposes for which amounts had been restricted, committed, or assigned.

The District applies restricted resources first when expenditures are incurred for purposes for which restricted and unrestricted (committed, assigned, and unassigned) fund balance is available. Similarly, within unrestricted fund balance, committed amounts are reduced first followed by assigned, and then unassigned amounts when expenditures are incurred for purposes for which amounts in any of the unrestricted fund balance classifications could be used.

M. Net Position

Net position represents the difference between assets and deferred outflows and liabilities and deferred inflows. The net position component “net investment in capital assets,” consists of capital assets, net of accumulated depreciation, reduced by the outstanding balances of any borrowing used for the acquisition, construction or improvement of those assets. Deferred outflows of resources and deferred inflows of resources that are attributable to the acquisition, construction or improvement of those assets or related debt also should be included in this component of net position. Net position is reported as restricted when there are limitations imposed on its use either through the enabling legislation adopted by the District or through external restrictions imposed by creditors, grantors or laws or regulations of other governments.

**CONOTTON VALLEY UNION LOCAL SCHOOL DISTRICT
CARROLL COUNTY, OHIO**

**NOTES TO THE BASIC FINANCIAL STATEMENTS
FOR THE FISCAL YEAR ENDED JUNE 30, 2022**

NOTE 2 - SUMMARY OF SIGNIFICANT ACCOUNTING POLICIES - (Continued)

The District applies restricted resources first when an expense is incurred for purposes for which both restricted and unrestricted net position is available.

N. Prepayments

Certain payments to vendors reflect the costs applicable to future accounting periods and are recorded as prepaid items in both government-wide and fund financial statements. These items are reported as assets on the balance sheet using the consumption method. A current asset for the prepaid amounts is recorded at the time of the purchase and the expenditure/expense is reported in the year in which services are consumed.

O. Estimates

The preparation of the basic financial statements in conformity with GAAP requires management to make estimates and assumptions that affect the amounts reported in the basic financial statements and accompanying notes. Actual results may differ from those estimates.

P. Interfund Activity

Exchange transactions between funds are reported as revenues in the seller funds and as expenditures/expenses in the purchaser funds. Flows of cash or goods from one fund to another without a requirement for repayment are reported as interfund transfers. Interfund transfers are reported as other financing sources/uses in governmental funds. Repayments from funds responsible for particular expenditures/expenses to the funds that initially paid for them are not presented on the basic financial statements.

Q. Pensions/Other Postemployment Benefits (OPEB)

For purposes of measuring the net pension/OPEB liability, net OPEB asset, deferred outflows of resources and deferred inflows of resources related pensions/OPEB, and pension/OPEB expense, information about the fiduciary net position of the pension/OPEB plans and additions to/deductions from their fiduciary net position have been determined on the same basis as they are reported by the pension/OPEB plan. For this purpose, benefit payments (including refunds of employee contributions) are recognized when due and payable in accordance with the benefit terms. The pension/OPEB plans report investments at fair value.

R. Extraordinary and Special Items

Extraordinary items are transactions or events that are both unusual in nature and infrequent in occurrence. Special items are transactions or events that are within the control of the Board of Education and that are either unusual in nature or infrequent in occurrence. Neither type of transaction occurred during fiscal year 2022.

S. Certificate of Participation Premium

On the government-wide financial statements, certificate of participation premiums are deferred and amortized over the term of the certificate of participation using the straight-line method, which approximates the effective interest method. Certificate of participation premiums are presented as an addition to the face amount of the certificate of participation.

On the governmental fund financial statements, certificate of participation premiums and discounts are recognized in the current period. A reconciliation between the certificate of participation face value and the amount reported on the statement of net position is presented in Note 8.A.

**CONOTTON VALLEY UNION LOCAL SCHOOL DISTRICT
CARROLL COUNTY, OHIO**

NOTES TO THE BASIC FINANCIAL STATEMENTS
FOR THE FISCAL YEAR ENDED JUNE 30, 2022

NOTE 2 - SUMMARY OF SIGNIFICANT ACCOUNTING POLICIES - (Continued)

T. Fair Value

The District categorizes its fair value measurements within the fair value hierarchy established by generally accepted accounting principles. The hierarchy is based on the valuation inputs used to measure the fair value of the asset. Level 1 inputs are quoted prices in active markets for identical assets; Level 2 inputs are significant other observable inputs; Level 3 inputs are significant unobservable inputs.

NOTE 3 - ACCOUNTABILITY AND COMPLIANCE

A. Change in Accounting Principles

For fiscal year 2022, the District has implemented GASB Statement No. 87, "Leases", GASB Implementation Guide 2019-3, "Leases", GASB Statement No. 89, "Accounting for Interest Cost Incurred before the End of a Construction Period", GASB Implementation Guide 2020-1, "Implementation Guide Update - 2020", GASB Statement No. 92, "Omnibus 2020", GASB Statement No. 93, "Replacement of Interbank Offered Rates", GASB Statement No. 97, "Certain Component Unit Criteria, and Accounting and Financial Reporting for Internal Revenue Code Section 457 Deferred Compensation Plans—an amendment of GASB Statements No. 14 and No. 84, and a supersession of GASB Statement No. 32" and certain paragraphs of GASB Statement No. 99, "Omnibus 2022".

GASB Statement No. 87 and GASB Implementation Guide 2019-3 enhance the relevance and consistency of information of the government's leasing activities. It establishes requirements for lease accounting based on the principle that leases are financings of the right to use an underlying asset. A lessee is required to recognize a lease liability and an intangible right to use lease asset, and a lessor is required to recognize a lease receivable and a deferred inflow of resources. The implementation of GASB Statement No. 87 did not have an effect on the financial statements of the District.

GASB Statement No. 89 establishes accounting requirements for interest cost incurred before the end of a construction period. GASB Statement No. 89 requires that interest cost incurred before the end of a construction period be recognized as an expense in the period in which the cost is incurred for financial statements prepared using the economic resources measurement focus. GASB Statement No. 89 also reiterates that financial statements prepared using the current financial resources measurement focus, interest cost incurred before the end of a construction period should be recognized as an expenditure on a basis consistent with governmental fund accounting principles. The implementation of GASB Statement No. 89 did not have an effect on the financial statements of the District.

GASB Implementation Guide 2020-1 provides clarification on issues related to previously established GASB guidance. The implementation of GASB Implementation Guide 2020-1 did not have an effect on the financial statements of the District.

GASB Statement No. 92 enhances comparability in accounting and financial reporting and to improve the consistency of authoritative literature by addressing practice issues that have been identified during implementation and application of certain GASB Statements. The implementation of GASB Statement No. 92 did not have an effect on the financial statements of the District.

GASB Statement No. 93 establishes accounting and financial reporting requirements related to the replacement of Interbank Offered Rates (IBORs) in hedging derivative instruments and leases. It also identifies appropriate benchmark interest rates for hedging derivative instruments. The implementation of GASB Statement No. 93 did not have an effect on the financial statements of the District.

**CONOTTON VALLEY UNION LOCAL SCHOOL DISTRICT
CARROLL COUNTY, OHIO**

**NOTES TO THE BASIC FINANCIAL STATEMENTS
FOR THE FISCAL YEAR ENDED JUNE 30, 2022**

NOTE 3 - ACCOUNTABILITY AND COMPLIANCE - (Continued)

GASB Statement No. 97 is to (1) increase consistency and comparability related to the reporting of fiduciary component units in circumstances in which a potential component unit does not have a governing board and the primary government performs the duties that a governing board typically would perform; (2) mitigate costs associated with the reporting of certain defined contribution pension plans, defined contribution other postemployment benefit (OPEB) plans, and employee benefit plans other than pension plans or OPEB plans (other employee benefit plans) as fiduciary component units in fiduciary fund financial statements; and (3) enhance the relevance, consistency, and comparability of the accounting and financial reporting for Internal Revenue Code (IRC) Section 457 deferred compensation plans (Section 457 plans) that meet the definition of a pension plan and for benefits provided through those plans. The implementation of GASB Statement No. 97 did not have an effect on the financial statements of the District.

GASB Statement No. 99 to enhance comparability in accounting and financial reporting and to improve the consistency of authoritative literature by addressing (1) practice issues that have been identified during implementation and application of certain GASB Statements and (2) accounting and financial reporting for financial guarantees. The implementation of GASB Statement No. 99 did not have an effect on the financial statements of the District.

B. Deficit Fund Balances

Fund balances at June 30, 2022 included the following individual fund deficits:

<u>Nonmajor funds</u>	<u>Deficit</u>
Public School Preschool	\$ 14,253
Elementary and Secondary School Emergency Relief (ESSER)	309,398
IDEA, Part B	10,982
Title I, Disadvantaged Children	10,974
IDEA Preschool Grant for the Handicapped	3,402
Student Support and Academic Enrichment	7,156
Supporting Effective Instruction	8,992
Miscellaneous Federal Grants	10,455

The general fund is liable for any deficit in these funds and provides transfers when cash is required, not when accruals occur. The deficit fund balances resulted from adjustments for accrued liabilities.

NOTE 4 - DEPOSITS AND INVESTMENTS

State statutes classify monies held by the District into three categories.

Active deposits are public deposits necessary to meet current demands on the treasury. Such monies must be maintained either as cash in the District treasury, in commercial accounts payable or withdrawable on demand, including negotiable order of withdrawal (NOW) accounts, or in money market deposit accounts.

Inactive deposits are public deposits that the Board of Education has identified as not required for use within the current five year period of designation of depositories. Inactive deposits must either be evidenced by certificates of deposit maturing not later than the end of the current period of designation of depositories, or by savings or deposit accounts including, but not limited to, passbook accounts.

Interim deposits are deposits of interim monies. Interim monies are those monies which are not needed for immediate use, but which will be needed before the end of the current period of designation of depositories. Interim deposits must be evidenced by time certificates of deposit maturing not more than one year from the date of deposit or by savings or deposit accounts including passbook accounts.

**CONOTTON VALLEY UNION LOCAL SCHOOL DISTRICT
CARROLL COUNTY, OHIO**

**NOTES TO THE BASIC FINANCIAL STATEMENTS
FOR THE FISCAL YEAR ENDED JUNE 30, 2022**

NOTE 4 - DEPOSITS AND INVESTMENTS - (Continued)

Interim monies may be deposited or invested in the following securities:

1. United States Treasury Notes, Bills, Bonds, or any other obligation or security issued by the United States Treasury or any other obligation guaranteed as to principal and interest by the United States;
2. Bonds, notes, debentures, or any other obligations or securities issued by any federal government agency or instrumentality, including, but not limited to, the Federal National Mortgage Association, Federal Home Loan Bank, Federal Farm Credit Bank, Federal Home Loan Mortgage Corporation, and Government National Mortgage Association. All federal agency securities shall be direct issuances of federal government agencies or instrumentalities;
3. Written repurchase agreements in the securities listed above provided that the market value of the securities subject to the repurchase agreement must exceed the principal value of the agreement by at least two percent and be marked to market daily and that the term of the agreement must not exceed thirty days;
4. Bonds and other obligations of the State of Ohio, and with certain limitations including a requirement for maturity within ten years from the date of settlement, bonds and other obligations of political subdivisions of the State of Ohio, if training requirements have been met;
5. Time certificates of deposit or savings or deposit accounts including, but not limited to, passbook accounts;
6. No-load money market mutual funds consisting exclusively of obligations described in items (1) and (2) above and repurchase agreements secured by such obligations, provided that investments in securities described in this division are made only through eligible institutions;
7. The State Treasurer's investment pool, the State Treasury Asset Reserve of Ohio (STAR Ohio); and,
8. Certain banker's acceptance (for a period not to exceed one hundred eighty days) and commercial paper notes (for a period not to exceed two hundred seventy days) in an amount not to exceed 40 percent of the interim monies available for investment at any one time if training requirements have been met.

Protection of the District's deposits is provided by the Federal Deposit Insurance Corporation (FDIC), by eligible securities pledged by the financial institution as security for repayment, or by the financial institutions participation in the Ohio Pooled Collateral System (OPCS), a collateral pool of eligible securities deposited with a qualified trustee and pledged to the Treasurer of State to secure the repayment of all public monies deposited in the financial institution.

Investments in stripped principal or interest obligations, reverse repurchase agreements and derivatives are prohibited. The issuance of taxable notes for the purpose of arbitrage, the use of leverage and short selling are also prohibited. Except as noted above, an investment must mature within five years from the date of purchase unless matched to a specific obligation or debt of the District and must be purchased with the expectation that it will be held to maturity. Investments may only be made through specified dealers and institutions. Payment for investments may be made only upon delivery of the securities representing the investments to the Treasurer or, if the securities are not represented by a certificate, upon receipt of confirmation of transfer from the custodian.

A. Cash on Hand

At June 30, 2022, the District had \$2,292 in undeposited cash on hand, which is included on the basic financial statements of the District as part of "equity in pooled cash and cash equivalents".

**CONOTTON VALLEY UNION LOCAL SCHOOL DISTRICT
CARROLL COUNTY, OHIO**

NOTES TO THE BASIC FINANCIAL STATEMENTS
FOR THE FISCAL YEAR ENDED JUNE 30, 2022

NOTE 4 - DEPOSITS AND INVESTMENTS - (Continued)

B. Deposits with Financial Institutions

At June 30, 2022, the carrying amount of all District deposits was \$6,054,198. Based on the criteria described in GASB Statement No. 40, “Deposits and Investment Risk Disclosures”, as of June 30, 2022, \$239,703 of the District’s bank balance of \$6,206,071 was exposed to custodial risk as discussed below, while \$5,966,368 was covered by the FDIC.

C. Cash with Fiscal Agent

At fiscal year-end, \$88 of the District’s funds were invested in an escrow fund with US Bank as part of the District’s certificates of participation issuance. The money held by the fiscal agent is not included in the District’s carrying value.

Custodial credit risk is the risk that, in the event of bank failure, the District will not be able to recover deposits or collateral securities that are in the possession of an outside party. The District has no deposit policy for custodial credit risk beyond the requirements of State statute. Ohio law requires that deposits either be insured or protected by (1) eligible securities pledged to the District’s and deposited with a qualified trustee by the financial institution as security for repayment whose fair value at all times shall be at least 105 percent of the deposits being secured, or (2) participation in the Ohio Pooled Collateral System (OPCS), a collateral pool of eligible securities deposited with a qualified trustee and pledged to the Treasurer of State to secure the repayment of all public monies deposited in the financial institution. OPCS requires the total fair value of the securities pledged to be 102 percent of the deposits being secured or a rate set by the Treasurer of State. Although all statutory requirements for the deposit of money had been followed, noncompliance with Federal requirements could potentially subject the District to a successful claim by the FDIC.

D. Investments

As of June 30, 2022, the District had the following investment and maturity:

Measurement/ <u>Investment type</u>	Measurement <u>Amount</u>	<u>Investment Maturity</u> 6 months or <u>less</u>
<i>Amortized Cost:</i>		
STAR Ohio	<u>\$ 6,761,958</u>	<u>\$ 6,761,958</u>

The weighted average maturity of investments is one day.

Interest Rate Risk: As a means of limiting its exposure to fair value losses arising from interest rates and according to State law, the District’s investment policy limits investment portfolio maturities to five years or less.

Credit Risk: STAR Ohio must maintain the highest letter or numerical rating provided by at least one nationally recognized standard rating service. Standard & Poor’s has assigned STAR Ohio an AAAM money market rating. The District’s investment policy does not specifically address credit risk beyond requiring the District to only invest in securities authorized by State statute.

Custodial Credit Risk: For an investment, custodial credit risk is the risk that, in the event of the failure of the counterparty, the District will not be able to recover the value of its investments or collateral securities that are in the possession of an outside party. The District has no investment policy dealing with investment custodial risk beyond the requirement in State statute that prohibits payment for investments prior to the delivery of the securities representing such investments to the Treasurer or qualified trustee.

**CONOTTON VALLEY UNION LOCAL SCHOOL DISTRICT
CARROLL COUNTY, OHIO**

NOTES TO THE BASIC FINANCIAL STATEMENTS
FOR THE FISCAL YEAR ENDED JUNE 30, 2022

NOTE 4 - DEPOSITS AND INVESTMENTS - (Continued)

Concentration of Credit Risk: The District places no limit on the amount that may be invested in any one issuer. The following table includes the percentage of each investment type held by the District at June 30, 2022:

<u>Measurement/ Investment type</u>	<u>Measurement Amount</u>	<u>% of Total</u>
<i>Amortized Cost:</i>		
STAR Ohio	<u>\$ 6,761,958</u>	<u>100.00%</u>

E. Reconciliation of Cash and Investments to the Statement of Net Position

The following is a reconciliation of cash and investments as reported in the note above to cash and investments as reported on the statement of net position as of June 30, 2022:

<u>Cash and investments per note</u>	
Carrying amount of deposits	\$ 6,054,198
Investments	6,761,958
Cash with fiscal agent	88
Cash on hand	<u>2,292</u>
Total	<u>\$ 12,818,536</u>
 <u>Cash and investments per statement of net position</u>	
Governmental activities	<u>\$ 12,818,536</u>

NOTE 5 - PROPERTY TAXES

Property taxes are levied and assessed on a calendar year basis while the District fiscal year runs from July through June. First half tax collections are received by the District in the second half of the fiscal year. Second half tax distributions occur in the first half of the following fiscal year.

Property taxes include amounts levied against all real property and public utility property. Real property tax revenues received in calendar year 2022 represent the collection of calendar year 2021 taxes. Real property taxes received in calendar year 2022 were levied after April 1, 2021, on the assessed values as of January 1, 2021, the lien date. Assessed values for real property taxes are established by State statute at 35 percent of appraised market value. Real property taxes are payable annually or semiannually. If paid annually, payment is due December 31; if paid semiannually, the first payment is due December 31, with the remainder payable by June 20. Under certain circumstances, State statute permits alternate payment dates to be established. Public utility property tax revenues received in calendar year 2022 represent the collection of calendar year 2021 taxes. Public utility real and personal property taxes received in calendar year 2022 became a lien on December 31, 2020, were levied after April 1, 2021, and are collected with real property taxes. Public utility real property is assessed at 35 percent of true value; public utility tangible personal property is currently assessed at varying percentages of true value.

The District receives property taxes from Harrison and Carroll Counties. The County Auditors periodically advance to the District their portion of the taxes collected. Second-half real property tax payments collected by the County by June 30, 2022, are available to finance fiscal year 2023 operations. The amount available as an advance at June 30, 2022 was \$165,905 in the general fund and \$27,418 in the permanent improvement fund. This amount is recorded as revenue. The amount available for advance at June 30, 2021 was \$364,063 in the general fund and \$54,217 in the permanent improvement fund. The amount of second-half real property taxes available for advance at fiscal year-end can vary based on the date the tax bills are sent.

**CONOTTON VALLEY UNION LOCAL SCHOOL DISTRICT
CARROLL COUNTY, OHIO**

NOTES TO THE BASIC FINANCIAL STATEMENTS
FOR THE FISCAL YEAR ENDED JUNE 30, 2022

NOTE 5 - PROPERTY TAXES – (Continued)

Accrued property taxes receivable includes real property, public utility property and delinquent tangible personal property taxes which are measurable as of June 30, 2022 and for which there is an enforceable legal claim. Although total property tax collections for the next fiscal year are measurable, only the amount of real property taxes available as an advance at June 30 was levied to finance current fiscal year operations and is reported as revenue at fiscal year-end. The portion of the receivable not levied to finance current fiscal year operations is offset by a credit to deferred inflows.

On the accrual basis of accounting, collectible delinquent property taxes have been recorded as a receivable and revenue, while on a modified accrual basis of accounting the revenue has been reported as a deferred inflow.

The assessed values upon which the fiscal year 2022 taxes were collected are:

	2021 Second Half Collections		2022 First Half Collections	
	<u>Amount</u>	<u>Percent</u>	<u>Amount</u>	<u>Percent</u>
Agricultural/residential and other real estate	\$ 99,977,970	28.69	\$ 103,181,330	32.51
Public utility personal	<u>248,459,360</u>	<u>71.31</u>	<u>214,223,160</u>	<u>67.49</u>
Total	<u>\$ 348,437,330</u>	<u>100.00</u>	<u>\$ 317,404,490</u>	<u>100.00</u>
Tax rate per \$1,000 of assessed valuation	\$37.15		\$37.15	

NOTE 6 - RECEIVABLES

Receivables at June 30, 2022 consisted of property taxes, payment in lieu of taxes, accounts (billings for user charged services and student fees), and intergovernmental grants and entitlements. All receivables are considered collectible in full due to the ability to foreclose for the nonpayment of taxes, the stable condition of State programs and the current year guarantee of federal funds. A summary of the principal items of receivables reported on the statement of net position follows:

Governmental activities:

Property taxes	\$ 18,386,713
Payment in lieu of taxes	5,173
Accounts	14,708
Intergovernmental	<u>389,104</u>
Total	<u>\$ 18,795,698</u>

Receivables have been disaggregated on the face of the basic financial statements. All receivables are expected to be collected in the subsequent year.

**CONOTTON VALLEY UNION LOCAL SCHOOL DISTRICT
CARROLL COUNTY, OHIO**

NOTES TO THE BASIC FINANCIAL STATEMENTS
FOR THE FISCAL YEAR ENDED JUNE 30, 2022

NOTE 7 - CAPITAL ASSETS

Capital asset activity for the fiscal year ended June 30, 2022, was as follows:

	<u>Balance</u> <u>06/30/21</u>	<u>Additions</u>	<u>Deductions</u>	<u>Balance</u> <u>06/30/22</u>
Governmental activities				
<i>Capital assets, not being depreciated:</i>				
Land	\$ 118,010	\$ 43,484	\$ -	\$ 161,494
Construction in progress	<u>14,373,012</u>	<u>5,036,525</u>	<u>-</u>	<u>19,409,537</u>
Total capital assets, not being depreciated	<u>14,491,022</u>	<u>5,080,009</u>	<u>-</u>	<u>19,571,031</u>
<i>Capital assets, being depreciated:</i>				
Land improvements	3,679,403	148,983	(30,471)	3,797,915
Buildings and improvements	4,605,378	11,884	(103,681)	4,513,581
Furniture and equipment	1,267,658	320,482	(2,800)	1,585,340
Vehicles	<u>969,144</u>	<u>100,194</u>	<u>-</u>	<u>1,069,338</u>
Total capital assets, being depreciated	<u>10,521,583</u>	<u>581,543</u>	<u>(136,952)</u>	<u>10,966,174</u>
<i>Less: accumulated depreciation</i>				
Land improvements	(459,529)	(197,288)	19,835	(636,982)
Buildings and improvements	(1,236,531)	(121,341)	91,699	(1,266,173)
Furniture and equipment	(664,234)	(194,857)	1,120	(857,971)
Vehicles	<u>(605,110)</u>	<u>(94,370)</u>	<u>-</u>	<u>(699,480)</u>
Total accumulated depreciation	<u>(2,965,404)</u>	<u>(607,856)</u>	<u>112,654</u>	<u>(3,460,606)</u>
Governmental activities capital assets, net	<u>\$ 22,047,201</u>	<u>\$ 5,053,696</u>	<u>\$ (24,298)</u>	<u>\$ 27,076,599</u>

Depreciation expense was charged to governmental functions as follows:

Instruction:

Regular	\$ 109,141
Special	222
Vocational	3,410

Support services:

Instructional staff	14,084
Board of education	15,655
Administration	19,085
Fiscal	231
Operations and maintenance	347,706
Pupil transportation	87,795
Central	153
Extracurricular activities	6,977
Food service operations	<u>3,397</u>
Total depreciation expense	<u>\$ 607,856</u>

**CONOTTON VALLEY UNION LOCAL SCHOOL DISTRICT
CARROLL COUNTY, OHIO**

NOTES TO THE BASIC FINANCIAL STATEMENTS
FOR THE FISCAL YEAR ENDED JUNE 30, 2022

NOTE 8 - LONG-TERM OBLIGATIONS

A. During fiscal year 2022, the following activity occurred in governmental activities long-term obligations:

	Balance Outstanding <u>06/30/21</u>	<u>Additions</u>	<u>Reductions</u>	Balance Outstanding <u>06/30/22</u>	Amounts Due in <u>One Year</u>
Governmental activities:					
Notes payable - financed purchase	\$ 69,453	\$ 96,194	\$ (71,672)	\$ 93,975	\$ 36,537
Certificates of participation	23,040,000	-	(545,000)	22,495,000	570,000
H.B. 264 project loan	73,288	-	(21,549)	51,739	22,425
Compensated absences	297,358	58,087	(37,517)	317,928	45,988
Net pension liability	8,738,014	-	(3,727,874)	5,010,140	-
Net OPEB liability	<u>813,489</u>	<u>-</u>	<u>(14,356)</u>	<u>799,133</u>	<u>-</u>
Total long-term obligations, governmental activities	<u>\$ 33,031,602</u>	<u>\$ 154,281</u>	<u>\$ (4,417,968)</u>	28,767,915	<u>\$ 674,950</u>
			Add: Unamortized premium	<u>1,563,728</u>	
			Total reported on statement of net position:	<u>\$ 30,331,643</u>	

Compensated Absences: Compensated absences will be paid from the fund from which the employees salaries are paid which, for the District, is primarily the general fund and the food service fund (a non-major governmental fund).

Net Pension Liability: See Note 10 for details. The District pays the obligations related to employee compensation from the fund benefiting from their service.

Net OPEB Liability: See Note 11 for details. The District pays the obligations related to employee compensation from the fund benefiting from their service.

B. Series 2015 Certificates of Participation ("COPs") - On April 22, 2015, the District issued \$2,500,000 in certificates of participation ("COPs") for the purpose of a building improvement project. Principal and interest payments are made from the permanent improvement fund. The interest rate on the COPs is 1.00 - 5.00%.

Interest payments on the COPs are due on June 1 and December 1 of each year. The final maturity stated in the issue is December 1, 2044.

The following is a summary of the District's future annual debt service requirements to maturity for the COPs:

Fiscal Year	Series 2015 COPs		
	<u>Principal</u>	<u>Interest</u>	<u>Total</u>
2023	\$ 55,000	\$ 93,600	\$ 148,600
2024	55,000	91,400	146,400
2025	60,000	89,100	149,100
2026	60,000	86,700	146,700
2027	65,000	83,875	148,875
2028 - 2032	375,000	365,875	740,875
2033 - 2037	475,000	261,150	736,150
2038 - 2042	600,000	146,000	746,000
2043 - 2045	<u>420,000</u>	<u>25,600</u>	<u>445,600</u>
Total	<u>\$ 2,165,000</u>	<u>\$ 1,243,300</u>	<u>\$ 3,408,300</u>

**CONOTTON VALLEY UNION LOCAL SCHOOL DISTRICT
CARROLL COUNTY, OHIO**

NOTES TO THE BASIC FINANCIAL STATEMENTS
FOR THE FISCAL YEAR ENDED JUNE 30, 2022

NOTE 8 - LONG-TERM OBLIGATIONS - (Continued)

- C. Series 2019 Certificates of Participation (“COPs”) - On June 13, 2019, the District issued \$22,000,000 in certificates of participation (“COPs”) for the purpose of constructing a new community center. Principal and interest payments are made from the permanent improvement fund. The interest rate on the COPs is 3.125 - 5.00%.

Interest payments on the COPs are due on June 1 and December 1 of each year. The final maturity stated in the issue is December 1, 2044.

The following is a summary of the District’s future annual debt service requirements to maturity for the COPs:

Fiscal Year	Series 2019 COPs		
	Principal	Interest	Total
2023	\$ 515,000	\$ 841,838	\$ 1,356,838
2024	540,000	816,087	1,356,087
2025	565,000	789,088	1,354,088
2026	595,000	760,837	1,355,837
2027	625,000	731,088	1,356,088
2028 - 2032	3,620,000	3,154,687	6,774,687
2033 - 2037	4,560,000	2,210,788	6,770,788
2038 - 2042	5,495,000	1,269,387	6,764,387
2043 - 2045	3,815,000	251,969	4,066,969
Total	<u>\$ 20,330,000</u>	<u>\$ 10,825,769</u>	<u>\$ 31,155,769</u>

- D. H.B. 264 Project Loan - On July 23, 2014, the District entered an agreement with Energy Optimizers, USA in the amount of \$241,600 for the purpose of a building improvement project. The interest rate on the agreement is 4.00%.

The following is a summary of the District’s future annual debt service requirements to maturity for the loan:

Fiscal Year	H.B. 264 Loan		
	Principal	Interest	Total
2023	\$ 22,425	\$ 1,735	\$ 24,160
2024	23,334	826	24,160
2025	5,980	60	6,040
Total	<u>\$ 51,739</u>	<u>\$ 2,621</u>	<u>\$ 54,360</u>

- E. Notes payable - financed purchased agreement - During the current fiscal year and in prior fiscal years, the District entered into financed-purchase agreements for the acquisition of school buses.

The payments will be recorded as expenditures in the governmental funds. During fiscal year 2022, the District made \$71,672 and \$2,645 of principal and interest payments, respectively.

The following is a schedule of future payments under the financed-purchase agreements:

Fiscal Year	Notes Payable		
	Principal	Interest	Total
2023	\$ 36,537	\$ 2,524	\$ 39,061
2024	18,528	1,895	20,423
2025	19,139	1,284	20,423
2026	19,771	652	20,423
Total	<u>\$ 93,975</u>	<u>\$ 6,355</u>	<u>\$ 100,330</u>

**CONOTTON VALLEY UNION LOCAL SCHOOL DISTRICT
CARROLL COUNTY, OHIO**

NOTES TO THE BASIC FINANCIAL STATEMENTS
FOR THE FISCAL YEAR ENDED JUNE 30, 2022

NOTE 8 - LONG-TERM OBLIGATIONS - (Continued)

F. Legal Debt Margin - The Ohio Revised Code provides that voted net general obligation debt of the District shall never exceed 9% of the total assessed valuation of the District. The code further provides that unvoted indebtedness shall not exceed 1/10 of 1% of the property valuation of the District. The code additionally states that unvoted indebtedness related to energy conservation debt shall not exceed 9/10 of 1% of the property valuation of the District. The assessed valuation used in determining the District's legal debt margin has been modified by House Bill 530 which became effective March 30, 2006. In accordance with House Bill 530, the assessed valuation used in the District's legal debt margin calculation excluded tangible personal property used in business, telephone or telegraph property, interexchange telecommunications company property, and personal property owned or leased by a railroad company and used in railroad operations. The effects of these debt limitations at June 30, 2022, are a voted debt margin of \$28,566,404 and an unvoted debt margin of \$317,404.

NOTE 9 - RISK MANAGEMENT

A. Comprehensive

The District maintains comprehensive insurance coverage with private carriers for liability, real property, building contents, boiler/machinery and vehicles. Vehicle policies include liability coverage for bodily injury and property damage. In addition, real property contents are 90% coinsured.

The following is a description of the District's insurance coverage:

<u>Coverage</u>	<u>Insurer</u>	<u>Limits of Coverage</u>	<u>Deductible</u>
General liability:	Hylant Admin. Services		
Each occurrence		\$ 2,000,000	No Deductible
Aggregate		4,000,000	No Deductible
Property	Liberty Mutual	22,267,607	\$1,000
Fleet:	Liberty Mutual		
Liability		2,000,000	0
Collision		Actual Cash Basis Value	500
Uninsured motorist		1,000,000	0
Auto medical		5,000	0
Physical Damage:			
Comprehensive		Actual Cash Basis Value	100

B. Health Insurance

For fiscal year 2022, the District has elected to provide health care benefits to employees and administrators through MedBen, located in Newark, Ohio. The family monthly premium for Medical/Rx/Dental insurance was \$1,521.18, of which certified staff members contributed \$22/month and classified staff members contributed \$20/month. The board paid the balance.

The single monthly premium for Medical/Rx/Dental insurance was \$587.36, of which certified staff members contributed \$11/month and classified staff members contributed \$10/month. The board paid the balance.

**CONOTTON VALLEY UNION LOCAL SCHOOL DISTRICT
CARROLL COUNTY, OHIO**

NOTES TO THE BASIC FINANCIAL STATEMENTS
FOR THE FISCAL YEAR ENDED JUNE 30, 2022

NOTE 9 - RISK MANAGEMENT - (Continued)

C. Workers' Compensation

For fiscal year 2022, the District participated in the OSBA/Sedgwick, Inc. Workers' Compensation Group Rating Program (GRP), an insurance purchasing pool. The intent of the GRP is to achieve the benefit of a reduced premium for the District by virtue of its grouping and representation with other participants in the GRP. The workers' compensation experience of the participating school districts is tiered into groups based upon past workers' compensation experience. Within each tiered group, a common premium rate is applied to all school districts within that group. Each participant pays its workers' compensation premium to the State based on the rate the GRP rather than its individual rate. Total savings are then calculated and each participant's individual performance is compared to the overall savings percentage of their tiered group. Participation in the GRP is limited to school districts that can meet the GRP's selection criteria. The firm of Sedgwick, Inc. provides administrative, cost control and actuarial services to the GRP.

NOTE 10 - DEFINED BENEFIT PENSION PLANS

The Statewide retirement systems provide both pension benefits and other postemployment benefits (OPEB).

Net Pension Liability/Net OPEB Liability/Asset

The net pension liability and the net OPEB liability/asset reported on the statement of net position represents a liability or asset to employees for pensions and OPEB, respectively.

Pensions and OPEB are a component of exchange transactions—between an employer and its employees—of salaries and benefits for employee services. Pensions/OPEB are provided to an employee—on a deferred-payment basis—as part of the total compensation package offered by an employer for employee services each financial period. The obligation to sacrifice resources for pensions is a present obligation because it was created as a result of employment exchanges that already have occurred.

The net pension/OPEB liability (asset) represent the District's proportionate share of each pension/OPEB plan's collective actuarial present value of projected benefit payments attributable to past periods of service, net of each pension/OPEB plan's fiduciary net position. The net pension/OPEB liability (asset) calculation is dependent on critical long-term variables, including estimated average life expectancies, earnings on investments, cost of living adjustments and others. While these estimates use the best information available, unknowable future events require adjusting these estimates annually.

The Ohio Revised Code limits the District's obligation for this liability to annually required payments. The District cannot control benefit terms or the manner in which pensions/OPEB are financed; however, the District does receive the benefit of employees' services in exchange for compensation including pension and OPEB.

GASB 68/75 assumes the liability is solely the obligation of the employer, because (1) they benefit from employee services; and (2) State statute requires funding to come from these employers. All pension contributions to date have come solely from these employers (which also includes pension costs paid in the form of withholdings from employees).

The retirement systems may allocate a portion of the employer contributions to provide for these OPEB benefits. In addition, health care plan enrollees pay a portion of the health care costs in the form of a monthly premium. State statute requires the retirement systems to amortize unfunded pension liabilities within 30 years. If the pension amortization period exceeds 30 years, each retirement system's board must propose corrective action to the State legislature. Any resulting legislative change to benefits or funding could significantly affect the net pension/OPEB liability (asset). Resulting adjustments to the net pension/OPEB liability (asset) would be effective when the changes are legally enforceable. The Ohio Revised Code permits, but does not require, the retirement systems to provide healthcare to eligible benefit recipients.

**CONOTTON VALLEY UNION LOCAL SCHOOL DISTRICT
CARROLL COUNTY, OHIO**

NOTES TO THE BASIC FINANCIAL STATEMENTS
FOR THE FISCAL YEAR ENDED JUNE 30, 2022

NOTE 10 - DEFINED BENEFIT PENSION PLANS - (Continued)

The remainder of this note includes the required pension disclosures. See Note 11 for the required OPEB disclosures.

The proportionate share of each plan’s unfunded benefits is presented as a long-term *net pension/OPEB liability (asset)* on the accrual basis of accounting. Any liability for the contractually required pension contribution outstanding at the end of the year is included in pension and postemployment benefits payable on both the accrual and modified accrual bases of accounting.

Plan Description - School Employees Retirement System (SERS)

Plan Description - The District non-teaching employees participate in SERS, a cost-sharing multiple-employer defined benefit pension plan administered by SERS. SERS provides retirement, disability and survivor benefits, annual cost-of-living adjustments, and death benefits to plan members and beneficiaries. Authority to establish and amend benefits is provided by Ohio Revised Code Chapter 3309. SERS issues a publicly available, stand-alone financial report that includes financial statements, required supplementary information and detailed information about SERS’ fiduciary net position. That report can be obtained by visiting the SERS website at www.ohsers.org under Employers/Audit Resources.

Age and service requirements for retirement are as follows:

	Eligible to Retire on or before August 1, 2017 *	Eligible to Retire after August 1, 2017
Full benefits	Any age with 30 years of service credit	Age 67 with 10 years of service credit; or Age 57 with 30 years of service credit
Actuarially reduced benefits	Age 60 with 5 years of service credit; or Age 55 with 25 years of service credit	Age 62 with 10 years of service credit; or Age 60 with 25 years of service credit

* Members with 25 years of service credit as of August 1, 2017 will be included in this plan.

Annual retirement benefits are calculated based on final average salary multiplied by a percentage that varies based on years of service; 2.2% for the first thirty years of service and 2.5% for years of service credit over 30. Final average salary is the average of the highest three years of salary.

An individual whose benefit effective date is before April 1, 2018, is eligible for a cost-of-living adjustment (COLA) on the first anniversary date of the benefit. Beginning April 1, 2018, new benefit recipients must wait until the fourth anniversary of their benefit for COLA eligibility. The COLA is added each year to the base benefit amount on the anniversary date of the benefit. A three-year COLA suspension was in effect for all benefit recipients for the years 2018, 2019, and 2020. Upon resumption of the COLA, it will be indexed to the percentage increase in the CPI-W, not to exceed 2.5% and with a floor of 0%. In 2021, the Board of Trustees approved a 2.5% cost-of-living adjustment (COLA) for eligible retirees and beneficiaries in 2022.

Funding Policy - Plan members are required to contribute 10.00% of their annual covered salary and the District is required to contribute 14.00% of annual covered payroll. The contribution requirements of plan members and employers are established and may be amended by the SERS’ Retirement Board up to statutory maximum amounts of 10.00% for plan members and 14.00% for employers. The Retirement Board, acting with the advice of the actuary, allocates the employer contribution rate among four of the System’s funds (Pension Trust Fund, Death Benefit Fund, Medicare B Fund, and Health Care Fund). For the fiscal year ended June 30, 2022, the allocation to pension, death benefits, and Medicare B was 14.00%. For fiscal year 2022, the Retirement Board did not allocate any employer contribution to the Health Care Fund.

**CONOTTON VALLEY UNION LOCAL SCHOOL DISTRICT
CARROLL COUNTY, OHIO**

NOTES TO THE BASIC FINANCIAL STATEMENTS
FOR THE FISCAL YEAR ENDED JUNE 30, 2022

NOTE 10 - DEFINED BENEFIT PENSION PLANS - (Continued)

The District's contractually required contribution to SERS was \$235,728 for fiscal year 2022. Of this amount, \$71,233 is reported as pension and postemployment benefits payable.

Plan Description - State Teachers Retirement System (STRS)

Plan Description - Licensed teachers participate in STRS, a cost-sharing multiple-employer public employee retirement system administered by STRS. STRS provides retirement and disability benefits to members and death and survivor benefits to beneficiaries. STRS issues a stand-alone financial report that includes financial statements, required supplementary information and detailed information about STRS' fiduciary net position. That report can be obtained by writing to STRS, 275 E. Broad St., Columbus, OH 43215-3771, by calling (888) 227-7877, or by visiting the STRS website at www.strsoh.org.

New members have a choice of three retirement plans: a Defined Benefit (DB) Plan, a Defined Contribution (DC) Plan and a Combined (CO) Plan. Benefits are established by Ohio Revised Code Chapter 3307.

The DB plan offers an annual retirement allowance based on final average salary multiplied by a percentage that varies based on years of service. Effective August 1, 2015, the calculation is 2.20% of final average salary for the five highest years of earnings multiplied by all years of service. In April 2017, the Retirement Board made the decision to reduce COLA granted on or after July 1, 2017, to 0% to preserve the fiscal integrity of the retirement system. Benefit recipients' base benefit and past cost-of living increases are not affected by this change. Eligibility changes will be phased in until August 1, 2026, when retirement eligibility for unreduced benefits will be five year of service credit and age 65, or 35 years of service credit and at least age 60.

Eligibility changes for DB Plan members who retire with actuarially reduced benefits will be phased in until August 1, 2026, when retirement eligibility will be five years of qualifying service credit and age 60, or 30 years of service credit at any age.

The DC Plan allows members to place all of their member contributions and 9.53% of the 14% employer contributions into an investment account. Investment allocation decisions are determined by the member. The remaining 4.47% of the 14% employer rate is allocated to the defined benefit unfunded liability. A member is eligible to receive a retirement benefit at age 50 and termination of employment. The member may elect to receive a lifetime monthly annuity or a lump sum withdrawal.

The Combined Plan offers features of both the DB Plan and the DC Plan. In the Combined Plan, 12% of the 14% member rate goes to the DC Plan and the remaining 2% is applied to the DB Plan. Member contributions to the DC Plan are allocated among investment choices by the member, and contributions to the DB Plan from the employer and the member are used to fund the defined benefit payment at a reduced level from the regular DB Plan. The defined benefit portion of the Combined Plan payment is payable to a member on or after age 60 with five years of service. The defined contribution portion of the account may be taken as a lump sum payment or converted to a lifetime monthly annuity after termination of employment at age 50 and after termination of employment.

New members who choose the DC Plan or Combined Plan will have another opportunity to reselect a permanent plan during their fifth year of membership. Members may remain in the same plan or transfer to another STRS plan. The optional annuitization of a member's defined contribution account or the defined contribution portion of a member's Combined Plan account to a lifetime benefit results in STRS bearing the risk of investment gain or loss on the account. STRS has therefore included all three plan options as one defined benefit plan for GASB 68 reporting purposes.

**CONOTTON VALLEY UNION LOCAL SCHOOL DISTRICT
CARROLL COUNTY, OHIO**

NOTES TO THE BASIC FINANCIAL STATEMENTS
FOR THE FISCAL YEAR ENDED JUNE 30, 2022

NOTE 10 - DEFINED BENEFIT PENSION PLANS - (Continued)

A DB or Combined Plan member with five or more years of credited service who is determined to be disabled may qualify for a disability benefit. New members must have at least ten years of qualifying service credit that apply for disability benefits. Members in the DC Plan who become disabled are entitled only to their account balance. Eligible survivors of members who die before service retirement may qualify for monthly benefits. If a member of the DC Plan dies before retirement benefits begin, the member's designated beneficiary is entitled to receive the member's account balance.

Funding Policy - Employer and member contribution rates are established by the State Teachers Retirement Board and limited by Chapter 3307 of the Ohio Revised Code. The fiscal year 2022 employer and employee contribution rate of 14% was equal to the statutory maximum rates. For fiscal year 2022, the full employer contribution was allocated to pension.

The District's contractually required contribution to STRS was \$527,153 for fiscal year 2022. Of this amount, \$89,464 is reported as pension and postemployment benefits payable.

Pension Liabilities, Pension Expense, and Deferred Outflows of Resources and Deferred Inflows of Resources Related to Pensions

The net pension liability was measured as of June 30, 2021, and the total pension liability used to calculate the net pension liability was determined by an actuarial valuation as of that date. The District's proportion of the net pension liability was based on the District's share of contributions to the pension plan relative to the projected contributions of all participating entities.

Following is information related to the proportionate share and pension expense:

	<u>SERS</u>	<u>STRS</u>	<u>Total</u>
Proportion of the net pension liability prior measurement date	0.037478500%	0.025867880%	
Proportion of the net pension liability current measurement date	<u>0.042324400%</u>	<u>0.026971059%</u>	
Change in proportionate share	<u>0.004845900%</u>	<u>0.001103179%</u>	
Proportionate share of the net pension liability	\$ 1,561,648	\$ 3,448,492	\$ 5,010,140
Pension expense	\$ 276,339	\$ 414,399	\$ 690,738

At June 30, 2022, the District reported deferred outflows of resources and deferred inflows of resources related to pensions from the following sources:

	<u>SERS</u>	<u>STRS</u>	<u>Total</u>
Deferred outflows of resources			
Differences between expected and actual experience	\$ 152	\$ 106,540	\$ 106,692
Changes of assumptions	32,883	956,675	989,558
Difference between employer contributions and proportionate share of contributions/ change in proportionate share	276,290	948,906	1,225,196
Contributions subsequent to the measurement date	<u>235,728</u>	<u>527,153</u>	<u>762,881</u>
Total deferred outflows of resources	<u>\$ 545,053</u>	<u>\$ 2,539,274</u>	<u>\$ 3,084,327</u>

**CONOTTON VALLEY UNION LOCAL SCHOOL DISTRICT
CARROLL COUNTY, OHIO**

NOTES TO THE BASIC FINANCIAL STATEMENTS
FOR THE FISCAL YEAR ENDED JUNE 30, 2022

NOTE 10 - DEFINED BENEFIT PENSION PLANS - (Continued)

	SERS	STRS	Total
Deferred inflows of resources			
Differences between expected and actual experience	\$ 40,500	\$ 21,615	\$ 62,115
Net difference between projected and actual earnings on pension plan investments	804,296	2,971,940	3,776,236
Total deferred inflows of resources	\$ 844,796	\$ 2,993,555	\$ 3,838,351

\$762,881 reported as deferred outflows of resources related to pension resulting from District contributions subsequent to the measurement date will be recognized as a reduction of the net pension liability in the fiscal year ending June 30, 2023.

Other amounts reported as deferred outflows of resources and deferred inflows of resources related to pension will be recognized in pension expense as follows:

	SERS	STRS	Total
Fiscal Year Ending June 30:			
2023	\$ 5,492	\$ (120,964)	\$ (115,472)
2024	(102,862)	(104,569)	(207,431)
2025	(191,232)	(213,400)	(404,632)
2026	(246,869)	(542,501)	(789,370)
Total	\$ (535,471)	\$ (981,434)	\$ (1,516,905)

Actuarial Assumptions - SERS

SERS' total pension liability was determined by their actuaries in accordance with GASB Statement No. 67, as part of their annual actuarial valuation for each defined benefit retirement plan. Actuarial valuations of an ongoing plan involve estimates of the value of reported amounts (e.g., salaries, credited service) and assumptions about the probability of occurrence of events far into the future (e.g., mortality, disabilities, retirements, employment termination). Actuarially determined amounts are subject to continual review and potential modifications, as actual results are compared with past expectations and new estimates are made about the future.

Projections of benefits for financial reporting purposes are based on the substantive plan (the plan as understood by the employers and plan members) and include the types of benefits provided at the time of each valuation and the historical pattern of sharing benefit costs between the employers and plan members to that point. The projection of benefits for financial reporting purposes does not explicitly incorporate the potential effects of legal or contractual funding limitations.

Actuarial calculations reflect a long-term perspective. For a newly hired employee, actuarial calculations will take into account the employee's entire career with the employer and also take into consideration the benefits, if any, paid to the employee after termination of employment until the death of the employee and any applicable contingent annuitant. In many cases actuarial calculations reflect several decades of service with the employer and the payment of benefits after termination.

**CONOTTON VALLEY UNION LOCAL SCHOOL DISTRICT
CARROLL COUNTY, OHIO**

NOTES TO THE BASIC FINANCIAL STATEMENTS
FOR THE FISCAL YEAR ENDED JUNE 30, 2022

NOTE 10 - DEFINED BENEFIT PENSION PLANS - (Continued)

Key methods and assumptions used in calculating the total pension liability in the latest actuarial valuation, prepared as of June 30, 2021, are presented below:

Wage inflation:	
Current measurement date	2.40%
Prior measurement date	3.00%
Future salary increases, including inflation:	
Current measurement date	3.25% to 13.58%
Prior measurement date	3.50% to 18.20%
COLA or ad hoc COLA:	
Current measurement date	2.00%
Prior measurement date	2.50%
Investment rate of return:	
Current measurement date	7.00% net of system expenses
Prior measurement date	7.50% net of system expenses
Discount rate:	
Current measurement date	7.00%
Prior measurement date	7.50%
Actuarial cost method	Entry age normal (level percent of payroll)

In 2021, Mortality rates were based on the PUB-2010 General Employee Amount Weight Below Median Healthy Retiree mortality table projected to 2017 with ages set forward 1 year and adjusted 94.20% for males and set forward 2 years and adjusted 81.35% for females. Mortality among disabled members were based upon the PUB-2010 General Disabled Retiree mortality table projected to 2017 with ages set forward 5 years and adjusted 103.3% for males and set forward 3 years and adjusted 106.8% for females. Future improvement in mortality rates is reflected by applying the MP-2020 projection scale generationally.

In the prior measurement date, the mortality rates were based on the RP-2014 Blue Collar Mortality Table with fully generational projection and a five-year age set-back for both males and females. Mortality among service retired members, and beneficiaries were based upon the RP-2014 Blue Collar Mortality Table with fully generational projection with Scale BB, 120% of male rates, and 110% of female rates. Mortality among disabled members was based upon the RP-2000 Disabled Mortality Table, 90% for male rates and 100% for female rates, set back five years is used for the period after disability retirement.

The most recent experience study was completed for the five-year period ended June 30, 2020.

The long-term return expectation for the Pension Plan Investments has been determined using a building-block approach and assumes a time horizon, as defined in SERS' *Statement of Investment Policy*. A forecasted rate of inflation serves as the baseline for the return expectation. Various real return premiums over the baseline inflation rate have been established for each asset class. The long-term expected nominal rate of return has been determined by calculating a weighted average of the expected real return premiums for each asset class, adding the projected inflation rate, and adding the expected return from rebalancing uncorrelated asset classes.

**CONOTTON VALLEY UNION LOCAL SCHOOL DISTRICT
CARROLL COUNTY, OHIO**

NOTES TO THE BASIC FINANCIAL STATEMENTS
FOR THE FISCAL YEAR ENDED JUNE 30, 2022

NOTE 10 - DEFINED BENEFIT PENSION PLANS - (Continued)

The target allocation and best estimates of arithmetic real rates of return for each major asset class are summarized in the following table:

Asset Class	Target Allocation	Long-Term Expected Real Rate of Return
Cash	2.00 %	(0.33) %
US Equity	24.75	5.72
Non-US Equity Developed	13.50	6.55
Non-US Equity Emerging	6.75	8.54
Fixed Income/Global Bonds	19.00	1.14
Private Equity	11.00	10.03
Real Estate/Real Assets	16.00	5.41
Multi-Asset Strategy	4.00	3.47
Private Debt/Private Credit	3.00	5.28
Total	<u>100.00 %</u>	

Discount Rate - The total pension liability was calculated using the discount rate of 7.00%. The projection of cash flows used to determine the discount rate assumed the contributions from employers and from the members would be computed based on contribution requirements as stipulated by state statute. Projected inflows from investment earnings were calculated using the long-term assumed investment rate of return (7.00%). Based on those assumptions, the plan's fiduciary net position was projected to be available to make all future benefit payments of current plan members. Therefore, the long-term expected rate of return on pension plan investments was applied to all periods of projected benefits to determine the total pension liability.

Sensitivity of the District's Proportionate Share of the Net Pension Liability to Changes in the Discount Rate - Net pension liability is sensitive to changes in the discount rate, and to illustrate the potential impact the following table presents the net pension liability calculated using the discount rate of 7.00%, as well as what each plan's net pension liability would be if it were calculated using a discount rate that is one percentage point lower (6.00%), or one percentage point higher (8.00%) than the current rate.

	1% Decrease	Current Discount Rate	1% Increase
District's proportionate share of the net pension liability	\$ 2,598,198	\$ 1,561,648	\$ 687,479

THIS SPACE INTENTIONALLY LEFT BLANK

**CONOTTON VALLEY UNION LOCAL SCHOOL DISTRICT
CARROLL COUNTY, OHIO**

NOTES TO THE BASIC FINANCIAL STATEMENTS
FOR THE FISCAL YEAR ENDED JUNE 30, 2022

NOTE 10 - DEFINED BENEFIT PENSION PLANS - (Continued)

Actuarial Assumptions - STRS

Key methods and assumptions used in the latest actuarial valuation, reflecting experience study results used in the June 30, 2021, actuarial valuation are presented below:

	June 30, 2021	June 30, 2020
Inflation	2.50%	2.50%
Projected salary increases	12.50% at age 20 to 2.50% at age 65	12.50% at age 20 to 2.50% at age 65
Investment rate of return	7.00%, net of investment expenses, including inflation	7.45%, net of investment expenses, including inflation
Discount rate of return	7.00%	7.45%
Payroll increases	3.00%	3.00%
Cost-of-living adjustments (COLA)	0.00%	0.00%

For the June 30, 2021, actuarial valuation, post-retirement mortality rates are based on the RP-2014 Annuitant Mortality Tables with 50% of rates through age 69, 70% of rates between ages 70 and 79, 90% of rates between ages 80 and 84, and 100% of rates thereafter, projected forward generationally using mortality improvement scale MP-2016. Pre-retirement mortality rates are based on RP-2014 Employee Mortality Tables, projected forward generationally using mortality improvement scale MP-2016. Post-retirement disabled mortality rates are based on the RP-2014 Disabled Mortality Tables with 90% of rates for males and 100% of rates for females, projected forward generationally using mortality improvement scale MP-2016.

Actuarial assumptions used in the June 30, 2021 valuation are based on the results of an actuarial experience study for the period July 1, 2011 through June 30, 2016.

STRS Ohio's investment consultant develops an estimate range for the investment return assumption based on the target allocation adopted by the Retirement Board. The target allocation and long-term expected rate of return for each major asset class are summarized as follows:

Asset Class	Target Allocation	Long-Term Expected Real Rate of Return *
Domestic Equity	28.00 %	7.35 %
International Equity	23.00	7.55
Alternatives	17.00	7.09
Fixed Income	21.00	3.00
Real Estate	10.00	6.00
Liquidity Reserves	1.00	2.25
Total	<u>100.00 %</u>	

*10-Year geometric nominal returns, which include the real rate of return and inflation of 2.25% and does not include investment expenses. Over a 30-year period, STRS' investment consultant indicates that the above target allocations should generate a return above the actuarial rate of return, without net value added by management.

**CONOTTON VALLEY UNION LOCAL SCHOOL DISTRICT
CARROLL COUNTY, OHIO**

NOTES TO THE BASIC FINANCIAL STATEMENTS
FOR THE FISCAL YEAR ENDED JUNE 30, 2022

NOTE 10 - DEFINED BENEFIT PENSION PLANS - (Continued)

Discount Rate - The discount rate used to measure the total pension liability was 7.00% as of June 30, 2021. The projection of cash flows used to determine the discount rate assumes that member and employer contributions will be made at the statutory contribution rates in accordance with the rates described previously. For this purpose, only employer contributions that are intended to fund benefits of current plan members and their beneficiaries are included. Based on those assumptions, STRS Ohio's fiduciary net position was projected to be available to make all projected future benefit payments to current plan members as of June 30, 2021. Therefore, the long-term expected rate of return on pension plan investments of 7.00% was applied to all periods of projected benefit payments to determine the total pension liability as of June 30, 2021.

Sensitivity of the District's Proportionate Share of the Net Pension Liability to Changes in the Discount Rate - The following table represents the net pension liability as of June 30, 2021, calculated using the current period discount rate assumption of 7.00%, as well as what the net pension liability would be if it were calculated using a discount rate that is one percentage point lower (6.00%) or one percentage point higher (8.00%) than the current assumption:

	1% Decrease	Current Discount Rate	1% Increase
District's proportionate share of the net pension liability	\$ 6,457,735	\$ 3,448,492	\$ 905,688

Changes Between Measurement Date and Reporting Date - STRS approved a one-time 3.00% cost-of-living adjustment to eligible benefit recipients effective July 1, 2022. It is unknown what the effect this change will have on the net pension liability.

NOTE 11 - DEFINED BENEFIT OPEB PLANS

Net OPEB Liability/Asset

See Note 10 for a description of the net OPEB liability (asset).

Plan Description - School Employees Retirement System (SERS)

Health Care Plan Description - The District contributes to the SERS Health Care Fund, administered by SERS for non-certificated retirees and their beneficiaries. For GASB 75 purposes, this plan is considered a cost-sharing other postemployment benefit (OPEB) plan. SERS' Health Care Plan provides healthcare benefits to eligible individuals receiving retirement, disability, and survivor benefits, and to their eligible dependents. Members who retire after June 1, 1986, need 10 years of service credit, exclusive of most types of purchased credit, to qualify to participate in SERS' health care coverage. In addition to age and service retirees, disability benefit recipients and beneficiaries who are receiving monthly benefits due to the death of a member or retiree, are eligible for SERS' health care coverage. Most retirees and dependents choosing SERS' health care coverage are over the age of 65 and therefore enrolled in a fully insured Medicare Advantage plan; however, SERS maintains a traditional, self-insured preferred provider organization for its non-Medicare retiree population. For both groups, SERS offers a self-insured prescription drug program. Health care is a benefit that is permitted, not mandated, by statute. The financial report of the Plan is included in the SERS Annual Comprehensive Financial Report which can be obtained on SERS' website at www.ohsers.org under Employers/Audit Resources.

Access to health care for retirees and beneficiaries is permitted in accordance with Section 3309 of the Ohio Revised Code. The Health Care Fund was established and is administered in accordance with Internal Revenue Code Section 105(e). SERS' Retirement Board reserves the right to change or discontinue any health plan or program. Active employee members do not contribute to the Health Care Plan. The SERS Retirement Board established the rules for the premiums paid by the retirees for health care coverage for themselves and their dependents or for their surviving beneficiaries. Premiums vary depending on the plan selected, qualified years of service, Medicare eligibility, and retirement status.

**CONOTTON VALLEY UNION LOCAL SCHOOL DISTRICT
CARROLL COUNTY, OHIO**

NOTES TO THE BASIC FINANCIAL STATEMENTS
FOR THE FISCAL YEAR ENDED JUNE 30, 2022

NOTE 11 - DEFINED BENEFIT OPEB PLANS - (Continued)

Funding Policy - State statute permits SERS to fund the health care benefits through employer contributions. Each year, after the allocation for statutorily required pensions and benefits, the Retirement Board may allocate the remainder of the employer contribution of 14% of covered payroll to the Health Care Fund in accordance with the funding policy. For the fiscal year ended June 30, 2022, SERS did not allocate any employer contributions to post-employment health care. An additional health care surcharge on employers is collected for employees earning less than an actuarially determined minimum compensation amount, pro-rated if less than a full year of service credit was earned. For fiscal year 2022, this amount was \$25,000. Statutes provide that no employer shall pay a health care surcharge greater than 2% of that employer's SERS-covered payroll; nor may SERS collect in aggregate more than 1.5% of the total statewide SERS-covered payroll for the health care surcharge. For fiscal year 2022, the District's surcharge obligation was \$27,095.

The surcharge added to the allocated portion of the 14% employer contribution rate is the total amount assigned to the Health Care Fund. The District's contractually required contribution to SERS was \$27,095 for fiscal year 2022. Of this amount, \$27,095 is reported as pension and postemployment benefits payable.

Plan Description - State Teachers Retirement System (STRS)

Plan Description - The State Teachers Retirement System of Ohio (STRS) administers a cost-sharing Health Plan administered for eligible retirees who participated in the defined benefit or combined pension plans offered by STRS. Ohio law authorizes STRS to offer this plan. Benefits include hospitalization, physicians' fees, prescription drugs and partial reimbursement of monthly Medicare Part B premiums. The Medicare Part B monthly reimbursement elimination date was postponed indefinitely. The Plan is included in the report of STRS which can be obtained by visiting www.strsoh.org or by calling (888) 227-7877.

Funding Policy - Ohio Revised Code Chapter 3307 authorizes STRS to offer the Plan and gives the Retirement Board discretionary authority over how much, if any, of the health care costs will be absorbed by STRS. Active employee members do not contribute to the Health Care Plan. Nearly all health care plan enrollees, for the most recent year, pay a portion of the health care costs in the form of a monthly premium. Under Ohio law, funding for post-employment health care may be deducted from employer contributions, currently 14% of covered payroll. For the fiscal year ended June 30, 2022, STRS did not allocate any employer contributions to post-employment health care.

OPEB Liabilities/Assets, OPEB Expense, and Deferred Outflows of Resources and Deferred Inflows of Resources Related to OPEB

The net OPEB liability/asset was measured as of June 30, 2021, and the total OPEB liability/asset used to calculate the net OPEB liability/asset was determined by an actuarial valuation as of that date. The District's proportion of the net OPEB liability/asset was based on the District's share of contributions to the respective retirement systems relative to the contributions of all participating entities.

THIS SPACE INTENTIONALLY LEFT BLANK

**CONOTTON VALLEY UNION LOCAL SCHOOL DISTRICT
CARROLL COUNTY, OHIO**

NOTES TO THE BASIC FINANCIAL STATEMENTS
FOR THE FISCAL YEAR ENDED JUNE 30, 2022

NOTE 11 - DEFINED BENEFIT OPEB PLANS - (Continued)

Following is information related to the proportionate share and OPEB expense:

	<u>SERS</u>	<u>STRS</u>	<u>Total</u>
Proportion of the net OPEB liability/asset prior measurement date	0.037430600%	0.025867880%	
Proportion of the net OPEB liability/asset current measurement date	<u>0.042224500%</u>	<u>0.026971059%</u>	
Change in proportionate share	<u>0.004793900%</u>	<u>0.001103179%</u>	
Proportionate share of the net OPEB liability	\$ 799,133	\$ -	\$ 799,133
Proportionate share of the net OPEB asset	\$ -	\$ (568,663)	\$ (568,663)
OPEB expense	\$ 58,614	\$ (18,416)	\$ 40,198

At June 30, 2022, the District reported deferred outflows of resources and deferred inflows of resources related to OPEB from the following sources:

	<u>SERS</u>	<u>STRS</u>	<u>Total</u>
Deferred outflows of resources			
Differences between expected and actual experience	\$ 8,516	\$ 20,250	\$ 28,766
Changes of assumptions	125,364	36,323	161,687
Difference between employer contributions and proportionate share of contributions/ change in proportionate share	293,313	60,080	353,393
Contributions subsequent to the measurement date	<u>27,095</u>	<u>-</u>	<u>27,095</u>
Total deferred outflows of resources	<u>\$ 454,288</u>	<u>\$ 116,653</u>	<u>\$ 570,941</u>

	<u>SERS</u>	<u>STRS</u>	<u>Total</u>
Deferred inflows of resources			
Differences between expected and actual experience	\$ 398,005	\$ 104,186	\$ 502,191
Net difference between projected and actual earnings on OPEB plan investments	17,362	157,624	174,986
Changes of assumptions	<u>109,436</u>	<u>339,248</u>	<u>448,684</u>
Total deferred inflows of resources	<u>\$ 524,803</u>	<u>\$ 601,058</u>	<u>\$ 1,125,861</u>

\$27,095 reported as deferred outflows of resources related to OPEB resulting from District contributions subsequent to the measurement date will be recognized as a reduction of the net OPEB liability/asset in the fiscal year ending June 30, 2023.

**CONOTTON VALLEY UNION LOCAL SCHOOL DISTRICT
CARROLL COUNTY, OHIO**

NOTES TO THE BASIC FINANCIAL STATEMENTS
FOR THE FISCAL YEAR ENDED JUNE 30, 2022

NOTE 11 - DEFINED BENEFIT OPEB PLANS - (Continued)

Other amounts reported as deferred outflows of resources and deferred inflows of resources related to OPEB will be recognized in OPEB expense as follows:

	SERS	STRS	Total
Fiscal Year Ending June 30:			
2023	\$ (24,502)	\$ (134,014)	\$ (158,516)
2024	(24,622)	(130,073)	(154,695)
2025	(23,810)	(136,565)	(160,375)
2026	(22,211)	(63,125)	(85,336)
2027	(8,177)	(21,238)	(29,415)
Thereafter	5,712	610	6,322
Total	\$ (97,610)	\$ (484,405)	\$ (582,015)

Actuarial Assumptions - SERS

The total OPEB liability is determined by SERS' actuaries in accordance with GASB Statement No. 74, as part of their annual actuarial valuation for each retirement plan. Actuarial valuations of an ongoing plan involve estimates of the value of reported amounts (e.g., salaries, credited service) and assumptions about the probability of occurrence of events far into the future (e.g., mortality, disabilities, retirements, employment terminations). Actuarially determined amounts are subject to continual review and potential modifications, as actual results are compared with past expectations and new estimates are made about the future.

Projections of benefits for financial reporting purposes are based on the substantive plan (the plan as understood by the employers and plan members) and include the types of benefits provided at the time of each valuation and the historical pattern of sharing benefit costs between the employers and plan members to that point. The projection of benefits for financial reporting purposes does not explicitly incorporate the potential effects of legal or contractual funding limitations.

Actuarial calculations reflect a long-term perspective. For a newly hired employee, actuarial calculations will take into account the employee's entire career with the employer and also take into consideration the benefits, if any, paid to the employee after termination of employment until the death of the employee and any applicable contingent annuitant. In many cases, actuarial calculations reflect several decades of service with the employer and the payment of benefits after termination.

THIS SPACE INTENTIONALLY LEFT BLANK

**CONOTTON VALLEY UNION LOCAL SCHOOL DISTRICT
CARROLL COUNTY, OHIO**

NOTES TO THE BASIC FINANCIAL STATEMENTS
FOR THE FISCAL YEAR ENDED JUNE 30, 2022

NOTE 11 - DEFINED BENEFIT OPEB PLANS - (Continued)

Key methods and assumptions used in calculating the total OPEB liability in the latest actuarial valuation date of June 30, 2021 are presented below:

Wage inflation:	
Current measurement date	2.40%
Prior measurement date	3.00%
Future salary increases, including inflation:	
Current measurement date	3.25% to 13.58%
Prior measurement date	3.50% to 18.20%
Investment rate of return:	
Current measurement date	7.00% net of investment expense, including inflation
Prior measurement date	7.50% net of investment expense, including inflation
Municipal bond index rate:	
Current measurement date	1.92%
Prior measurement date	2.45%
Single equivalent interest rate, net of plan investment expense, including price inflation:	
Current measurement date	2.27%
Prior measurement date	2.63%
Medical trend assumption:	
Current measurement date	
Medicare	5.125 to 4.400%
Pre-Medicare	6.750 to 4.400%
Prior measurement date	
Medicare	5.25 to 4.75%
Pre-Medicare	7.00 to 4.75%

In 2021, Mortality rates were based on the PUB-2010 General Employee Amount Weight Below Median Healthy Retiree mortality table projected to 2017 with ages set forward 1 year and adjusted 94.20% for males and set forward 2 years and adjusted 81.35% for females. Mortality among disabled members were based upon the PUB-2010 General Disabled Retiree mortality table projected to 2017 with ages set forward 5 years and adjusted 103.3% for males and set forward 3 years and adjusted 106.8% for females. Future improvement in mortality rates is reflected by applying the MP-2020 projection scale generationally.

In the prior measurement date, the mortality rates were based on the RP-2014 Blue Collar Mortality Table with fully generational projection and a five-year age set-back for both males and females. Mortality among service retired members, and beneficiaries were based upon the RP-2014 Blue Collar Mortality Table with fully generational projection with Scale BB, 120% of male rates, and 110% of female rates. Mortality among disabled members was based upon the RP-2000 Disabled Mortality Table, 90% for male rates and 100% for female rates, set back five years is used for the period after disability retirement.

The most recent experience study was completed for the five-year period ended June 30, 2020.

**CONOTTON VALLEY UNION LOCAL SCHOOL DISTRICT
CARROLL COUNTY, OHIO**

NOTES TO THE BASIC FINANCIAL STATEMENTS
FOR THE FISCAL YEAR ENDED JUNE 30, 2022

NOTE 11 - DEFINED BENEFIT OPEB PLANS - (Continued)

The long-term expected rate of return on plan assets is reviewed as part of the actuarial five-year experience study. The most recent study covers fiscal years 2015 through 2020 and was adopted by the Board in 2021. Several factors are considered in evaluating the long-term rate of return assumption including long-term historical data, estimates inherent in current market data, and a log-normal distribution analysis in which best-estimate ranges of expected future real rates of return were developed by the investment consultant for each major asset class. These ranges were combined to produce the long-term expected rate of return, 7.00%, by weighting the expected future real rates of return by the target asset allocation percentage and then adding expected inflation. The capital market assumptions developed by the investment consultant are intended for use over a 10-year horizon and may not be useful in setting the long-term rate of return for funding pension plans which covers a longer timeframe. The assumption is intended to be a long-term assumption and is not expected to change absent a significant change in the asset allocation, a change in the inflation assumption, or a fundamental change in the market that alters expected returns in future years.

The target asset allocation and best estimates of arithmetic real rates of return for each major asset class, as used in the June 30, 2020 five-year experience study, are summarized as follows:

Asset Class	Target Allocation	Long-Term Expected Real Rate of Return
Cash	2.00 %	(0.33) %
US Equity	24.75	5.72
Non-US Equity Developed	13.50	6.55
Non-US Equity Emerging	6.75	8.54
Fixed Income/Global Bonds	19.00	1.14
Private Equity	11.00	10.03
Real Estate/Real Assets	16.00	5.41
Multi-Asset Strategy	4.00	3.47
Private Debt/Private Credit	3.00	5.28
Total	<u>100.00 %</u>	

Discount Rate - The discount rate used to measure the total OPEB liability at June 30, 2021 was 2.27%. The discount rate used to measure total OPEB liability prior to June 30, 2021 was 2.63%. The projection of cash flows used to determine the discount rate assumed that contributions will be made from members and the System at the contribution rate of 1.50% of projected covered payroll each year, which includes a 1.50% payroll surcharge and no contributions from the basic benefits plan. Based on these assumptions, the OPEB plan's fiduciary net position was projected to become insufficient to make all projected future benefit payments of current System members by SERS actuaries. The Municipal Bond Index Rate is used in the determination of the SEIR for both the June 30, 2020 and the June 30, 2021 total OPEB liability. The Municipal Bond Index rate is the single rate that will generate a present value of benefit payments equal to the sum of the present value determined by the long-term expected rate of return, and the present value determined by discounting those benefits after the date of depletion. The Municipal Bond Index Rate is 1.92% at June 30, 2021 and 2.45% at June 30, 2020.

Sensitivity of the District's Proportionate Share of the Net OPEB Liability to Changes in the Discount Rate and Changes in the Health Care Cost Trend Rates - The net OPEB liability is sensitive to changes in the discount rate and the health care cost trend rate. The following table presents the net OPEB liability, what the net OPEB liability would be if it were calculated using a discount rate that is 1 percentage point lower (1.27%) and higher (3.27%) than the current discount rate (2.27%). Also shown is what the net OPEB liability would be based on health care cost trend rates that are 1 percentage point lower (5.75% decreasing to 3.40%) and higher (7.75% decreasing to 5.40%) than the current rate (6.75% decreasing to 4.40%).

**CONOTTON VALLEY UNION LOCAL SCHOOL DISTRICT
CARROLL COUNTY, OHIO**

NOTES TO THE BASIC FINANCIAL STATEMENTS
FOR THE FISCAL YEAR ENDED JUNE 30, 2022

NOTE 11 - DEFINED BENEFIT OPEB PLANS - (Continued)

	<u>1% Decrease</u>	<u>Current Discount Rate</u>	<u>1% Increase</u>
District's proportionate share of the net OPEB liability	\$ 990,223	\$ 799,133	\$ 646,477

	<u>1% Decrease</u>	<u>Current Trend Rate</u>	<u>1% Increase</u>
District's proportionate share of the net OPEB liability	\$ 615,267	\$ 799,133	\$ 1,044,722

Actuarial Assumptions - STRS

Key methods and assumptions used in the latest actuarial valuation, reflecting experience study results used in the June 30, 2021, actuarial valuation, compared with June 30, 2020, are presented below:

	<u>June 30, 2021</u>		<u>June 30, 2020</u>	
Inflation	2.50%		2.50%	
Projected salary increases	12.50% at age 20 to 2.50% at age 65		12.50% at age 20 to 2.50% at age 65	
Investment rate of return	7.00%, net of investment expenses, including inflation		7.45%, net of investment expenses, including inflation	
Payroll increases	3.00%		3.00%	
Cost-of-living adjustments (COLA)	0.00%		0.00%	
Discount rate of return	7.00%		7.45%	
Blended discount rate of return	N/A		N/A	
Health care cost trends				
	Initial	Ultimate	Initial	Ultimate
Medical				
Pre-Medicare	4.93%	4.00%	5.00%	4.00%
Medicare	-16.18%	4.00%	-6.69%	4.00%
Prescription Drug				
Pre-Medicare	6.33%	4.00%	6.50%	4.00%
Medicare	29.98%	4.00%	11.87%	4.00%

Projections of benefits include the historical pattern of sharing benefit costs between the employers and retired plan members.

For healthy retirees the mortality rates are based on the RP-2014 Annuitant Mortality Tables with 50% of rates through age 69, 70% of rates between ages 70 and 79, 90% of rates between ages 80 and 84, and 100% of rates thereafter, projected forward generationally using mortality improvement scale MP-2016. For disabled retirees, mortality rates are based on the RP-2014 Disabled Mortality Tables with 90% of rates for males and 100% of rates for females, projected forward generationally using mortality improvement scale MP-2016.

Actuarial assumptions used in the June 30, 2021 valuation are based on the results of an actuarial experience study for the period July 1, 2011 through June 30, 2016.

**CONOTTON VALLEY UNION LOCAL SCHOOL DISTRICT
CARROLL COUNTY, OHIO**

NOTES TO THE BASIC FINANCIAL STATEMENTS
FOR THE FISCAL YEAR ENDED JUNE 30, 2022

NOTE 11 - DEFINED BENEFIT OPEB PLANS - (Continued)

Assumption Changes Since the Prior Measurement Date - The discount rate was adjusted to 7.00% from 7.45% for the June 30, 2021 valuation.

Benefit Term Changes Since the Prior Measurement Date - The non-Medicare subsidy percentage was increased effective January 1, 2022 from 2.055% to 2.100%. The non-Medicare frozen subsidy base premium was increased effective January 1, 2022. The Medicare Part D subsidy was updated to reflect it is expected to be negative in CY2022. The Part B monthly reimbursement elimination date was postponed indefinitely.

STRS' investment consultant develops an estimate range for the investment return assumption based on the target allocation adopted by the Retirement Board. The target allocation and long-term expected rate of return for each major asset class are summarized as follows:

Asset Class	Target Allocation	Long-Term Expected Real Rate of Return *
Domestic Equity	28.00 %	7.35 %
International Equity	23.00	7.55
Alternatives	17.00	7.09
Fixed Income	21.00	3.00
Real Estate	10.00	6.00
Liquidity Reserves	1.00	2.25
Total	<u>100.00 %</u>	

*10-Year geometric nominal returns, which include the real rate of return and inflation of 2.25% and does not include investment expenses. Over a 30-year period, STRS' investment consultant indicates that the above target allocations should generate a return above the actuarial rate of return, without net value added by management.

Discount Rate - The discount rate used to measure the total OPEB asset was 7.00% as of June 30, 2021. The projection of cash flows used to determine the discount rate assumed STRS Ohio continues to allocate no employer contributions to the health care fund. Based on these assumptions, the OPEB plan's fiduciary net position was projected to be available to make all projected future benefit payments to current plan members as of June 30, 2021. Therefore, the long-term expected rate of return on health care fund investments of 7.00% was applied to all periods of projected health care costs to determine the total OPEB liability as of June 30, 2021.

Sensitivity of the District's Proportionate Share of the Net OPEB Asset to Changes in the Discount and Health Care Cost Trend Rate - The following table represents the net OPEB asset as of June 30, 2021, calculated using the current period discount rate assumption of 7.00%, as well as what the net OPEB asset would be if it were calculated using a discount rate that is one percentage point lower (6.00%) or one percentage point higher (8.00%) than the current assumption. Also shown is the net OPEB asset as if it were calculated using health care cost trend rates that are one percentage point lower or one percentage point higher than the current health care cost trend rates.

	1% Decrease	Current Discount Rate	1% Increase
District's proportionate share of the net OPEB asset	\$ 479,863	\$ 568,663	\$ 642,841
	1% Decrease	Current Trend Rate	1% Increase
District's proportionate share of the net OPEB asset	\$ 639,836	\$ 568,663	\$ 480,651

**CONOTTON VALLEY UNION LOCAL SCHOOL DISTRICT
CARROLL COUNTY, OHIO**

NOTES TO THE BASIC FINANCIAL STATEMENTS
FOR THE FISCAL YEAR ENDED JUNE 30, 2022

NOTE 12 - BUDGETARY BASIS OF ACCOUNTING

While reporting financial position, results of operations, and changes in fund balance on the basis of generally accepted accounting principles (GAAP), the budgetary basis as provided by law is based upon accounting for certain transactions on a basis of cash receipts and disbursements.

The statement of revenue, expenditures and changes in fund balance - budget and actual (non-GAAP budgetary basis) presented for the general fund is presented on the budgetary basis to provide a meaningful comparison of actual results with the budget. The major differences between the budget basis and the GAAP basis are that:

- (a) Revenues and other financing sources are recorded when received in cash (budget basis) as opposed to when susceptible to accrual (GAAP basis);
- (b) Expenditures and other financing uses are recorded when paid in cash (budget basis) as opposed to when the liability is incurred (GAAP basis);
- (c) In order to determine compliance with Ohio law, and to reserve that portion of the applicable appropriation, total outstanding encumbrances (budget basis) are recorded as the equivalent of an expenditure, as opposed to assigned or committed fund balance for that portion of outstanding encumbrances not already recognized as an account payable (GAAP basis);
- (d) Some funds are included in the general fund (GAAP basis), but have separate legally adopted budgets (budget basis); and,
- (e) Investments are reported at fair value (GAAP basis) rather than cost (budget basis).

The adjustments necessary to convert the results of operations for the year on the budget basis to the GAAP basis for the general fund is as follows:

Net Change in Fund Balance

	<u>General fund</u>
Budget basis	\$ (828,795)
Net adjustment for revenue accruals	(189,402)
Net adjustment for expenditure accruals	(98,998)
Net adjustment for other sources/uses	310,692
Funds budgeted elsewhere	6,118
Adjustment for encumbrances	568,137
GAAP basis	<u>\$ (232,248)</u>

Certain funds that are legally budgeted in separate special revenue funds are considered part of the general fund on a GAAP basis. This includes the public school support fund and the unclaimed monies fund.

NOTE 13 - CONTINGENCIES

A. Grants

The District receives significant financial assistance from numerous federal, State and local agencies in the form of grants. The disbursement of funds received under these programs generally requires compliance with terms and conditions specified in the grant agreements and are subject to audit by the grantor agencies. Any disallowed claims resulting from such audits could become a liability of the District. However, in the opinion of management, any such disallowed claims will not have a material effect on the financial position of the District.

**CONOTTON VALLEY UNION LOCAL SCHOOL DISTRICT
CARROLL COUNTY, OHIO**

NOTES TO THE BASIC FINANCIAL STATEMENTS
FOR THE FISCAL YEAR ENDED JUNE 30, 2022

NOTE 13 - CONTINGENCIES - (Continued)

B. Litigation

The District is a party to legal proceedings. However, the outcome of any legal action is unknown at this time and the District is not able to estimate the financial impact, if any, on the financial condition of the District.

C. Foundation Funding

Foundation funding is based on the annualized full-time equivalent (FTE) enrollment of each student. Traditional districts must comply with minimum hours of instruction, instead of a minimum number of school days each year. The funding formula the Ohio Department of Education (ODE) is legislatively required to follow will continue to adjust as enrollment information is updated by the District, which can extend past the fiscal year-end. As of the date of this report, ODE has not finalized the impact of enrollment adjustments to the June 30, 2022 Foundation funding for the District; therefore, the financial statement impact is not determinable at this time. ODE and management believe this will result in either a receivable to or liability of the District.

NOTE 14 - SET-ASIDES

The District is required by State law to annually set-aside certain general fund revenue amounts, as defined by statutory formula, for the acquisition and construction of capital improvements. Amounts not spent by the end of the fiscal year or offset by similarly restricted resources received during the year must be held in cash at fiscal year-end. This amount must be carried forward to be used for the same purpose in future years. Expenditures exceeding the set-aside requirement may not be carried forward to the next fiscal year.

The following cash-basis information describes the change in the fiscal year-end set-aside amount for capital improvements. Disclosure of this information is required by State statute.

	<u>Capital Improvements</u>
Set-aside balance June 30, 2021	\$ -
Current year set-aside requirement	88,098
Current year offsets	<u>(951,107)</u>
Total	<u>\$ (863,009)</u>
Set-aside balance June 30, 2022	<u>\$ -</u>

THIS SPACE INTENTIONALLY LEFT BLANK

**CONOTTON VALLEY UNION LOCAL SCHOOL DISTRICT
CARROLL COUNTY, OHIO**

NOTES TO THE BASIC FINANCIAL STATEMENTS
FOR THE FISCAL YEAR ENDED JUNE 30, 2022

NOTE 15 – COMMITMENTS

A. Encumbrances

The District utilizes encumbrance accounting as part of its budgetary controls. Encumbrances outstanding at year-end may be reported as part of restricted, committed, or assigned classifications of fund balance. At year end, the District’s commitments for encumbrances in the governmental funds were as follows:

<u>Fund Type</u>	<u>Year-End Encumbrances</u>
General fund	\$ 532,330
Permanent improvement fund	546,384
Nonmajor governmental funds	<u>698,890</u>
Total	<u>\$ 1,777,604</u>

B. Contractual Commitments

As of June 30, 2022, the District had contractual commitments outstanding for the Rocket Center project:

<u>Contractor</u>	<u>Contractual Commitments</u>	<u>Amount Paid as of 6/30/2022</u>	<u>Amount Remaining on Contracts</u>
VendRick Construction	\$ 11,661,341	\$ 9,768,793	\$ 1,892,548
Abbott Electric	781,591	675,897	105,694
RT Hampton Plumbing and Heating	3,289,994	3,020,538	269,456
Wood Electric, Inc.	<u>1,809,424</u>	<u>1,605,385</u>	<u>204,039</u>
Total	<u>\$ 17,542,350</u>	<u>\$ 15,070,613</u>	<u>\$ 2,471,737</u>

NOTE 16 - INTERFUND TRANSACTIONS

A. Interfund transfers for the year ended June 30, 2022, consisted of the following, as reported on the fund financial statements:

<u>Transfers from general fund to:</u>	<u>Amount</u>
Permanent improvement fund	\$ 1,150,800
Nonmajor governmental funds	<u>124,083</u>
Total	<u>\$ 1,274,883</u>

Transfers are used to move revenues from the fund that statute or budget required to collect them to the fund that statute or budget requires to expend them and to use unrestricted revenues collected in the general fund to finance various programs accounted for in other funds in accordance with budgetary authorizations.

All transfers made in fiscal year 2022 were in accordance with Ohio Revised Code Sections 5705.14, 5705.15 and 5705.16. Transfers between governmental funds are eliminated for reporting on the government-wide financial statements.

**CONOTTON VALLEY UNION LOCAL SCHOOL DISTRICT
CARROLL COUNTY, OHIO**

NOTES TO THE BASIC FINANCIAL STATEMENTS
FOR THE FISCAL YEAR ENDED JUNE 30, 2022

NOTE 16 - INTERFUND TRANSACTIONS – (Continued)

- B.** Interfund balances at June 30, 2022 as reported on the fund statements, consist of the following individual interfund loans receivable and payable:

<u>Receivable fund</u>	<u>Payable fund</u>	<u>Amount</u>
General fund	Nonmajor governmental funds	<u>\$ 318,017</u>

The primary purpose of the interfund balances is to cover costs in specific funds where revenues were not received by June 30. These interfund balances will be repaid once the anticipated revenues are received. All interfund balances are expected to be repaid within one year.

Interfund balances between governmental funds are eliminated on the government-wide financial statements.

NOTE 17 - COVID-19

The United States and the State of Ohio declared a state of emergency in March of 2020 due to the COVID-19 pandemic. Ohio's state of emergency ended in June, 2021 while the national state of emergency continues. During fiscal year 2022, the District received COVID-19 funding. The financial impact of COVID-19 and the continuing emergency measures may impact subsequent periods of the District. The impact on the District's future operating costs, revenues, and additional recovery from emergency funding, either federal or state, cannot be estimated.

THIS PAGE IS INTENTIONALLY LEFT BLANK

REQUIRED SUPPLEMENTARY INFORMATION

**CONOTTON VALLEY UNION LOCAL SCHOOL DISTRICT
CARROLL COUNTY, OHIO**

SCHEDULES OF REQUIRED SUPPLEMENTARY INFORMATION

SCHEDULE OF THE DISTRICT'S PROPORTIONATE SHARE OF
THE NET PENSION LIABILITY
SCHOOL EMPLOYEES RETIREMENT SYSTEM (SERS) OF OHIO

LAST NINE FISCAL YEARS

	<u>2022</u>	<u>2021</u>	<u>2020</u>	<u>2019</u>
District's proportion of the net pension liability	0.04232440%	0.03747850%	0.03132300%	0.02663020%
District's proportionate share of the net pension liability	\$ 1,561,648	\$ 2,478,907	\$ 1,874,110	\$ 1,525,161
District's covered payroll	\$ 1,604,736	\$ 1,232,757	\$ 1,263,052	\$ 883,022
District's proportionate share of the net pension liability as a percentage of its covered payroll	97.31%	201.09%	148.38%	172.72%
Plan fiduciary net position as a percentage of the total pension liability	82.86%	68.55%	70.85%	71.36%

Note: Information prior to 2014 was unavailable. Schedule is intended to show information for 10 years. Additional years will be displayed as they become available.

Amounts presented for each fiscal year were determined as of the District's measurement date which is the prior year-end.

SEE ACCOMPANYING NOTES TO THE REQUIRED SUPPLEMENTARY INFORMATION

<u>2018</u>	<u>2017</u>	<u>2016</u>	<u>2015</u>	<u>2014</u>
0.02632500%	0.02324720%	0.02046890%	0.01855800%	0.01855800%
\$ 1,572,861	\$ 1,701,481	\$ 1,167,975	\$ 939,210	\$ 1,103,585
\$ 977,250	\$ 748,264	\$ 616,222	\$ 539,250	\$ 620,592
160.95%	227.39%	189.54%	174.17%	177.83%
69.50%	62.98%	69.16%	71.70%	65.52%

**CONOTTON VALLEY UNION LOCAL SCHOOL DISTRICT
CARROLL COUNTY, OHIO**

SCHEDULES OF REQUIRED SUPPLEMENTARY INFORMATION

SCHEDULE OF THE DISTRICT'S PROPORTIONATE SHARE OF
THE NET PENSION LIABILITY
STATE TEACHERS RETIREMENT SYSTEM (STRS) OF OHIO

LAST NINE FISCAL YEARS

	<u>2022</u>	<u>2021</u>	<u>2020</u>	<u>2019</u>
District's proportion of the net pension liability	0.026971059%	0.02586788%	0.02133001%	0.01939965%
District's proportionate share of the net pension liability	\$ 3,448,492	\$ 6,259,107	\$ 4,717,004	\$ 4,265,547
District's covered payroll	\$ 3,419,107	\$ 3,184,136	\$ 2,589,629	\$ 2,264,900
District's proportionate share of the net pension liability as a percentage of its covered payroll	100.86%	196.57%	182.15%	188.33%
Plan fiduciary net position as a percentage of the total pension liability	87.78%	75.48%	77.40%	77.31%

Note: Information prior to 2014 was unavailable. Schedule is intended to show information for 10 years. Additional years will be displayed as they become available.

Amounts presented for each fiscal year were determined as of the District's measurement date which is the prior year-end.

SEE ACCOMPANYING NOTES TO THE REQUIRED SUPPLEMENTARY INFORMATION

2018	2017	2016	2015	2014
0.01777438%	0.01660490%	0.01645669%	0.01709143%	0.01709143%
\$ 4,222,342	\$ 5,558,161	\$ 4,548,148	\$ 4,157,227	\$ 4,952,062
\$ 1,984,593	\$ 1,749,071	\$ 1,747,114	\$ 1,746,269	\$ 1,989,900
212.76%	317.78%	260.32%	238.06%	248.86%
75.30%	66.80%	72.10%	74.70%	69.30%

**CONOTTON VALLEY UNION LOCAL SCHOOL DISTRICT
CARROLL COUNTY, OHIO**

SCHEDULES OF REQUIRED SUPPLEMENTARY INFORMATION

SCHEDULE OF DISTRICT PENSION CONTRIBUTIONS
SCHOOL EMPLOYEES RETIREMENT SYSTEM (SERS) OF OHIO

	LAST TEN FISCAL YEARS			
	<u>2022</u>	<u>2021</u>	<u>2020</u>	<u>2019</u>
Contractually required contribution	\$ 235,728	\$ 224,663	\$ 172,586	\$ 170,512
Contributions in relation to the contractually required contribution	<u>(235,728)</u>	<u>(224,663)</u>	<u>(172,586)</u>	<u>(170,512)</u>
Contribution deficiency (excess)	<u>\$ -</u>	<u>\$ -</u>	<u>\$ -</u>	<u>\$ -</u>
District's covered payroll	\$ 1,683,771	\$ 1,604,736	\$ 1,232,757	\$ 1,263,052
Contributions as a percentage of covered payroll	14.00%	14.00%	14.00%	13.50%

SEE ACCOMPANYING NOTES TO THE REQUIRED SUPPLEMENTARY INFORMATION

<u>2018</u>	<u>2017</u>	<u>2016</u>	<u>2015</u>	<u>2014</u>	<u>2013</u>
\$ 119,208	\$ 136,815	\$ 104,757	\$ 81,218	\$ 74,740	\$ 85,890
<u>(119,208)</u>	<u>(136,815)</u>	<u>(104,757)</u>	<u>(81,218)</u>	<u>(74,740)</u>	<u>(85,890)</u>
<u>\$ -</u>	<u>\$ -</u>	<u>\$ -</u>	<u>\$ -</u>	<u>\$ -</u>	<u>\$ -</u>
\$ 883,022	\$ 977,250	\$ 748,264	\$ 616,222	\$ 539,250	\$ 620,592
13.50%	14.00%	14.00%	13.18%	13.86%	13.84%

**CONOTTON VALLEY UNION LOCAL SCHOOL DISTRICT
CARROLL COUNTY, OHIO**

SCHEDULES OF REQUIRED SUPPLEMENTARY INFORMATION

SCHEDULE OF DISTRICT PENSION CONTRIBUTIONS
STATE TEACHERS RETIREMENT SYSTEM (STRS) OF OHIO

	LAST TEN FISCAL YEARS			
	<u>2022</u>	<u>2021</u>	<u>2020</u>	<u>2019</u>
Contractually required contribution	\$ 527,153	\$ 478,675	\$ 445,779	\$ 362,548
Contributions in relation to the contractually required contribution	<u>(527,153)</u>	<u>(478,675)</u>	<u>(445,779)</u>	<u>(362,548)</u>
Contribution deficiency (excess)	<u>\$ -</u>	<u>\$ -</u>	<u>\$ -</u>	<u>\$ -</u>
District's covered payroll	\$ 3,765,379	\$ 3,419,107	\$ 3,184,136	\$ 2,589,629
Contributions as a percentage of covered payroll	14.00%	14.00%	14.00%	14.00%

SEE ACCOMPANYING NOTES TO THE REQUIRED SUPPLEMENTARY INFORMATION

<u>2018</u>	<u>2017</u>	<u>2016</u>	<u>2015</u>	<u>2014</u>	<u>2013</u>
\$ 317,086	\$ 277,843	\$ 244,870	\$ 244,596	\$ 227,015	\$ 258,687
<u>(317,086)</u>	<u>(277,843)</u>	<u>(244,870)</u>	<u>(244,596)</u>	<u>(227,015)</u>	<u>(258,687)</u>
<u>\$ -</u>	<u>\$ -</u>	<u>\$ -</u>	<u>\$ -</u>	<u>\$ -</u>	<u>\$ -</u>
\$ 2,264,900	\$ 1,984,593	\$ 1,749,071	\$ 1,747,114	\$ 1,746,269	\$ 1,989,900
14.00%	14.00%	14.00%	14.00%	13.00%	13.00%

**CONOTTON VALLEY UNION LOCAL SCHOOL DISTRICT
CARROLL COUNTY, OHIO**

SCHEDULES OF REQUIRED SUPPLEMENTARY INFORMATION

SCHEDULE OF THE DISTRICT'S PROPORTIONATE SHARE OF
THE NET OPEB LIABILITY
SCHOOL EMPLOYEES RETIREMENT SYSTEM (SERS) OF OHIO

LAST SIX FISCAL YEARS

	<u>2022</u>	<u>2021</u>	<u>2020</u>	<u>2019</u>
District's proportion of the net OPEB liability	0.04222450%	0.03743060%	0.03212380%	0.02694580%
District's proportionate share of the net OPEB liability	\$ 799,133	\$ 813,489	\$ 807,846	\$ 747,549
District's covered payroll	\$ 1,604,736	\$ 1,232,757	\$ 1,263,052	\$ 883,022
District's proportionate share of the net OPEB liability as a percentage of its covered payroll	49.80%	65.99%	63.96%	84.66%
Plan fiduciary net position as a percentage of the total OPEB liability	24.08%	18.17%	15.57%	13.57%

Note: Information prior to 2017 was unavailable. Schedule is intended to show information for 10 years. Additional years will be displayed as they become available.

Amounts presented for each fiscal year were determined as of the District's measurement date which is the prior year-end.

SEE ACCOMPANYING NOTES TO THE REQUIRED SUPPLEMENTARY INFORMATION

<u>2018</u>	<u>2017</u>
0.02659880%	0.02349676%
\$ 713,842	\$ 669,745
\$ 748,264	\$ 748,264
95.40%	89.51%
12.46%	11.49%

**CONOTTON VALLEY UNION LOCAL SCHOOL DISTRICT
CARROLL COUNTY, OHIO**

SCHEDULES OF REQUIRED SUPPLEMENTARY INFORMATION

SCHEDULE OF THE DISTRICT'S PROPORTIONATE SHARE OF
THE NET OPEB LIABILITY/ASSET
STATE TEACHERS RETIREMENT SYSTEM (STRS) OF OHIO

LAST SIX FISCAL YEARS

	<u>2022</u>	<u>2021</u>	<u>2020</u>	<u>2019</u>
District's proportion of the net OPEB liability/asset	0.026971059%	0.02586788%	0.02133001%	0.01939965%
District's proportionate share of the net OPEB liability/(asset)	\$ (568,663)	\$ (454,628)	\$ (353,276)	\$ (311,733)
District's covered payroll	\$ 3,419,107	\$ 3,184,136	\$ 2,589,629	\$ 2,264,900
District's proportionate share of the net OPEB liability/asset as a percentage of its covered payroll	16.63%	14.28%	13.64%	13.76%
Plan fiduciary net position as a percentage of the total OPEB liability/asset	174.73%	182.10%	174.70%	176.00%

Note: Information prior to 2017 was unavailable. Schedule is intended to show information for 10 years. Additional years will be displayed as they become available.

Amounts presented for each fiscal year were determined as of the District's measurement date which is the prior year-end.

SEE ACCOMPANYING NOTES TO THE REQUIRED SUPPLEMENTARY INFORMATION

<u>2018</u>	<u>2017</u>
0.01777438%	0.01660490%
\$ 693,491	\$ 888,034
\$ 1,749,071	\$ 1,749,071
39.65%	50.77%
47.10%	37.33%

**CONOTTON VALLEY UNION LOCAL SCHOOL DISTRICT
CARROLL COUNTY, OHIO**

SCHEDULES OF REQUIRED SUPPLEMENTARY INFORMATION

SCHEDULE OF DISTRICT OPEB CONTRIBUTIONS
SCHOOL EMPLOYEES RETIREMENT SYSTEM (SERS) OF OHIO

	LAST TEN FISCAL YEARS			
	<u>2022</u>	<u>2021</u>	<u>2020</u>	<u>2019</u>
Contractually required contribution	\$ 27,095	\$ 20,581	\$ 17,137	\$ 26,034
Contributions in relation to the contractually required contribution	<u>(27,095)</u>	<u>(20,581)</u>	<u>(17,137)</u>	<u>(26,034)</u>
Contribution deficiency (excess)	<u>\$ -</u>	<u>\$ -</u>	<u>\$ -</u>	<u>\$ -</u>
District's covered payroll	\$ 1,683,771	\$ 1,604,736	\$ 1,232,757	\$ 1,263,052
Contributions as a percentage of covered payroll	1.61%	1.28%	1.39%	2.06%

SEE ACCOMPANYING NOTES TO THE REQUIRED SUPPLEMENTARY INFORMATION

<u>2018</u>	<u>2017</u>	<u>2016</u>	<u>2015</u>	<u>2014</u>	<u>2013</u>
\$ 18,659	\$ 13,965	\$ 11,625	\$ 5,053	\$ 11,506	\$ 14,029
<u>(18,659)</u>	<u>(13,965)</u>	<u>(11,625)</u>	<u>(5,053)</u>	<u>(11,506)</u>	<u>(14,029)</u>
<u>\$ -</u>	<u>\$ -</u>	<u>\$ -</u>	<u>\$ -</u>	<u>\$ -</u>	<u>\$ -</u>
\$ 883,022	\$ 977,250	\$ 748,264	\$ 616,222	\$ 539,250	\$ 620,592
2.11%	1.43%	1.55%	0.82%	2.13%	2.26%

**CONOTTON VALLEY UNION LOCAL SCHOOL DISTRICT
CARROLL COUNTY, OHIO**

SCHEDULES OF REQUIRED SUPPLEMENTARY INFORMATION

SCHEDULE OF DISTRICT OPEB CONTRIBUTIONS
STATE TEACHERS RETIREMENT SYSTEM (STRS) OF OHIO

	LAST TEN FISCAL YEARS			
	<u>2022</u>	<u>2021</u>	<u>2020</u>	<u>2019</u>
Contractually required contribution	\$ -	\$ -	\$ -	\$ -
Contributions in relation to the contractually required contribution	<u>-</u>	<u>-</u>	<u>-</u>	<u>-</u>
Contribution deficiency (excess)	<u>\$ -</u>	<u>\$ -</u>	<u>\$ -</u>	<u>\$ -</u>
District's covered payroll	\$ 3,765,379	\$ 3,419,107	\$ 3,184,136	\$ 2,589,629
Contributions as a percentage of covered payroll	0.00%	0.00%	0.00%	0.00%

SEE ACCOMPANYING NOTES TO THE REQUIRED SUPPLEMENTARY INFORMATION

<u>2018</u>	<u>2017</u>	<u>2016</u>	<u>2015</u>	<u>2014</u>	<u>2013</u>
\$ -	\$ -	\$ -	\$ -	\$ 17,677	\$ 20,971
-	-	-	-	(17,677)	(20,971)
<u>\$ -</u>	<u>\$ -</u>	<u>\$ -</u>	<u>\$ -</u>	<u>\$ -</u>	<u>\$ -</u>
\$ 2,264,900	\$ 1,984,593	\$ 1,749,071	\$ 1,747,114	\$ 1,746,269	\$ 1,989,900
0.00%	0.00%	0.00%	0.00%	0.00%	1.05%

**CONOTTON VALLEY UNION LOCAL SCHOOL DISTRICT
CARROLL COUNTY, OHIO**

NOTES TO THE REQUIRED SUPPLEMENTARY INFORMATION
FOR THE FISCAL YEAR ENDED JUNE 30, 2022

PENSION

SCHOOL EMPLOYEES RETIREMENT SYSTEM (SERS) OF OHIO

Changes in benefit terms :

- There were no changes in benefit terms from the amounts reported for fiscal years 2014-2017.
- For fiscal year 2018, SERS changed from a fixed 3% annual increase to a Cost of Living Adjustment (COLA) based on the changes in the Consumer Price Index (CPI-W), with a cap of 2.5% and a floor of 0%.
- There were no changes in benefit terms from the amounts previously reported for fiscal year 2019.
- There were no changes in benefit terms from the amounts previously reported for fiscal year 2020.
- There were no changes in benefit terms from the amounts previously reported for fiscal year 2021.
- For fiscal year 2022, SERS changed from a Cost of Living Adjustment (COLA) of 2.5% to 2.0%.

Changes in assumptions :

- There were no changes in methods and assumptions used in the calculation of actuarial determined contributions for fiscal years 2014-2016.
- For fiscal year 2017, the following changes of assumptions affected the total pension liability since the prior measurement date: (a) the assumed rate of inflation was reduced from 3.25% to 3.00%, (b) payroll growth assumption was reduced from 4.00% to 3.50%, (c) assumed real wage growth was reduced from 0.75% to 0.50%, (d) rates of withdrawal, retirement and disability were updated to reflect recent experience, (e) mortality among active members was updated to RP-2014 Blue Collar Mortality Table with fully generational projection and a five year age set-back for both males and females, (f) mortality among service retired members and beneficiaries was updated to the following RP-2014 Blue Collar Mortality Table with fully generational projection with Scale BB, 120% of male rates and 110% of female rates, (g) mortality among disabled members was updated to RP-2000 Disabled Mortality Table, 90% for male rates and 100% for female rates, set back five years is used for the period after disability retirement and (h) the discount rate was reduced from 7.75% to 7.50%.
- There were no changes in methods and assumptions used in the calculation of actuarial determined contributions for fiscal year 2018.
- There were no changes in methods and assumptions used in the calculation of actuarial determined contributions for fiscal year 2019.
- There were no changes in methods and assumptions used in the calculation of actuarial determined contributions for fiscal year 2020.
- There were no changes in methods and assumptions used in the calculation of actuarial determined contributions for fiscal year 2021.
- For fiscal year 2022, the following changes of assumptions affected the total pension liability since the prior measurement date: (a) wage inflation decreased from 3.00% to 2.40%, (b) future salary increases changed from 3.50%-18.20% to 3.25%-13.58%, (c) investment rate of return decreased from 7.50% to 7.00%, (d) discount rate decreased from 7.50% to 7.00% and (e) mortality tables changed from the RP-2014 Blue Collar mortality table to the PUB-2010 General Employee Amount Weight Below Median Healthy Retiree mortality table.

STATE TEACHERS RETIREMENT SYSTEM (STRS) OF OHIO

Changes in benefit terms :

- There were no changes in benefit terms from the amounts reported for fiscal years 2014-2017.
- For fiscal year 2018, STRS decreased the Cost of Living Adjustment (COLA) to zero.
- There were no changes in benefit terms from amounts previously reported for fiscal year 2019.
- There were no changes in benefit terms from amounts previously reported for fiscal year 2020.
- There were no changes in benefit terms from amounts previously reported for fiscal year 2021.
- There were no changes in benefit terms from amounts previously reported for fiscal year 2022.

(Continued)

**CONOTTON VALLEY UNION LOCAL SCHOOL DISTRICT
CARROLL COUNTY, OHIO**

NOTES TO THE REQUIRED SUPPLEMENTARY INFORMATION (CONTINUED)
FOR THE FISCAL YEAR ENDED JUNE 30, 2022

PENSION (CONTINUED)

Changes in assumptions:

- There were no changes in methods and assumptions used in the calculation of actuarial determined contributions for fiscal years 2014-2017.
- For fiscal year 2018, the following changes of assumption affected the total pension liability since the prior measurement date: (a) the long-term expected rate of return was reduced from 7.75% to 7.45%, (b) the inflation assumption was lowered from 2.75% to 2.50%, (c) the payroll growth assumption was lowered to 3.00%, (d) total salary increases rate was lowered by decreasing the merit component of the individual salary increases, in addition to a decrease of 0.25% due to lower inflation, (e) the healthy and disabled mortality assumptions were updated to the RP-2014 mortality tables with generational improvement scale MP-2016 and (f) rates of retirement, termination and disability were modified to better reflect anticipated future experience.
- There were no changes in methods and assumptions used in the calculation of actuarial determined contributions for fiscal year 2019.
- There were no changes in methods and assumptions used in the calculation of actuarial determined contributions for fiscal year 2020.
- There were no changes in methods and assumptions used in the calculation of actuarial determined contributions for fiscal year 2021.
- For fiscal year 2022, the following changes of assumption affected the total pension liability since the prior measurement date: (a) the long-term expected rate of return was reduced from 7.45% to 7.00% and (b) the discount rate of return was reduced from 7.45% to 7.00%.

OTHER POSTEMPLOYMENT BENEFITS (OPEB)

SCHOOL EMPLOYEES RETIREMENT SYSTEM (SERS) OF OHIO

Changes in benefit terms:

- There were no changes in benefit terms from the amounts reported for fiscal years 2014-2022.

Changes in assumptions:

- There were no changes in methods and assumptions used in the calculation of actuarial determined contributions for fiscal year 2017.
- For fiscal year 2018, the following changes of assumptions affected the total OPEB liability since the prior measurement date: (a) assumed rate of inflation was reduced from 3.25% to 3.00%, (b) payroll growth assumption was reduced from 4.00% to 3.50%, (c) assumed real wage growth was reduced from 0.75% to 0.50%, (d) rates of withdrawal, retirement, and disability were updated to reflect recent experience, (e) mortality among active members was updated to the following: RP-2014 Blue Collar Mortality Table with fully generational projection and a five-year age set-back for both males and females, (f) mortality among service retired members and beneficiaries was updated to the following: RP-2014 Blue Collar Mortality Table with fully generational projection with Scale BB, 120% of male rates, and 110% of female rates, (g) mortality among disabled members was updated to the following: RP-2000 Disabled Mortality Table, 90% for male rates and 100% for female rates, set back five years is used for the period after disability retirement, (h) the municipal bond index rate increased from 2.92% to 3.56% and (i) the single equivalent interest rate, net of plan investment expense, including price inflation increased from 2.98% to 3.63%.
- For fiscal year 2019, the following changes of assumptions affected the total OPEB liability since the prior measurement date: (a) the discount rate increased from 3.63% to 3.70%, (b) the health care cost trend rates for Medicare were changed from a range of 5.50%-5.00% to a range of 5.375%-4.75% and Pre-Medicare were changed from a range of 7.50%-5.00% to a range of 7.25%-4.75%, (c) the municipal bond index rate increased from 3.56% to 3.62% and (d) the single equivalent interest rate, net of plan investment expense, including price inflation increased from 3.63% to 3.70%.
- For fiscal year 2020, the following changes of assumptions affected the total OPEB liability since the prior measurement date: (a) the discount rate decreased from 3.70% to 3.22%, (b) the health care cost trend rates for Medicare were changed from a range of 5.375%-4.75% to a range of 5.25%-4.75% and Pre-Medicare were changed from a range of 7.25%-4.75% to a range of 7.00%-4.75%, (c) the municipal bond index rate decreased from 3.62% to 3.13% and (d) the single equivalent interest rate, net of plan investment expense, including price inflation decreased from 3.70% to 3.22%.
- For fiscal year 2021, the following changes of assumptions affected the total OPEB liability since the prior measurement date: (a) the discount rate decreased from 3.22% to 2.63% and (b) the municipal bond index rate decreased from 3.13% to 2.45%.
- For fiscal year 2022, the following changes of assumptions affected the total pension liability since the prior measurement date: (a) wage inflation decreased from 3.00% to 2.40%, (b) future salary increases changed from 3.50%-18.20% to 3.25%-13.58%, (c) investment rate of return decreased from 7.50% to 7.00%, (d) discount rate decreased from 7.50% to 7.00% and (e) mortality tables changed from the RP-2014 Blue Collar mortality table to the PUB-2010 General Employee Amount Weight Below Median Healthy Retiree mortality table.

(Continued)

**CONOTTON VALLEY UNION LOCAL SCHOOL DISTRICT
CARROLL COUNTY, OHIO**

NOTES TO THE REQUIRED SUPPLEMENTARY INFORMATION (CONTINUED)
FOR THE FISCAL YEAR ENDED JUNE 30, 2022

OTHER POSTEMPLOYMENT BENEFITS (OPEB) (CONTINUED)

STATE TEACHERS RETIREMENT SYSTEM (STRS) OF OHIO

Changes in benefit terms :

- There were no changes in benefit terms from the amounts previously reported for fiscal year 2017.
- For fiscal year 2018, STRS reduced the subsidy multiplier for non-Medicare benefit recipients from 2.1% to 1.9% per year of service. Medicare Part B premium reimbursements were discontinued for certain survivors and beneficiaries and all remaining Medicare Part B premium reimbursements will be discontinued beginning January 2019.
- For fiscal year 2019, STRS increased the subsidy multiplier for non-Medicare benefit recipients from 1.9% to 1.944% per year of service effective January 1, 2019. The non-Medicare frozen subsidy base premium was increased January 1, 2019 and all remaining Medicare Part B premium reimbursements will be discontinued beginning January 1, 2020.
- For fiscal year 2020, STRS increased the subsidy percentage from 1.944% to 1.984% effective January 1, 2020. The Medicare subsidy percentages were adjusted effective January 1, 2021 to 2.1% for the Medicare plan. The Medicare Part B monthly reimbursement elimination date was postponed to January 1, 2021.
- For fiscal year 2021, the non-Medicare subsidy percentage was increased effective January 1, 2021 from 1.984% to 2.055% per year of service. The non-Medicare frozen subsidy base premium was increased effective January 1, 2021. The Medicare subsidy percentages were adjusted effective January 1, 2021 to 2.1% for the AMA Medicare plan. The Medicare Part B monthly reimbursement elimination date was postponed indefinitely.
- For fiscal year 2022, the non-Medicare subsidy percentage was increased effective January 1, 2022 from 2.055% to 2.100%. The non-Medicare frozen subsidy base premium was increased effective January 1, 2022. The Medicare Part D subsidy was updated to reflect it is expected to be negative in CY2022. The Part B monthly reimbursement elimination date was postponed indefinitely.

Changes in assumptions :

- There were no changes in methods and assumptions used in the calculation of actuarial determined contributions for fiscal year 2017.
- For fiscal year 2018, the following changes of assumptions affected the total OPEB liability since the prior measurement date: (a) the discount rate was increased from 3.26% to 4.13% based on the methodology defined under GASB Statement No. 74, Financial Reporting for Postemployment Benefit Plans Other Than Pension Plans (OPEB), (b) the long term expected rate of return was reduced from 7.75% to 7.45%, (c) valuation year per capita health care costs were updated, and the salary scale was modified, (d) the percentage of future retirees electing each option was updated based on current data and the percentage of future disabled retirees and terminated vested participants electing health coverage were decreased and (e) the assumed mortality, disability, retirement, withdrawal and future health care cost trend rates were modified along with the portion of rebated prescription drug costs.
- For fiscal year 2019, the following changes of assumptions affected the total OPEB liability/asset since the prior measurement date: (a) the discount rate was increased from the blended rate of 4.13% to the long-term expected rate of return of 7.45% based on the methodology defined under GASB Statement No. 74, Financial Reporting for Postemployment Benefit Plans Other Than Pension Plans (OPEB) and (b) decrease in health care cost trend rates from 6.00%-11.00% initial; 4.50% ultimate down to Medical Pre-Medicare 6.00% and Medicare 5.00% initial; 4.00% ultimate and Prescription Drug Pre-Medicare 8.00% and Medicare (5.23%) initial; 4.00% ultimate.
- For fiscal year 2020, health care cost trend rates were changed to the following: medical pre-Medicare from 6.00% initial - 4.00% ultimate down to 5.87% initial - 4.00% ultimate; medical Medicare from 5.00% initial - 4.00% ultimate down to 4.93% initial - 4.00% ultimate; prescription drug pre-Medicare from 8.00% initial - 4.00% ultimate down to 7.73% initial - 4.00% ultimate and (5.23%) initial - 4.00% ultimate up to 9.62% initial - 4.00% ultimate.
- For fiscal year 2021, health care cost trend rates were changed to the following: medical pre-Medicare from 5.87% initial - 4.00% ultimate down to 5.00% initial - 4.00% ultimate; medical Medicare from 4.93% initial - 4.00% ultimate down to -6.69% initial - 4.00% ultimate; prescription drug pre-Medicare from 7.73% initial - 4.00% ultimate down to 6.50% initial - 4.00% ultimate; prescription drug Medicare from 9.62% initial - 4.00% ultimate up to 11.87% initial - 4.00% ultimate.
- For fiscal year 2022, the following changes of assumption affected the total OPEB liability since the prior measurement date: (a) the long-term expected rate of return was reduced from 7.45% to 7.00%, (b) the discount rate of return was reduced from 7.45% to 7.00% and (c) health care cost trend rates were changed to the following: medical Medicare from -6.69% initial - 4.00% ultimate down to -16.18% initial - 4.00% ultimate; prescription drug Medicare from 11.87% initial - 4.00% ultimate up to 29.98% initial - 4.00% ultimate.

**CONOTTON VALLEY UNION LOCAL SCHOOL DISTRICT
CARROLL COUNTY, OHIO
SCHEDULE OF EXPENDITURES OF FEDERAL AWARDS
FOR THE FISCAL YEAR ENDED JUNE 30, 2022**

Federal Grantor/ Pass-Through Grantor/ Program or Cluster Title	Assistance Listing Number	Pass-Through Grantor Number	Expenditures	Non-Cash Expenditures
<u>U.S. Department of Agriculture</u>				
<i>Passed through Ohio Department of Education</i>				
Child Nutrition Cluster:				
School Breakfast Program	10.553	N/A	\$ 48,700	\$ 0
National School Lunch Program	10.555	N/A	181,883	11,990
Total Child Nutrition Cluster			<u>230,583</u>	<u>11,990</u>
COVID-19 - Pandemic EBT Administrative Costs	10.649	N/A	614	0
Total U.S. Department of Agriculture			<u>231,197</u>	<u>11,990</u>
<u>U.S. Department of Education</u>				
<i>Passed through Ohio Department of Education</i>				
Title I - Grants to Local Educational Agencies -				
Non-Competitive, Supplemental School Improvement	84.010	N/A	9,075	0
Title I - Grants to Local Educational Agencies -				
Expanding Opportunities for Each Child Non-Competitive Grant	84.010	N/A	2,497	0
Title I - Grants to Local Educational Agencies - Improving Basic Programs	84.010	N/A	118,694	0
<i>Total ALN #84.010</i>			<u>130,266</u>	<u>0</u>
Special Education Cluster (IDEA):				
Special Education - Grants to States - FY 22	84.027	H027A 150111	115,992	0
Special Education - Grants to States - American Recue Plan IDEA Part B for				
Education of Students with Disabilities	84.027	N/A	4,041	0
Special Education Preschool Grants	84.173	H173A 150119	6,637	0
Special Education Preschool Grants - ARP IDEA Early Childhood Grant-FY 22	84.173	N/A	543	0
Total Special Education Cluster (IDEA)			<u>127,213</u>	<u>0</u>
Improving Teacher Quality State Grants	84.367	S367A 150034	23,179	0
Rural Education Achievement Program Cluster:				
The Small Rural School Grant Program	84.358	N/A	44,666	0
Student Support and Academic Enrichment Program	84.424	N/A	10,293	0
Education Stabilization Fund -				
Elementary and Secondary School Emergency Relief Fund - ESSER II	84.425D	N/A	406,801	0
Elementary and Secondary School Emergency Relief Fund - ARP ESSER	84.425U	N/A	76,832	0
<i>Total ALN #84.425</i>			<u>483,633</u>	<u>0</u>
Total U.S. Department of Education			<u>819,250</u>	<u>0</u>
TOTAL EXPENDITURES OF FEDERAL AWARDS			<u>\$ 1,050,447</u>	<u>\$ 11,990</u>

See accompanying notes to the Schedule of Expenditures of Federal Awards.

**CONOTTON VALLEY UNION LOCAL SCHOOL DISTRICT
CARROLL COUNTY, OHIO
NOTES TO THE SCHEDULE OF EXPENDITURES OF FEDERAL AWARDS
FOR THE FISCAL YEAR ENDED JUNE 30, 2022**

NOTE 1: BASIS OF PRESENTATION

The accompanying Schedule of Expenditures of Federal Awards (the Schedule) includes the federal award activity of Conotton Valley Union Local School District under programs of the federal government for the year ended June 30, 2022. The information in this Schedule is presented in accordance with the requirements of Title 2 U.S. Code of Federal Regulations (CFR) Part 200, *Uniform Administrative Requirements, Cost Principles, and Audit Requirements for Federal Awards* (Uniform Guidance). Because the Schedule presents only a selected portion of the operations of the Conotton Valley Union Local School District, it is not intended to and does not present the financial position, changes in net position or cash flows of the Conotton Valley Union Local School District.

NOTE 2: SUMMARY OF SIGNIFICANT ACCOUNTING POLICIES

Expenditures reported on the Schedule are reported on the cash basis of accounting. Such expenditures are recognized following the cost principles contained in the Uniform Guidance, wherein certain types of expenditures are not allowable or are limited as to reimbursement.

NOTE 3: INDIRECT COST RATE

The Conotton Valley Local School District has elected not to use the 10 percent de minimis indirect cost rate allowed under the Uniform Guidance.

NOTE 4: CHILD NUTRITION CLUSTER

Cash receipts from the U.S. Department of Agriculture are commingled with State grants. It is assumed federal monies are expended first.

NOTE 5: FOOD DONATION PROGRAM

Program regulations do not require the District to maintain separate inventory records for purchased food and food received from the U.S. Department of Agriculture. This non-monetary assistance (expenditures) is reported in the Schedule at the fair value of the commodities received.

INDEPENDENT AUDITOR'S REPORT ON INTERNAL CONTROL OVER FINANCIAL REPORTING AND ON COMPLIANCE AND OTHER MATTERS BASED ON AN AUDIT OF FINANCIAL STATEMENTS PERFORMED IN ACCORDANCE WITH GOVERNMENT AUDITING STANDARDS

Conotton Valley Union Local School District
Carroll County
21 Mound Street, P.O. Box 187
Sherrodsville, Ohio 44675

To the Members of the Board of Education:

We have audited, in accordance with the auditing standards generally accepted in the United States of America and the standards applicable to financial audits contained in *Government Auditing Standards* issued by the Comptroller General of the United States, the financial statements of the governmental activities, each major fund, and the aggregate remaining fund information of the Conotton Valley Union Local School District, Carroll County, Ohio, (the District) as of and for the year ended June 30, 2022, and the related notes to the financial statements, which collectively comprise the District's basic financial statements, and have issued our report thereon dated February 3, 2023, wherein we noted the financial impact of COVID-19 and the continuing emergency measures may impact subsequent periods of the District.

Report on Internal Control Over Financial Reporting

In planning and performing our audit of the financial statements, we considered the District's internal control over financial reporting (internal control) to determine the audit procedures that are appropriate in the circumstances for the purpose of expressing our opinions on the financial statements, but not for the purpose of expressing an opinion on the effectiveness of the District's internal control. Accordingly, we do not express an opinion on the effectiveness of the District's internal control.

A *deficiency in internal control* exists when the design or operation of a control does not allow management or employees, in the normal course of performing their assigned functions, to prevent, or detect and correct, misstatements on a timely basis. A *material weakness* is a deficiency, or a combination of deficiencies, in internal control, such that there is a reasonable possibility that a material misstatement of the District's financial statements will not be prevented, or detected and corrected, on a timely basis. A *significant deficiency* is a deficiency, or a combination of deficiencies, in internal control that is less severe than a material weakness, yet important enough to merit attention by those charged with governance.

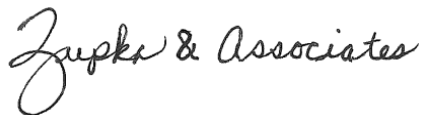
Our consideration of internal control was for the limited purpose described in the first paragraph of this section and was not designed to identify all deficiencies in internal control that might be material weaknesses or significant deficiencies. Given these limitations, during our audit we did not identify any deficiencies in internal control that we consider to be material weaknesses. However, material weaknesses or significant deficiencies may exist that have not been identified.

Report on Compliance and Other Matters

As part of obtaining reasonable assurance about whether the District's financial statements are free from material misstatement, we performed tests of its compliance with certain provisions of laws, regulations, contracts, and grant agreements, noncompliance with which could have a direct and material effect on the determination of financial statement amounts. However, providing an opinion on compliance with those provisions was not an objective of our audit, and accordingly, we do not express such an opinion. The results of our tests disclosed no instances of noncompliance or other matters that are required to be reported under Government Auditing Standards.

Purpose of This Report

The purpose of this report is solely to describe the scope of our testing of internal control and compliance and the results of that testing, and not to provide an opinion on the effectiveness of the District's internal control or on compliance. This report is an integral part of an audit performed in accordance with *Government Auditing Standards* in considering the District's internal control and compliance. Accordingly, this communication is not suitable for any other purpose.



Zupka & Associates
Certified Public Accountants

February 3, 2023

**INDEPENDENT AUDITOR'S REPORT ON COMPLIANCE FOR EACH MAJOR
FEDERAL PROGRAM AND ON INTERNAL CONTROL OVER COMPLIANCE
REQUIRED BY THE UNIFORM GUIDANCE**

Conotton Valley Union Local School District
Carroll County
21 Mound Street, P.O. Box 187
Sherrodsville, Ohio 44675

To the Members of the Board of Education:

Report on Compliance for Each Major Federal Program

Opinion on Each Major Federal Program

We have audited the Conotton Valley Union Local School District, Carroll County, Ohio's (the District) compliance with the types of compliance requirements identified as subject to audit in the OMB *Compliance Supplement* that could have a direct and material effect on the District's major federal program for the year ended June 30, 2022. The District's major federal program is identified in the summary of auditor's results section of the accompanying Schedule of Findings and Questioned Costs.

In our opinion, the Conotton Valley Union Local School District complied, in all material respects, with the types of compliance requirements referred to above that could have a direct and material effect on its major federal program for the year ended June 30, 2022.

Basis for Opinion on Each Major Federal Program

We conducted an audit of compliance in accordance with auditing standards generally accepted in the United States of America (GAAS); the standards applicable to financial audits contained in *Government Auditing Standards* issued by the Comptroller General of the United States (*Government Auditing Standards*); and the audit requirements of Title 2 U.S. *Code of Federal Regulations* Part 200, *Uniform Administrative Requirements for Federal Awards* (Uniform Guidance). Our responsibilities under those standards and the Uniform Guidance are further described in the Auditor's Responsibilities for the Audit of Compliance section of our report.

We are required to be independent of the Conotton Valley Union Local School District, and to meet our other ethical responsibilities, in accordance with relevant ethical requirements relating to our audit. We believe that the audit evidence we have obtained is sufficient and appropriate to provide a basis for our opinion on compliance for each major federal program. Our audit does not provide a legal determination of the Conotton Valley Union Local School District's compliance with the compliance requirements referred to above.

Responsibilities of Management for Compliance

Management is responsible for compliance with the requirements referred to above and for the design, implementation, and maintenance of effective internal control over compliance with the requirements of laws, statutes, regulations, rules and provisions of contracts or grant agreements to the Conotton Valley Union Local School District's federal programs.

Auditor's Responsibilities for the Audit of Compliance

Our objectives are to obtain reasonable assurance about whether material noncompliance with the compliance requirements referred to above occurred, whether due to fraud or error, and express an opinion on the Conotton Valley Union Local School District's compliance based on our audit. Reasonable assurance is a high level of assurance but is not absolute assurance and therefore is not a guarantee that an audit conducted in accordance with GAAS, *Government Auditing Standards*, and the Uniform Guidance will always detect material noncompliance when it exists. The risk of not detecting material noncompliance resulting from fraud is higher than for that resulting from error, as fraud may involve collusion, forgery, intentional omissions, misrepresentations, or the override of internal control. Noncompliance with the compliance requirements referred to above is considered material, if there is a substantial likelihood that, individually or in the aggregate, it would influence the judgment made by a reasonable user of the report on compliance about the Conotton Valley Union Local School District's compliance with the requirements of each major federal program as a whole.

In performing an audit in accordance with GAAS, *Government Auditing Standards*, and the Uniform Guidance, we

- exercise professional judgment and maintain professional skepticism throughout the audit.
- identify and assess the risks of material noncompliance, whether due to fraud or error, and design and perform audit procedures responsive to those risks. Such procedures include examining, on a test basis, evidence regarding the Conotton Valley Union Local School District's compliance with the compliance requirements referred to above and performing such other procedures as we considered necessary in the circumstances.
- obtain an understanding of the Conotton Valley Union Local School District's internal control over compliance relevant to the audit in order to design audit procedures that are appropriate in the circumstances and to test and report on internal control over compliance in accordance with the Uniform Guidance, but not for the purpose of expressing an opinion on the effectiveness of the Conotton Valley Union Local School District's internal control over compliance. Accordingly, no such opinion is expressed.

We are required to communicate with those charged with governance regarding, among other matters, the planned scope and timing of the audit and any significant deficiencies and material weaknesses in internal control over compliance that we identified during the audit.

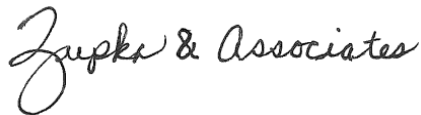
Report on Internal Control over Compliance

A deficiency in internal control over compliance exists when the design or operation of a control over compliance does not allow management or employees, in the normal course of performing their assigned functions, to prevent, or detect and correct, noncompliance with a type of compliance requirement of a federal program on a timely basis. *A material weakness in internal control over compliance* is a deficiency, or combination of deficiencies, in internal control over compliance, such that there is a reasonable possibility that material noncompliance with a type of compliance requirement of a federal program will not be prevented, or detected and corrected, on a timely basis. *A significant deficiency in internal control over compliance* is a deficiency, or a combination of deficiencies, in internal control over compliance with a type of compliance requirement of a federal program that is less severe than a material weakness in internal control over compliance, yet important enough to merit attention by those charged with governance.

Our consideration of internal control over compliance was for the limited purpose described in the Auditor's Responsibilities for the Audit of Compliance section above and was not designed to identify all deficiencies in internal control over compliance that might be material weaknesses or significant deficiencies in internal control over compliance. Given these limitations, during our audit we did not identify any deficiencies in internal control over compliance that we consider to be material weaknesses, as defined above. However, material weaknesses or significant deficiencies in internal control over compliance may exist that were not identified.

Our audit was not designed for the purpose of expressing an opinion on the effectiveness of internal control over compliance. Accordingly, no such opinion is expressed.

The purpose of this report on internal control over compliance is solely to describe the scope of our testing of internal control over compliance and the results of that testing based on the requirements of the Uniform Guidance. Accordingly, this report is not suitable for any other purpose.



Zupka & Associates
Certified Public Accountants

February 3, 2023

**CONOTTON VALLEY UNION LOCAL SCHOOL DISTRICT
CARROLL COUNTY, OHIO
SCHEDULE OF FINDINGS AND QUESTIONED COSTS
FOR THE FISCAL YEAR ENDED JUNE 30, 2022**

1. SUMMARY OF AUDITOR'S RESULTS

2022(i)	Type of Financial Statement Opinion	Unmodified
2022(ii)	Were there any material control weaknesses reported at the financial statement level (GAGAS)?	No
2022(ii)	Were there any significant deficiencies in internal control reported at the financial statement level (GAGAS)?	No
2022(iii)	Was there any reported material noncompliance at the financial statement level (GAGAS)?	No
2022(iv)	Were there any material internal control weaknesses reported for major federal programs?	No
2022iv)	Were there any significant deficiencies in internal control reported for major federal programs?	No
2022(v)	Type of Major Programs' Compliance Opinions	Unmodified
2022(vi)	Are there any reportable findings under 2 CFR 200.516(a)?	No
2022(vii)	Major Programs (list): Education Stabilization Fund - ALN #84.425D and ALN #84.425U	
2022(viii)	Dollar Threshold: A/B Program	Type A: \$750,000 Type B: All Others less than \$750,000
2022(ix)	Low Risk Auditee?	No

2. FINDINGS RELATED TO THE FINANCIAL STATEMENTS REQUIRED TO BE REPORTED IN ACCORDANCE WITH GAGAS

None.

3. FINDINGS AND QUESTIONED COSTS FOR FEDERAL AWARDS

None.

**CONOTTON VALLEY UNION LOCAL SCHOOL DISTRICT
CARROLL COUNTY, OHIO
SCHEDULE OF PRIOR AUDIT FINDINGS AND RECOMMENDATIONS
FOR THE FISCAL YEAR ENDED JUNE 30, 2022**

The prior audit report, as of June 30, 2021, included a material non-compliance:

<u>Finding Number</u>	<u>Finding Summary</u>	<u>Status</u>	<u>Additional Information</u>
2021-001	Expenditures Exceeding Appropriations	Corrected	None.

Management letter recommendations have been corrected, repeated, or procedures instituted to prevent occurrences in this audit period.

**CONOTTON VALLEY UNION
LOCAL SCHOOL DISTRICT
CARROLL COUNTY, OHIO**

AUDIT REPORT

**FOR THE FISCAL YEAR
ENDED JUNE 30, 2021**

Zupka & Associates
Certified Public Accountants

**CONOTTON VALLEY UNION LOCAL SCHOOL DISTRICT
CARROLL COUNTY, OHIO
AUDIT REPORT
FOR THE FISCAL YEAR ENDED JUNE 30, 2021**

TABLE OF CONTENTS

	<u>PAGE</u>
Independent Auditor's Report	1-3
Management's Discussion and Analysis	5-17
Basic Financial Statements:	
Statement of Net Position	19
Statement of Activities	20
Balance Sheet – Governmental Funds	21
Reconciliation of Total Governmental Fund Balances to Net Position of Governmental Activities	22
Statement of Revenues, Expenditures and Changes in Fund Balances – Governmental Funds	23
Reconciliation of the Statement of Revenues, Expenditures and Changes in Fund Balances of Governmental Funds to the Statement of Activities	24
Statement of Revenues, Expenditures and Changes in Fund Balance – Budget and Actual (non-GAAP Budgetary Basis) General Fund	25
Notes to the Basic Financial Statements	27-65
Required Supplementary Information:	
Schedule of the District's Proportionate Share of the Net Pension Liability – School Employees Retirement System (SERS) of Ohio – Last Eight Fiscal Years	68-69
State Teachers Retirement System (STRS) of Ohio – Last Eight Fiscal Years	70-71
Schedule of District Pension Contributions – School Employees Retirement System (SERS) of Ohio – Last Ten Fiscal Years	72-73
State Teachers Retirement System (STRS) of Ohio – Last Ten Fiscal Years	74-75
Schedule of the District's Proportionate Share of the Net OPEB Liability – School Employees Retirement System (SERS) of Ohio Last Five Fiscal Years	76
Schedule of the District's Proportionate Share of the Net OPEB Liability/Asset – State Teachers Retirement System (STRS) of Ohio Last Five Fiscal Years	77
Schedule of District OPEB Contributions - School Employees Retirement System (SERS) of Ohio Last Ten Fiscal Years	78-79
State Teachers Retirement System (STRS) of Ohio Last Ten Fiscal Years	80-81
Notes to the Required Supplementary Information	82-83
Independent Auditor's Report on Internal Control over Financial Reporting and on Compliance and Other Matters Based on an Audit of Financial Statements Performed in Accordance with <i>Government Auditing Standards</i>	84-85
Schedule of Findings and Responses	86
Schedule of Prior Audit Findings and Recommendations	87

INDEPENDENT AUDITOR'S REPORT

Conotton Valley Union Local School District
Carroll County
21 Mound Street, P.O. Box 187
Sherrodsville, Ohio 44675

To the Members of the Board of Education:

Report on the Financial Statements

Opinions

We have audited the accompanying financial statements of the governmental activities, each major fund, and the aggregate remaining fund information of the Conotton Valley Union Local School District, Carroll County, Ohio, (the District) as of and for the year ended June 30, 2021, and the related notes to the financial statements, which collectively comprise the District's basic financial statements as listed in the table of contents.

In our opinion, the financial statements referred to above present fairly, in all material respects, the respective financial position of the governmental activities, each major fund, and the aggregate remaining fund information of the Conotton Valley Union Local School District as of June 30, 2021, and the respective changes in financial position and the budgetary comparison for the General Fund for the year then ended in accordance with accounting principles generally accepted in the United States of America.

Basis for Opinions

We conducted our audit in accordance with auditing standards generally accepted in the United States of America (GAAS) and the standards applicable to financial audits contained in *Government Auditing Standards (Government Auditing Standards)*, issued by the Comptroller General of the United States. Our responsibilities under those standards are further described in the Auditor's Responsibilities for the Audit of the Financial Statements section of our report. We are required to be independent of the District, and to meet our other ethical responsibilities, in accordance with the relevant ethical requirements relating to our audit. We believe that the audit evidence we have obtained is sufficient and appropriate to provide a basis for our audit opinions.

Responsibilities of Management for the Financial Statements

Management is responsible for the preparation and fair presentation of the financial statements in accordance with accounting principles generally accepted in the United States of America, and for the design, implementation, and maintenance of internal control relevant to the preparation and fair presentation of financial statements that are free from material misstatement, whether due to fraud or error.

In preparing the financial statements, management is required to evaluate whether there are conditions or events, considered in the aggregate, that raise substantial doubt about the District's ability to continue as a going concern for twelve months beyond the financial statement date, including any currently known information that may raise substantial doubt shortly thereafter.

Auditor's Responsibilities for the Audit of the Financial Statements

Our objectives are to obtain reasonable assurance about whether the financial statements as a whole are free from material misstatement, whether due to fraud or error, and to issue an auditor's report that includes our opinions. Reasonable assurance is a high level of assurance but is not absolute assurance and therefore is not a guarantee that an audit conducted in accordance with GAAS and *Government Auditing Standards* will always detect a material misstatement when it exists. The risk of not detecting a material misstatement resulting from fraud is higher than for one resulting from error, as fraud may involve collusion, forgery, intentional omissions, misrepresentations, or the override of internal control. Misstatements are considered material if there is a substantial likelihood that, individually or in the aggregate, they would influence the judgment made by a reasonable user based on the financial statements.

In performing an audit in accordance with GAAS and *Government Auditing Standards*, we

- exercise professional judgment and maintain professional skepticism throughout the audit.
- identify and assess the risks of material misstatement of the financial statements, whether due to fraud or error, and design and perform audit procedures responsive to those risks. Such procedures include examining, on a test basis, evidence regarding the amounts and disclosures in the financial statements.
- obtain an understanding of internal control relevant to the audit in order to design audit procedures that are appropriate in the circumstances, but not for the purpose of expressing an opinion on the effectiveness of the District's internal control. Accordingly, no such opinion is expressed.
- evaluate the appropriateness of accounting policies used and the reasonableness of significant accounting estimates made by management, as well as evaluate the overall presentation of the financial statements.
- conclude whether, in our judgment, there are conditions or events, considered in the aggregate, that raise substantial doubt about the District's ability to continue as a going concern for a reasonable period of time.

We are required to communicate with those charged with governance regarding, among other matters, the planned scope and timing of the audit, significant audit findings, and certain internal control-related matters that we identified during the audit.

Emphasis of Matter

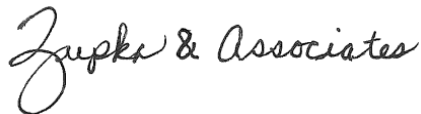
As discussed in Note 17 to the basic financial statements, the financial impact of COVID-19 and the continuing emergency measures may impact subsequent periods of the District. Our opinion is not modified with respect to this matter.

Required Supplementary Information

Accounting principles generally accepted in the United States of America require that the Management's Discussion and Analysis and Schedules of Net Pension and Postemployment Benefit Liabilities and Pension and Postemployment Benefit Contributions, as listed in the table of contents, be presented to supplement the basic financial statements. Such information is the responsibility of management and, although not a part of the basic financial statements, is required by the Governmental Accounting Standards Board who considers it to be an essential part of financial reporting for placing the basic financial statements in an appropriate operational, economic, or historical context. We have applied certain limited procedures to the required supplementary information in accordance with auditing standards generally accepted in the United States of America, which consisted of inquiries of management about the methods of preparing the information and comparing the information for consistency with management's responses to our inquiries, the basic financial statements, and other knowledge we obtained during our audit of the basic financial statements. We do not express an opinion or provide any assurance on the information because the limited procedures do not provide us with sufficient evidence to express an opinion or provide any assurance.

Other Reporting Required by *Government Auditing Standards*

In accordance with *Government Auditing Standards*, we have also issued our report dated February 3, 2023, on our consideration of the District's internal control over financial reporting and on our tests of its compliance with certain provisions of laws, regulations, contracts, and grant agreements and other matters. The purpose of that report is solely to describe the scope of our testing of internal control over financial reporting and compliance and the results of that testing, and not to provide an opinion on the effectiveness of the District's internal control over financial reporting or on compliance. That report is an integral part of an audit performed in accordance with *Government Auditing Standards* in considering the District's internal control over financial reporting and compliance.



Zupka & Associates
Certified Public Accountants

February 3, 2023

This page intentionally left blank.

**CONOTTON VALLEY UNION LOCAL SCHOOL DISTRICT
CARROLL COUNTY, OHIO**

**MANAGEMENT'S DISCUSSION AND ANALYSIS
FOR THE FISCAL YEAR ENDED JUNE 30, 2021**

The management's discussion and analysis of the Conotton Valley Union Local School District's (the "District") financial performance provides an overall review of the District's financial activities for the fiscal year ended June 30, 2021. The intent of this discussion and analysis is to look at the District's financial performance as a whole; readers should also review the basic financial statements and the notes to the basic financial statements to enhance their understanding of the District's financial performance.

Financial Highlights

Key financial highlights for fiscal year 2021 are as follows:

- In total, net position of governmental activities increased \$7,439,611, which represents an 89.18% increase from the 2020 net position.
- General revenues accounted for \$17,003,123 in revenue or 87.28% of all revenues. Program specific revenues in the form of charges for services and sales and grants and contributions accounted for \$2,478,038 or 12.72% of total revenues of \$19,481,161.
- The District had \$12,041,550 in expenses related to governmental activities; \$2,478,038 of these expenses were offset by program specific charges for services, grants or contributions. General revenues supporting governmental activities (primarily taxes and unrestricted grants and entitlements) of \$17,003,123 were adequate to provide for these programs.
- The general fund, the permanent improvement fund, and the building fund are the District's major funds. The general fund had \$11,531,638 in revenues and \$11,881,478 in expenditures and other financing uses. During fiscal year 2021, the general fund's fund balance decreased \$349,840 from a balance of \$7,496,761 to \$7,146,921.
- The permanent improvement fund had \$3,149,349 in revenues and other financing sources and \$1,447,500 in expenditures. During fiscal year 2021, the permanent improvement fund's fund balance increased \$1,701,849.
- The building fund had \$1 in revenues and \$11,755,278 in expenditures. During fiscal year 2021, the building fund's fund balance decreased \$11,755,277.

Using these Basic Financial Statements

This annual report consists of a series of financial statements and notes to those statements. These statements are organized so the reader can understand the District as a financial whole, an entire operating entity. The statements then proceed to provide an increasingly detailed look at specific financial activities.

The *statement of net position* and *statement of activities* provide information about the activities of the whole District, presenting both an aggregate view of the District's finances and a longer-term view of those finances. Fund financial statements provide the next level of detail. For governmental funds, these statements tell how services were financed in the short-term as well as what remains for future spending. The fund financial statements also look at the District's most significant funds with all other nonmajor funds presented in total in one column. In the case of the District, the general fund, the permanent improvement fund, and building fund are by far the most significant funds, and the only governmental funds reported as major funds.

**CONOTTON VALLEY UNION LOCAL SCHOOL DISTRICT
CARROLL COUNTY, OHIO**

MANAGEMENT'S DISCUSSION AND ANALYSIS
FOR THE FISCAL YEAR ENDED JUNE 30, 2021

Reporting the District as a Whole

Statement of Net Position and the Statement of Activities

While this document contains the large number of funds used by the District to provide programs and activities, the view of the District as a whole looks at all financial transactions and asks the question, "How did we do financially during 2021?" The statement of net position and the statement of activities answer this question. These statements include *all assets, deferred outflows of resources, liabilities, deferred inflows of resources, revenues and expenses* using the *accrual basis of accounting* similar to the accounting used by most private-sector companies. This basis of accounting will take into account all of the current year's revenues and expenses regardless of when cash is received or paid.

These two statements report the District's *net position* and changes in that position. This change in net position is important because it tells the reader that, for the District as a whole, the *financial position* of the District has improved or diminished. The causes of this change may be the result of many factors, some financial, some not. Non-financial factors include the District's property tax base, current property tax laws in Ohio restricting revenue growth, facility conditions, required educational programs and other factors.

In the statement of net position and the statement of activities, the governmental activities include the District's programs and services, including instruction, support services, operation and maintenance of plant, pupil transportation, extracurricular activities, and food service operations.

Reporting the District's Most Significant Funds

Fund Financial Statements

The analysis of the District's major governmental funds begins on page 14. Fund financial reports provide detailed information about the District's major funds. The District uses many funds to account for a multitude of financial transactions. However, these fund financial statements focus on the District's most significant funds. The District's major governmental funds are the general fund, the permanent improvement fund, and the building fund.

Governmental Funds

Most of the District's activities are reported in governmental funds, which focus on how money flows into and out of those funds and the balances left at year-end available for spending in future periods. These funds are reported using an accounting method called *modified accrual* accounting which measures cash and all other *financial assets* that can readily be converted to cash. The governmental fund financial statements provide a detailed *short-term* view of the District's general government operations and the basic services it provides. Governmental fund information helps you determine whether there are more or fewer financial resources that can be spent in the near future to finance educational programs. The relationship (or differences) between governmental *activities* (reported in the statement of net position and the statement of activities) and governmental *funds* is reconciled in the basic financial statements.

Reporting the District's Fiduciary Responsibilities

Fiduciary funds are used to account for resources held for the benefit of parties outside the District. Fiduciary funds are not reflected in the government-wide financial statements because the resources of those funds are not available to support the District's own programs. The District did not have any fiduciary activity during fiscal year 2021.

**CONOTTON VALLEY UNION LOCAL SCHOOL DISTRICT
CARROLL COUNTY, OHIO**

**MANAGEMENT'S DISCUSSION AND ANALYSIS
FOR THE FISCAL YEAR ENDED JUNE 30, 2021**

Notes to the Basic Financial Statements

The notes provide additional information that is essential to a full understanding of the data provided in the government-wide and fund financial statements.

Required Supplemental Information

The required supplementary information provides detailed information regarding the District's proportionate share of the net pension liability and the net OPEB liability/asset of the retirement systems and a ten year schedule of the District's contributions to the retirement systems to fund pensions and OPEB obligations.

THIS SPACE INTENTIONALLY LEFT BLANK

**CONOTTON VALLEY UNION LOCAL SCHOOL DISTRICT
CARROLL COUNTY, OHIO**

MANAGEMENT'S DISCUSSION AND ANALYSIS
FOR THE FISCAL YEAR ENDED JUNE 30, 2021

The District as a Whole

The statement of net position provides the perspective of the District as a whole. The table below provides a summary of the District's net position for June 30, 2021 and June 30, 2020.

	Net Position	
	Governmental Activities 2021	Governmental Activities 2020
<u>Assets</u>		
Current and other assets	\$ 37,892,241	\$ 40,592,241
Capital assets, net	22,047,201	9,896,822
Total assets	59,939,442	50,489,063
<u>Deferred Outflows of Resources</u>		
Pension	2,941,728	2,093,323
OPEB	543,155	373,386
Total deferred outflows of resources	3,484,883	2,466,709
Total assets and deferred outflows of resources	63,424,325	52,955,772
<u>Liabilities</u>		
Current liabilities	2,336,295	1,089,176
Long-term liabilities:		
Due within one year	655,576	624,069
Due within more than one year:		
Net pension liability	8,738,014	6,591,114
Net OPEB liability	813,489	807,846
Other amounts	24,457,763	25,079,658
Total liabilities	37,001,137	34,191,863
<u>Deferred Inflows of Resources</u>		
Property taxes levied for the next fiscal year	9,639,048	9,491,061
Payment in lieu of taxes levied for the next fiscal year	6,012	5,680
Pension	40,021	275,018
OPEB	956,581	650,235
Total deferred inflows of resources	10,641,662	10,421,994
Total liabilities and deferred inflows of resources	47,642,799	44,613,857
<u>Net Position</u>		
Net investment in capital assets	5,716,637	4,549,535
Restricted	3,055,249	1,779,287
Unrestricted	7,009,640	2,013,093
Total net position	\$ 15,781,526	\$ 8,341,915

**CONOTTON VALLEY UNION LOCAL SCHOOL DISTRICT
CARROLL COUNTY, OHIO**

MANAGEMENT'S DISCUSSION AND ANALYSIS
FOR THE FISCAL YEAR ENDED JUNE 30, 2021

The net pension liability is reported pursuant to Governmental Accounting Standards Board (GASB) Statement 68, "Accounting and Financial Reporting for Pensions—an Amendment of GASB Statement 27." The net other postemployment benefits (OPEB) liability/asset is reported pursuant to GASB Statement 75, "Accounting and Financial Reporting for Postemployment Benefits Other Than Pensions." For reasons discussed below, many end users of this financial statement will gain a clearer understanding of the District's actual financial condition by adding deferred inflows related to pension and OPEB, the net pension liability, and the net OPEB liability to the reported net position and subtracting deferred outflows related to pension and OPEB and the net OPEB asset.

GASB standards are national and apply to all government financial reports prepared in accordance with generally accepted accounting principles. Prior accounting for pensions (GASB 27) and postemployment benefits (GASB 45) focused on a funding approach. This approach limited pension and OPEB costs to contributions annually required by law, which may or may not be sufficient to fully fund each plan's net pension liability or net OPEB liability. GASB 68 and GASB 75 take an earnings approach to pension and OPEB accounting; however, the nature of Ohio's statewide pension/OPEB plans and state law governing those systems requires additional explanation in order to properly understand the information presented in these statements.

GASB 68 and GASB 75 require the net pension liability and the net OPEB liability to equal the District's proportionate share of each plan's collective:

1. Present value of estimated future pension/OPEB benefits attributable to active and inactive employees' past service.
2. Minus plan assets available to pay these benefits.

GASB notes that pension and OPEB obligations, whether funded or unfunded, are part of the "employment exchange" – that is, the employee is trading his or her labor in exchange for wages, benefits, and the promise of a future pension and other postemployment benefits. GASB noted that the unfunded portion of this promise is a present obligation of the government, part of a bargained-for benefit to the employee, and should accordingly be reported by the government as a liability since they received the benefit of the exchange. However, the District is not responsible for certain key factors affecting the balance of these liabilities. In Ohio, the employee shares the obligation of funding pension benefits with the employer. Both employer and employee contribution rates are capped by State statute. A change in these caps requires action of both Houses of the General Assembly and approval of the Governor. Benefit provisions are also determined by State statute. The Ohio Revised Code permits, but does not require, the retirement systems to provide healthcare to eligible benefit recipients. The retirement systems may allocate a portion of the employer contributions to provide for these OPEB benefits.

The employee enters the employment exchange with the knowledge that the employer's promise is limited not by contract but by law. The employer enters the exchange also knowing that there is a specific, legal limit to its contribution to the retirement system. In Ohio, there is no legal means to enforce the unfunded liability of the pension/OPEB plan *as against the public employer*. State law operates to mitigate/lessen the moral obligation of the public employer to the employee, because all parties enter the employment exchange with notice as to the law. The retirement system is responsible for the administration of the pension and OPEB plans.

Most long-term liabilities have set repayment schedules or, in the case of compensated absences (i.e. sick and vacation leave), are satisfied through paid time-off or termination payments. There is no repayment schedule for the net pension liability or the net OPEB liability. As explained above, changes in benefits, contribution rates, and return on investments affect the balance of these liabilities but are outside the control of the local government. In the event that contributions, investment returns, and other changes are insufficient to keep up with required payments, State statute does not assign/identify the responsible party for the unfunded portion. Due to the unique nature of how the net pension liability and the net OPEB liability are satisfied, these liabilities are separately identified within the long-term liability section of the statement of net position.

In accordance with GASB 68 and GASB 75, the District's statements prepared on an accrual basis of accounting include an annual pension expense and an annual OPEB expense for their proportionate share of each plan's *change* in net pension liability and net OPEB liability, respectively, not accounted for as deferred inflows/outflows.

**CONOTTON VALLEY UNION LOCAL SCHOOL DISTRICT
CARROLL COUNTY, OHIO**

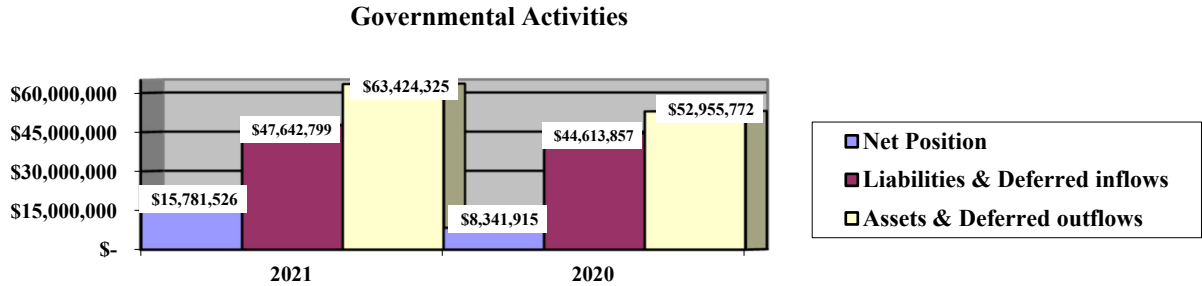
**MANAGEMENT’S DISCUSSION AND ANALYSIS
FOR THE FISCAL YEAR ENDED JUNE 30, 2021**

Over time, net position can serve as a useful indicator of a government’s financial position. At June 30, 2021, the District’s assets and deferred outflows of resources exceeded liabilities and deferred inflows of resources by \$15,781,526.

Capital assets represented 36.78% of total assets. Capital assets include land, construction in progress, land improvements, buildings and improvements, furniture and equipment and vehicles. Net investment in capital assets at June 30, 2021, was \$5,716,637. These capital assets are used to provide services to the students and are not available for future spending.

A portion of the District’s net position, \$3,055,249, represents resources that are subject to external restriction on how they may be used. The remaining balance of unrestricted net position is \$7,009,640.

The graph below presents the District’s assets and deferred outflows of resources, liabilities and deferred inflows of resources, and net position at June 30, 2021 and June 30, 2020.



THIS SPACE INTENTIONALLY LEFT BLANK

**CONOTTON VALLEY UNION LOCAL SCHOOL DISTRICT
CARROLL COUNTY, OHIO**

MANAGEMENT'S DISCUSSION AND ANALYSIS
FOR THE FISCAL YEAR ENDED JUNE 30, 2021

The table below shows the change in net position for fiscal years 2021 and 2020.

	Change in Net Position	
	Governmental Activities <u>2021</u>	Governmental Activities <u>2020</u>
<u>Revenues</u>		
Program revenues:		
Charges for services and sales	\$ 1,461,076	\$ 1,351,109
Operating grants and contributions	1,016,962	617,882
General revenues:		
Property taxes	14,438,169	9,838,778
Payment in lieu of taxes	740	14,426
Grants and entitlements	2,442,904	2,362,194
Investment earnings	30,918	459,954
Other	90,392	99,624
Total revenues	<u>19,481,161</u>	<u>14,743,967</u>
<u>Expenses</u>		
Program expenses:		
Instruction:		
Regular	3,693,296	3,472,805
Special	1,316,850	1,646,565
Vocational	1,368	18,584
Other	162,399	118,720
Support services:		
Pupil	491,474	442,284
Instructional staff	633,684	510,615
Board of education	37,261	38,203
Administration	1,640,536	1,420,050
Fiscal	390,969	395,430
Business	-	17,026
Operations and maintenance	1,380,984	431,433
Pupil transportation	481,706	482,014
Central	192,960	26,736
Operation of non-instructional services:		
Food service operations	196,202	180,896
Extracurricular activities	510,703	408,370
Interest and fiscal charges	911,158	539,628
Total expenses	<u>12,041,550</u>	<u>10,149,359</u>
Change in net position	7,439,611	4,594,608
Net position at beginning of year	<u>8,341,915</u>	<u>3,747,307</u>
Net position at end of year	<u>\$ 15,781,526</u>	<u>\$ 8,341,915</u>

**CONOTTON VALLEY UNION LOCAL SCHOOL DISTRICT
CARROLL COUNTY, OHIO**

**MANAGEMENT’S DISCUSSION AND ANALYSIS
FOR THE FISCAL YEAR ENDED JUNE 30, 2021**

Governmental Activities

Net position of the District’s governmental activities increased \$7,439,611. Total governmental expenses of \$12,041,550 were offset by program revenues of \$2,478,038 and general revenues of \$17,003,123. Program revenues supported 20.58% of the total governmental expenses.

Overall, expenses of the governmental activities increased \$1,892,191 or 18.64%.

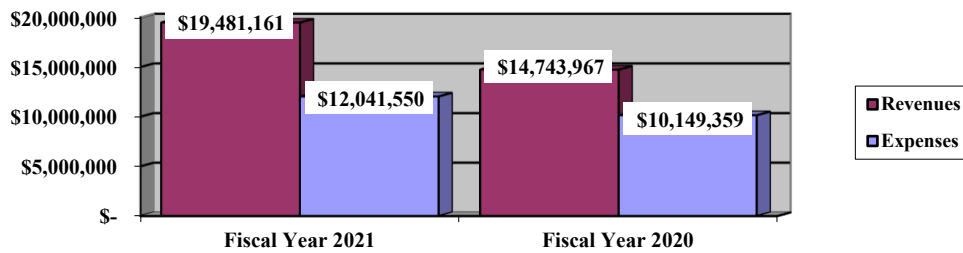
On an accrual basis, the District reported \$1,766,836 and \$1,349,713 in pension expense for fiscal year 2021 and 2020, respectively. In addition, the District reported \$61,449 and (\$15,392) in OPEB expense for fiscal year 2021 and 2019, respectively. The increase in the net pension expense and the OPEB expense from fiscal year 2020 to fiscal year 2021 was \$493,964. This increase is primarily the result of the benefit changes by the retirement systems. Fluctuations in the pension and OPEB expense makes it difficult to compare financial information between years. Pension and OPEB expense are components of program expenses reported on the statement of activities. The District’s total expenses for fiscal year 2021 are comparable to total fiscal year 2020 expenses.

The primary sources of revenue for governmental activities are derived from property taxes, payment in lieu of taxes, and unrestricted grants and entitlements. These revenue sources represent 86.66% of total governmental revenue.

The largest expense of the District is for instructional programs. Instruction expenses totaled \$5,173,913 or 42.97% of total governmental expenses for fiscal year 2021.

The graph below presents the District’s governmental activities revenue and expenses for fiscal years 2021 and 2020.

Governmental Activities - Revenues and Expenses



THIS SPACE INTENTIONALLY LEFT BLANK

**CONOTTON VALLEY UNION LOCAL SCHOOL DISTRICT
CARROLL COUNTY, OHIO**

**MANAGEMENT'S DISCUSSION AND ANALYSIS
FOR THE FISCAL YEAR ENDED JUNE 30, 2021**

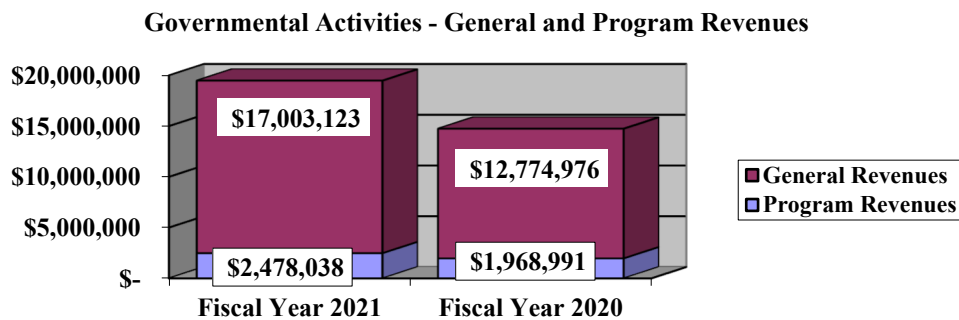
The statement of activities shows the cost of program services and the charges for services and grants offsetting those services. The following table shows, for governmental activities, the total cost of services and the net cost of services. That is, it identifies the cost of these services supported by tax revenue and unrestricted State grants and entitlements. The total and net costs of services for fiscal years 2021 and 2020 are presented below.

Governmental Activities

	Total Cost of Services <u>2021</u>	Net Cost of Services <u>2021</u>	Total Cost of Services <u>2020</u>	Net Cost of Services <u>2020</u>
Program expenses				
Instruction:				
Regular	\$ 3,693,296	\$ 2,623,314	\$ 3,472,805	\$ 2,544,641
Special	1,316,850	468,482	1,646,565	939,320
Vocational	1,368	(12,352)	18,584	4,864
Other	162,399	162,399	118,720	118,720
Support services:				
Pupil	491,474	442,516	442,284	442,284
Instructional staff	633,684	529,217	510,615	459,112
Board of education	37,261	37,261	38,203	38,203
Administration	1,640,536	1,640,536	1,420,050	1,420,050
Fiscal	390,969	390,969	395,430	395,430
Business	-	-	17,026	17,026
Operations and maintenance	1,380,984	1,319,801	431,433	421,347
Pupil transportation	481,706	475,341	482,014	477,465
Central	192,960	129,360	26,736	23,136
Operation of non-instructional services:				
Food service operations	196,202	20,310	180,896	9,983
Extracurricular activities	510,703	425,200	408,370	329,159
Interest and fiscal charges	911,158	911,158	539,628	539,628
Total expenses	\$ 12,041,550	\$ 9,563,512	\$ 10,149,359	\$ 8,180,368

The dependence upon tax and other general revenues for governmental activities is apparent as 62.66% of instruction activities are supported through taxes and other general revenues. For all governmental activities, general revenue support is 79.42%. The District's taxpayers and grants and entitlements not restricted to specific programs, as a whole, are by far the primary support for District's students.

The graph below presents the District's governmental activities revenue for fiscal years 2021 and 2020.



**CONOTTON VALLEY UNION LOCAL SCHOOL DISTRICT
CARROLL COUNTY, OHIO**

MANAGEMENT'S DISCUSSION AND ANALYSIS
FOR THE FISCAL YEAR ENDED JUNE 30, 2021

The District's Funds

The District's governmental funds reported a combined fund balance of \$19,350,279, which is \$10,145,819 lower than last year's total of \$29,496,098. The decrease in fund balance is a result of a significant increase in the District's facilities acquisition and construction expenditures during fiscal year 2021 due to the ongoing construction of the Rocket Center. The schedule below indicates the fund balance and the total change in fund balance as of June 30, 2021 and 2020.

	Fund Balance <u>June 30, 2021</u>	(Deficit) Fund Balance <u>June 30, 2020</u>	<u>Change</u>	Percentage <u>Change</u>
General	\$ 7,146,921	\$ 7,496,761	\$ (349,840)	(4.67) %
Permanent Improvement	3,534,766	1,832,917	1,701,849	92.85 %
Building	8,412,132	20,167,409	(11,755,277)	(58.29) %
Nonmajor Governmental	<u>256,460</u>	<u>(989)</u>	<u>257,449</u>	(26,031.24) %
Total	<u>\$ 19,350,279</u>	<u>\$ 29,496,098</u>	<u>\$(10,145,819)</u>	(34.40) %

General Fund

The District's general fund balance decreased \$349,840.

The table that follows assists in illustrating the financial activities and fund balance of the general fund.

	2021 <u>Amount</u>	2020 <u>Amount</u>	<u>Change</u>	Percentage <u>Change</u>
<u>Revenues</u>				
Taxes	\$ 7,476,857	\$ 8,522,810	\$ (1,045,953)	(12.27) %
PILOT	740	14,426	(13,686)	(94.87) %
Intergovernmental	2,529,794	2,494,331	35,463	1.42 %
Investment earnings	44,893	447,458	(402,565)	(89.97) %
Tuition and fees	1,315,265	1,168,976	146,289	12.51 %
Other revenues	<u>164,089</u>	<u>169,900</u>	<u>(5,811)</u>	(3.42) %
Total	<u>\$ 11,531,638</u>	<u>\$ 12,817,901</u>	<u>\$ (1,286,263)</u>	(10.03) %
<u>Expenditures</u>				
Instruction	\$ 4,239,432	\$ 4,548,445	\$ (309,013)	(6.79) %
Support services	4,489,558	4,293,426	196,132	4.57 %
Extracurricular activities	316,582	261,589	54,993	21.02 %
Facilities acquisition and construction	431,450	137,670	293,780	213.39 %
Debt service	<u>225,451</u>	<u>1,245,935</u>	<u>(1,020,484)</u>	(81.91) %
Total	<u>\$ 9,702,473</u>	<u>\$ 10,487,065</u>	<u>\$ (784,592)</u>	(7.48) %

Revenues of the general fund decreased \$1,286,263 or 10.03%. Payment in lieu of taxes decreased \$13,686 or 94.87% due to a reduction of PILOT's received during fiscal year 2021 compared to fiscal year 2020. Earnings on investment decreased \$402,565 or 89.97% primarily due to decreased interest rates in fiscal year 2021.

**CONOTTON VALLEY UNION LOCAL SCHOOL DISTRICT
CARROLL COUNTY, OHIO**

**MANAGEMENT'S DISCUSSION AND ANALYSIS
FOR THE FISCAL YEAR ENDED JUNE 30, 2021**

Expenditures of the general fund decreased \$784,592 or 7.48%. Extracurricular activities increased \$54,993 or 21.02% due to a reduction of extracurricular activities in fiscal year 2020 as a result of the COVID-19 pandemic. Facilities acquisition and construction increased \$293,780 or 213.39% due to the District expensing more capital related expenditures out of the general fund in fiscal year 2021. Debt service expenditures decreased \$1,020,484 or 81.91% due to principal and interest payments on certificates of participation that were paid out of the general fund during fiscal year 2020.

Permanent Improvement Fund

The permanent improvement fund had \$3,149,349 in revenues and other financing sources and \$1,447,500 in expenditures. During fiscal year 2021, the permanent improvement fund's fund balance increased \$1,701,849. The increase in fund balance is primarily due to transfers in from the general fund of \$2,050,000 during fiscal year 2021.

Building Fund

The building fund had \$1 in revenues \$11,755,278 in expenditures. During fiscal year 2021, the building fund's fund balance decreased \$11,755,277. The decrease in fund balance is primarily due expenditures related to the District's Rocket Center project in progress.

General Fund Budgeting Highlights

The District's budget is prepared according to Ohio law and is based on accounting for certain transactions on a basis of cash receipts, disbursements and encumbrances. The most significant budgeted fund is the general fund.

For the general fund, final budgeted revenues and other financing sources were \$12,845,695, which was equal to the original budgeted revenues and other financing sources. Actual revenues and other financing sources for fiscal year 2021 were \$11,953,279, which was \$892,416 less than the final budgeted revenues and other financing sources.

General fund original appropriations were \$10,449,463. Final appropriations and other financing uses of \$10,509,756 were \$60,293 more than the original appropriations. The actual budget basis expenditures and other financing uses for fiscal year 2021 totaled \$12,452,866 and were \$1,943,110 greater than the final budgeted appropriations and other financing uses.

Capital Assets and Debt Administration

Capital Assets

At the end of fiscal year 2021, the District had \$22,047,201 invested in land, construction in progress, land improvements, buildings and improvements, furniture and equipment, and vehicles. This entire amount is reported in governmental activities.

THIS SPACE INTENTIONALLY LEFT BLANK

**CONOTTON VALLEY UNION LOCAL SCHOOL DISTRICT
CARROLL COUNTY, OHIO**

MANAGEMENT'S DISCUSSION AND ANALYSIS
FOR THE FISCAL YEAR ENDED JUNE 30, 2021

The following table shows June 30, 2021 balances compared to June 30, 2020:

**Capital Assets at June 30
(Net of Depreciation)**

	Governmental Activities	
	2021	2020
Land	\$ 118,010	\$ 118,010
Construction in progress	14,373,012	2,678,738
Land improvements	3,219,874	2,813,600
Building and improvements	3,368,847	3,218,217
Furniture and equipment	603,424	693,814
Vehicles	364,034	374,443
Total	\$ 22,047,201	\$ 9,896,822

Total additions to capital assets for 2021 were \$12,531,498. Depreciation expense for fiscal year 2021 was \$381,119. Overall, capital assets of the District increased \$12,150,379. See Note 7 to the basic financial statements for additional information on the District's capital assets.

Debt Administration

At June 30, 2021, the District had \$69,453 in capital lease obligations, \$73,288 in H.B. 264 and \$23,040,000 in certificates of participation outstanding; of this amount, \$618,059 is due within one year and \$22,564,682 is due in more than one year.

The following table provides a summary of the District's long-term obligations outstanding at June 30, 2021 and 2020:

	Governmental Activities 2021	Governmental Activities 2020
Capital lease	\$ 69,453	\$ 119,331
HB 264 Loan	73,288	93,997
Certificates of participation	23,040,000	23,555,000
Total	\$ 23,182,741	\$ 23,768,328

For further information regarding the District's long-term obligations, refer to Note 9 in the basic financial statements.

At June 30, 2021, the District's overall legal voted debt margin was \$31,359,360, with an unvoted debt margin of \$348,437.

Current Financial Related Activities

For fiscal year 2022, the District will be able to meet its obligations. The District relies upon property taxes and the State foundation program. The District's property tax revenue collection is expected to increase slightly in fiscal year 2022. This tax revenue, along with the District's cash balance, will provide the District with the necessary funds to meet its operating expenses in fiscal year 2022.

**CONOTTON VALLEY UNION LOCAL SCHOOL DISTRICT
CARROLL COUNTY, OHIO**

**MANAGEMENT'S DISCUSSION AND ANALYSIS
FOR THE FISCAL YEAR ENDED JUNE 30, 2021**

Contacting the District's Financial Management

This financial report is designed to provide our citizens, taxpayers, investors and creditors with a general overview of the District's finances and to show the District's accountability for the money it receives. If you have questions about this report or need additional financial information contact Ms. Denise Ketchum, Treasurer, Conotton Valley Union Local School District, 21 Mound Street, P.O. Box 187, Sherrodsville, Ohio 44675.

BASIC
FINANCIAL STATEMENTS

**CONOTTON VALLEY UNION LOCAL SCHOOL DISTRICT
CARROLL COUNTY, OHIO**

STATEMENT OF NET POSITION
JUNE 30, 2021

	Governmental Activities
Assets:	
Equity in pooled cash and cash equivalents	\$ 21,136,707
Cash with fiscal agent	3
Receivables:	
Property taxes	16,189,386
Payment in lieu of taxes	6,732
Accounts	239
Accrued interest	8,762
Intergovernmental	51,764
Prepayments	42,661
Materials and supplies inventory	344
Inventory held for resale	1,015
Net OPEB asset	454,628
Capital assets:	
Nondepreciable capital assets	14,491,022
Depreciable capital assets, net	7,556,179
Capital assets, net	22,047,201
Total assets	59,939,442
Deferred outflows of resources:	
Pension	2,941,728
OPEB	543,155
Total deferred outflows of resources	3,484,883
Liabilities:	
Accounts payable	90,751
Contracts payable	1,359,416
Accrued wages and benefits payable	608,976
Intergovernmental payable	26,477
Pension and postemployment benefits payable	170,206
Accrued interest payable	80,469
Long-term liabilities:	
Due within one year	655,576
Due in more than one year:	
Net pension liability	8,738,014
Net OPEB liability	813,489
Other amounts due in more than one year	24,457,763
Total liabilities	37,001,137
Deferred inflows of resources:	
Property taxes levied for the next fiscal year	9,639,048
Payment in lieu of taxes levied for the next fiscal year	6,012
Pension	40,021
OPEB	956,581
Total deferred inflows of resources	10,641,662
Net position:	
Net investment in capital assets	5,716,637
Restricted for:	
Capital projects	2,762,344
State funded programs	241,046
Federally funded programs	5,629
Extracurricular activities	45,961
Other purposes	269
Unrestricted	7,009,640
Total net position	\$ 15,781,526

SEE ACCOMPANYING NOTES TO THE BASIC FINANCIAL STATEMENTS

**CONOTTON VALLEY UNION LOCAL SCHOOL DISTRICT
CARROLL COUNTY, OHIO**

STATEMENT OF ACTIVITIES
FOR THE FISCAL YEAR ENDED JUNE 30, 2021

	Program Revenues		Net (Expense) Revenue and Changes in Net Position	
Expenses	Charges for Services and Sales	Operating Grants and Contributions	Governmental Activities	
Governmental activities:				
Instruction:				
Regular	\$ 3,693,296	\$ 857,770	\$ 212,212	\$ (2,623,314)
Special	1,316,850	457,495	390,873	(468,482)
Vocational	1,368	-	13,720	12,352
Other	162,399	-	-	(162,399)
Support services:				
Pupil	491,474	-	48,958	(442,516)
Instructional staff	633,684	55,902	48,565	(529,217)
Board of education	37,261	-	-	(37,261)
Administration	1,640,536	-	-	(1,640,536)
Fiscal	390,969	-	-	(390,969)
Operations and maintenance	1,380,984	-	61,183	(1,319,801)
Pupil transportation	481,706	-	6,365	(475,341)
Central	192,960	-	63,600	(129,360)
Operation of non-instructional services:				
Food service operations	196,202	7,711	168,181	(20,310)
Extracurricular activities	510,703	82,198	3,305	(425,200)
Interest and fiscal charges	911,158	-	-	(911,158)
Total governmental activities	<u>\$ 12,041,550</u>	<u>\$ 1,461,076</u>	<u>\$ 1,016,962</u>	<u>(9,563,512)</u>
General revenues:				
Property taxes levied for:				
General purposes			12,764,693	
Capital outlay			1,673,476	
Payments in lieu of taxes			740	
Grants and entitlements not restricted to specific programs			2,442,904	
Investment earnings			30,918	
Miscellaneous			90,392	
Total general revenues:			<u>17,003,123</u>	
Change in net position			7,439,611	
Net position at beginning of year			<u>8,341,915</u>	
Net position at end of year			<u>\$ 15,781,526</u>	

SEE ACCOMPANYING NOTES TO THE BASIC FINANCIAL STATEMENTS

**CONOTTON VALLEY UNION LOCAL SCHOOL DISTRICT
CARROLL COUNTY, OHIO**

BALANCE SHEET
GOVERNMENTAL FUNDS
JUNE 30, 2021

	General	Permanent Improvement	Building	Nonmajor Governmental Funds	Total Governmental Funds
Assets:					
Equity in pooled cash and cash equivalents	\$ 7,491,099	\$ 3,560,549	\$ 9,771,545	\$ 313,514	\$ 21,136,707
Cash with fiscal agent	-	-	3	-	3
Receivables:					
Property taxes	14,486,200	1,703,186	-	-	16,189,386
Payment in lieu of taxes	6,732	-	-	-	6,732
Accounts	239	-	-	-	239
Accrued interest	8,762	-	-	-	8,762
Interfund loans	17,036	-	-	-	17,036
Intergovernmental	1,167	-	-	50,597	51,764
Prepayments	42,600	-	-	61	42,661
Materials and supplies inventory	-	-	-	344	344
Inventory held for resale	-	-	-	1,015	1,015
Total assets	<u>\$ 22,053,835</u>	<u>\$ 5,263,735</u>	<u>\$ 9,771,548</u>	<u>\$ 365,531</u>	<u>\$ 37,454,649</u>
Liabilities:					
Accounts payable	\$ 10,751	\$ 80,000	\$ -	\$ -	\$ 90,751
Contracts payable	-	-	1,359,416	-	1,359,416
Accrued wages and benefits payable	569,433	-	-	39,543	608,976
Intergovernmental payable	25,937	-	-	540	26,477
Pension and postemployment benefits payable	168,851	-	-	1,355	170,206
Interfund loans payable	-	-	-	17,036	17,036
Total liabilities	<u>774,972</u>	<u>80,000</u>	<u>1,359,416</u>	<u>58,474</u>	<u>2,272,862</u>
Deferred inflows of resources:					
Property taxes levied for the next fiscal year	8,649,265	989,783	-	-	9,639,048
Payment in lieu of taxes levied for the next fiscal year	6,012	-	-	-	6,012
Delinquent property tax revenue not available	5,472,872	659,186	-	-	6,132,058
Intergovernmental revenue not available	-	-	-	50,597	50,597
Accrued interest not available	3,793	-	-	-	3,793
Total deferred inflows of resources	<u>14,131,942</u>	<u>1,648,969</u>	<u>-</u>	<u>50,597</u>	<u>15,831,508</u>
Fund balances:					
Nonspendable:					
Materials and supplies inventory	-	-	-	344	344
Prepays	42,600	-	-	61	42,661
Restricted:					
Capital improvements	-	3,534,766	8,412,132	-	11,946,898
Food service operations	-	-	-	11,384	11,384
State funded programs	-	-	-	241,046	241,046
Extracurricular activities	-	-	-	45,961	45,961
Other purposes	-	-	-	269	269
Assigned:					
Student instruction	105,862	-	-	-	105,862
Student and staff support	213,845	-	-	-	213,845
Extracurricular activities	15,000	-	-	-	15,000
Facilities acquisition and construction	47,950	-	-	-	47,950
Unassigned (deficit)	6,721,664	-	-	(42,605)	6,679,059
Total fund balances	<u>7,146,921</u>	<u>3,534,766</u>	<u>8,412,132</u>	<u>256,460</u>	<u>19,350,279</u>
Total liabilities, deferred inflows and fund balances	<u>\$ 22,053,835</u>	<u>\$ 5,263,735</u>	<u>\$ 9,771,548</u>	<u>\$ 365,531</u>	<u>\$ 37,454,649</u>

SEE ACCOMPANYING NOTES TO THE BASIC FINANCIAL STATEMENTS

**CONOTTON VALLEY UNION LOCAL SCHOOL DISTRICT
CARROLL COUNTY, OHIO**

RECONCILIATION OF TOTAL GOVERNMENTAL FUND BALANCES TO
NET POSITION OF GOVERNMENTAL ACTIVITIES
JUNE 30, 2021

Total governmental fund balances		\$	19,350,279
<i>Amounts reported for governmental activities on the statement of net position are different because:</i>			
Capital assets used in governmental activities are not financial resources and therefore are not reported in the funds.			22,047,201
Other long-term assets are not available to pay for current-period expenditures and therefore are deferred inflows in the funds.			
Property taxes receivable	\$	6,132,058	
Accrued interest receivable		3,793	
Intergovernmental receivable		50,597	
Total		50,597	6,186,448
Unamortized premiums on bonds issued are not recognized in the funds.			(1,633,240)
Accrued interest payable is not due and payable in the current period and therefore is not reported in the funds.			(80,469)
The net pension/OPEB assets & liabilities are not due and payable in the current period; therefore, the assets, liabilities and related deferred inflows/outflows are not reported in governmental funds.			
Deferred outflows - pension		2,941,728	
Deferred inflows - pension		(40,021)	
Net pension liability		(8,738,014)	
Deferred outflows - OPEB		543,155	
Deferred inflows - OPEB		(956,581)	
Net OPEB asset		454,628	
Net OPEB liability		(813,489)	
Total		(813,489)	(6,608,594)
Long-term liabilities, including bonds payable, are not due and payable in the current period and therefore are not reported in the funds.			
Certificates of participation		(23,040,000)	
Capital lease obligations		(69,453)	
HB 264 loan		(73,288)	
Compensated absences		(297,358)	
Total		(23,480,099)	(23,480,099)
Net position of governmental activities		\$	<u>15,781,526</u>

SEE ACCOMPANYING NOTES TO THE BASIC FINANCIAL STATEMENTS

**CONOTTON VALLEY UNION LOCAL SCHOOL DISTRICT
CARROLL COUNTY, OHIO**

STATEMENT OF REVENUES, EXPENDITURES AND CHANGES IN FUND BALANCES
GOVERNMENTAL FUNDS
FOR THE FISCAL YEAR ENDED JUNE 30, 2021

	<u>General</u>	<u>Permanent Improvement</u>	<u>Building</u>	<u>Nonmajor Governmental Funds</u>	<u>Total Governmental Funds</u>
Revenues:					
Property taxes	\$ 7,476,857	\$ 1,051,059	\$ -	\$ -	\$ 8,527,916
Intergovernmental	2,529,794	48,290	-	827,880	3,405,964
Investment earnings	44,893	-	1	-	44,894
Tuition and fees	1,315,265	-	-	-	1,315,265
Extracurricular	17,795	-	-	64,403	82,198
Charges for services	55,902	-	-	7,711	63,613
Contributions and donations	620	-	-	2,120	2,740
Payment in lieu of taxes	740	-	-	-	740
Miscellaneous	89,772	-	-	1,185	90,957
Total revenues	<u>11,531,638</u>	<u>1,099,349</u>	<u>1</u>	<u>903,299</u>	<u>13,534,287</u>
Expenditures:					
Current:					
Instruction:					
Regular	3,194,067	-	-	19,071	3,213,138
Special	883,930	-	-	237,919	1,121,849
Other	161,435	-	-	-	161,435
Support services:					
Pupil	376,031	-	-	52,092	428,123
Instructional staff	516,525	-	-	40,273	556,798
Board of education	20,853	-	-	-	20,853
Administration	1,411,714	-	-	-	1,411,714
Fiscal	350,865	24,539	-	-	375,404
Operations and maintenance	1,269,690	80,000	-	55,724	1,405,414
Pupil transportation	410,920	-	-	-	410,920
Central	132,960	-	-	60,000	192,960
Operation of non-instructional services					
Food service operations	-	-	-	176,202	176,202
Extracurricular activities	316,582	-	-	133,574	450,156
Facilities acquisition and constructor	431,450	-	11,755,278	-	12,186,728
Debt service:					
Principal retirement	120,587	465,000	-	-	585,587
Interest and fiscal charges	104,864	877,961	-	-	982,825
Total expenditures	<u>9,702,473</u>	<u>1,447,500</u>	<u>11,755,278</u>	<u>774,855</u>	<u>23,680,106</u>
Excess (deficiency) of revenues over (under) expenditures	<u>1,829,165</u>	<u>(348,151)</u>	<u>(11,755,277)</u>	<u>128,444</u>	<u>(10,145,819)</u>
Other financing sources (uses):					
Transfers in	-	2,050,000	-	129,005	2,179,005
Transfers (out)	(2,179,005)	-	-	-	(2,179,005)
Total other financing sources (uses)	<u>(2,179,005)</u>	<u>2,050,000</u>	<u>-</u>	<u>129,005</u>	<u>-</u>
Net change in fund balances	(349,840)	1,701,849	(11,755,277)	257,449	(10,145,819)
Fund balances (deficit) at beginning of year	7,496,761	1,832,917	20,167,409	(989)	29,496,098
Fund balances at end of year	<u>\$ 7,146,921</u>	<u>\$ 3,534,766</u>	<u>\$ 8,412,132</u>	<u>\$ 256,460</u>	<u>\$ 19,350,279</u>

SEE ACCOMPANYING NOTES TO THE BASIC FINANCIAL STATEMENTS

**CONOTTON VALLEY UNION LOCAL SCHOOL DISTRICT
CARROLL COUNTY, OHIO**

RECONCILIATION OF THE STATEMENT OF REVENUES, EXPENDITURES
AND CHANGES IN FUND BALANCES OF GOVERNMENTAL FUNDS
TO THE STATEMENT OF ACTIVITIES
FOR THE FISCAL YEAR ENDED JUNE 30, 2021

Net change in fund balances - total governmental funds	\$	(10,145,819)
<i>Amounts reported for governmental activities in the statement of activities are different because:</i>		
Governmental funds report capital outlays as expenditures. However, in the statement of activities, the cost of those assets is allocated over their estimated useful lives as depreciation expense.		
Capital asset additions	\$ 12,531,498	
Current year depreciation	(381,119)	
Total		12,150,379
Revenues in the statement of activities that do not provide current financial resources are not reported as revenues in the funds.		
Property taxes	5,910,253	
Earnings on investments	(13,976)	
Intergovernmental	50,597	
Total		5,946,874
Repayment of bond and capital lease principal is an expenditure in the governmental funds, but the repayment reduces long-term liabilities on the statement of net position.		
		585,587
In the statement of activities, interest is accrued on outstanding bonds, whereas in governmental funds, an interest expenditure is reported when due. The following items resulted in additional interest being reported in the statement of activities:		
Decrease in accrued interest payable	2,155	
Amortization of certificates of participation premiums	69,512	
Total		71,667
Contractually required contributions are reported as expenditures in governmental funds; however, the statement of net position reports these amounts as deferred outflows.		
Pension	703,338	
OPEB	20,581	
Total		723,919
Except for amounts reported as deferred inflows/outflows, changes in the net pension/OPEB liability/asset are reported as pension/OPEB expense in the statement of activities.		
Pension	(1,766,836)	
OPEB	(61,449)	
Total		(1,828,285)
Some expenses reported in the statement of activities, such as compensated absences, do not require the use of current financial resources and therefore are not reported as expenditures in governmental funds.		
		(64,711)
Change in net position of governmental activities	\$	7,439,611

SEE ACCOMPANYING NOTES TO THE BASIC FINANCIAL STATEMENTS

**CONOTTON VALLEY UNION LOCAL SCHOOL DISTRICT
CARROLL COUNTY, OHIO**

STATEMENT OF REVENUES, EXPENDITURES AND CHANGES IN
FUND BALANCE - BUDGET AND ACTUAL (NON-GAAP BUDGETARY BASIS)
GENERAL FUND
FOR THE FISCAL YEAR ENDED JUNE 30, 2021

	<u>Budgeted Amounts</u>			Variance with Final Budget Positive (Negative)
	<u>Original</u>	<u>Final</u>	<u>Actual</u>	
Revenues:				
Property taxes	\$ 8,773,328	\$ 8,773,328	\$ 7,668,995	\$ (1,104,333)
Intergovernmental	2,494,000	2,494,000	2,529,986	35,986
Investment earnings	200,000	200,000	118,264	(81,736)
Tuition and fees	1,167,000	1,167,000	1,315,265	148,265
Charges for services	51,000	51,000	55,902	4,902
Payment in lieu of taxes	8,000	8,000	5,700	(2,300)
Miscellaneous	95,000	95,000	90,032	(4,968)
Total revenues	<u>12,788,328</u>	<u>12,788,328</u>	<u>11,784,144</u>	<u>(1,004,184)</u>
Expenditures:				
Current:				
Instruction:				
Regular	3,421,595	3,421,595	3,237,218	184,377
Special	1,027,585	1,027,585	976,334	51,251
Other	133,690	133,690	166,435	(32,745)
Support services:				
Pupil	378,763	378,763	382,339	(3,576)
Instructional staff	514,177	528,470	533,716	(5,246)
Board of education	16,790	16,790	21,002	(4,212)
Administration	1,643,473	1,643,473	1,442,509	200,964
Fiscal	371,532	371,532	354,327	17,205
Business	18,000	18,000	-	18,000
Operations and maintenance	1,861,389	1,861,389	1,391,439	469,950
Pupil transportation	412,109	412,109	494,491	(82,382)
Central	31,700	31,700	143,195	(111,495)
Extracurricular activities	259,660	259,660	327,669	(68,009)
Facilities acquisition and construction	-	-	641,230	(641,230)
Debt service:				
Principal	50,000	50,000	50,000	-
Interest and fiscal charges	98,000	98,000	97,399	601
Total expenditures	<u>10,238,463</u>	<u>10,252,756</u>	<u>10,259,303</u>	<u>(6,547)</u>
Excess of revenues over expenditures	<u>2,549,865</u>	<u>2,535,572</u>	<u>1,524,841</u>	<u>(1,010,731)</u>
Other financing sources (uses):				
Refund of prior year's expenditures	-	-	152,294	152,294
Refund of prior year's receipts	(1,000)	(1,000)	-	1,000
Transfers (out)	(150,000)	(236,000)	(2,176,527)	(1,940,527)
Advances in	57,367	57,367	16,841	(40,526)
Advances (out)	(60,000)	(20,000)	(17,036)	2,964
Total other financing sources (uses)	<u>(153,633)</u>	<u>(199,633)</u>	<u>(2,024,428)</u>	<u>(1,824,795)</u>
Net change in fund balance	2,396,232	2,335,939	(499,587)	(2,835,526)
Fund balance at beginning of year	7,014,025	7,014,025	7,014,025	-
Prior year encumbrances appropriated	557,823	557,823	557,823	-
Fund balance at end of year	<u>\$ 9,968,080</u>	<u>\$ 9,907,787</u>	<u>\$ 7,072,261</u>	<u>\$ (2,835,526)</u>

SEE ACCOMPANYING NOTES TO THE BASIC FINANCIAL STATEMENTS

THIS PAGE IS INTENTIONALLY LEFT BLANK

**CONOTTON VALLEY UNION LOCAL SCHOOL DISTRICT
CARROLL COUNTY, OHIO**

NOTES TO THE BASIC FINANCIAL STATEMENTS
FOR THE FISCAL YEAR ENDED JUNE 30, 2021

NOTE 1 - DESCRIPTION OF THE SCHOOL DISTRICT

Conotton Valley Union Local School District (the "District") is a body politic and corporate established for the purpose of exercising the rights and privileges conveyed to it by the constitution and laws of the State of Ohio.

The District operates under a locally-elected five-member Board form of government and provides educational services as mandated by State and/or federal agencies. This Board controls the District's 1 instructional/support facility staffed by 7 administrators, 34 classified and 61 certified full-time teaching personnel, who provide services to approximately 545 students and other community members.

NOTE 2 - SUMMARY OF SIGNIFICANT ACCOUNTING POLICIES

The basic financial statements of the District have been prepared in conformity with accounting principles generally accepted in the United States of America (GAAP) as applied to governmental units. The Governmental Accounting Standards Board (GASB) is the accepted standard-setting body for establishing governmental accounting and financial reporting principles. The District's significant accounting policies are described below.

A. Reporting Entity

The reporting entity has been defined in accordance with GASB Statement No. 14, "The Financial Reporting Entity" as amended by GASB Statement No. 39, "Determining Whether Certain Organizations Are Component Units" and GASB Statement No. 61, "The Financial Reporting Entity: Omnibus an amendment of GASB Statements No. 14 and No. 34". The reporting entity is composed of the primary government and component units. The primary government consists of all funds, departments, boards and agencies that are not legally separate from the District. For the District, this includes general operations, food service, and student related activities of the District.

Component units are legally separate organizations for which the District is financially accountable. The District is financially accountable for an organization if the District appoints a voting majority of the organization's Governing Board and (1) the District is able to significantly influence the programs or services performed or provided by the organization; or (2) the District is legally entitled to or can otherwise access the organization's resources; or (3) the District is legally obligated or has otherwise assumed the responsibility to finance the deficits of, or provide financial support to, the organization; or (4) the District is obligated for the debt of the organization. Component units may also include organizations that are fiscally dependent on the District in that the District approves the budget, the issuance of debt or the levying of taxes. Certain organizations are also included as component units if the nature and significance of the relationship between the primary government and the organization is such that exclusion by the primary government would render the primary government's financial statements incomplete or misleading. Based upon the application of these criteria, the District has no component units. The basic financial statements of the reporting entity include only those of the District (the primary government).

The following organizations are described due to their relationship to the District:

JOINTLY GOVERNED ORGANIZATIONS

Ohio Mid-Eastern Regional Education Service Agency (OME-RESA)

OME-RESA is a computer service organization whose primary function is to provide information technology services to its member districts with the major emphasis being placed on accounting, payroll and inventory control services. Other areas of service provided by OME-RESA include pupil scheduling, attendance and grade reporting, career guidance services, special education records and test scoring.

**CONOTTON VALLEY UNION LOCAL SCHOOL DISTRICT
CARROLL COUNTY, OHIO**

NOTES TO THE BASIC FINANCIAL STATEMENTS
FOR THE FISCAL YEAR ENDED JUNE 30, 2021

NOTE 2 - SUMMARY OF SIGNIFICANT ACCOUNTING POLICIES - (Continued)

OME-RESA is one of 23 regional service organizations serving over 600 public districts in the State of Ohio that make up the Ohio Educational Computer network (OECN). These service organizations are known as Data Acquisition Sites. The OECN is a collective group of Data Acquisition Sites, authorized pursuant to Section 3301.075 of the Ohio Revised Code and their member districts. Such sites, in conjunction with the Ohio Department of Education (ODE), comprise a statewide delivery system to provide comprehensive, cost-efficient accounting and other administrative and instructional computer services for participating Ohio districts.

Major funding for this network is derived from the State of Ohio. In addition, a majority of the software utilized by the OME-RESA is developed by the ODE.

OME-RESA is owned and operated by 49 member districts in 10 different Ohio counties. The member districts are comprised of public districts and educational service centers. Each member district pays an annual fee for services provided by OME-RESA. OME-RESA is governed by a Board of Directors, which is selected by the member districts. Each member district has one vote in all matters and each member district's control over budgeting and financing of OME-RESA is limited to its voting authority and any representation it may have on the Board of Directors.

OME-RESA is located at 2023 Sunset Blvd., Steubenville, Ohio 43952. The Jefferson County Educational Service Center is one of OME-RESA's member districts and acts in the capacity of fiscal agent for OME-RESA.

INSURANCE PURCHASING POOLS

Workers' Compensation Group Rating Program

The District participates in the Ohio School Boards Association (OSBA) / Sedgwick, Inc. Workers' Compensation Group Rating Program (GRP). The GRP is sponsored by OSBA and administered by Sedgwick, Inc. The intent of the GRP is to achieve the benefit of a reduced premium for the District by virtue of its grouping and representation with other participants in the GRP. The District pays a fee to the GRP to cover the costs of administering the program.

B. Fund Accounting

The District uses funds to maintain its financial records during the year. A fund is defined as a fiscal and accounting entity with a self-balancing set of accounts. There are three categories of funds: governmental, proprietary and fiduciary. The District does not have proprietary funds.

GOVERNMENTAL FUNDS

Governmental funds are those through which most governmental functions typically are financed. Governmental fund reporting focuses on the sources, uses and balances of current financial resources. Expendable assets are assigned to the various governmental funds according to the purposes for which they may or must be used. Current liabilities are assigned to the fund from which they will be paid. The difference between governmental fund assets and deferred outflows of resources and liabilities and deferred inflows of resources is reported as fund balance. The following are the District's major governmental funds:

General fund - The general fund is used to account for and report all financial resources not accounted for and reported in another fund. The general fund balance is available for any purpose provided it is expended or transferred according to the general laws of Ohio.

Permanent improvement fund - The permanent improvement fund is used to account for all transactions related to the acquiring, constructing, or improving of such permanent improvements.

**CONOTTON VALLEY UNION LOCAL SCHOOL DISTRICT
CARROLL COUNTY, OHIO**

NOTES TO THE BASIC FINANCIAL STATEMENTS
FOR THE FISCAL YEAR ENDED JUNE 30, 2021

NOTE 2 - SUMMARY OF SIGNIFICANT ACCOUNTING POLICIES - (Continued)

Building fund - The building capital projects fund is used to account for the receipts and expenditures related to lease purchase agreements. Expenditures represent the cost of energy conservation measures.

Other governmental funds of the District are used to account for (a) financial resources that are restricted, committed, or assigned to expenditures for capital outlays including the acquisition or construction of capital facilities and other capital assets, (b) specific revenue sources that are restricted or committed to an expenditure for specified purposes other than debt service or capital projects and (c) financial resources that are restricted, committed, or assigned to expenditure for principal and interest.

FIDUCIARY FUNDS

Fiduciary fund reporting focuses on net position and changes in net position. The fiduciary fund category is split into four classifications: pension trust funds, investment trust funds, private-purpose trust funds and custodial funds. Trust funds are distinguished from custodial funds by the existence of a trust agreement or equivalent arrangements that have certain characteristics. Custodial funds are used to report fiduciary activities that are not required to be reported in a trust fund.

C. Basis of Presentation and Measurement Focus

Government-Wide Financial Statements - The statement of net position and the statement of activities display information about the District as a whole. These statements include the financial activities of the primary government, except for fiduciary funds.

The government-wide statement of activities presents a comparison between direct expenses and program revenues for each function or program of the governmental activities of the District. Direct expenses are those that are specifically associated with a service, program or department and therefore clearly identifiable to a particular function. Program revenues include amounts paid by the recipient of goods or services offered by the program and grants and contributions that are restricted to meeting the operational or capital requirements of a particular program. Revenues not classified as program revenues are presented as general revenues of the District.

The government-wide financial statements are prepared using the economic resources measurement focus. All assets and deferred outflows of resources and all liabilities and deferred inflows of resources associated with the operation of the District are included on the statement of net position.

Fund Financial Statements - Fund financial statements report detailed information about the District. The focus of governmental fund financial statements is on major funds rather than reporting funds by type. Each major fund is presented in a separate column, and all nonmajor funds are aggregated into one column. Fiduciary funds are reported by fund type.

All governmental funds are accounted for using a flow of current financial resources measurement focus. With this measurement focus, only current assets, deferred outflows of resources, current liabilities and deferred inflows of resources generally are included on the balance sheet. The statement of revenues, expenditures and changes in fund balances reports on the sources (i.e., revenues and other financing sources) and uses (i.e., expenditures and other financing uses) of current financial resources. This approach differs from the manner in which the governmental activities of the government-wide financial statements are prepared. Governmental fund financial statements therefore include a reconciliation with brief explanations to better identify the relationship between the government-wide statements and the statements for governmental funds.

Fiduciary funds present a statement of changes in fiduciary net position which reports additions to and deductions from custodial funds.

**CONOTTON VALLEY UNION LOCAL SCHOOL DISTRICT
CARROLL COUNTY, OHIO**

NOTES TO THE BASIC FINANCIAL STATEMENTS
FOR THE FISCAL YEAR ENDED JUNE 30, 2021

NOTE 2 - SUMMARY OF SIGNIFICANT ACCOUNTING POLICIES - (Continued)

D. Basis of Accounting

Basis of accounting determines when transactions are recorded in the financial records and reported on the financial statements. Government-wide financial statements are prepared using the accrual basis of accounting. Governmental funds use the modified accrual basis of accounting. Fiduciary funds also use the accrual basis of accounting.

Revenues - Exchange and Nonexchange Transactions - Revenue resulting from exchange transactions, in which each party gives and receives essentially equal value, is recorded on the accrual basis when the exchange takes place. On a modified accrual basis, revenue is recorded in the fiscal year in which the resources are measurable and become available. Available means that the resources will be collected within the current fiscal year or are expected to be collected soon enough thereafter to be used to pay liabilities of the current fiscal year. For the District, available means expected to be received within sixty days of fiscal year end.

Nonexchange transactions, in which the District receives value without directly giving equal value in return, include property taxes, grants, entitlements and donations. On an accrual basis, revenue from property taxes is recognized in the fiscal year for which the taxes are levied (See Note 5).

Revenue from grants, entitlements and donations is recognized in the fiscal year in which all eligibility requirements have been satisfied. Eligibility requirements include timing requirements, which specify the year when the resources are required to be used or the fiscal year when use is first permitted, matching requirements, in which the District must provide local resources to be used for a specified purpose and expenditure requirements, in which the resources are provided to the District on a reimbursement basis. On a modified accrual basis, revenue from nonexchange transactions must also be available before it can be recognized.

Under the modified accrual basis, the following revenue sources are considered to be both measurable and available at fiscal year-end: property taxes available as an advance, interest, tuition, grants, student fees and rentals.

Deferred Outflows of Resources and Deferred Inflows of Resources - In addition to assets, the government-wide statement of net position will report a separate section for deferred outflows of resources. Deferred outflows of resources represents a consumption of net position that applies to a future period and will not be recognized as an outflow of resources (expense/expenditure) until then. For the District, See Notes 11 and 12 for deferred outflows of resources related the District's net pension liability and net OPEB liability/asset respectively.

In addition to liabilities, both the government-wide statement of net position and the governmental fund financial statements report a separate section for deferred inflows of resources. Deferred inflows of resources represent an acquisition of net position that applies to a future period and will not be recognized as an inflow of resources (revenue) until that time. For the District, deferred inflows of resources include property taxes, payment in lieu of taxes, and unavailable revenue. Property taxes and payment in lieu of taxes represent amounts for which there is an enforceable legal claim as of June 30, 2021, but which were levied to finance fiscal year 2022 operations. These amounts have been recorded as a deferred inflow of resources on both the government-wide statement of net position and the governmental fund financial statements. Unavailable revenue is reported only on the governmental funds balance sheet and represents receivables which will not be collected within the available period. For the District unavailable revenue includes, but is not limited to, delinquent property taxes and intergovernmental grants. These amounts are deferred and recognized as an inflow of resources in the period the amounts become available.

For the District, See Notes 11 and 12 for deferred inflows of resources related to the District's net pension liability and net OPEB liability/asset, respectively. This deferred inflow of resources is only reported on the government-wide statement of net position.

**CONOTTON VALLEY UNION LOCAL SCHOOL DISTRICT
CARROLL COUNTY, OHIO**

NOTES TO THE BASIC FINANCIAL STATEMENTS
FOR THE FISCAL YEAR ENDED JUNE 30, 2021

NOTE 2 - SUMMARY OF SIGNIFICANT ACCOUNTING POLICIES - (Continued)

Expenses/Expenditures - On the accrual basis of accounting, expenses are recognized at the time they are incurred. The entitlement value of donated commodities used during the year is reported in the statement of revenues, expenditures and changes in fund balances as an expenditure with a like amount reported as intergovernmental revenue.

The measurement focus of governmental fund accounting is on decreases in net financial resources (expenditures) rather than expenses. Expenditures are generally recognized in the accounting period in which the related fund liability is incurred, if measurable. Allocations of cost, such as depreciation and amortization, are not recognized in governmental funds.

E. Budgets

The District is required by State statute to adopt an annual appropriated cash basis budget for all funds, except custodial funds. The specific timetable for fiscal year 2021 is as follows:

1. Prior to January 15, the Superintendent and Treasurer submit to the Board of Education a proposed operating budget for the fiscal year commencing the following July 1. The budget includes proposed expenditures and the means of financing for all funds. Public hearings are publicized and conducted to obtain taxpayers' comments. The purpose of this budget document is to reflect the need for existing (or increased) tax rates.
2. By no later than January 20, the Board-adopted budget is filed with the Harrison County Budget Commission for tax rate determination. The Harrison County Budget Commission waived this requirement for fiscal year 2021.
3. Prior to April 1, the Board of Education accepts, by formal resolution, the tax rates as determined by the Budget Commission and receives the Commission's certificate of estimated resources which states the projected revenue of each fund. Prior to July 1, the District must revise its budget so that total contemplated expenditures from any fund during the ensuing year will not exceed the amount stated in the certificate of estimated resources. The revised budget then serves as a basis for the appropriation measure. On or about July 1, the certificate is amended to include any unencumbered balances from the preceding year as reported by the District Treasurer. The certificate may be further amended during the year if projected increases or decreases in revenue are identified by the District Treasurer. The budget figures, as shown in the accompanying budgetary statement, reflect the amounts set forth in the original and final certificate of estimated resources issued for fiscal year 2021.
4. By July 1, the annual appropriation resolution is legally enacted by the Board of Education at the fund level of expenditures for the general fund and for all other funds, which is the legal level of budgetary control. State statute permits a temporary appropriation to be effective until no later than October 1 of each year. Resolution appropriations by fund must be within the estimated resources as certified by the County Budget Commission and the total of expenditures and encumbrances may not exceed the appropriation totals.
5. Any revisions that alter the total of any fund appropriation must be approved by the Board of Education.
6. Formal budgetary integration is employed as a management control device during the year for all funds consistent with statutory provisions. All funds completed the year within the amount of their legally authorized cash basis appropriation.
7. Appropriation amounts are as originally adopted, or as amended by the Board of Education through the year by supplemental appropriations, which either reallocated or increased the original appropriated amounts. All supplemental appropriations were legally enacted by the Board prior to June 30, 2021; however, none of these amendments were significant.

**CONOTTON VALLEY UNION LOCAL SCHOOL DISTRICT
CARROLL COUNTY, OHIO**

NOTES TO THE BASIC FINANCIAL STATEMENTS
FOR THE FISCAL YEAR ENDED JUNE 30, 2021

NOTE 2 - SUMMARY OF SIGNIFICANT ACCOUNTING POLICIES - (Continued)

8. Unencumbered appropriations lapse at year end. Encumbered appropriations are carried forward to the succeeding fiscal year and need not be re-appropriated. Expenditures plus encumbrances may not legally exceed budgeted appropriations at the fund level.

F. Cash and Investments

To improve cash management, cash received by the District is pooled in a central bank account. Monies for all funds are maintained in this pool. Individual fund integrity is maintained through the District's records. Each fund's interest in the pool is presented as "equity in pooled cash and cash equivalents" on the basic financial statements.

During fiscal year 2021, investments were limited to commercial paper, negotiable certificates of deposit, US Treasury notes, US Treasury bills, US Government money markets, and State Treasury Asset Reserve of Ohio (STAR Ohio). Negotiable certificates of deposit are reported at cost.

During fiscal year 2021, the District invested in STAR Ohio. STAR Ohio (the State Treasury Asset Reserve of Ohio), is an investment pool managed by the State Treasurer's Office which allows governments within the State to pool their funds for investment purposes. STAR Ohio is not registered with the SEC as an investment company, but has adopted Governmental Accounting Standards Board (GASB), Statement No. 79, "Certain External Investment Pools and Pool Participants." The District measures its investment in STAR Ohio at the net asset value (NAV) per share provided by STAR Ohio. The NAV per share is calculated on an amortized cost basis that provides an NAV per share that approximates fair value.

For fiscal year 2021, there were no limitations or restrictions on any participant withdrawals due to redemption notice periods, liquidity fees, or redemption gates. However, notice must be given 24 hours in advance of all deposits and withdrawals exceeding \$100 million. STAR Ohio reserves the right to limit the transaction to \$250 million, requiring the excess amount to be transacted the following business day(s), but only to the \$250 million limit. All accounts of the participant will be combined for these purposes.

Under existing Ohio statutes all investment earnings are assigned to the general fund unless statutorily required to be credited to a specific fund. By policy of the Board of Education, investment earnings are assigned to the general fund, the building fund and the private-purpose trust funds. Interest revenue credited to the general fund during fiscal year 2021 amounted to \$44,893, which includes \$31,578 assigned from other District funds.

For presentation on the basic financial statements, investments of the cash management pool and investments with original maturities of three months or less at the time they are purchased by the District are considered to be cash equivalents. Investments with an initial maturity of more than three months are reported as investments.

An analysis of the District's investment account at year end is provided in Note 4.

G. Inventory

On government-wide and fund financial statements, purchased inventories are presented at the lower of cost or market and donated commodities are presented at their entitlement value. Inventories are recorded on a first-in, first-out basis and are expensed when used. Inventories are accounted for using the consumption method.

Inventory consists of expendable supplies held for consumption, donated food and purchased food.

**CONOTTON VALLEY UNION LOCAL SCHOOL DISTRICT
CARROLL COUNTY, OHIO**

NOTES TO THE BASIC FINANCIAL STATEMENTS
FOR THE FISCAL YEAR ENDED JUNE 30, 2021

NOTE 2 - SUMMARY OF SIGNIFICANT ACCOUNTING POLICIES - (Continued)

H. Capital Assets

General capital assets are those assets specifically related to governmental activities. These assets generally result from expenditures in the governmental funds. These assets are reported in the governmental activities column of the government-wide statement of net position, but are not reported in the fund financial statements.

All capital assets are capitalized at cost (or estimated historical cost) and updated for additions and deductions during the year. Donated capital assets are recorded at their acquisition values as of the date received. The District maintains a capitalization threshold of \$5,000. Improvements are capitalized; the costs of normal maintenance and repairs that do not add to the value of the asset or materially extend an asset's life are not. The District does not possess infrastructure.

All reported capital assets except land and construction in progress are depreciated. Improvements are depreciated over the remaining useful lives of the related capital assets. Depreciation is computed using the straight-line method over the following useful lives:

Description	Governmental Activities Estimated Lives
Land improvements	5 - 20 years
Buildings and improvements	20 - 50 years
Furniture and equipment	5 - 20 years
Vehicles	6 - 10 years

I. Interfund Balances

On the fund financial statements, receivables and payables resulting from short-term interfund loans are classified as "interfund receivables/payables". These amounts are eliminated in the governmental type activities columns of the statement of net position.

J. Compensated Absences

Compensated absences of the District consist of vacation leave and sick leave to the extent that payments to the employee for these absences are attributable to services already rendered and are not contingent on a specific event that is outside the control of the District and the employee.

In accordance with the provisions of GASB Statement No. 16, "Accounting for Compensated Absences", a liability for vacation leave is accrued if a) the employees' rights to payment are attributable to services already rendered; and b) it is probable that the employer will compensate the employees for the benefits through paid time off or other means, such as cash payment at termination or retirement. An accrual for earned sick leave is made to the extent that it is probable that the benefits will result in termination (severance) payments. A liability for sick leave is accrued using the vesting method; i.e., the liability is based on the sick leave accumulated at June 30, 2021, by those employees who are currently eligible to receive termination (severance) payments, as well as those employees expected to become eligible in the future. For purposes of establishing a liability for sick leave on employees expected to become eligible to retire in the future, all employees age fifty or greater with at least ten years of service and employees at any age with twenty years of service were considered expected to become eligible to retire in accordance with GASB Statement No. 16.

The total liability for vacation and sick leave payments has been calculated using pay rates in effect at June 30, 2021, and reduced to the maximum payment allowed by labor contract and/or statute, plus any applicable additional salary related payments.

**CONOTTON VALLEY UNION LOCAL SCHOOL DISTRICT
CARROLL COUNTY, OHIO**

NOTES TO THE BASIC FINANCIAL STATEMENTS
FOR THE FISCAL YEAR ENDED JUNE 30, 2021

NOTE 2 - SUMMARY OF SIGNIFICANT ACCOUNTING POLICIES - (Continued)

The entire compensated absence liability is reported on the government-wide financial statements.

For governmental fund financial statements, compensated absences are recognized as liabilities and expenditures as payments come due each period upon the occurrence of employee resignations and retirements.

K. Accrued Liabilities and Long-Term Obligations

All payables, accrued liabilities and long-term obligations are reported in the government-wide financial statements.

In general, governmental fund payables and accrued liabilities that, once incurred, are paid in a timely manner and in full from current financial resources, are reported as obligations of the funds. However, compensated absences that will be paid from governmental funds are reported as a liability in the fund financial statements only to the extent that they are due for payment during the current year. Capital leases and certificates of participation are recognized as a liability on the fund financial statements when due. Net pension/OPEB liability should be recognized in the governmental funds to the extent that benefit payments are due and payable and the pension/OPEB plan's fiduciary net position is not sufficient for payment of those benefits.

L. Fund Balance

Fund balance is divided into five classifications based primarily on the extent to which the District is bound to observe constraints imposed upon the use of the resources in the governmental funds. The classifications are as follows:

Nonspendable - The nonspendable fund balance classification includes amounts that cannot be spent because they are not in spendable form or legally required to be maintained intact. The "not in spendable form" criterion includes items that are not expected to be converted to cash. It also includes the long-term amount of loans receivable.

Restricted - Fund balance is reported as restricted when constraints are placed on the use of resources that are either externally imposed by creditors (such as through debt covenants), grantors, contributors, or laws or regulations of other governments, or imposed by law through constitutional provisions or enabling legislation.

Committed - The committed fund balance classification includes amounts that can be used only for the specific purposes imposed by a formal action (resolution) of the District Board of Education (the highest level of decision making authority). Those committed amounts cannot be used for any other purpose unless the District Board of Education removes or changes the specified use by taking the same type of action (resolution) it employed to previously commit those amounts. Committed fund balance also incorporates contractual obligations to the extent that existing resources in the fund have been specifically committed for use in satisfying those contractual requirements.

Assigned - Amounts in the assigned fund balance classification are intended to be used by the District for specific purposes, but do not meet the criteria to be classified as restricted nor committed. In governmental funds other than the general fund, assigned fund balance represents the remaining amount that is not restricted or committed. In the general fund, assigned amounts represent intended uses established by policies of the District Board of Education, which includes giving the Treasurer the authority to constrain monies for intended purposes.

Unassigned - Unassigned fund balance is the residual classification for the general fund and includes all spendable amounts not contained in the other classifications. In other governmental funds, the unassigned classification is only used to report a deficit fund balance resulting from overspending for specific purposes for which amounts had been restricted, committed, or assigned.

**CONOTTON VALLEY UNION LOCAL SCHOOL DISTRICT
CARROLL COUNTY, OHIO**

**NOTES TO THE BASIC FINANCIAL STATEMENTS
FOR THE FISCAL YEAR ENDED JUNE 30, 2021**

NOTE 2 - SUMMARY OF SIGNIFICANT ACCOUNTING POLICIES - (Continued)

The District applies restricted resources first when expenditures are incurred for purposes for which restricted and unrestricted (committed, assigned, and unassigned) fund balance is available. Similarly, within unrestricted fund balance, committed amounts are reduced first followed by assigned, and then unassigned amounts when expenditures are incurred for purposes for which amounts in any of the unrestricted fund balance classifications could be used.

M. Net Position

Net position represents the difference between assets and deferred outflows and liabilities and deferred inflows. The net position component “net investment in capital assets,” consists of capital assets, net of accumulated depreciation, reduced by the outstanding balances of any borrowing used for the acquisition, construction or improvement of those assets. Deferred outflows of resources and deferred inflows of resources that are attributable to the acquisition, construction or improvement of those assets or related debt also should be included in this component of net position. Net position is reported as restricted when there are limitations imposed on its use either through the enabling legislation adopted by the District or through external restrictions imposed by creditors, grantors or laws or regulations of other governments.

The District applies restricted resources first when an expense is incurred for purposes for which both restricted and unrestricted net position is available.

N. Prepayments

Certain payments to vendors reflect the costs applicable to future accounting periods and are recorded as prepaid items in both government-wide and fund financial statements. These items are reported as assets on the balance sheet using the consumption method. A current asset for the prepaid amounts is recorded at the time of the purchase and the expenditure/expense is reported in the year in which services are consumed.

O. Estimates

The preparation of the basic financial statements in conformity with GAAP requires management to make estimates and assumptions that affect the amounts reported in the basic financial statements and accompanying notes. Actual results may differ from those estimates.

P. Interfund Activity

Exchange transactions between funds are reported as revenues in the seller funds and as expenditures/expenses in the purchaser funds. Flows of cash or goods from one fund to another without a requirement for repayment are reported as interfund transfers. Interfund transfers are reported as other financing sources/uses in governmental funds. Repayments from funds responsible for particular expenditures/expenses to the funds that initially paid for them are not presented on the basic financial statements.

Q. Pensions/Other Postemployment Benefits (OPEB)

For purposes of measuring the net pension/OPEB liability, net OPEB asset, deferred outflows of resources and deferred inflows of resources related pensions/OPEB, and pension/OPEB expense, information about the fiduciary net position of the pension/OPEB plans and additions to/deductions from their fiduciary net position have been determined on the same basis as they are reported by the pension/OPEB plan. For this purpose, benefit payments (including refunds of employee contributions) are recognized when due and payable in accordance with the benefit terms. The pension/OPEB plans report investments at fair value.

**CONOTTON VALLEY UNION LOCAL SCHOOL DISTRICT
CARROLL COUNTY, OHIO**

NOTES TO THE BASIC FINANCIAL STATEMENTS
FOR THE FISCAL YEAR ENDED JUNE 30, 2021

NOTE 2 - SUMMARY OF SIGNIFICANT ACCOUNTING POLICIES - (Continued)

R. Extraordinary and Special Items

Extraordinary items are transactions or events that are both unusual in nature and infrequent in occurrence. Special items are transactions or events that are within the control of the Board of Education and that are either unusual in nature or infrequent in occurrence. Neither type of transaction occurred during fiscal year 2021.

S. Certificate of Participation Premium

On the government-wide financial statements, certificate of participation premiums are deferred and amortized over the term of the certificate of participation using the straight-line method, which approximates the effective interest method. Certificate of participation premiums are presented as an addition to the face amount of the certificate of participation.

On the governmental fund financial statements, certificate of participation premiums and discounts are recognized in the current period. A reconciliation between the certificate of participation face value and the amount reported on the statement of net position is presented in Note 9.A.

T. Fair Market Value

The District categorizes its fair value measurements within the fair value hierarchy established by generally accepted accounting principles. The hierarchy is based on the valuation inputs used to measure the fair value of the asset. Level 1 inputs are quoted prices in active markets for identical assets; Level 2 inputs are significant other observable inputs; Level 3 inputs are significant unobservable inputs.

NOTE 3 - ACCOUNTABILITY AND COMPLIANCE

A. Change in Accounting Principles

For fiscal year 2021, the District has applied GASB Statement No. 95, "Postponement of the Effective Dates of Certain Authoritative Guidance." GASB Statement No. 95 provides temporary relief to governments and other stakeholders in light of the COVID-19 pandemic. This objective is accomplished by postponing the effective dates of certain provisions in Statements and Implementation Guides that first became effective or are scheduled to become effective for periods beginning after June 15, 2018, and later.

Certain provisions contained in the following pronouncements were scheduled to be implemented for the fiscal year ended June 30, 2021. Due to the implementation of GASB Statement No. 95, the effective dates of certain provisions contained in these pronouncements are postponed until the fiscal year ended June 30, 2022:

- Statement No. 87, *Leases*
- Implementation Guide No. 2019-3, *Leases*
- Statement No. 89, *Accounting for Interest Cost Incurred before the End of a Construction Period*
- Statement No. 92, *Omnibus 2020*
- Statement No. 93, *Replacement of Interbank Offered Rates*

**CONOTTON VALLEY UNION LOCAL SCHOOL DISTRICT
CARROLL COUNTY, OHIO**

NOTES TO THE BASIC FINANCIAL STATEMENTS
FOR THE FISCAL YEAR ENDED JUNE 30, 2021

NOTE 3 - ACCOUNTABILITY AND COMPLIANCE - (Continued)

B. Deficit Fund Balances

Fund balances at June 30, 2021 included the following individual fund deficits:

<u>Nonmajor funds</u>	<u>Deficit</u>
Public School Preschool	\$ 9,684
Elementary and Secondary School Emergency Relief (ESSER)	822
IDEA, Part B	15,209
Title I, Disadvantaged Children	14,055
Miscellaneous Federal Grants	2,835

The general fund is liable for any deficit in these funds and provides transfers when cash is required, not when accruals occur. The deficit fund balances resulted from adjustments for accrued liabilities.

C. Noncompliance

Contrary to Ohio Revised Code Sections 5705.41(B), the District had five funds in which expenditures plus encumbrances exceeded appropriations plus prior year encumbrances.

<u>Fund</u>	<u>Appropriations Plus Prior Year Encumbrances</u>	<u>Expenditures Plus Encumbrances</u>	<u>Variance</u>
<u>Major Funds:</u>			
General	\$ 10,509,756	\$ 12,452,865	\$ (1,943,109)
Permanent Improvement	1,352,943	1,535,500	(182,557)
Building	18,239,580	18,967,304	(727,724)
<u>Nonmajor Funds:</u>			
District Managed Activities	101,733	135,946	(34,213)
COVID Relief	60,586	80,340	(19,754)

NOTE 4 - DEPOSITS AND INVESTMENTS

State statutes classify monies held by the District into three categories.

Active deposits are public deposits necessary to meet current demands on the treasury. Such monies must be maintained either as cash in the District treasury, in commercial accounts payable or withdrawable on demand, including negotiable order of withdrawal (NOW) accounts, or in money market deposit accounts.

Inactive deposits are public deposits that the Board of Education has identified as not required for use within the current five year period of designation of depositories. Inactive deposits must either be evidenced by certificates of deposit maturing not later than the end of the current period of designation of depositories, or by savings or deposit accounts including, but not limited to, passbook accounts.

Interim deposits are deposits of interim monies. Interim monies are those monies which are not needed for immediate use, but which will be needed before the end of the current period of designation of depositories. Interim deposits must be evidenced by time certificates of deposit maturing not more than one year from the date of deposit or by savings or deposit accounts including passbook accounts.

**CONOTTON VALLEY UNION LOCAL SCHOOL DISTRICT
CARROLL COUNTY, OHIO**

NOTES TO THE BASIC FINANCIAL STATEMENTS
FOR THE FISCAL YEAR ENDED JUNE 30, 2021

NOTE 4 - DEPOSITS AND INVESTMENTS - (Continued)

Interim monies may be deposited or invested in the following securities:

1. United States Treasury Notes, Bills, Bonds, or any other obligation or security issued by the United States Treasury or any other obligation guaranteed as to principal and interest by the United States;
2. Bonds, notes, debentures, or any other obligations or securities issued by any federal government agency or instrumentality, including, but not limited to, the Federal National Mortgage Association, Federal Home Loan Bank, Federal Farm Credit Bank, Federal Home Loan Mortgage Corporation, and Government National Mortgage Association. All federal agency securities shall be direct issuances of federal government agencies or instrumentalities;
3. Written repurchase agreements in the securities listed above provided that the market value of the securities subject to the repurchase agreement must exceed the principal value of the agreement by at least two percent and be marked to market daily and that the term of the agreement must not exceed thirty days;
4. Bonds and other obligations of the State of Ohio, and with certain limitations including a requirement for maturity within ten years from the date of settlement, bonds and other obligations of political subdivisions of the State of Ohio, if training requirements have been met;
5. Time certificates of deposit or savings or deposit accounts including, but not limited to, passbook accounts;
6. No-load money market mutual funds consisting exclusively of obligations described in items (1) and (2) above and repurchase agreements secured by such obligations, provided that investments in securities described in this division are made only through eligible institutions;
7. The State Treasurer's investment pool, the State Treasury Asset Reserve of Ohio (STAR Ohio); and,
8. Certain banker's acceptance (for a period not to exceed one hundred eighty days) and commercial paper notes (for a period not to exceed two hundred seventy days) in an amount not to exceed 40 percent of the interim monies available for investment at any one time if training requirements have been met.

Protection of the District's deposits is provided by the Federal Deposit Insurance Corporation (FDIC), by eligible securities pledged by the financial institution as security for repayment, or by the financial institutions participation in the Ohio Pooled Collateral System (OPCS), a collateral pool of eligible securities deposited with a qualified trustee and pledged to the Treasurer of State to secure the repayment of all public monies deposited in the financial institution.

Investments in stripped principal or interest obligations, reverse repurchase agreements and derivatives are prohibited. The issuance of taxable notes for the purpose of arbitrage, the use of leverage and short selling are also prohibited. Except as noted above, an investment must mature within five years from the date of purchase unless matched to a specific obligation or debt of the District and must be purchased with the expectation that it will be held to maturity. Investments may only be made through specified dealers and institutions. Payment for investments may be made only upon delivery of the securities representing the investments to the Treasurer or, if the securities are not represented by a certificate, upon receipt of confirmation of transfer from the custodian.

A. Deposits with Financial Institutions

At June 30, 2021, the carrying amount of all District deposits was \$5,649,347. Based on the criteria described in GASB Statement No. 40, "Deposits and Investment Risk Disclosures", as of June 30, 2021, \$5,417,947 of the District's bank balance of \$5,667,947 was exposed to custodial risk as discussed below, while \$250,000 was covered by the FDIC.

**CONOTTON VALLEY UNION LOCAL SCHOOL DISTRICT
CARROLL COUNTY, OHIO**

NOTES TO THE BASIC FINANCIAL STATEMENTS
FOR THE FISCAL YEAR ENDED JUNE 30, 2021

NOTE 4 - DEPOSITS AND INVESTMENTS - (Continued)

B. Cash with Fiscal Agent

At fiscal year-end, \$3 of the District's funds were invested in an escrow fund with US Bank as part of the District's certificates of participation issuance. The money held by the fiscal agent is not included in the District's carrying value.

Custodial credit risk is the risk that, in the event of bank failure, the District will not be able to recover deposits or collateral securities that are in the possession of an outside party. The District has no deposit policy for custodial credit risk beyond the requirements of State statute. Ohio law requires that deposits either be insured or protected by (1) eligible securities pledged to the District's and deposited with a qualified trustee by the financial institution as security for repayment whose fair value at all times shall be at least 105 percent of the deposits being secured, or (2) participation in the Ohio Pooled Collateral System (OPCS), a collateral pool of eligible securities deposited with a qualified trustee and pledged to the Treasurer of State to secure the repayment of all public monies deposited in the financial institution. OPCS requires the total fair value of the securities pledged to be 102 percent of the deposits being secured or a rate set by the Treasurer of State. Although all statutory requirements for the deposit of money had been followed, noncompliance with Federal requirements could potentially subject the District to a successful claim by the FDIC.

C. Investments

As of June 30, 2021, the District had the following investments and maturities:

Measurement/ <u>Investment type</u>	Measurement <u>Amount</u>	<u>Investment Maturities</u>	
		<u>6 months or less</u>	<u>7 to 12 months</u>
<i>Fair Value:</i>			
U.S. Government money markets	\$ 3,447	\$ 3,447	\$ -
Negotiable CD	2,247,584	1,246,024	1,001,560
Commercial Paper	4,621,595	2,723,555	1,898,040
US Treasury Note	901,611	901,611	-
US Treasury Bill	515,000	515,000	-
<i>Amortized Cost:</i>			
STAR Ohio	<u>7,198,123</u>	<u>7,198,123</u>	<u>-</u>
Totals	<u>\$ 15,487,360</u>	<u>\$ 12,587,760</u>	<u>\$ 2,899,600</u>

The weighted average maturity of investments is 0.22 years.

The District's investments in First American Treasury Obligations are valued using quoted market prices in active markets (Level 1 inputs). The District's investments in commercial paper, negotiable CD's, U.S. treasury notes, and U.S. treasury bills are valued using quoted prices in markets that are not considered to be active, dealer, quotations or alternative pricing sources for similar assets or liabilities for which all significant inputs are observable, either directly or indirectly (Level 2 inputs).

Interest Rate Risk: As a means of limiting its exposure to fair value losses arising from interest rates and according to State law, the District's investment policy limits investment portfolio maturities to five years or less.

**CONOTTON VALLEY UNION LOCAL SCHOOL DISTRICT
CARROLL COUNTY, OHIO**

NOTES TO THE BASIC FINANCIAL STATEMENTS
FOR THE FISCAL YEAR ENDED JUNE 30, 2021

NOTE 4 - DEPOSITS AND INVESTMENTS - (Continued)

Credit Risk: STAR Ohio must maintain the highest letter or numerical rating provided by at least one nationally recognized standard rating service. Standard & Poor's has assigned STAR Ohio an AAAM money market rating. The District's U.S. Treasury money market mutual funds were rated AAAM by Standard & Poor's. The negotiable CDs are covered by FDIC. The District's investment policy does not specifically address credit risk beyond requiring the District to only invest in securities authorized by State statute. The District's investments commercial paper, U.S. treasury notes, and U.S. treasury bills are not rated.

Custodial Credit Risk: For an investment, custodial credit risk is the risk that, in the event of the failure of the counterparty, the District will not be able to recover the value of its investments or collateral securities that are in the possession of an outside party. The District has no investment policy dealing with investment custodial risk beyond the requirement in State statute that prohibits payment for investments prior to the delivery of the securities representing such investments to the Treasurer or qualified trustee.

Concentration of Credit Risk: The District places no limit on the amount that may be invested in any one issuer. The following table includes the percentage of each investment type held by the District at June 30, 2021:

<u>Measurement/ Investment type</u>	<u>Measurement Amount</u>	<u>% of Total</u>
<i>Fair Value:</i>		
U.S. Government money markets	\$ 3,447	0.02%
Negotiable CD	2,247,584	14.51%
Commercial Paper	4,621,595	29.84%
US Treasury Note	901,611	5.82%
US Treasury Bill	515,000	3.33%
<i>Amortized Cost:</i>		
STAR Ohio	<u>7,198,123</u>	<u>46.48%</u>
Total	<u>\$ 15,487,360</u>	<u>100.00%</u>

D. Reconciliation of Cash and Investments to the Statement of Net Position

The following is a reconciliation of cash and investments as reported in the note above to cash and investments as reported on the statement of net position as of June 30, 2021:

<u>Cash and investments per note</u>	
Carrying amount of deposits	\$ 5,649,347
Investments	15,487,360
Cash with fiscal agent	<u>3</u>
Total	<u>\$ 21,136,710</u>
 <u>Cash and investments per statement of net position</u>	
Governmental activities	<u>\$ 21,136,710</u>

**CONOTTON VALLEY UNION LOCAL SCHOOL DISTRICT
CARROLL COUNTY, OHIO**

NOTES TO THE BASIC FINANCIAL STATEMENTS
FOR THE FISCAL YEAR ENDED JUNE 30, 2021

NOTE 5 - PROPERTY TAXES

Property taxes are levied and assessed on a calendar year basis while the District fiscal year runs from July through June. First half tax collections are received by the District in the second half of the fiscal year. Second half tax distributions occur in the first half of the following fiscal year.

Property taxes include amounts levied against all real property and public utility property. Real property tax revenues received in calendar year 2021 represent the collection of calendar year 2020 taxes. Real property taxes received in calendar year 2021 were levied after April 1, 2020, on the assessed values as of January 1, 2020, the lien date. Assessed values for real property taxes are established by State statute at 35 percent of appraised market value. Real property taxes are payable annually or semiannually. If paid annually, payment is due December 31; if paid semiannually, the first payment is due December 31, with the remainder payable by June 20. Under certain circumstances, State statute permits alternate payment dates to be established. Public utility property tax revenues received in calendar year 2021 represent the collection of calendar year 2020 taxes. Public utility real and personal property taxes received in calendar year 2021 became a lien on December 31, 2019, were levied after April 1, 2020, and are collected with real property taxes. Public utility real property is assessed at 35 percent of true value; public utility tangible personal property is currently assessed at varying percentages of true value.

The District receives property taxes from Harrison and Carroll Counties. The County Auditors periodically advance to the District their portion of the taxes collected. Second-half real property tax payments collected by the County by June 30, 2021, are available to finance fiscal year 2022 operations. The amount available as an advance at June 30, 2021 was \$364,063 in the general fund and \$54,217 in the permanent improvement fund. This amount is recorded as revenue. The amount available for advance at June 30, 2020 was \$556,201 in the general fund and \$90,863 in the permanent improvement fund. The amount of second-half real property taxes available for advance at fiscal year-end can vary based on the date the tax bills are sent.

Accrued property taxes receivable includes real property, public utility property and delinquent tangible personal property taxes which are measurable as of June 30, 2021 and for which there is an enforceable legal claim. Although total property tax collections for the next fiscal year are measurable, only the amount of real property taxes available as an advance at June 30 was levied to finance current fiscal year operations and is reported as revenue at fiscal year-end. The portion of the receivable not levied to finance current fiscal year operations is offset by a credit to deferred inflows.

On the accrual basis of accounting, collectible delinquent property taxes have been recorded as a receivable and revenue, while on a modified accrual basis of accounting the revenue has been reported as a deferred inflow.

The assessed values upon which the fiscal year 2021 taxes were collected are:

	2020 Second Half Collections		2021 First Half Collections	
	<u>Amount</u>	<u>Percent</u>	<u>Amount</u>	<u>Percent</u>
Agricultural/residential and other real estate	\$ 93,358,960	26.68	\$ 99,977,970	28.69
Public utility personal	<u>256,621,960</u>	<u>73.32</u>	<u>248,459,360</u>	<u>71.31</u>
Total	<u>\$ 349,980,920</u>	<u>100.00</u>	<u>\$ 348,437,330</u>	<u>100.00</u>
Tax rate per \$1,000 of assessed valuation	\$46.50		\$37.15	

**CONOTTON VALLEY UNION LOCAL SCHOOL DISTRICT
CARROLL COUNTY, OHIO**

NOTES TO THE BASIC FINANCIAL STATEMENTS
FOR THE FISCAL YEAR ENDED JUNE 30, 2021

NOTE 6 - RECEIVABLES

Receivables at June 30, 2021 consisted of taxes, payment in lieu of taxes, accounts (billings for user charged services and student fees), accrued interest, and intergovernmental grants and entitlements. All receivables are considered collectible in full due to the ability to foreclose for the nonpayment of taxes, the stable condition of State programs and the current year guarantee of federal funds. A summary of the principal items of receivables reported on the statement of net position follows:

Governmental activities:

Taxes	\$ 16,189,386
Payment in lieu of taxes	6,732
Accounts	239
Accrued interest	8,762
Intergovernmental	<u>51,764</u>
Total	<u>\$ 16,256,883</u>

Receivables have been disaggregated on the face of the basic financial statements. All receivables are expected to be collected in the subsequent year.

NOTE 7 - CAPITAL ASSETS

Capital asset activity for the fiscal year ended June 30, 2021, was as follows:

	<u>Balance</u> <u>06/30/20</u>	<u>Additions</u>	<u>Deductions</u>	<u>Balance</u> <u>06/30/21</u>
Governmental activities				
<i>Capital assets, not being depreciated:</i>				
Land	\$ 118,010	\$ -	\$ -	\$ 118,010
Construction in progress	<u>2,678,738</u>	<u>11,694,274</u>	<u>-</u>	<u>14,373,012</u>
Total capital assets, not being depreciated	<u>2,796,748</u>	<u>11,694,274</u>	<u>-</u>	<u>14,491,022</u>
<i>Capital assets, being depreciated:</i>				
Land improvements	3,121,141	558,262	-	3,679,403
Buildings and improvements	4,412,378	193,000	-	4,605,378
Furniture and equipment	1,237,542	31,692	(1,576)	1,267,658
Vehicles	<u>958,719</u>	<u>54,270</u>	<u>(43,845)</u>	<u>969,144</u>
Total capital assets, being depreciated	<u>9,729,780</u>	<u>837,224</u>	<u>(45,421)</u>	<u>10,521,583</u>
<i>Less: accumulated depreciation</i>				
Land improvements	(307,541)	(151,988)	-	(459,529)
Buildings and improvements	(1,194,161)	(42,370)	-	(1,236,531)
Furniture and equipment	(543,728)	(122,082)	1,576	(664,234)
Vehicles	<u>(584,276)</u>	<u>(64,679)</u>	<u>43,845</u>	<u>(605,110)</u>
Total accumulated depreciation	<u>(2,629,706)</u>	<u>(381,119)</u>	<u>45,421</u>	<u>(2,965,404)</u>
Governmental activities capital assets, net	<u>\$ 9,896,822</u>	<u>\$ 12,150,379</u>	<u>\$ -</u>	<u>\$ 22,047,201</u>

**CONOTTON VALLEY UNION LOCAL SCHOOL DISTRICT
CARROLL COUNTY, OHIO**

NOTES TO THE BASIC FINANCIAL STATEMENTS
FOR THE FISCAL YEAR ENDED JUNE 30, 2021

NOTE 7 - CAPITAL ASSETS – (Continued)

Depreciation expense was charged to governmental functions as follows:

<u>Instruction:</u>	
Regular	\$ 84,216
Special	215
Vocational	1,368
<u>Support services:</u>	
Instructional staff	2,397
Board of education	15,399
Administration	24,990
Fiscal	112
Operations and maintenance	156,235
Pupil transportation	75,987
Extracurricular activities	15,111
Food service operations	<u>5,089</u>
Total depreciation expense	<u>\$ 381,119</u>

NOTE 8 - CAPITALIZED LEASES - LESSEE DISCLOSURE

In prior fiscal years, the District entered into capitalized leases for two school buses. These lease agreements met the criteria of a capital lease as defined by generally accepted accounting principles, which defines a capital lease generally as one which transfers benefits and risks of ownership to the lessee. Capital lease payments have been reclassified and are reflected as debt service expenditures in the financial statements for the governmental funds.

Capital assets consisting of vehicles have been capitalized in the amount of \$252,168. This amount represents the present value of the minimum lease payments at the time of acquisition. Accumulated depreciation as of June 30, 2021 for the buses amounted to \$127,132, leaving a current book value of \$125,036. A corresponding liability was recorded in the government-wide financial statements.

The following is a schedule of the future minimum lease payments required under the capital lease and the present value of the minimum lease payments:

<u>Fiscal Year Ending June 30,</u>	<u>Amount</u>
2022	\$ 53,894
2023	<u>18,638</u>
Total minimum lease payments	72,532
Less: amount representing interest	<u>(3,079)</u>
Total	<u>\$ 69,453</u>

**CONOTTON VALLEY UNION LOCAL SCHOOL DISTRICT
CARROLL COUNTY, OHIO**

NOTES TO THE BASIC FINANCIAL STATEMENTS
FOR THE FISCAL YEAR ENDED JUNE 30, 2021

NOTE 9 - LONG-TERM OBLIGATIONS

A. During the fiscal year 2021, the following activity occurred in governmental activities long-term obligations.

	Balance Outstanding <u>06/30/20</u>	<u>Additions</u>	<u>Reductions</u>	Balance Outstanding <u>06/30/21</u>	Amounts Due in <u>One Year</u>
Governmental activities:					
Capital lease payable	\$ 119,331	\$ -	\$ (49,878)	\$ 69,453	\$ 51,510
Certificates of participation	23,555,000	-	(515,000)	23,040,000	545,000
H.B. 264 project loan	93,997	-	(20,709)	73,288	21,549
Compensated absences	232,647	117,258	(52,547)	297,358	37,517
Net pension liability	6,591,114	2,146,900	-	8,738,014	-
Net OPEB liability	<u>807,846</u>	<u>5,643</u>	<u>-</u>	<u>813,489</u>	<u>-</u>
Total long-term obligations, governmental activities	<u>\$ 31,399,935</u>	<u>\$ 2,269,801</u>	<u>\$ (638,134)</u>	33,031,602	<u>\$ 655,576</u>
			Add: Unamortized premium	<u>1,633,240</u>	
			Total reported on statement of net position:	<u>\$ 34,664,842</u>	

Compensated Absences: Compensated absences will be paid from the fund from which the employees salaries are paid which, for the District, is primarily the general fund and the food service fund (a non-major governmental fund).

Capital Lease Obligation: The capital lease obligations are paid from the general fund. See Note 8 for more details.

Net Pension Liability: See Note 11 for details. The District pays the obligations related to employee compensation from the fund benefiting from their service.

Net OPEB Liability/Asset: See Note 12 for details. The District pays the obligations related to employee compensation from the fund benefiting from their service.

B. Series 2015 Certificates of Participation (“COPs”) - On April 22, 2015, the District issued \$2,500,000 in certificates of participation (“COPs”) for the purpose of a building improvement project. Principal and interest payments are made from the general fund. The interest rate on the COPs is 1.00 - 5.00%.

Interest payments on the COPs are due on June 1 and December 1 of each year. The final maturity stated in the issue is December 1, 2044.

THIS SPACE INTENTIONALLY LEFT BLANK

**CONOTTON VALLEY UNION LOCAL SCHOOL DISTRICT
CARROLL COUNTY, OHIO**

NOTES TO THE BASIC FINANCIAL STATEMENTS
FOR THE FISCAL YEAR ENDED JUNE 30, 2021

NOTE 9 - LONG-TERM OBLIGATIONS - (Continued)

The following is a summary of the District's future annual debt service requirements to maturity for the COPs:

Fiscal Year	Series 2015 COPs		
	Principal	Interest	Total
2022	\$ 55,000	\$ 95,800	\$ 150,800
2023	55,000	93,600	148,600
2024	55,000	91,400	146,400
2025	60,000	89,100	149,100
2026	60,000	86,700	146,700
2027 - 2031	360,000	384,250	744,250
2032 - 2036	450,000	283,750	733,750
2037 - 2041	575,000	169,500	744,500
2042 - 2045	<u>550,000</u>	<u>45,000</u>	<u>595,000</u>
Total	<u>\$ 2,220,000</u>	<u>\$ 1,339,100</u>	<u>\$ 3,559,100</u>

- C. Series 2019 Certificates of Participation ("COPs") - On June 13, 2019, the District issued \$22,000,000 in certificates of participation ("COPs") for the purpose of a new community center. Principal and interest payments are made from the permanent improvement fund. The interest rate on the COPs is 3.125 - 5.00%.

Interest payments on the COPs are due on June 1 and December 1 of each year. The final maturity stated in the issue is December 1, 2044.

The following is a summary of the District's future annual debt service requirements to maturity for the COPs:

Fiscal Year	Series 2019 COPs		
	Principal	Interest	Total
2022	\$ 490,000	\$ 854,088	\$ 1,344,088
2023	515,000	828,963	1,343,963
2024	540,000	802,588	1,342,588
2025	565,000	774,963	1,339,963
2026	595,000	745,963	1,340,963
2027 - 2031	3,450,000	3,240,938	6,690,938
2032 - 2036	4,370,000	2,306,338	6,676,338
2037 - 2041	5,305,000	1,364,663	6,669,663
2042 - 2045	<u>4,990,000</u>	<u>340,438</u>	<u>5,330,438</u>
Total	<u>\$ 20,820,000</u>	<u>\$ 11,258,942</u>	<u>\$ 32,078,942</u>

- D. HB 264 Project Loan - On July 23, 2014, the District entered an agreement with Energy Optimizers, USA in the amount of \$241,600 for the purpose of a building improvement project. The interest rate on the agreement is 4.00%.

The following is a summary of the District's future annual debt service requirements to maturity for H.B. 264:

**CONOTTON VALLEY UNION LOCAL SCHOOL DISTRICT
CARROLL COUNTY, OHIO**

NOTES TO THE BASIC FINANCIAL STATEMENTS
FOR THE FISCAL YEAR ENDED JUNE 30, 2021

NOTE 9 - LONG-TERM OBLIGATIONS - (Continued)

Fiscal Year	H.B. 264 Loan		
	Principal	Interest	Total
2022	\$ 21,549	\$ 2,611	\$ 24,160
2023	22,425	1,735	24,160
2024	23,334	826	24,160
2025	5,980	60	6,040
Total	\$ 73,288	\$ 5,232	\$ 78,520

E. Legal Debt Margin

The Ohio Revised Code provides that voted net general obligation debt of the District shall never exceed 9% of the total assessed valuation of the District. The code further provides that unvoted indebtedness shall not exceed 1/10 of 1% of the property valuation of the District. The code additionally states that unvoted indebtedness related to energy conservation debt shall not exceed 9/10 of 1% of the property valuation of the District. The assessed valuation used in determining the District's legal debt margin has been modified by House Bill 530 which became effective March 30, 2006. In accordance with House Bill 530, the assessed valuation used in the District's legal debt margin calculation excluded tangible personal property used in business, telephone or telegraph property, interexchange telecommunications company property, and personal property owned or leased by a railroad company and used in railroad operations. The effects of these debt limitations at June 30, 2021, are a voted debt margin of \$31,359,360 and an unvoted debt margin of \$348,437.

NOTE 10 - RISK MANAGEMENT

A. Comprehensive

The District maintains comprehensive insurance coverage with private carriers for liability, real property, building contents, boiler/machinery and vehicles. Vehicle policies include liability coverage for bodily injury and property damage. In addition, real property contents are 90% coinsured.

The following is a description of the District's insurance coverage:

<u>Coverage</u>	<u>Insurer</u>	<u>Limits of Coverage</u>	<u>Deductible</u>
General liability:	Hylant Admin. Services		
Each occurrence		\$ 2,000,000	No Deductible
Aggregate		4,000,000	No Deductible
Property	Liberty Mutual	22,267,607	\$1,000
Fleet:	Liberty Mutual		
Liability		2,000,000	0
Collision		Actual Cash Basis Value	500
Uninsured motorist		1,000,000	0
Auto medical		5,000	0
Physical Damage:			
Comprehensive		Actual Cash Basis Value	100

B. Health Insurance

For fiscal year 2021, the District has elected to provide health care benefits to employees and administrators through Aultcare, located in Canton, Ohio. The family monthly premium for Medical/Rx/Dental insurance was \$1,078.54, of which certified staff members contributed \$22/month and classified staff members contributed \$10/month. The board paid the balance.

**CONOTTON VALLEY UNION LOCAL SCHOOL DISTRICT
CARROLL COUNTY, OHIO**

NOTES TO THE BASIC FINANCIAL STATEMENTS
FOR THE FISCAL YEAR ENDED JUNE 30, 2021

NOTE 10 - RISK MANAGEMENT – (Continued)

The single monthly premium for Medical/Rx/Dental insurance was \$458.75, of which certified staff members contributed \$11/month and classified staff members contributed \$5/month. The board paid the balance.

C. Workers' Compensation

For fiscal year 2021, the District participated in the OSBA/Sedgwick, Inc. Workers' Compensation Group Rating Program (GRP), an insurance purchasing pool. The intent of the GRP is to achieve the benefit of a reduced premium for the District by virtue of its grouping and representation with other participants in the GRP. The workers' compensation experience of the participating school districts is tiered into groups based upon past workers' compensation experience. Within each tiered group, a common premium rate is applied to all school districts within that group. Each participant pays its workers' compensation premium to the State based on the rate the GRP rather than its individual rate. Total savings are then calculated and each participant's individual performance is compared to the overall savings percentage of their tiered group. Participation in the GRP is limited to school districts that can meet the GRP's selection criteria. The firm of Sedgwick, Inc. provides administrative, cost control and actuarial services to the GRP.

NOTE 11 - DEFINED BENEFIT PENSION PLANS

The Statewide retirement systems provide both pension benefits and other postemployment benefits (OPEB).

Net Pension Liability/Net OPEB Liability/Asset

Pensions and OPEB are a component of exchange transactions—between an employer and its employees—of salaries and benefits for employee services. Pensions/OPEB are provided to an employee—on a deferred-payment basis—as part of the total compensation package offered by an employer for employee services each financial period.

The net pension/OPEB liability (asset) represent the District's proportionate share of each pension/OPEB plan's collective actuarial present value of projected benefit payments attributable to past periods of service, net of each pension/OPEB plan's fiduciary net position. The net pension/OPEB liability (asset) calculation is dependent on critical long-term variables, including estimated average life expectancies, earnings on investments, cost of living adjustments and others. While these estimates use the best information available, unknowable future events require adjusting these estimates annually.

Ohio Revised Code limits the District's obligation for this liability to annually required payments. The District cannot control benefit terms or the manner in which pensions/OPEB are financed; however, the District does receive the benefit of employees' services in exchange for compensation including pension and OPEB.

GASB 68/75 assumes the liability is solely the obligation of the employer, because (1) they benefit from employee services; and (2) State statute requires funding to come from these employers. All pension contributions to date have come solely from these employers (which also includes pension costs paid in the form of withholdings from employees). The retirement systems may allocate a portion of the employer contributions to provide for these OPEB benefits. In addition, health care plan enrollees pay a portion of the health care costs in the form of a monthly premium. State statute requires the retirement systems to amortize unfunded pension liabilities within 30 years. If the pension amortization period exceeds 30 years, each retirement system's board must propose corrective action to the State legislature. Any resulting legislative change to benefits or funding could significantly affect the net pension/OPEB liability (asset). Resulting adjustments to the net pension/OPEB liability (asset) would be effective when the changes are legally enforceable. The Ohio revised Code permits, but does not require the retirement systems to provide healthcare to eligible benefit recipients.

The remainder of this note includes the required pension disclosures. See Note 12 for the required OPEB disclosures.

**CONOTTON VALLEY UNION LOCAL SCHOOL DISTRICT
CARROLL COUNTY, OHIO**

NOTES TO THE BASIC FINANCIAL STATEMENTS
FOR THE FISCAL YEAR ENDED JUNE 30, 2021

NOTE 11 - DEFINED BENEFIT PENSION PLANS - (Continued)

The proportionate share of each plan’s unfunded benefits is presented as a long-term *net pension/OPEB liability (asset)* on the accrual basis of accounting. Any liability for the contractually-required pension contribution outstanding at the end of the year is included in pension and postemployment benefits payable on both the accrual and modified accrual bases of accounting.

Plan Description - School Employees Retirement System (SERS)

Plan Description - The District non-teaching employees participate in SERS, a cost-sharing multiple-employer defined benefit pension plan administered by SERS. SERS provides retirement, disability and survivor benefits, annual cost-of-living adjustments, and death benefits to plan members and beneficiaries. Authority to establish and amend benefits is provided by Ohio Revised Code Chapter 3309. SERS issues a publicly available, stand-alone financial report that includes financial statements, required supplementary information and detailed information about SERS’ fiduciary net position. That report can be obtained by visiting the SERS website at www.ohsers.org under Employers/Audit Resources.

Age and service requirements for retirement are as follows:

	Eligible to Retire on or before August 1, 2017 *	Eligible to Retire after August 1, 2017
Full benefits	Age 65 with 5 years of services credit; or Any age with 30 years of service credit	Age 67 with 10 years of service credit; or Age 57 with 30 years of service credit
Actuarially reduced benefits	Age 60 with 5 years of service credit; or Age 55 with 25 years of service credit	Age 62 with 10 years of service credit; or Age 60 with 25 years of service credit

* Members with 25 years of service credit as of August 1, 2017 will be included in this plan.

Annual retirement benefits are calculated based on final average salary multiplied by a percentage that varies based on years of service; 2.2% for the first thirty years of service and 2.5% for years of service credit over 30. Final average salary is the average of the highest three years of salary.

Effective January 1, 2018, SERS cost-of-living adjustment (COLA) changed from a fixed 3% annual increase to one based on the Consumer Price Index (CPI-W) with a cap of 2.5% and a floor of 0%. SERS also has the authority to award or suspend the COLA, or to adjust the COLA above or below CPI-W. SERS suspended the COLA increases for 2018, 2019 and 2020 for current retirees, and confirmed their intent to implement a four-year waiting period for the start of a COLA for future retirees. For 2021, the COLA was 0.5%.

Funding Policy - Plan members are required to contribute 10% of their annual covered salary and the District is required to contribute 14% of annual covered payroll. The contribution requirements of plan members and employers are established and may be amended by the SERS’ Retirement Board up to statutory maximum amounts of 10% for plan members and 14% for employers. The Retirement Board, acting with the advice of the actuary, allocates the employer contribution rate among four of the System’s funds (Pension Trust Fund, Death Benefit Fund, Medicare B Fund, and Health Care Fund). For the fiscal year ended June 30, 2021, the allocation to pension, death benefits, and Medicare B was 14.0%.

The District’s contractually required contribution to SERS was \$224,663 for fiscal year 2021. Of this amount, \$61,053 is reported as pension and postemployment benefits payable.

**CONOTTON VALLEY UNION LOCAL SCHOOL DISTRICT
CARROLL COUNTY, OHIO**

NOTES TO THE BASIC FINANCIAL STATEMENTS
FOR THE FISCAL YEAR ENDED JUNE 30, 2021

NOTE 11 - DEFINED BENEFIT PENSION PLANS - (Continued)

Plan Description - State Teachers Retirement System (STRS)

Plan Description - Licensed teachers participate in STRS, a cost-sharing multiple-employer public employee retirement system administered by STRS. STRS provides retirement and disability benefits to members and death and survivor benefits to beneficiaries. STRS issues a stand-alone financial report that includes financial statements, required supplementary information and detailed information about STRS' fiduciary net position. That report can be obtained by writing to STRS, 275 E. Broad St., Columbus, OH 43215-3771, by calling (888) 227-7877, or by visiting the STRS website at www.strsoh.org.

New members have a choice of three retirement plans: a Defined Benefit (DB) Plan, a Defined Contribution (DC) Plan and a Combined (CO) Plan. Benefits are established by Ohio Revised Code Chapter 3307. The DB Plan offers an annual retirement allowance based on final average salary multiplied by a percentage that varies based on years of service. Effective August 1, 2015, the calculation will be 2.2% of final average salary for the five highest years of earnings multiplied by all years of service. Effective July 1, 2017, the cost-of-living adjustment was reduced to zero. Members are eligible to retire at age 60 with five years of qualifying service credit, or age 55 with 28 years of service, or 33 years of service regardless of age. Eligibility changes will be phased in until August 1, 2026, when retirement eligibility for unreduced benefits will be five years of service credit and age 65, or 35 years of service credit and at least age 60.

The DC Plan allows members to place all of their member contributions and 9.53% of the 14% employer contributions into an investment account. Investment allocation decisions are determined by the member. The remaining 4.47% of the 14% employer rate is allocated to the defined benefit unfunded liability. A member is eligible to receive a retirement benefit at age 50 and termination of employment. The member may elect to receive a lifetime monthly annuity or a lump sum withdrawal.

The Combined Plan offers features of both the DB Plan and the DC Plan. In the Combined Plan, 12% of the 14% member rate goes to the DC Plan and the remaining 2% is applied to the DB Plan. Member contributions to the DC Plan are allocated among investment choices by the member, and contributions to the DB Plan from the employer and the member are used to fund the defined benefit payment at a reduced level from the regular DB Plan. The defined benefit portion of the Combined Plan payment is payable to a member on or after age 60 with five years of service. The defined contribution portion of the account may be taken as a lump sum payment or converted to a lifetime monthly annuity after termination of employment at age 50 and after termination of employment.

New members who choose the DC Plan or Combined Plan will have another opportunity to reselect a permanent plan during their fifth year of membership. Members may remain in the same plan or transfer to another STRS plan. The optional annuitization of a member's defined contribution account or the defined contribution portion of a member's Combined Plan account to a lifetime benefit results in STRS bearing the risk of investment gain or loss on the account. STRS has therefore included all three plan options as one defined benefit plan for GASB 68 reporting purposes.

A DB or Combined Plan member with five or more years of credited service who is determined to be disabled may qualify for a disability benefit. Eligible survivors of members who die before service retirement may qualify for monthly benefits. New members on or after July 1, 2013, must have at least ten years of qualifying service credit to apply for disability benefits. Members in the DC Plan who become disabled are entitled only to their account balance. If a member of the DC Plan dies before retirement benefits begin, the member's designated beneficiary is entitled to receive the member's account balance.

Funding Policy - Employer and member contribution rates are established by the State Teachers Retirement Board and limited by Chapter 3307 of the Ohio Revised Code. For fiscal year 2021, plan members were required to contribute 14% of their annual covered salary. The District was required to contribute 14%; the entire 14% was the portion used to fund pension obligations. The fiscal year 2021 contribution rates were equal to the statutory maximum rates.

**CONOTTON VALLEY UNION LOCAL SCHOOL DISTRICT
CARROLL COUNTY, OHIO**

NOTES TO THE BASIC FINANCIAL STATEMENTS
FOR THE FISCAL YEAR ENDED JUNE 30, 2021

NOTE 11 - DEFINED BENEFIT PENSION PLANS - (Continued)

The District's contractually required contribution to STRS was \$478,675 for fiscal year 2021. Of this amount, \$88,572 is reported as pension and postemployment benefits payable.

Pension Liabilities, Pension Expense, and Deferred Outflows of Resources and Deferred Inflows of Resources Related to Pensions

The net pension liability was measured as of June 30, 2020, and the total pension liability used to calculate the net pension liability was determined by an actuarial valuation as of that date. The District's proportion of the net pension liability was based on the District's share of contributions to the pension plan relative to the projected contributions of all participating entities.

Following is information related to the proportionate share and pension expense:

	<u>SERS</u>	<u>STRS</u>	<u>Total</u>
Proportion of the net pension liability prior measurement date	0.03132300%	0.02133001%	
Proportion of the net pension liability current measurement date	<u>0.03747850%</u>	<u>0.02586788%</u>	
Change in proportionate share	<u>0.00615550%</u>	<u>0.00453787%</u>	
Proportionate share of the net pension liability	\$ 2,478,907	\$ 6,259,107	\$ 8,738,014
Pension expense	\$ 580,215	\$ 1,186,621	\$ 1,766,836

At June 30, 2021, the District reported deferred outflows of resources and deferred inflows of resources related to pensions from the following sources:

	<u>SERS</u>	<u>STRS</u>	<u>Total</u>
Deferred outflows of resources			
Differences between expected and actual experience	\$ 4,815	\$ 14,044	\$ 18,859
Net difference between projected and actual earnings on pension plan investments	157,360	304,382	461,742
Changes of assumptions	-	335,994	335,994
Difference between employer contributions and proportionate share of contributions/ change in proportionate share	271,289	1,150,506	1,421,795
Contributions subsequent to the measurement date	<u>224,663</u>	<u>478,675</u>	<u>703,338</u>
Total deferred outflows of resources	<u>\$ 658,127</u>	<u>\$ 2,283,601</u>	<u>\$ 2,941,728</u>
	<u>SERS</u>	<u>STRS</u>	<u>Total</u>
Deferred inflows of resources			
Differences between expected and actual experience	<u>\$ -</u>	<u>\$ 40,021</u>	<u>\$ 40,021</u>
Total deferred inflows of resources	<u>\$ -</u>	<u>\$ 40,021</u>	<u>\$ 40,021</u>

**CONOTTON VALLEY UNION LOCAL SCHOOL DISTRICT
CARROLL COUNTY, OHIO**

NOTES TO THE BASIC FINANCIAL STATEMENTS
FOR THE FISCAL YEAR ENDED JUNE 30, 2021

NOTE 11 - DEFINED BENEFIT PENSION PLANS - (Continued)

\$703,338 reported as deferred outflows of resources related to pension resulting from District contributions subsequent to the measurement date will be recognized as a reduction of the net pension liability in the fiscal year ending June 30, 2022.

Other amounts reported as deferred outflows of resources and deferred inflows of resources related to pension will be recognized in pension expense as follows:

Fiscal Year Ending June 30:	SERS	STRS	Total
2022	\$ 190,927	\$ 593,751	\$ 784,678
2023	127,681	417,346	545,027
2024	65,589	430,597	496,186
2025	49,267	323,211	372,478
Total	\$ 433,464	\$ 1,764,905	\$ 2,198,369

Actuarial Assumptions - SERS

SERS' total pension liability was determined by their actuaries in accordance with GASB Statement No. 67, as part of their annual actuarial valuation for each defined benefit retirement plan. Actuarial valuations of an ongoing plan involve estimates of the value of reported amounts (e.g., salaries, credited service) and assumptions about the probability of occurrence of events far into the future (e.g., mortality, disabilities, retirements, employment termination). Actuarially determined amounts are subject to continual review and potential modifications, as actual results are compared with past expectations and new estimates are made about the future.

Projections of benefits for financial reporting purposes are based on the substantive plan (the plan as understood by the employers and plan members) and include the types of benefits provided at the time of each valuation and the historical pattern of sharing benefit costs between the employers and plan members to that point. The projection of benefits for financial reporting purposes does not explicitly incorporate the potential effects of legal or contractual funding limitations.

Actuarial calculations reflect a long-term perspective. For a newly hired employee, actuarial calculations will take into account the employee's entire career with the employer and also take into consideration the benefits, if any, paid to the employee after termination of employment until the death of the employee and any applicable contingent annuitant. In many cases actuarial calculations reflect several decades of service with the employer and the payment of benefits after termination.

Key methods and assumptions used in calculating the total pension liability in the latest actuarial valuation, prepared as of June 30, 2020, are presented below:

Wage inflation	3.00%
Future salary increases, including inflation	3.50% to 18.20%
COLA or ad hoc COLA	2.50%
Investment rate of return	7.50% net of investment expense, including inflation
Actuarial cost method	Entry age normal (level percent of payroll)

**CONOTTON VALLEY UNION LOCAL SCHOOL DISTRICT
CARROLL COUNTY, OHIO**

NOTES TO THE BASIC FINANCIAL STATEMENTS
FOR THE FISCAL YEAR ENDED JUNE 30, 2021

NOTE 11 - DEFINED BENEFIT PENSION PLANS - (Continued)

For 2020, the mortality rates were based on the RP-2014 Blue Collar Mortality Table with fully generational projection and a five-year age set-back for both males and females. Mortality among service retired members, and beneficiaries were based upon the RP-2014 Blue Collar Mortality Table with fully generational projection with Scale BB, 120% of male rates, and 110% of female rates. Mortality among disabled members was based upon the RP-2000 Disabled Mortality Table, 90% for male rates and 100% for female rates, set back five years is used for the period after disability retirement.

The most recent experience study was completed for the five year period ended June 30, 2015.

The long-term return expectation for the Pension Plan Investments has been determined using a building-block approach and assumes a time horizon, as defined in SERS' *Statement of Investment Policy*. A forecasted rate of inflation serves as the baseline for the return expectation. Various real return premiums over the baseline inflation rate have been established for each asset class. The long-term expected nominal rate of return has been determined by calculating a weighted average of the expected real return premiums for each asset class, adding the projected inflation rate, and adding the expected return from rebalancing uncorrelated asset classes.

The target allocation and best estimates of arithmetic real rates of return for each major asset class are summarized in the following table:

Asset Class	Target Allocation	Long-Term Expected Real Rate of Return
Cash	2.00 %	1.85 %
US Equity	22.50	5.75
International Equity	22.50	6.50
Fixed Income	19.00	2.85
Private Equity	12.00	7.60
Real Assets	17.00	6.60
Multi-Asset Strategies	5.00	6.65
Total	<u>100.00 %</u>	

Discount Rate - The total pension liability was calculated using the discount rate of 7.50%. The projection of cash flows used to determine the discount rate assumed the contributions from employers and from the members would be computed based on contribution requirements as stipulated by State statute. Projected inflows from investment earnings were calculated using the long-term assumed investment rate of return (7.50%). Based on those assumptions, the plan's fiduciary net position was projected to be available to make all future benefit payments of current plan members. Therefore, the long-term expected rate of return on pension plan investments was applied to all periods of projected benefits to determine the total pension liability.

Sensitivity of the District's Proportionate Share of the Net Pension Liability to Changes in the Discount Rate - Net pension liability is sensitive to changes in the discount rate, and to illustrate the potential impact the following table presents the net pension liability calculated using the discount rate of 7.50%, as well as what each plan's net pension liability would be if it were calculated using a discount rate that is one percentage point lower (6.50%), or one percentage point higher (8.50%) than the current rate.

	Current		
	1% Decrease	Discount Rate	1% Increase
District's proportionate share of the net pension liability	\$ 3,395,800	\$ 2,478,907	\$ 1,709,616

**CONOTTON VALLEY UNION LOCAL SCHOOL DISTRICT
CARROLL COUNTY, OHIO**

NOTES TO THE BASIC FINANCIAL STATEMENTS
FOR THE FISCAL YEAR ENDED JUNE 30, 2021

NOTE 11 - DEFINED BENEFIT PENSION PLANS - (Continued)

Actuarial Assumptions - STRS

Key methods and assumptions used in the latest actuarial valuation, reflecting experience study results used in the July 1, 2020, actuarial valuation are presented below:

	July 1, 2020
Inflation	2.50%
Projected salary increases	12.50% at age 20 to 2.50% at age 65
Investment rate of return	7.45%, net of investment expenses, including inflation
Payroll increases	3.00%
Cost-of-living adjustments (COLA)	0.00%

For the July 1, 2020, actuarial valuation, post-retirement mortality rates for healthy retirees are based on the RP-2014 Annuitant Mortality Table with 50% of rates through age 69, 70% of rates between ages 70 and 79, 90% of rates between ages 80 and 84, and 100% of rates thereafter, projected forward generationally using mortality improvement scale MP-2016. Post-retirement disabled mortality rates are based on the RP-2014 Disabled Mortality Table with 90% of rates for males and 100% of rates for females, projected forward generationally using mortality improvement scale MP-2016. Pre-retirement mortality rates are based on RP-2014 Employee Mortality Table, projected forward generationally using mortality improvement scale MP-2016.

Actuarial assumptions used in the July 1, 2020 valuation are based on the results of an actuarial experience study for the period July 1, 2011 through June 30, 2016.

STRS Ohio's investment consultant develops an estimate range for the investment return assumption based on the target allocation adopted by the Retirement Board. The target allocation and long-term expected rate of return for each major asset class are summarized as follows:

Asset Class	Target Allocation	Long-Term Expected Real Rate of Return *
Domestic Equity	28.00 %	7.35 %
International Equity	23.00	7.55
Alternatives	17.00	7.09
Fixed Income	21.00	3.00
Real Estate	10.00	6.00
Liquidity Reserves	1.00	2.25
Total	100.00 %	

**10-Year geometric nominal returns, which include the real rate of return and inflation of 2.25% and does not include investment expenses. Over a 30-year period, STRS' investment consultant indicates that the above target allocations should generate a return above the actuarial rate of return, without net value added by management.

**CONOTTON VALLEY UNION LOCAL SCHOOL DISTRICT
CARROLL COUNTY, OHIO**

NOTES TO THE BASIC FINANCIAL STATEMENTS
FOR THE FISCAL YEAR ENDED JUNE 30, 2021

NOTE 11 - DEFINED BENEFIT PENSION PLANS - (Continued)

Discount Rate - The discount rate used to measure the total pension liability was 7.45% as of June 30, 2020. The projection of cash flows used to determine the discount rate assumes member and employer contributions will be made at the statutory contribution rates in accordance with rate increases described above. For this purpose, only employer contributions that are intended to fund benefits of current plan members and their beneficiaries are included. Projected employer contributions that are intended to fund the service costs of future plan members and their beneficiaries, as well as projected contributions from future plan members, are not included. Based on those assumptions, STRS' fiduciary net position was projected to be available to make all projected future benefit payments to current plan members as of June 30, 2020. Therefore, the long-term expected rate of return on pension plan investments of 7.45% was applied to all periods of projected benefit payment to determine the total pension liability as of June 30, 2020.

Sensitivity of the District's Proportionate Share of the Net Pension Liability to Changes in the Discount Rate - The following table presents the District's proportionate share of the net pension liability calculated using the current period discount rate assumption of 7.45%, as well as what the District's proportionate share of the net pension liability would be if it were calculated using a discount rate that is one-percentage-point lower (6.45%) or one-percentage-point higher (8.45%) than the current rate:

	1% Decrease	Current Discount Rate	1% Increase
District's proportionate share of the net pension liability	\$ 8,911,878	\$ 6,259,107	\$ 4,011,104

NOTE 12 - DEFINED BENEFIT OPEB PLANS

Net OPEB Liability/Asset

See Note 11 for a description of the net OPEB liability (asset).

Plan Description - School Employees Retirement System (SERS)

Health Care Plan Description - The District contributes to the SERS Health Care Fund, administered by SERS for non-certificated retirees and their beneficiaries. For GASB 75 purposes, this plan is considered a cost-sharing other postemployment benefit (OPEB) plan. SERS' Health Care Plan provides healthcare benefits to eligible individuals receiving retirement, disability, and survivor benefits, and to their eligible dependents. Members who retire after June 1, 1986, need 10 years of service credit, exclusive of most types of purchased credit, to qualify to participate in SERS' health care coverage. In addition to age and service retirees, disability benefit recipients and beneficiaries who are receiving monthly benefits due to the death of a member or retiree, are eligible for SERS' health care coverage. Most retirees and dependents choosing SERS' health care coverage are over the age of 65 and therefore enrolled in a fully insured Medicare Advantage plan; however, SERS maintains a traditional, self-insured preferred provider organization for its non-Medicare retiree population. For both groups, SERS offers a self-insured prescription drug program. Health care is a benefit that is permitted, not mandated, by statute. The financial report of the Plan is included in the SERS Comprehensive Annual Financial Report which can be obtained on SERS' website at www.ohsers.org under Employers/Audit Resources.

Access to health care for retirees and beneficiaries is permitted in accordance with Section 3309 of the Ohio Revised Code. The Health Care Fund was established and is administered in accordance with Internal Revenue Code Section 105(e). SERS' Retirement Board reserves the right to change or discontinue any health plan or program. Active employee members do not contribute to the Health Care Plan. The SERS Retirement Board established the rules for the premiums paid by the retirees for health care coverage for themselves and their dependents or for their surviving beneficiaries. Premiums vary depending on the plan selected, qualified years of service, Medicare eligibility, and retirement status.

**CONOTTON VALLEY UNION LOCAL SCHOOL DISTRICT
CARROLL COUNTY, OHIO**

NOTES TO THE BASIC FINANCIAL STATEMENTS
FOR THE FISCAL YEAR ENDED JUNE 30, 2021

NOTE 12 - DEFINED BENEFIT OPEB PLANS - (Continued)

Funding Policy - State statute permits SERS to fund the health care benefits through employer contributions. Each year, after the allocation for statutorily required pensions and benefits, the Retirement Board may allocate the remainder of the employer contribution of 14% of covered payroll to the Health Care Fund in accordance with the funding policy. For the fiscal year ended June 30, 2021, SERS did not allocate any employer contributions to post-employment health care. An additional health care surcharge on employers is collected for employees earning less than an actuarially determined minimum compensation amount, pro-rated if less than a full year of service credit was earned. For fiscal year 2021, this amount was \$23,000. Statutes provide that no employer shall pay a health care surcharge greater than 2% of that employer's SERS-covered payroll; nor may SERS collect in aggregate more than 1.5% of the total statewide SERS-covered payroll for the health care surcharge. For fiscal year 2021, the District's surcharge obligation was \$20,581.

The surcharge added to the allocated portion of the 14% employer contribution rate is the total amount assigned to the Health Care Fund. The District's contractually required contribution to SERS was \$20,581 for fiscal year 2021. Of this amount, \$20,581 is reported as pension and postemployment benefits payable.

Plan Description - State Teachers Retirement System (STRS)

Plan Description – The State Teachers Retirement System of Ohio (STRS) administers a cost-sharing Health Plan administered for eligible retirees who participated in the defined benefit or combined pension plans offered by STRS. Ohio law authorizes STRS to offer this plan. Benefits include hospitalization, physicians' fees, prescription drugs and partial reimbursement of monthly Medicare Part B premiums. Medicare Part B premium reimbursements will be discontinued effective January 1, 2021. The Plan is included in the report of STRS which can be obtained by visiting www.strsoh.org or by calling (888) 227-7877.

Funding Policy – Ohio Revised Code Chapter 3307 authorizes STRS to offer the Plan and gives the Retirement Board discretionary authority over how much, if any, of the health care costs will be absorbed by STRS. Active employee members do not contribute to the Health Care Plan. Nearly all health care plan enrollees, for the most recent year, pay a portion of the health care costs in the form of a monthly premium. Under Ohio law, funding for post-employment health care may be deducted from employer contributions, currently 14% of covered payroll. For the fiscal year ended June 30, 2021, STRS did not allocate any employer contributions to post-employment health care.

OPEB Liabilities/Assets, OPEB Expense, and Deferred Outflows of Resources and Deferred Inflows of Resources Related to OPEB

The net OPEB liability/asset was measured as of June 30, 2020, and the total OPEB liability/asset used to calculate the net OPEB liability/asset was determined by an actuarial valuation as of that date. The District's proportion of the net OPEB liability/asset was based on the District's share of contributions to the respective retirement systems relative to the contributions of all participating entities.

THIS SPACE INTENTIONALLY LEFT BLANK

**CONOTTON VALLEY UNION LOCAL SCHOOL DISTRICT
CARROLL COUNTY, OHIO**

NOTES TO THE BASIC FINANCIAL STATEMENTS
FOR THE FISCAL YEAR ENDED JUNE 30, 2021

NOTE 12 - DEFINED BENEFIT OPEB PLANS - (Continued)

Following is information related to the proportionate share and OPEB expense:

	<u>SERS</u>	<u>STRS</u>	<u>Total</u>
Proportion of the net OPEB liability/asset prior measurement date	0.03212380%	0.02133001%	
Proportion of the net OPEB liability/asset current measurement date	<u>0.03743060%</u>	<u>0.02586788%</u>	
Change in proportionate share	<u>0.00530680%</u>	<u>0.00453787%</u>	
Proportionate share of the net OPEB liability	\$ 813,489	\$ -	\$ 813,489
Proportionate share of the net OPEB asset	\$ -	\$ (454,628)	\$ (454,628)
OPEB expense	\$ 66,925	\$ (5,476)	\$ 61,449

At June 30, 2021, the District reported deferred outflows of resources and deferred inflows of resources related to OPEB from the following sources:

	<u>SERS</u>	<u>STRS</u>	<u>Total</u>
Deferred outflows of resources			
Differences between expected and actual experience	\$ 10,685	\$ 29,131	\$ 39,816
Net difference between projected and actual earnings on OPEB plan investments	9,164	15,933	25,097
Changes of assumptions	138,671	7,504	146,175
Difference between employer contributions and proportionate share of contributions/ change in proportionate share	230,463	81,023	311,486
Contributions subsequent to the measurement date	<u>20,581</u>	<u>-</u>	<u>20,581</u>
Total deferred outflows of resources	<u>\$ 409,564</u>	<u>\$ 133,591</u>	<u>\$ 543,155</u>

	<u>SERS</u>	<u>STRS</u>	<u>Total</u>
Deferred inflows of resources			
Differences between expected and actual experience	\$ 413,715	\$ 90,557	\$ 504,272
Changes of assumptions	<u>20,489</u>	<u>431,820</u>	<u>452,309</u>
Total deferred inflows of resources	<u>\$ 434,204</u>	<u>\$ 522,377</u>	<u>\$ 956,581</u>

\$20,581 reported as deferred outflows of resources related to OPEB resulting from District contributions subsequent to the measurement date will be recognized as a reduction of the net OPEB liability/asset in the fiscal year ending June 30, 2022.

**CONOTTON VALLEY UNION LOCAL SCHOOL DISTRICT
CARROLL COUNTY, OHIO**

NOTES TO THE BASIC FINANCIAL STATEMENTS
FOR THE FISCAL YEAR ENDED JUNE 30, 2021

NOTE 12 - DEFINED BENEFIT OPEB PLANS - (Continued)

Other amounts reported as deferred outflows of resources and deferred inflows of resources related to OPEB will be recognized in OPEB expense as follows:

	SERS	STRS	Total
Fiscal Year Ending June 30:			
2022	\$ (9,076)	\$ (95,839)	\$ (104,915)
2023	(8,414)	(85,056)	(93,470)
2024	(8,523)	(81,277)	(89,800)
2025	(7,813)	(87,868)	(95,681)
2026	(7,822)	(17,831)	(25,653)
Thereafter	(3,573)	(20,915)	(24,488)
Total	\$ (45,221)	\$ (388,786)	\$ (434,007)

Actuarial Assumptions - SERS

The total OPEB liability is determined by SERS' actuaries in accordance with GASB Statement No. 74, as part of their annual actuarial valuation for each retirement plan. Actuarial valuations of an ongoing plan involve estimates of the value of reported amounts (e.g., salaries, credited service) and assumptions about the probability of occurrence of events far into the future (e.g., mortality, disabilities, retirements, employment terminations). Actuarially determined amounts are subject to continual review and potential modifications, as actual results are compared with past expectations and new estimates are made about the future.

Projections of benefits for financial reporting purposes are based on the substantive plan (the plan as understood by the employers and plan members) and include the types of benefits provided at the time of each valuation and the historical pattern of sharing benefit costs between the employers and plan members to that point. The projection of benefits for financial reporting purposes does not explicitly incorporate the potential effects of legal or contractual funding limitations.

Actuarial calculations reflect a long-term perspective. For a newly hired employee, actuarial calculations will take into account the employee's entire career with the employer and also take into consideration the benefits, if any, paid to the employee after termination of employment until the death of the employee and any applicable contingent annuitant. In many cases, actuarial calculations reflect several decades of service with the employer and the payment of benefits after termination.

THIS SPACE INTENTIONALLY LEFT BLANK

**CONOTTON VALLEY UNION LOCAL SCHOOL DISTRICT
CARROLL COUNTY, OHIO**

NOTES TO THE BASIC FINANCIAL STATEMENTS
FOR THE FISCAL YEAR ENDED JUNE 30, 2021

NOTE 12 - DEFINED BENEFIT OPEB PLANS - (Continued)

Key methods and assumptions used in calculating the total OPEB liability in the latest actuarial valuation date of June 30, 2020 are presented below:

Wage inflation	3.00%
Future salary increases, including inflation	3.50% to 18.20%
Investment rate of return	7.50% net of investment expense, including inflation
Municipal bond index rate:	
Measurement date	2.45%
Prior measurement date	3.13%
Single equivalent interest rate, net of plan investment expense, including price inflation:	
Measurement date	2.63%
Prior measurement date	3.22%
Medical trend assumption:	
Measurement date	
Medicare	5.25 to 4.75%
Pre-Medicare	7.00 to 4.75%
Prior measurement date	
Medicare	5.25 to 4.75%
Pre-Medicare	7.00 to 4.75%

Mortality rates were based on the RP-2014 Blue Collar Mortality Table with fully generational projection and Scale BB, 120% of male rates and 110% of female rates. RP-2000 Disabled Mortality Table with 90% for male rates and 100% for female rates set back five years.

The most recent experience study was completed for the five year period ended June 30, 2015.

The long-term expected rate of return on plan assets is reviewed as part of the actuarial five-year experience study. The most recent study covers fiscal years 2010 through 2015, and was adopted by the Board on April 21, 2016. Several factors are considered in evaluating the long-term rate of return assumption including long-term historical data, estimates inherent in current market data, and a log-normal distribution analysis in which best-estimate ranges of expected future real rates of return were developed by the investment consultant for each major asset class. These ranges were combined to produce the long-term expected rate of return, 7.50%, by weighting the expected future real rates of return by the target asset allocation percentage and then adding expected inflation. The capital market assumptions developed by the investment consultant are intended for use over a 10-year horizon and may not be useful in setting the long-term rate of return for funding pension plans which covers a longer timeframe. The assumption is intended to be a long-term assumption and is not expected to change absent a significant change in the asset allocation, a change in the inflation assumption, or a fundamental change in the market that alters expected returns in future years.

THIS SPACE INTENTIONALLY LEFT BLANK

**CONOTTON VALLEY UNION LOCAL SCHOOL DISTRICT
CARROLL COUNTY, OHIO**

NOTES TO THE BASIC FINANCIAL STATEMENTS
FOR THE FISCAL YEAR ENDED JUNE 30, 2021

NOTE 12 - DEFINED BENEFIT OPEB PLANS - (Continued)

The target asset allocation and best estimates of arithmetic real rates of return for each major asset class, as used in the June 30, 2015 five-year experience study, are summarized as follows:

Asset Class	Target Allocation	Long-Term Expected Real Rate of Return
Cash	2.00 %	1.85 %
US Equity	22.50	5.75
International Equity	22.50	6.50
Fixed Income	19.00	2.85
Private Equity	12.00	7.60
Real Assets	17.00	6.60
Multi-Asset Strategies	5.00	6.65
Total	<u>100.00 %</u>	

Discount Rate - The discount rate used to measure the total OPEB liability at June 30, 2020 was 2.63%. The discount rate used to measure total OPEB liability prior to June 30, 2019 was 3.22%. The projection of cash flows used to determine the discount rate assumed that contributions will be made from members and the System at the state statute contribution rate of 2.00% of projected covered employee payroll each year, which includes a 1.50% payroll surcharge and 0.50% of contributions from the basic benefits plan. Based on these assumptions, the OPEB plan's fiduciary net position was projected to become insufficient to make future benefit payments during the fiscal year ending June 30, 2025. Therefore, the long-term expected rate of return on OPEB plan assets was used to present value the projected benefit payments through the fiscal year ending June 30, 2024 and the Fidelity General Obligation 20-year Municipal Bond Index rate of 2.45%, as of June 30, 2020 (i.e. municipal bond rate), was used to present value the projected benefit payments for the remaining years in the projection. A municipal bond rate of 3.13% was used as of June 30, 2019. The total present value of projected benefit payments from all years was then used to determine the single rate of return that was used as the discount rate. The projection of future benefit payments for all current plan members was until the benefit payments ran out.

Sensitivity of the District's Proportionate Share of the Net OPEB Liability to Changes in the Discount Rate and Changes in the Health Care Cost Trend Rates - The net OPEB liability is sensitive to changes in the discount rate and the health care cost trend rate. The following table presents the net OPEB liability of SERS, what SERS' net OPEB liability would be if it were calculated using a discount rate that is 1 percentage point lower (1.63%) and higher (3.63%) than the current discount rate (2.63%). Also shown is what SERS' net OPEB liability would be based on health care cost trend rates that are 1 percentage point lower (6.00% decreasing to 3.75%) and higher (8.00% decreasing to 5.75%) than the current rate (7.00% decreasing to 4.75%).

	1% Decrease	Current Discount Rate	1% Increase
District's proportionate share of the net OPEB liability	\$ 995,691	\$ 813,489	\$ 668,640
	1% Decrease	Current Trend Rate	1% Increase
District's proportionate share of the net OPEB liability	\$ 640,561	\$ 813,489	\$ 1,044,739

**CONOTTON VALLEY UNION LOCAL SCHOOL DISTRICT
CARROLL COUNTY, OHIO**

NOTES TO THE BASIC FINANCIAL STATEMENTS
FOR THE FISCAL YEAR ENDED JUNE 30, 2021

NOTE 12 - DEFINED BENEFIT OPEB PLANS - (Continued)

Actuarial Assumptions - STRS

Key methods and assumptions used in the latest actuarial valuation, reflecting experience study results used in the July 1, 2020, actuarial valuation, compared with July 1, 2019, are presented below:

	July 1, 2020		July 1, 2019	
	Initial	Ultimate	Initial	Ultimate
Inflation	2.50%		2.50%	
Projected salary increases	12.50% at age 20 to 2.50% at age 65		12.50% at age 20 to 2.50% at age 65	
Investment rate of return	7.45%, net of investment expenses, including inflation		7.45%, net of investment expenses, including inflation	
Payroll increases	3.00%		3.00%	
Cost-of-living adjustments (COLA)	0.00%		0.00%	
Discount rate of return	7.45%		7.45%	
Blended discount rate of return	N/A		N/A	
Health care cost trends				
Medical				
Pre-Medicare	5.00%	4.00%	5.87%	4.00%
Medicare	-6.69%	4.00%	4.93%	4.00%
Prescription Drug				
Pre-Medicare	6.50%	4.00%	7.73%	4.00%
Medicare	11.87%	4.00%	9.62%	4.00%

Projections of benefits include the historical pattern of sharing benefit costs between the employers and retired plan members.

For healthy retirees the mortality rates are based on the RP-2014 Annuitant Mortality Table with 50% of rates through age 69, 70% of rates between ages 70 and 79, 90% of rates between ages 80 and 84, and 100% of rates thereafter, projected forward generationally using mortality improvement scale MP-2016. For disabled retirees, mortality rates are based on the RP-2014 Disabled Mortality Table with 90% of rates for males and 100% of rates for females, projected forward generationally using mortality improvement scale MP-2016.

Actuarial assumptions used in the June 30, 2020 valuation are based on the results of an actuarial experience study for the period July 1, 2011 through June 30, 2016.

Assumption Changes Since the Prior Measurement Date - There were no changes in assumptions since the prior measurement date of June 30, 2019.

Benefit Term Changes Since the Prior Measurement Date - There was no change to the claims costs process. Claim curves were updated to reflect the projected fiscal year end 2021 premium based on June 30, 2020 enrollment distribution. The non-Medicare subsidy percentage was increased effective January 1, 2021 from 1.984% to 2.055% per year of service. The non-Medicare frozen subsidy base premium was increased effective January 1, 2021. The Medicare subsidy percentages were adjusted effective January 1, 2021 to 2.1% for the AMA Medicare plan. The Medicare Part B monthly reimbursement elimination date was postponed indefinitely.

**CONOTTON VALLEY UNION LOCAL SCHOOL DISTRICT
CARROLL COUNTY, OHIO**

NOTES TO THE BASIC FINANCIAL STATEMENTS
FOR THE FISCAL YEAR ENDED JUNE 30, 2021

NOTE 12 - DEFINED BENEFIT OPEB PLANS - (Continued)

STRS' investment consultant develops an estimate range for the investment return assumption based on the target allocation adopted by the Retirement Board. The target allocation and long-term expected rate of return for each major asset class are summarized as follows:

Asset Class	Target Allocation	Long-Term Expected Real Rate of Return *
Domestic Equity	28.00 %	7.35 %
International Equity	23.00	7.55
Alternatives	17.00	7.09
Fixed Income	21.00	3.00
Real Estate	10.00	6.00
Liquidity Reserves	1.00	2.25
Total	<u>100.00 %</u>	

**10-Year geometric nominal returns, which include the real rate of return and inflation of 2.25% and does not include investment expenses. Over a 30-year period, STRS' investment consultant indicates that the above target allocations should generate a return above the actuarial rate of return, without net value added by management.

Discount Rate - The discount rate used to measure the total OPEB asset was 7.45% as of June 30, 2020. The projection of cash flows used to determine the discount rate assumes STRS Ohio continues to allocate no employer contributions to the health care fund. Based on these assumptions, the OPEB plan's fiduciary net position was projected to be available to make all projected future benefit payments to current plan members. Therefore, the long-term expected rate of return on health care plan investments of 7.45% was used to measure the total OPEB asset as of June 30, 2020.

Sensitivity of the District's Proportionate Share of the Net OPEB Asset to Changes in the Discount and Health Care Cost Trend Rate - The following table represents the net OPEB asset as of June 30, 2020, calculated using the current period discount rate assumption of 7.45%, as well as what the net OPEB asset would be if it were calculated using a discount rate that is one percentage point lower (6.45%) or one percentage point higher (8.45%) than the current assumption. Also shown is the net OPEB asset as if it were calculated using health care cost trend rates that are one percentage point lower or one percentage point higher than the current health care cost trend rates.

	1% Decrease	Current Discount Rate	1% Increase
	District's proportionate share of the net OPEB asset	\$ 395,556	\$ 454,628

	1% Decrease	Current Trend Rate	1% Increase
	District's proportionate share of the net OPEB asset	\$ 501,637	\$ 454,628

**CONOTTON VALLEY UNION LOCAL SCHOOL DISTRICT
CARROLL COUNTY, OHIO**

NOTES TO THE BASIC FINANCIAL STATEMENTS
FOR THE FISCAL YEAR ENDED JUNE 30, 2021

NOTE 13 - BUDGETARY BASIS OF ACCOUNTING

While reporting financial position, results of operations, and changes in fund balance on the basis of generally accepted accounting principles (GAAP), the budgetary basis as provided by law is based upon accounting for certain transactions on a basis of cash receipts and disbursements.

The statement of revenue, expenditures and changes in fund balance - budget and actual (non-GAAP budgetary basis) presented for the general fund is presented on the budgetary basis to provide a meaningful comparison of actual results with the budget. The major differences between the budget basis and the GAAP basis are that:

- (a) Revenues and other financing sources are recorded when received in cash (budget basis) as opposed to when susceptible to accrual (GAAP basis);
- (b) Expenditures and other financing uses are recorded when paid in cash (budget basis) as opposed to when the liability is incurred (GAAP basis);
- (c) In order to determine compliance with Ohio law, and to reserve that portion of the applicable appropriation, total outstanding encumbrances (budget basis) are recorded as the equivalent of an expenditure, as opposed to assigned or committed fund balance for that portion of outstanding encumbrances not already recognized as an account payable (GAAP basis);
- (d) Some funds are included in the general fund (GAAP basis), but have separate legally adopted budgets (budget basis); and,
- (e) Investments are reported at fair value (GAAP basis) rather than cost (budget basis).

The adjustments necessary to convert the results of operations for the year on the budget basis to the GAAP basis for the general fund is as follows:

Net Change in Fund Balance

	<u>General fund</u>
Budget basis	\$ (499,587)
Net adjustment for revenue accruals	(270,975)
Net adjustment for expenditure accruals	194,469
Net adjustment for other sources/uses	(152,099)
Funds budgeted elsewhere	132
Adjustment for encumbrances	378,220
GAAP basis	<u>\$ (349,840)</u>

Certain funds that are legally budgeted in separate special revenue and agency funds are considered part of the general fund on a GAAP basis. This includes the public school support fund and the unclaimed monies fund.

**CONOTTON VALLEY UNION LOCAL SCHOOL DISTRICT
CARROLL COUNTY, OHIO**

NOTES TO THE BASIC FINANCIAL STATEMENTS
FOR THE FISCAL YEAR ENDED JUNE 30, 2021

NOTE 14 - CONTINGENCIES

A. Grants

The District receives significant financial assistance from numerous federal, State and local agencies in the form of grants. The disbursement of funds received under these programs generally requires compliance with terms and conditions specified in the grant agreements and are subject to audit by the grantor agencies. Any disallowed claims resulting from such audits could become a liability of the District. However, in the opinion of management, any such disallowed claims will not have a material effect on the financial position of the District.

B. Litigation

The District is a party to legal proceedings. However, the outcome of any legal action is unknown at this time and the District is not able to estimate the financial impact, if any, on the financial condition of the District.

C. Foundation Funding

Foundation funding is based on the annualized full-time equivalent (FTE) enrollment of each student. The Ohio Department of Education (ODE) is legislatively required to adjust/reconcile funding as enrollment information is updated by schools throughout the State, which can extend past the fiscal year-end. As of the date of this report, additional ODE adjustments for fiscal year 2021 are not finalized. As a result, the impact of future FTE adjustments on the fiscal year 2021 financial statements is not determinable at this time. Management believes this will result in either a receivable to, or liability of, the District.

NOTE 15 - SET-ASIDES

The District is required by State law to annually set-aside certain general fund revenue amounts, as defined by statutory formula, for the acquisition and construction of capital improvements. Amounts not spent by the end of the fiscal year or offset by similarly restricted resources received during the year must be held in cash at fiscal year-end. This amount must be carried forward to be used for the same purpose in future years. Expenditures exceeding the set-aside requirement may not be carried forward to the next fiscal year.

The following cash-basis information describes the change in the fiscal year-end set-aside amount for capital improvements. Disclosure of this information is required by State statute.

	<u>Capital Improvements</u>
Set-aside balance June 30, 2020	\$ -
Current year set-aside requirement	83,739
Current year offsets	<u>(1,135,995)</u>
Total	<u>\$ (1,052,256)</u>
Balance carried forward to fiscal year 2022	<u>\$ -</u>
Set-aside balance June 30, 2021	<u>\$ -</u>

**CONOTTON VALLEY UNION LOCAL SCHOOL DISTRICT
CARROLL COUNTY, OHIO**

NOTES TO THE BASIC FINANCIAL STATEMENTS
FOR THE FISCAL YEAR ENDED JUNE 30, 2021

NOTE 16 - OTHER COMMITMENTS

The District utilizes encumbrance accounting as part of its budgetary controls. Encumbrances outstanding at year-end may be reported as part of restricted, committed, or assigned classifications of fund balance. At year end, the District's commitments for encumbrances in the governmental funds were as follows:

<u>Fund Type</u>	<u>Year-End Encumbrances</u>
General fund	\$ 366,226
Permanent improvement fund	168,000
Building fund	7,165,360
Nonmajor governmental funds	<u>15,721</u>
Total	<u>\$ 7,715,307</u>

NOTE 17 - INTERFUND TRANSACTIONS

A. Interfund transfers for the year ended June 30, 2021, consisted of the following, as reported on the fund financial statements:

<u>Transfers from general fund to:</u>	<u>Amount</u>
Permanent improvement fund	\$ 2,050,000
Nonmajor governmental funds	<u>129,005</u>
Total	<u>\$ 2,179,005</u>

Transfers are used to move revenues from the fund that statute or budget required to collect them to the fund that statute or budget requires to expend them and to use unrestricted revenues collected in the general fund to finance various programs accounted for in other funds in accordance with budgetary authorizations.

All transfers made in fiscal year 2021 were in accordance with Ohio Revised Code Sections 5705.14, 5705.15 and 5705.16. Transfers between governmental funds are eliminated for reporting on the government-wide financial statements.

B. Interfund balances at June 30, 2021 as reported on the fund statements, consist of the following individual interfund loans receivable and payable:

<u>Receivable fund</u>	<u>Payable fund</u>	<u>Amount</u>
General fund	Nonmajor governmental funds	\$ 17,036

The primary purpose of the interfund balances is to cover costs in specific funds where revenues were not received by June 30. These interfund balances will be repaid once the anticipated revenues are received. All interfund balances are expected to be repaid within one year.

Interfund balances between governmental funds are eliminated on the government-wide financial statements.

**CONOTTON VALLEY UNION LOCAL SCHOOL DISTRICT
CARROLL COUNTY, OHIO**

NOTES TO THE BASIC FINANCIAL STATEMENTS
FOR THE FISCAL YEAR ENDED JUNE 30, 2021

NOTE 18 - CONTRACTUAL COMMITMENTS

As of June 30, 2021, the District had contractual commitments outstanding for the Rocket Center project:

Contractor	Contractual Commitments	Amount Paid as of 6/30/2021	Amount Remaining on Contracts
VendRick Construction	\$ 16,965,000	\$ 6,204,484	\$ 10,760,516
Flickinger Piping Co.	1,243,675	6,628	1,237,047
RT Hampton Plumbing and Heating	2,589,195	1,538,984	1,050,211
Fire Foe Corporation	217,885	-	217,885
Wood Electric, Inc.	3,157,700	1,014,875	2,142,825
Total	<u>\$ 24,173,455</u>	<u>\$ 8,764,971</u>	<u>\$ 15,408,484</u>

NOTE 19 – COVID-19

The United States and the State of Ohio declared a state of emergency in March of 2020 due to the COVID-19 pandemic. The financial impact of COVID-19 and the continuing emergency measures may impact subsequent periods of the District. The District’s investment portfolio and the pension and other employee benefits plan in which the District participate fluctuates with market conditions, and due to market volatility, the amount of gains or losses that will be realized in subsequent periods, if any, cannot be determined. In addition, the impact on the District’s future operating costs, revenues, and additional recovery from emergency funding, either federal or state, cannot be estimated.

NOTE 20 - SUBSEQUENT EVENT

For fiscal year 2022, District foundation funding received from the State of Ohio will be funded using a direct funding model. Under this new model, community school, STEM school, scholarship, and open enrollment funding will be directly funded by the State of Ohio to the respective educating schools. For fiscal year 2021 and prior, the amounts related to students who were residents of the District were funded to the District who, in turn, made the payment to the educating school. For fiscal year 2021, the District reported \$499,915 in revenues and expenditures/expenses related to these programs. Also, during fiscal year 2021, the District reported \$828,730 in tuition and fees from the resident school districts which will be direct funded to the District as the educating entity in fiscal year 2022. This new funding system calculates a unique base cost and a unique “per-pupil local capacity amount” for each District. The District’s state core foundation funding is then calculated. Any change in funding will be subject to a phase in percentage of 16.67 percent for fiscal year 2022 and 33.33 percent for fiscal year 2023.

THIS PAGE IS INTENTIONALLY LEFT BLANK

REQUIRED SUPPLEMENTARY INFORMATION

**CONOTTON VALLEY UNION LOCAL SCHOOL DISTRICT
CARROLL COUNTY, OHIO**

SCHEDULES OF REQUIRED SUPPLEMENTARY INFORMATION

SCHEDULE OF THE DISTRICT'S PROPORTIONATE SHARE OF
THE NET PENSION LIABILITY
SCHOOL EMPLOYEES RETIREMENT SYSTEM (SERS) OF OHIO

LAST EIGHT FISCAL YEARS

	<u>2021</u>	<u>2020</u>	<u>2019</u>	<u>2018</u>
District's proportion of the net pension liability	0.03747850%	0.03132300%	0.02663020%	0.02632500%
District's proportionate share of the net pension liability	\$ 2,478,907	\$ 1,874,110	\$ 1,525,161	\$ 1,572,861
District's covered payroll	\$ 1,232,757	\$ 1,263,052	\$ 883,022	\$ 977,250
District's proportionate share of the net pension liability as a percentage of its covered payroll	201.09%	148.38%	172.72%	160.95%
Plan fiduciary net position as a percentage of the total pension liability	68.55%	70.85%	71.36%	69.50%

Note: Information prior to 2014 was unavailable. Schedule is intended to show information for 10 years. Additional years will be displayed as they become available.

Amounts presented for each fiscal year were determined as of the District's measurement date which is the prior year-end.

SEE ACCOMPANYING NOTES TO THE REQUIRED SUPPLEMENTARY INFORMATION

<u>2017</u>	<u>2016</u>	<u>2015</u>	<u>2014</u>
0.02324720%	0.02046890%	0.01855800%	0.01855800%
\$ 1,701,481	\$ 1,167,975	\$ 939,210	\$ 1,103,585
\$ 748,264	\$ 616,222	\$ 539,250	\$ 620,592
227.39%	189.54%	174.17%	177.83%
62.98%	69.16%	71.70%	65.52%

**CONOTTON VALLEY UNION LOCAL SCHOOL DISTRICT
CARROLL COUNTY, OHIO**

SCHEDULES OF REQUIRED SUPPLEMENTARY INFORMATION

SCHEDULE OF THE DISTRICT'S PROPORTIONATE SHARE OF
THE NET PENSION LIABILITY
STATE TEACHERS RETIREMENT SYSTEM (STRS) OF OHIO

LAST EIGHT FISCAL YEARS

	<u>2021</u>	<u>2020</u>	<u>2019</u>	<u>2018</u>
District's proportion of the net pension liability	0.02586788%	0.02133001%	0.01939965%	0.01777438%
District's proportionate share of the net pension liability	\$ 6,259,107	\$ 4,717,004	\$ 4,265,547	\$ 4,222,342
District's covered payroll	\$ 3,184,136	\$ 2,589,629	\$ 2,264,900	\$ 1,984,593
District's proportionate share of the net pension liability as a percentage of its covered payroll	196.57%	182.15%	188.33%	212.76%
Plan fiduciary net position as a percentage of the total pension liability	75.48%	77.40%	77.31%	75.30%

Note: Information prior to 2014 was unavailable. Schedule is intended to show information for 10 years. Additional years will be displayed as they become available.

Amounts presented for each fiscal year were determined as of the District's measurement date which is the prior year-end.

SEE ACCOMPANYING NOTES TO THE REQUIRED SUPPLEMENTARY INFORMATION

<u>2017</u>	<u>2016</u>	<u>2015</u>	<u>2014</u>
0.01660490%	0.01645669%	0.01709143%	0.01709143%
\$ 5,558,161	\$ 4,548,148	\$ 4,157,227	\$ 4,952,062
\$ 1,749,071	\$ 1,747,114	\$ 1,746,269	\$ 1,989,900
317.78%	260.32%	238.06%	248.86%
66.80%	72.10%	74.70%	69.30%

**CONOTTON VALLEY UNION LOCAL SCHOOL DISTRICT
CARROLL COUNTY, OHIO**

SCHEDULES OF REQUIRED SUPPLEMENTARY INFORMATION

SCHEDULE OF DISTRICT PENSION CONTRIBUTIONS
SCHOOL EMPLOYEES RETIREMENT SYSTEM (SERS) OF OHIO

	LAST TEN FISCAL YEARS			
	<u>2021</u>	<u>2020</u>	<u>2019</u>	<u>2018</u>
Contractually required contribution	\$ 224,663	\$ 172,586	\$ 170,512	\$ 119,208
Contributions in relation to the contractually required contribution	<u>(224,663)</u>	<u>(172,586)</u>	<u>(170,512)</u>	<u>(119,208)</u>
Contribution deficiency (excess)	<u>\$ -</u>	<u>\$ -</u>	<u>\$ -</u>	<u>\$ -</u>
District's covered payroll	\$ 1,604,736	\$ 1,232,757	\$ 1,263,052	\$ 883,022
Contributions as a percentage of covered payroll	14.00%	14.00%	13.50%	13.50%

SEE ACCOMPANYING NOTES TO THE REQUIRED SUPPLEMENTARY INFORMATION

<u>2017</u>	<u>2016</u>	<u>2015</u>	<u>2014</u>	<u>2013</u>	<u>2012</u>
\$ 136,815	\$ 104,757	\$ 81,218	\$ 74,740	\$ 85,890	\$ 87,041
<u>(136,815)</u>	<u>(104,757)</u>	<u>(81,218)</u>	<u>(74,740)</u>	<u>(85,890)</u>	<u>(87,041)</u>
<u>\$ -</u>	<u>\$ -</u>	<u>\$ -</u>	<u>\$ -</u>	<u>\$ -</u>	<u>\$ -</u>
\$ 977,250	\$ 748,264	\$ 616,222	\$ 539,250	\$ 620,592	\$ 647,145
14.00%	14.00%	13.18%	13.86%	13.84%	13.45%

**CONOTTON VALLEY UNION LOCAL SCHOOL DISTRICT
CARROLL COUNTY, OHIO**

SCHEDULES OF REQUIRED SUPPLEMENTARY INFORMATION

SCHEDULE OF DISTRICT PENSION CONTRIBUTIONS
STATE TEACHERS RETIREMENT SYSTEM (STRS) OF OHIO

	LAST TEN FISCAL YEARS			
	<u>2021</u>	<u>2020</u>	<u>2019</u>	<u>2018</u>
Contractually required contribution	\$ 478,675	\$ 445,779	\$ 362,548	\$ 317,086
Contributions in relation to the contractually required contribution	<u>(478,675)</u>	<u>(445,779)</u>	<u>(362,548)</u>	<u>(317,086)</u>
Contribution deficiency (excess)	<u>\$ -</u>	<u>\$ -</u>	<u>\$ -</u>	<u>\$ -</u>
District's covered payroll	\$ 3,419,107	\$ 3,184,136	\$ 2,589,629	\$ 2,264,900
Contributions as a percentage of covered payroll	14.00%	14.00%	14.00%	14.00%

SEE ACCOMPANYING NOTES TO THE REQUIRED SUPPLEMENTARY INFORMATION

<u>2017</u>	<u>2016</u>	<u>2015</u>	<u>2014</u>	<u>2013</u>	<u>2012</u>
\$ 277,843	\$ 244,870	\$ 244,596	\$ 227,015	\$ 258,687	\$ 291,254
<u>(277,843)</u>	<u>(244,870)</u>	<u>(244,596)</u>	<u>(227,015)</u>	<u>(258,687)</u>	<u>(291,254)</u>
<u>\$ -</u>	<u>\$ -</u>	<u>\$ -</u>	<u>\$ -</u>	<u>\$ -</u>	<u>\$ -</u>
\$ 1,984,593	\$ 1,749,071	\$ 1,747,114	\$ 1,746,269	\$ 1,989,900	\$ 2,240,415
14.00%	14.00%	14.00%	13.00%	13.00%	13.00%

**CONOTTON VALLEY UNION LOCAL SCHOOL DISTRICT
CARROLL COUNTY, OHIO**

SCHEDULES OF REQUIRED SUPPLEMENTARY INFORMATION

SCHEDULE OF THE DISTRICT'S PROPORTIONATE SHARE OF
THE NET OPEB LIABILITY
SCHOOL EMPLOYEES RETIREMENT SYSTEM (SERS) OF OHIO

LAST FIVE FISCAL YEARS

	<u>2021</u>	<u>2020</u>	<u>2019</u>	<u>2018</u>	<u>2017</u>
District's proportion of the net OPEB liability	0.03743060%	0.03212380%	0.02694580%	0.02659880%	0.02349676%
District's proportionate share of the net OPEB liability	\$ 813,489	\$ 807,846	\$ 747,549	\$ 713,842	\$ 669,745
District's covered payroll	\$ 1,232,757	\$ 1,263,052	\$ 883,022	\$ 748,264	\$ 748,264
District's proportionate share of the net OPEB liability as a percentage of its covered payroll	65.99%	63.96%	84.66%	95.40%	89.51%
Plan fiduciary net position as a percentage of the total OPEB liability	18.17%	15.57%	13.57%	12.46%	11.49%

Note: Information prior to 2017 was unavailable. Schedule is intended to show information for 10 years. Additional years will be displayed as they become available.

Amounts presented for each fiscal year were determined as of the District's measurement date which is the prior year-end.

SEE ACCOMPANYING NOTES TO THE REQUIRED SUPPLEMENTARY INFORMATION

**CONOTTON VALLEY UNION LOCAL SCHOOL DISTRICT
CARROLL COUNTY, OHIO**

SCHEDULES OF REQUIRED SUPPLEMENTARY INFORMATION

SCHEDULE OF THE DISTRICT'S PROPORTIONATE SHARE OF
THE NET OPEB LIABILITY/ASSET
STATE TEACHERS RETIREMENT SYSTEM (STRS) OF OHIO

LAST FIVE FISCAL YEARS

	<u>2021</u>	<u>2020</u>	<u>2019</u>	<u>2018</u>	<u>2017</u>
District's proportion of the net OPEB liability/asset	0.02586788%	0.02133001%	0.01939965%	0.01777438%	0.01660490%
District's proportionate share of the net OPEB liability/(asset)	\$ (454,628)	\$ (353,276)	\$ (311,733)	\$ 693,491	\$ 888,034
District's covered payroll	\$ 3,184,136	\$ 2,589,629	\$ 2,264,900	\$ 1,749,071	\$ 1,749,071
District's proportionate share of the net OPEB liability/asset as a percentage of its covered payroll	14.28%	13.64%	13.76%	39.65%	50.77%
Plan fiduciary net position as a percentage of the total OPEB liability/asset	182.10%	174.70%	176.00%	47.10%	37.33%

Note: Information prior to 2017 was unavailable. Schedule is intended to show information for 10 years. Additional years will be displayed as they become available.

Amounts presented for each fiscal year were determined as of the District's measurement date which is the prior year-end.

SEE ACCOMPANYING NOTES TO THE REQUIRED SUPPLEMENTARY INFORMATION

**CONOTTON VALLEY UNION LOCAL SCHOOL DISTRICT
CARROLL COUNTY, OHIO**

SCHEDULES OF REQUIRED SUPPLEMENTARY INFORMATION

SCHEDULE OF DISTRICT OPEB CONTRIBUTIONS
SCHOOL EMPLOYEES RETIREMENT SYSTEM (SERS) OF OHIO

	LAST TEN FISCAL YEARS			
	<u>2021</u>	<u>2020</u>	<u>2019</u>	<u>2018</u>
Contractually required contribution	\$ 20,581	\$ 17,137	\$ 26,034	\$ 18,659
Contributions in relation to the contractually required contribution	<u>(20,581)</u>	<u>(17,137)</u>	<u>(26,034)</u>	<u>(18,659)</u>
Contribution deficiency (excess)	<u>\$ -</u>	<u>\$ -</u>	<u>\$ -</u>	<u>\$ -</u>
District's covered payroll	\$ 1,604,736	\$ 1,232,757	\$ 1,263,052	\$ 883,022
Contributions as a percentage of covered payroll	1.28%	1.39%	2.06%	2.11%

SEE ACCOMPANYING NOTES TO THE REQUIRED SUPPLEMENTARY INFORMATION

<u>2017</u>	<u>2016</u>	<u>2015</u>	<u>2014</u>	<u>2013</u>	<u>2012</u>
\$ 13,965	\$ 11,625	\$ 5,053	\$ 11,506	\$ 14,029	\$ 17,140
<u>(13,965)</u>	<u>(11,625)</u>	<u>(5,053)</u>	<u>(11,506)</u>	<u>(14,029)</u>	<u>(17,140)</u>
<u>\$ -</u>	<u>\$ -</u>	<u>\$ -</u>	<u>\$ -</u>	<u>\$ -</u>	<u>\$ -</u>
\$ 977,250	\$ 748,264	\$ 616,222	\$ 539,250	\$ 620,592	\$ 647,145
1.43%	1.55%	0.82%	2.13%	2.26%	2.65%

**CONOTTON VALLEY UNION LOCAL SCHOOL DISTRICT
CARROLL COUNTY, OHIO**

SCHEDULES OF REQUIRED SUPPLEMENTARY INFORMATION

SCHEDULE OF DISTRICT OPEB CONTRIBUTIONS
STATE TEACHERS RETIREMENT SYSTEM (STRS) OF OHIO

	LAST TEN FISCAL YEARS			
	<u>2021</u>	<u>2020</u>	<u>2019</u>	<u>2018</u>
Contractually required contribution	\$ -	\$ -	\$ -	\$ -
Contributions in relation to the contractually required contribution	<u>-</u>	<u>-</u>	<u>-</u>	<u>-</u>
Contribution deficiency (excess)	<u>\$ -</u>	<u>\$ -</u>	<u>\$ -</u>	<u>\$ -</u>
District's covered payroll	\$ 3,419,107	\$ 3,184,136	\$ 2,589,629	\$ 2,264,900
Contributions as a percentage of covered payroll	0.00%	0.00%	0.00%	0.00%

SEE ACCOMPANYING NOTES TO THE REQUIRED SUPPLEMENTARY INFORMATION

<u>2017</u>	<u>2016</u>	<u>2015</u>	<u>2014</u>	<u>2013</u>	<u>2012</u>
\$ -	\$ -	\$ -	\$ 17,677	\$ 20,971	\$ 21,499
-	-	-	(17,677)	(20,971)	(21,499)
<u>\$ -</u>	<u>\$ -</u>	<u>\$ -</u>	<u>\$ -</u>	<u>\$ -</u>	<u>\$ -</u>
\$ 1,984,593	\$ 1,749,071	\$ 1,747,114	\$ 1,746,269	\$ 1,989,900	\$ 2,240,415
0.00%	0.00%	0.00%	1.01%	1.05%	0.96%

**CONOTTON VALLEY UNION LOCAL SCHOOL DISTRICT
CARROLL COUNTY, OHIO**

NOTES TO THE REQUIRED SUPPLEMENTARY INFORMATION
FOR THE FISCAL YEAR ENDED JUNE 30, 2021

PENSION

SCHOOL EMPLOYEES RETIREMENT SYSTEM (SERS) OF OHIO

Changes in benefit terms: There were no changes in benefit terms from the amounts reported for fiscal years 2014-2017. For fiscal year 2018, SERS changed from a fixed 3% annual increase to a Cost of Living Adjustment (COLA) based on the changes in the Consumer Price Index (CPI-W), with a cap of 2.5% and a floor of 0%. There were no changes in benefit terms from the amounts previously reported for fiscal years 2019-2021.

Changes in assumptions: There were no changes in methods and assumptions used in the calculation of actuarial determined contributions for fiscal years 2014-2016. For fiscal year 2017, the following changes of assumptions affected the total pension liability since the prior measurement date: (a) the assumed rate of inflation was reduced from 3.25% to 3.00%, (b) payroll growth assumption was reduced from 4.00% to 3.50%, (c) assumed real wage growth was reduced from 0.75% to 0.50%, (d) rates of withdrawal, retirement and disability were updated to reflect recent experience, (e) mortality among active members was updated to RP-2014 Blue Collar Mortality Table with fully generational projection and a five year age set-back for both males and females, (f) mortality among service retired members and beneficiaries was updated to the following RP-2014 Blue Collar Mortality Table with fully generational projection with Scale BB, 120% of male rates and 110% of female rates, (g) mortality among disabled members was updated to RP-2000 Disabled Mortality Table, 90% for male rates and 100% for female rates, set back five years is used for the period after disability retirement and (h) the discount rate was reduced from 7.75% to 7.50%. There were no changes in methods and assumptions used in the calculation of actuarial determined contributions for fiscal years 2018-2021.

STATE TEACHERS RETIREMENT SYSTEM (STRS) OF OHIO

Changes in benefit terms: There were no changes in benefit terms from the amounts reported for fiscal years 2014-2017. For fiscal year 2018, STRS decreased the Cost of Living Adjustment (COLA) to zero. There were no changes in benefit terms from amounts previously reported for fiscal years 2019-2021.

Changes in assumptions: There were no changes in methods and assumptions used in the calculation of actuarial determined contributions for fiscal years 2014-2017. For fiscal year 2018, the following changes of assumption affected the total pension liability since the prior measurement date: (a) the long-term expected rate of return was reduced from 7.75% to 7.45%, (b) the inflation assumption was lowered from 2.75% to 2.50%, (c) the payroll growth assumption was lowered to 3.00%, (d) total salary increases rate was lowered by decreasing the merit component of the individual salary increases, in addition to a decrease of 0.25% due to lower inflation, (e) the healthy and disabled mortality assumptions were updated to the RP-2014 mortality tables with generational improvement scale MP-2016 and (f) rates of retirement, termination and disability were modified to better reflect anticipated future experience. There were no changes in methods and assumptions used in the calculation of actuarial determined contributions for fiscal years 2019-2021.

OTHER POSTEMPLOYMENT BENEFITS (OPEB)

SCHOOL EMPLOYEES RETIREMENT SYSTEM (SERS) OF OHIO

Changes in benefit terms: There were no changes in benefit terms from the amounts previously reported for fiscal years 2017-2021.

(Continued)

**CONOTTON VALLEY UNION LOCAL SCHOOL DISTRICT
CARROLL COUNTY, OHIO**

NOTES TO THE REQUIRED SUPPLEMENTARY INFORMATION (CONTINUED)
FOR THE FISCAL YEAR ENDED JUNE 30, 2021

OTHER POSTEMPLOYMENT BENEFITS (OPEB) (Continued)

Changes in assumptions: There were no changes in methods and assumptions used in the calculation of actuarial determined contributions for fiscal year 2017. For fiscal year 2018, the following changes of assumptions affected the total OPEB liability since the prior measurement date: (a) assumed rate of inflation was reduced from 3.25% to 3.00%, (b) payroll growth assumption was reduced from 4.00% to 3.50%, (c) assumed real wage growth was reduced from 0.75% to 0.50%, (d) rates of withdrawal, retirement, and disability were updated to reflect recent experience, (e) mortality among active members was updated to the following: RP-2014 Blue Collar Mortality Table with fully generational projection and a five-year age set-back for both males and females, (f) mortality among service retired members and beneficiaries was updated to the following: RP-2014 Blue Collar Mortality Table with fully generational projection with Scale BB, 120% of male rates, and 110% of female rates, (g) mortality among disabled members was updated to the following: RP-2000 Disabled Mortality Table, 90% for male rates and 100% for female rates, set back five years is used for the period after disability retirement, (h) the municipal bond index rate increased from 2.92% to 3.56% and (i) the single equivalent interest rate, net of plan investment expense, including price inflation increased from 2.98% to 3.63%. For fiscal year 2019, the following changes of assumptions affected the total OPEB liability since the prior measurement date: (a) the discount rate increased from 3.63% to 3.70%, (b) the health care cost trend rates for Medicare were changed from a range of 5.50%-5.00% to a range of 5.375%-4.75% and Pre-Medicare were changed from a range of 7.50%-5.00% to a range of 7.25%-4.75%, (c) the municipal bond index rate increased from 3.56% to 3.62% and (d) the single equivalent interest rate, net of plan investment expense, including price inflation increased from 3.63% to 3.70%. For fiscal year 2020, the following changes of assumptions affected the total OPEB liability since the prior measurement date: (a) the discount rate decreased from 3.70% to 3.22%, (b) the health care cost trend rates for Medicare were changed from a range of 5.375%-4.75% to a range of 5.25%-4.75% and Pre-Medicare were changed from a range of 7.25%-4.75% to a range of 7.00%-4.75%, (c) the municipal bond index rate decreased from 3.62% to 3.13% and (d) the single equivalent interest rate, net of plan investment expense, including price inflation decreased from 3.70% to 3.22%. For fiscal year 2021, the following changes of assumptions affected the total OPEB liability since the prior measurement date: (a) the discount rate decreased from 3.22% to 2.63% and (b) the municipal bond index rate decreased from 3.13% to 2.45%.

STATE TEACHERS RETIREMENT SYSTEM (STRS) OF OHIO

Changes in benefit terms: There were no changes in benefit terms from the amounts previously reported for fiscal year 2017. For fiscal year 2018, STRS reduced the subsidy multiplier for non-Medicare benefit recipients from 2.1% to 1.9% per year of service. Medicare Part B premium reimbursements were discontinued for certain survivors and beneficiaries and all remaining Medicare Part B premium reimbursements will be discontinued beginning January 2019. For fiscal year 2019, STRS increased the subsidy multiplier for non-Medicare benefit recipients from 1.9% to 1.944% per year of service effective January 1, 2019. The non-Medicare frozen subsidy base premium was increased January 1, 2019 and all remaining Medicare Part B premium reimbursements will be discontinued beginning January 1, 2020. For fiscal year 2020, STRS increased the subsidy percentage from 1.944% to 1.984% effective January 1, 2020. The Medicare subsidy percentages were adjusted effective January 1, 2021 to 2.1% for the Medicare plan. The Medicare Part B monthly reimbursement elimination date was postponed to January 1, 2021. For fiscal year 2021, the non-Medicare subsidy percentage was increased effective January 1, 2021 from 1.984% to 2.055% per year of service. The non-Medicare frozen subsidy base premium was increased effective January 1, 2021. The Medicare subsidy percentages were adjusted effective January 1, 2021 to 2.1% for the AMA Medicare plan. The Medicare Part B monthly reimbursement elimination date was postponed indefinitely.

Changes in assumptions: There were no changes in methods and assumptions used in the calculation of actuarial determined contributions for fiscal year 2017. For fiscal year 2018, the following changes of assumptions affected the total OPEB liability since the prior measurement date: (a) the discount rate was increased from 3.26% to 4.13% based on the methodology defined under GASB Statement No. 74, Financial Reporting for Postemployment Benefit Plans Other Than Pension Plans (OPEB), (b) the long term expected rate of return was reduced from 7.75% to 7.45%, (c) valuation year per capita health care costs were updated, and the salary scale was modified, (d) the percentage of future retirees electing each option was updated based on current data and the percentage of future disabled retirees and terminated vested participants electing health coverage were decreased and (e) the assumed mortality, disability, retirement, withdrawal and future health care cost trend rates were modified along with the portion of rebated prescription drug costs. For fiscal year 2019, the following changes of assumptions affected the total OPEB liability/asset since the prior measurement date: (a) the discount rate was increased from the blended rate of 4.13% to the long-term expected rate of return of 7.45% based on the methodology defined under GASB Statement No. 74, Financial Reporting for Postemployment Benefit Plans Other Than Pension Plans (OPEB) and (b) decrease in health care cost trend rates from 6.00%-11.00% initial; 4.50% ultimate down to Medical Pre-Medicare 6.00% and Medicare 5.00% initial; 4.00% ultimate and Prescription Drug Pre-Medicare 8.00% and Medicare (5.23%) initial; 4.00% ultimate. For fiscal year 2020, health care cost trend rates were changed to the following: medical pre-Medicare from 6.00% initial - 4.00% ultimate down to 5.87% initial - 4.00% ultimate; medical Medicare from 5.00% initial - 4.00% ultimate down to 4.93% initial - 4.00% ultimate; prescription drug pre-Medicare from 8.00% initial - 4.00% ultimate down to 7.73% initial - 4.00% ultimate and (5.23%) initial - 4.00% ultimate up to 9.62% initial - 4.00% ultimate. For fiscal year 2021, health care cost trend rates were changed to the following: medical pre-Medicare from 5.87% initial - 4.00% ultimate down to 5.00% initial - 4.00% ultimate; medical Medicare from 4.93% initial - 4.00% ultimate down to 9.62% initial - 4.00% ultimate up to 11.87% initial - 4.00% ultimate.

INDEPENDENT AUDITOR'S REPORT ON INTERNAL CONTROL OVER FINANCIAL REPORTING AND ON COMPLIANCE AND OTHER MATTERS BASED ON AN AUDIT OF FINANCIAL STATEMENTS PERFORMED IN ACCORDANCE WITH GOVERNMENT AUDITING STANDARDS

Conotton Valley Union Local School District
Carroll County
21 Mound Street, P.O. Box 187
Sherrodsville, Ohio 44675

To the Members of the Board of Education:

We have audited, in accordance with the auditing standards generally accepted in the United States of America and the standards applicable to financial audits contained in *Government Auditing Standards* issued by the Comptroller General of the United States, the financial statements of the governmental activities, each major fund, and the aggregate remaining fund information of the Conotton Valley Union Local School District, Carroll County, Ohio, (the District) as of and for the year ended June 30, 2021, and the related notes to the financial statements, which collectively comprise the District's basic financial statements, and have issued our report thereon dated February 3, 2023, wherein we noted the financial impact of COVID-19 and the continuing emergency measures may impact subsequent periods of the District.

Report on Internal Control Over Financial Reporting

In planning and performing our audit of the financial statements, we considered the District's internal control over financial reporting (internal control) to determine the audit procedures that are appropriate in the circumstances for the purpose of expressing our opinions on the financial statements, but not for the purpose of expressing an opinion on the effectiveness of the District's internal control. Accordingly, we do not express an opinion on the effectiveness of the District's internal control.

A *deficiency in internal control* exists when the design or operation of a control does not allow management or employees, in the normal course of performing their assigned functions, to prevent, or detect and correct, misstatements on a timely basis. A *material weakness* is a deficiency, or a combination of deficiencies, in internal control, such that there is a reasonable possibility that a material misstatement of the District's financial statements will not be prevented, or detected and corrected, on a timely basis. A *significant deficiency* is a deficiency, or a combination of deficiencies, in internal control that is less severe than a material weakness, yet important enough to merit attention by those charged with governance.

Our consideration of internal control was for the limited purpose described in the first paragraph of this section and was not designed to identify all deficiencies in internal control that might be material weaknesses or significant deficiencies. Given these limitations, during our audit we did not identify any deficiencies in internal control that we consider to be material weaknesses. However, material weaknesses or significant deficiencies may exist that have not been identified.

Report on Compliance and Other Matters

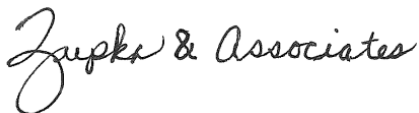
As part of obtaining reasonable assurance about whether the District's financial statements are free from material misstatement, we performed tests of its compliance with certain provisions of laws, regulations, contracts, and grant agreements, noncompliance with which could have a direct and material effect on the determination of financial statement amounts. However, providing an opinion on compliance with those provisions was not an objective of our audit, and accordingly, we do not express such an opinion. The results of our tests disclosed an instance of noncompliance or other matters that is required to be reported under Government Auditing Standards and which is described in the accompanying Schedule of Findings and Responses as item **2021-001**.

District's Response to Findings

Government Auditing Standards requires the auditor to perform limited procedures on the District's response to the finding identified in our audit and described in the accompanying Schedule of Findings and Responses. The District's response was not subjected to the auditing procedures applied in the audit of the financial statements and, accordingly, we express no opinion on the response.

Purpose of This Report

The purpose of this report is solely to describe the scope of our testing of internal control and compliance and the results of that testing, and not to provide an opinion on the effectiveness of the District's internal control or on compliance. This report is an integral part of an audit performed in accordance with *Government Auditing Standards* in considering the District's internal control and compliance. Accordingly, this communication is not suitable for any other purpose.



Zupka & Associates
Certified Public Accountants

February 3, 2023

**CONOTTON VALLEY UNION LOCAL SCHOOL DISTRICT
CARROLL COUNTY, OHIO
SCHEDULE OF FINDINGS AND RESPONSES
FOR THE FISCAL YEAR ENDED JUNE 30, 2021**

1. FINDINGS RELATED TO THE FINANCIAL STATEMENTS REQUIRED TO BE REPORTED IN ACCORDANCE WITH GAGAS

Finding No. 2021-001 - Material Non-Compliance - Expenditures Exceeding Appropriations

Statement of Condition/Criteria

Ohio Revised Code Section 5705.41(B) prohibits a District from expending money unless it has been appropriated.

Cause/Effect

During our review of budgetary procedures, we noted that the following funds had expenditures plus encumbrances that exceeded appropriations plus prior year encumbrances, which is contrary to Ohio Revised Code Section 5705.41(B).

<u>Fund</u>	<u>Appropriations</u>	<u>Expenditures Plus Encumbrances</u>	<u>Variance</u>
General Fund	\$ 10,509,756	\$ 12,452,865	\$ (1,943,109)
Permanent Improvement Fund	1,352,943	1,535,500	(182,557)
Building Fund	18,239,580	18,967,354	(727,774)
Public School Support Fund	12,895	18,337	(5,442)
Student Managed Activity Fund	4,307	11,294	(6,987)
District Managed Activity Fund	101,733	135,947	(34,214)
Coronavirus Relief Fund	60,586	80,340	(19,754)

Recommendation

We recommend that the District exercise due care to ensure expenditures plus encumbrances do not exceed appropriations plus prior year encumbrances. This will assist the District in avoiding negative fund balances and also ensure the District is in compliance with Ohio Revised Code Section 5705.41(B).

District's Response

The District uses a program called SetBal that should equal all expenditures plus encumbrances to appropriations. After verifying with the District's A-Site, the District did indeed run the SetBal; however, the program failed to equal the all expenditures plus encumbrances to appropriations.

The District will check to ensure in the future that the SetBal function indeed did zero out as expected and not assume that the calculation took place by closely watching any timing matters for all funds and monitoring fund activity.

**CONOTTON VALLEY UNION LOCAL SCHOOL DISTRICT
CARROLL COUNTY, OHIO
SCHEDULE OF PRIOR AUDIT FINDINGS AND RECOMMENDATIONS
FOR THE FISCAL YEAR ENDED JUNE 30, 2021**

The audit report for the prior year ended June 30, 2020, contained no findings or citations. Management letter recommendations have been corrected, repeated, or procedures instituted to prevent occurrence in this audit period.

OHIO AUDITOR OF STATE KEITH FABER



CONOTTON VALLEY UNION LOCAL SCHOOL DISTRICT

CARROLL COUNTY

AUDITOR OF STATE OF OHIO CERTIFICATION

This is a true and correct copy of the report, which is required to be filed pursuant to Section 117.26, Revised Code, and which is filed in the Office of the Ohio Auditor of State in Columbus, Ohio.



Certified for Release 4/6/2023

88 East Broad Street, Columbus, Ohio 43215
Phone: 614-466-4514 or 800-282-0370

This report is a matter of public record and is available online at
www.ohioauditor.gov