



**City of Pataskala, Ohio
Annual Comprehensive
Financial Report**

*For the Year Ended
December 31, 2022*



OHIO AUDITOR OF STATE
KEITH FABER



88 East Broad Street
Columbus, Ohio 43215
IPARepor@ohioauditor.gov
(800) 282-0370

Members of City Council and Mayor
City of Pataskala
621 West Broad Street, Ste 1-D
Pataskala, Ohio 43062

We have reviewed the *Independent Auditor's Report* of the City of Pataskala, Licking County, prepared by Julian & Grube, Inc., for the audit period January 1, 2022 through December 31, 2022. Based upon this review, we have accepted these reports in lieu of the audit required by Section 117.11, Revised Code. The Auditor of State did not audit the accompanying financial statements and, accordingly, we are unable to express, and do not express an opinion on them.


Our review was made in reference to the applicable sections of legislative criteria, as reflected by the Ohio Constitution, and the Revised Code, policies, procedures and guidelines of the Auditor of State, regulations and grant requirements. The City of Pataskala is responsible for compliance with these laws and regulations.

A handwritten signature in cursive script that reads "Keith Faber".

Keith Faber
Auditor of State
Columbus, Ohio

August 17, 2023

This page intentionally left blank.



City of Pataskala, Ohio
Annual Comprehensive
Financial Report

For the Year Ended
December 31, 2022

James M. Nicholson
Finance Director



Introductory Section

City of Pataskala | Annual Report



CITY OF PATASKALA, OHIO

2022 ANNUAL COMPREHENSIVE FINANCIAL REPORT
TABLE OF CONTENTS

INTRODUCTORY SECTION

Section Title Page.....	1
Table of Contents	3
Letter of Transmittal	7
Certificate of Achievement for Excellence in Financial Reporting.....	29
Elected & Appointed Officials	30
Organizational Chart	31
Boards & Commissions.....	32

FINANCIAL SECTION

Section Title Page.....	33
INDEPENDENT AUDITOR’S REPORT.....	35
MANAGEMENT’S DISCUSSION AND ANALYSIS	39
BASIC FINANCIAL STATEMENTS:	
<u>Government-Wide Financial Statements:</u>	
Statement of Net Position	57
Statement of Activities.....	58
<u>Fund Financial Statements:</u>	
Balance Sheet - Governmental Funds	60
Reconciliation of Total Governmental Fund Balances to Net Position of Governmental Activities.....	63
Statement of Revenues, Expenditures and Changes in Fund Balances - Governmental Funds	64
Reconciliation of the Statement of Revenues, Expenditures and Changes in Fund Balances of Governmental Funds to the Statement of Activities.....	66
Statement of Revenues, Expenditures and Changes in Fund Balance - Budget and Actual (Non-GAAP Budgetary Basis) -	
General Fund.....	67
Street Fund.....	68
Police Fund	69
Statement of Net Position – Proprietary Funds	70
Statement of Revenues, Expenses and Changes in Net Position – Proprietary Funds	71
Statement of Cash Flows – Proprietary Funds	72
Statement of Fiduciary Net Position – Custodial Funds	74
Statement of Changes in Fiduciary Net Position – Custodial Funds	75

CITY OF PATASKALA, OHIO

**2022 ANNUAL COMPREHENSIVE FINANCIAL REPORT
TABLE OF CONTENTS**

FINANCIAL SECTION (Continued)

Schedule of Notes to the Basic Financial Statements.....	77
Notes to the Basic Financial Statements.....	79
Required Supplementary Information:	
Schedule of the City’s Proportionate Share of the Net Pension Liability/Net Pension Asset - Ohio Public Employees Retirement System (OPERS) - Last Nine Years	140
Schedule of the City’s Proportionate Share of the Net Pension Liability - Ohio Police & Fire (OP&F) Pension Fund - Last Nine Years	142
Schedule of City Pension Contributions - Ohio Public Employees Retirement System (OPERS) - Last Ten Years.....	144
Schedule of City Pension Contributions - Ohio Police & Fire (OP&F) Pension Fund - Last Ten Years	146
Schedule of the City’s Proportionate Share of the Net OPEB Liability/Net OPEB Asset - Ohio Public Employees Retirement System (OPERS) - Last Six Years	148
Schedule of the City’s Proportionate Share of the Net OPEB Liability - Ohio Police & Fire (OP&F) Pension Fund - Last Six Years	150
Schedule of City OPEB Contributions - Ohio Public Employees Retirement System (OPERS) - Last Ten Years.....	152
Schedule of City OPEB Contributions - Ohio Police & Fire (OP&F) Pension Fund - Last Ten Years	154
Notes to the Required Supplementary Information	156

COMBINING STATEMENTS AND INDIVIDUAL FUND SCHEDULES

Fund Descriptions – Governmental Funds	160
<u>Combining Statements and Individual Fund Schedules – Governmental Funds:</u>	
Schedule of Revenues, Expenditures and Changes in Fund Balance – Budget and Actual (Non-GAAP Budgetary Basis) - Major Governmental Funds:	
General Fund.....	163
Street Fund	165
Police Fund	166
Combining Balance Sheet – Nonmajor Governmental Funds	168
Combining Statement of Revenues, Expenditures and Changes in Fund Balances – Nonmajor Governmental Funds	169
Combining Balance Sheet – Nonmajor Special Revenue Funds	170
Combining Statement of Revenues, Expenditures and Changes in Fund Balances – Nonmajor Special Revenue Funds	174
Schedules of Revenues, Expenditures and Changes in Fund Balance - Budget and Actual (Non-GAAP Budgetary Basis) - Nonmajor Special Revenue Funds:	
State Highway Fund	177
Ecological Preservation Fund.....	178
Pataskala Corporate Park Joint Economic Development District Fund.....	179
Permissive License Tax Fund.....	180
Park Use Fund	181
Immobilization Fund	182
Court Computer Fund.....	183

CITY OF PATASKALA, OHIO

**2022 ANNUAL COMPREHENSIVE FINANCIAL REPORT
TABLE OF CONTENTS**

FINANCIAL SECTION (Continued)

Alcohol Enforcement and Education Fund	184
Law Enforcement Trust Fund	185
Pataskala Mobile Home Park Fund	186
Indigent Driver Interlock Fund	187
Law Enforcement Training and Education Fund	188
Payment in Lieu Fund	189
Coronavirus Local Fiscal Recovery Fund	190
Impact Fees Fund	191
OneOhio Settlement Fund	192
Fire Escrow Fund	193
Vendor Bond & Escrow Fund	194
Unclaimed Monies Fund	195
Recreation Fund	196
Sesquicentennial Fund	197
Police K-9 Unit Fund	198
Schedules of Revenues, Expenditures and Changes in Fund Balance - Budget and Actual (Non-GAAP Budgetary Basis) - Nonmajor Debt Service Fund:	
Debt Service Fund	199
Combining Balance Sheet – Nonmajor Capital Projects Funds	200
Combining Statement of Revenues, Expenditures and Changes in Fund Balances – Nonmajor Capital Projects Funds	202
Schedules of Revenues, Expenditures and Changes in Fund Balance - Budget and Actual (Non-GAAP Budgetary Basis) - Nonmajor Capital Projects Funds:	
Capital Improvements Fund	204
Issue II Fund	205
State Route 310 Tax Increment Finance Equivalent Fund	206
Capital Facilities Fund	207
Builder Escrow Fund	208
Fund Descriptions – Proprietary Funds.....	209
Schedules of Revenues, Expenses and Changes in Fund Equity – Budget and Actual (Non-GAAP Budgetary Basis):	
Water Operations Fund	210
Water Capital Improvements Fund	211
Water Bond Improvements Fund	212
Water Debt Service Fund	213
Water Utility State Issue II Fund	214
Sewer Operations Fund	215
Sewer Capital Improvements Fund	216
Sewer Bond Improvements Fund	217
Sewer Debt Service Fund	218
Oaks Assessment Fund	219
Sewer Utility State Issue II (OPWC) Fund	220
Fund Descriptions – Custodial Funds	221

CITY OF PATASKALA, OHIO

2022 ANNUAL COMPREHENSIVE FINANCIAL REPORT
TABLE OF CONTENTS

FINANCIAL SECTION (Continued)

Combining Statement of Fiduciary Net Position – Custodial Funds.....	222
Combining Statement of Changes in Fiduciary Net Position – Custodial Funds.....	223

STATISTICAL SECTION

Section Title Page.....	225
Statistical Section Table of Contents.....	227
Net Position by Component – Last Ten Years	228
Changes in Net Position – Last Ten Years	230
Fund Balances, Governmental Funds – Last Ten Years	234
Changes in Fund Balances, Governmental Funds – Last Ten Years	236
Government-Wide Income Tax Collections – Last Ten Years (Cash Basis).....	238
Government-Wide Income Tax Collections – Current Year and Nine Years Ago (Cash Basis)	239
Assessed Valuation & Estimated True Values of Taxable Property – Last Ten Years	240
Estimated Assessed Taxes & Average Effective Rates of Taxable Property – Last Ten Years	241
Property Tax Rates - Direct and Overlapping Governments – Last Ten Years - Licking County	242
Top Principal Property Taxpayers – Current Year and Nine Years Ago.....	244
Property Tax Levies and Collections – Last Ten Years	245
Ratios of Outstanding Debt by Type – Last Ten Years	246
Ratios of Net General Bonded Debt Outstanding – Last Ten Years	247
Computation of Direct and Overlapping General Obligation Bonded Debt	248
Legal Debt Margin Information – Last Ten Years	249
Pledged Revenue Loan Coverage - OWDA Loans – Last Ten Years	250
Demographic and Economic Statistics – Last Ten Years	251
Principal Employers - Current Year and Nine Years Ago	252
Full-Time Equivalent City Government Employees by Function/Program – Last Ten Years	254
Operating Indicators by Function/Program – Last Ten Years	256
Capital Asset Statistics by Function/Program – Last Ten Years	258



June 28, 2023

Finance Department

James M. Nicholson
Finance Director

The Honorable Mayor, Members of City Council, and
The Citizens of the City of Pataskala, Ohio:

The Annual Comprehensive Financial Report (ACFR) of the City of Pataskala, Licking County, Ohio (the “City”) is hereby presented. This ACFR represents the official report of the City's operations and financial position for the year ended December 31, 2022 and has been developed to accurately detail the status of City finances to its approximately eighteen thousand residents, elected officials, investment banks, underwriters and all other interested parties. This report includes the City's implementation of accounting principles generally accepted in the United States of America (GAAP) set forth by the Governmental Accounting Standards Board (GASB).

Responsibility for both the accuracy of the data and the completeness and fairness of the presentation, including all disclosures, rests with the City. To the best of our knowledge and belief, the enclosed data are accurate in all material respects and are reported in a manner designed to present fairly the financial position and results of operations of the City. All disclosures necessary to enable the reader to gain an understanding of the City's financial activities have been included. Because the cost of internal control should not exceed anticipated benefits, the objective is to provide reasonable, rather than absolute, assurance that the financial statements are free of any material misstatements.

State statutes require the City to be subjected to an examination by the Auditor of State of Ohio. Upon the approval of the Auditor of State of Ohio, the City may select an independent public accountant to perform this annual examination and the City has accordingly selected the firm of Julian & Grube, Inc. Based on the results of their audit, an unmodified opinion was rendered on the City's basic financial statements and the Independent Auditor's Report on the basic financial statements is included in the financial section of this report.

GAAP requires that management provide a narrative introduction, overview, and analysis to accompany the basic financial statements in the form of a Management's Discussion and Analysis (MD&A). This letter of transmittal is designed to complement the MD&A and should be read in conjunction with it. The MD&A can be found immediately following the Independent Auditor's Report.

REPORTING ENTITY AND SERVICES PROVIDED

The City's reporting entity is comprised of the primary government and other organizations which are included to ensure that the financial statements are not misleading. The reporting entity has been defined in accordance with the principles established by the Governmental Accounting Standards Board (GASB) in Statement No. 14, “The Financial Reporting Entity”, in GASB Statement No. 39, “Determining Whether Certain Organizations are Component Units” and GASB Statement No. 61, “The Financial Reporting Entity: Omnibus”.

Component units are legally separate organizations for which the City is financially accountable. The City is financially accountable for an organization if the City appoints a voting majority of the organization's governing board and: (1) the City is able to significantly influence the programs or services performed or provided by the organization; or (2) the City is legally entitled to or can otherwise access the organization's resources; the City is legally obligated or has otherwise assumed the responsibility to finance the deficits of, or provide financial support to, the organization; or the City is obligated for the debt of the organization.

Component units also include organizations that are fiscally dependent on the City in that the City approves the budget, the issuance of debt or the levying of taxes. No potential component units met these criteria. The following potential component units have been excluded from the City's financial statements because the City is not financially accountable for them, nor are the entities fiscally dependent upon the City:

- Southwest Licking Local School District
- Licking Heights Local School District
- Licking County Library

The City is associated with five jointly governed organizations. These organizations are the: (1) Mid-Ohio Regional Planning Commission (MORPC); (2) Southwest Licking Community Water & Sewer District; (3) West Licking Joint Fire District; (4) Pataskala Corporate Park Joint Economic Development District (JEDD); and (5) Regional Income Tax Agency (RITA).

The Municipal Charter, which was initially adopted in 1996, became effective January 1, 1996. The Charter is subject to periodic amendment by the electorate and was most recently amended in 2021. This Charter provides for the Mayor-Council-Administrator form of government, whereby the legislative powers of the City are vested in a seven-member City Council. Three members are elected at large for a four-year term each biennium, and the remaining four are elected by wards for a four-year term the following biennium. Council concurs on the Mayor's appointment of the City Administrator, Law Director, Finance Director, and City Engineer. Council also makes citizen appointments to several boards and commissions. There are nine standing Council Committees that Council appoints, and include the following: Agriculture, Finance, Buildings & Grounds, Safety, Street, Utilities, Parks Advisory, Technology and Development. Council sets the compensation guidelines for City officials and employees, and enacts ordinances and resolutions relating to City services, tax levies, appropriations, indebtedness, building permits and licenses and other municipal purposes.

The Mayor, who is elected by popular vote, performs ceremonial functions, recommends appointment of and acts as supervisor of the City Administrator, is the presiding officer of Council and is an ex-officio member of all Council Committees.

The City Administrator, who is the chief administrator and operational manager of the City, is appointed by the Mayor with concurrence of Council, and is responsible for the day-to day operations of the municipality and municipal employees, and appoints all department heads and hires all employees not otherwise appointed by Council.

The Finance Director is the chief fiscal and accounting officer of the City. The responsibilities of this office include: assisting the City Administrator in the preparation and management of the capital and operating budgets; managing the debt and treasury programs of the City; managing the City's procurement and risk management processes; payroll; and overall responsibility for the City financial and accounting records.

The Law Director is the primary legal advisor, and also serves as prosecuting attorney and counsel for the City. The Director is subject to the direction of Council and shall represent the City in all proceedings in Court or before any administrative board or body. The City has retained the services of the law firm, Isaac Wiles, to serve in this capacity.

The City has engaged the services of an independent engineering firm for the provision of fundamental services, including plan review, project engineering, RFP document development and utility plan reviews. In addition, the City has developed an internal database of pre-qualified engineering firms which meet the City's stringent qualifications that can be retained for special project needs on an ad hoc basis.

The City provides the following services: public safety, maintenance of roads and related infrastructure; operation of water and sewer utilities, parks and recreational programming, and a planning and zoning department. Fire protection services are provided by the West Licking Joint Fire District, in which the City participates and has an appointed seat on its board. Solid waste collection services in the City are awarded on a contract basis every three years. The City also contracts with the Licking County Board of Health for Health Department services.

The annual budget serves as the foundation for the City's financial planning and control. The City complies with the requirements of the Ohio Revised Code in the adoption of the budget. Appropriations for the operation of various City departments are established through the passage of an ordinance by City Council. Budgetary control is facilitated through the maintenance of an encumbrance system for requisitions and purchase orders, and using the City's automated financial accounting and budgetary control system. All City departments are required to submit requests for appropriation to the Finance Director on an annual basis. The Finance Director uses these requests as the starting point for developing a proposed budget.

The Finance Director presents the proposed estimated revenue budget for the City Administrator's review and approval, and proposed appropriations are then finalized. The City Administrator and the Finance Director then present the proposed budget to the City Council for review before the end of the current year. Council may elect to hold public hearings on the proposed budget and to adopt the budget by no later than December 31, the close of the City's fiscal year. State law provides that municipalities may adopt a temporary budget if the governing body is unable to adopt a permanent budget prior to January 1st. If a governing body adopts a temporary budget, a permanent budget must be adopted and sent to the County Auditor no later than April 1st of that year.

A jurisdiction's 'basis of budgeting' refers to when revenues and expenditures are recognized in the accounts. The City's budget basis is a cash/encumbrance basis, wherein transactions are recorded when cash is received or disbursed, or when a commitment has been recorded as an encumbrance against and applicable appropriation. All annual appropriations lapse at year-end to the extent that they have not been expended or lawfully encumbered. Fund balances are shown as unencumbered fund balances. This basis is used for all interim financial statements during the year.

Ohio Revised Code (ORC) §5705.38(c) requires each municipality to present their annual operating budget to their legislative authority, at minimum, at the level of fund, department, and within department, identifying personal services and other expenditures. The City adopts its annual budget in the format of fund, function to categories such as salaries & related, contractual services, general operating and capital outlay. *Fund* is the individual fund number and description established by the authority to separate and

control expenditures of specific monies. While all governmental and utility funds are included in the annual appropriation ordinance, custodial funds are not subject to Council approval. *Program/Function* represents groupings of functionally similar tasks performed by the jurisdiction and is the local equivalent of the ORC-required department. There are twelve major programs/functions identified by the City Finance Director, and include the following:

- 100 – General Government
- 150 – Executive & Legislative
- 200 – Court & Legal
- 300 – Police
- 400 – Public Service
- 500 – Finance
- 600 – Parks, Lands & Municipal Facilities
- 650 – Recreational Programming
- 700 – Debt Service
- 800 – Water Utility
- 850 – Sewer Utility
- 900 – Transfers & Advances

The final ORC required component is *Object*. The object code is the lowest level of control provided for in the appropriation legislation. The current format provides the level of detail required by the ORC while not unduly restricting the ability of the Finance Director to manage the budget without submitting numerous supplemental appropriations to provide for minor budget transfers. In this budget structure, similar types of account numbers are grouped together into higher-level summary accounts. These summary groups include:

- 52 – Salary & Related
- 53 – Contractual Services
- 54 – General Operating
- 55 – Capital Outlay
- 56 – Debt Service
- 59 – Transfers & Advances

Amendments to authorized appropriations at the legal level of control may be made periodically as changing circumstances dictate. These will be recommended to City Council by either the City Administrator or the Finance Director, along with the rationale supporting the requests. Such budget amendments must be formally approved by ordinance of Council. Budget-to-actual comparisons are provided in this report for each individual fund for which an appropriated annual budget has been adopted.

PROFILE OF THE CITY

The Pataskala area was settled in the 1800's and incorporated as a village in 1891. In the 1970's, the village added 240 acres to the east. A major part of this annexation was land along Blacks Road, the railroad tracks, and Township Road. A [Newark Advocate](#) article from 1971 described the site as the future location for single and multi-family residences, warehouses, light manufacturing, and commercial industry. The development was originally expected to be completed by 1976. Portions of the single-family, multi-family and light manufacturing components of the project have been completed.

The 1980's saw the Village of Pataskala grow by 404 acres. The territory located north and east of the village, was brought in through three annexations. This annexed territory was developed as the Bright Waters subdivision on Township Road, and the Dehlendorf development (which includes commercial and office development).

From the 1800's until 1995, the former Village of Pataskala grew in all directions except south. In the 1960's, the village added territory north and south of State Route 16. One 627-acre annexation added several residential subdivisions to the village, plus some commercial development. The adjacent Lima Township had grown and developed over the last fifty years, as well. The 1980's were a time of moderate increases in land subdivision and construction activity. The average annual number of permits issued from 1980-1990 were 17.9 residential zoning permits and 13 subdivision permits.

Just prior to 1996, the Village of Pataskala was a small rural community situated on the borders of Lima Township and Harrison Township in southwest Licking County. The village had approximately 3,346 residents in 1990, while Lima Township had approximately 4,398 residents. Both the township and the village were experiencing rapid growth, influenced by the expansion of the cities of Reynoldsburg and Columbus directly to the west. Facing strong development pressures from these western municipalities, the Village of Pataskala and Lima Township determined they had three future interests in common. First, most citizens from both entities were satisfied with their community and did not want major change or expansion. Secondly, the citizens enjoyed the rural nature of their living environment. Finally, if changes had to occur within their community (such as increased industrial or residential development), the citizens wanted to have a voice in the manner of such expansion.



These common beliefs led the Village of Pataskala and Lima Township to propose a merger, which was approved by the voters on November 8th, 1994, and went into effect on January 1st, 1996. At that point in time, Lima Township ceased to exist; the resulting municipality was simply known as Pataskala.

The City has a population of 17,886 residents based on the 2020 US Census population estimate, which makes the City the 2nd largest City in the county, and the 10th largest in the 7-county central Ohio region.

City residents have easy access to downtown Columbus and the entire central Ohio area via Interstate 270 and Interstate 70, U.S. Route 40 and State Routes 16 and 310. Commercial passenger air service is available at Port Columbus International Airport and Rickenbacker International Airport in the City of Columbus. The Licking County Heath Airport is located approximately 15 miles to the east of the City in Heath, Ohio and provides private commuter service.

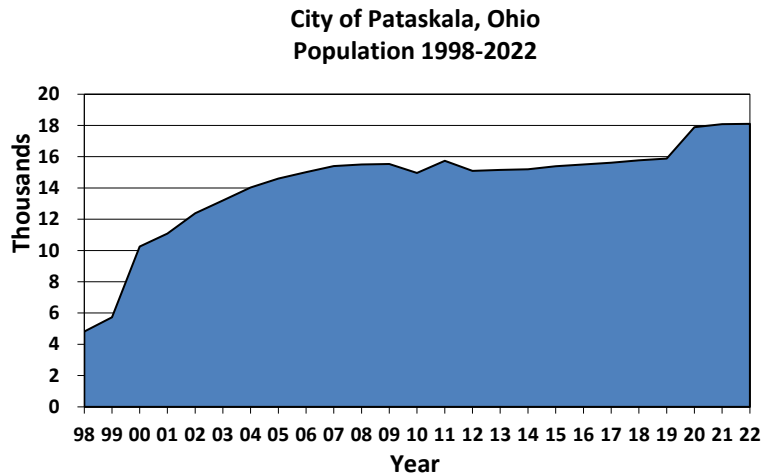
The City is served by the Southwest Licking and Licking Heights Local School Districts, which are independent political subdivisions not under the control or supervision of the City in any respect. The geographic boundaries of the School Districts are different than those of the City. Both school districts estimate that between 30-35 percent of students in their school systems reside in the City.

ECONOMIC CONDITION AND OUTLOOK

There continues to be economic development interest due to the City's strategic location between the Interstate 70 and State Route 161 corridors in the growing eastern gateway area of the Columbus Region. The United States Census Bureau officially counted population in the city in 2010 as 14,962, The 2020

census placed Pataskala just short of 18,000 residents - an increase of 20%. The main factor contributing to this growth over a sustained period has been the increase in residential development that compliments the rural character of Pataskala, along with relatively close proximity to the region's core city, Columbus.

Within the past 19 years, the City has seen significant commercial development occurring along the Broad Street corridor. From the Taylor Road intersection at Pataskala's western border to Oxford Drive on the



east businesses continue to locate on this key thoroughfare. In addition to the construction of Kroger in 2000, the the Hazelwood Shopping Center was also constructed with approximately 19 additional retail units ranging from 1,400 square feet to 4,800 square feet and totaling 28,800 square feet. These units are all full and provide retail and dining options for residents. In the years following, another small retail center was built to the east of the Kroger/Hazelwood Shopping Center on the opposite side of Corylus Drive. Along with the

retail center there is a car wash and a two-story bank. In addition to this expansion, Phase II of the Hazelwood Shopping Center totaling 22,000 square feet was also completed. This development offers an additional 12 retail units ranging from 1,400 to 10,200 square feet.

Completed in late 2011, the City has been actively marketing the Pataskala Corporate Park to attract advanced manufacturing, logistics, research & development, and corporate headquarters facility uses. In 2016, the City attracted the first development to the Pataskala Corporate Park. Subsequently, an American Electric Power (AEP) regional distribution center was completed in 2018. This distribution facility is co-located with a full electric service substation on 10 acres in the Pataskala Corporate Park, and provides a ready electric capacity in the park which increases the attractiveness of the property.



In 2008, the City, Licking County, City of Newark, and Harrison Township and property owners/Development Corporation (Red Chip Farms, Inc.) agreed to a partnership agreement setting the stage for development of the JRS Roadway, and establishment of a Joint Economic Development District (JEDD) overlaying the Pataskala Corporate Park.

The strategy for the partnership and job creation is a multifaceted approach combining four key economic development tools consisting of: (1) the creation of the JEDD; (2) utilization of grant funding from the Department of Development's (ODOD) JRS program; (3) utilization of Community Reinvestment Area (CRA) property tax exemptions; and (4) utilization of an existing Tax Increment Financing (TIF) area, in

order to attract hundreds of jobs and millions of dollars in new investment.

In 2011, the City formally accepted the Etna Parkway Job Ready Site Parkway extending from Broad Street to Refugee Road, or the portion within the corporate limits. Etna Township, which borders the city, also accepted their portion of the roadway thus opening the roadway from Broad Street to State Route 40 and the Etna Corporate Park.

In 2022 Pataskala continued to see development in the corporate park. Invenergy purchased the first million square foot building built by Red Rock. A leader in alternative energy, Invenergy will use the facility to assemble solar panels. With an estimated 850 jobs at full build out, it will be one of the largest solar assembly plants in the United States. Additionally, developer TPA started their construction on a million-foot cross dock facility and successfully added that property to the Corporate Park JEDD. Red Rock also received an abatement to build two more buildings in the corporate park. Geiss LLC, a leader in central Ohio fiber optics opened their headquarters in the park during 2022 as well.

Pataskala continued to experience new businesses opening throughout the city. The additions of new restaurants and miscellaneous retail show that we continue to experience local business growth. The old village downtown experienced the opening of a new restaurant and a tap room. A new Dairy Queen and a Tractor Supply Store opened in 2022 as well. 2022 also saw continued construction of homes in Pataskala. Completion of phases at Broadmoore Commons; Legacy Estates; The Settlement; and Heron Manor all took place in 2022. Plans for two new developments, Forrest Ridge and Southgate were completed in 2022 and are scheduled to begin building in 2023. Together these represent over 400 new homes. With the announcement of the Intel plant just 7 miles from our northern border, inquiries about new businesses and housing projects have increased significantly. No doubt this will continue through 2023 as the region experiences unprecedented growth.

MAJOR INITIATIVES:

Planning and Zoning Department/Economic Development

The Planning and Zoning Department has developed a mission statement which works to enhance the quality of life offered to those who live or work in the City through long range comprehensive land use planning and management. The department's guiding principles are:

1. Public engagement in planning discussions;
2. Achievement of a balance of land uses that sustain the City;
3. Enhancement of pedestrian connections to parks, schools, government, commercial, industrial and residential designations;
4. Protection of the environment;
5. Revitalization of the historic village centers; and
6. Maintaining the City's identity with its agrarian and rail heritage.

The Department is comprised of a Director of Planning, City Planner, Zoning Inspector, and a Zoning Clerk who are responsible for operation of the Department. The Department also provides staff support to the Board of Zoning Appeals and the Planning and Zoning Commission, composed of 5 and 7 citizen members, respectively. The Director of Planning compiles business and industry information/data for the City and assists in preparing information packets for businesses looking for sites for major expansions as well as assisting entrepreneurs navigate the requirements for zoning, signage, and land development.

During 2022, the Planning and Zoning Department undertook a number of initiatives, including:

- Began work on updating Chapter 1253 – Planned Manufacturing, to enhance, amongst other things, the regulations for setbacks and screening.
- Continued the process of updating the zoning code to match the recommendations of the Comprehensive Plan.
- Processed 668 new Zoning Permits, including 112 Zoning Permits for new houses.
- Enforced 670 Zoning Violations.
- The Board of Zoning Appeals considered 38 applications, while the Planning and Zoning Commission considered 16 applications.
- Approved approximately 916,000 square feet of warehouse/distribution space in the Pataskala Corporate Park.
- Continued the digitization of over 10,000 zoning permits to be used in the City GIS system.
- Two new subdivision phases were platted creating 103 new single-family residential lots.
- Continued work on the establishment of a Tax Increment Financing district at the intersection of Broad Street and Summit Road to assist with commercial development and public infrastructure improvements.
- Implemented the newly adopted Impact Fees that are imposed on new development projects to pay a portion of the costs of improving public infrastructure that would service the new development.
- Continued coordination between the Planning and Zoning Department, the Pataskala Utility Department, the Southwest Community Water & Sewer District and the Licking County Health Department on Certificates of Compliance for new residential construction. This coordination of efforts ensures that Certificates of Compliance are completed, and that water and sanitary services are installed correctly.

Many of the changes that were completed in 2022 have shown immediate results and garnered support from residents and businesses alike. The Planning and Zoning Department seeks to continue and build on successes well into 2023 and beyond.

Public Service Department

The Public Service Department's (PSD) primary source of funding is the City income tax, and in 2022, approximately 44.10% of the income tax revenue collected was dedicated to public service operations. Approximately 58.98% of the budget was allocated to routine expenditures such as: employee wages and benefits; utilities; consumable inventories (such as road salt and patching materials); and maintenance services. The remaining 41.02% was appropriated for construction of roadway and other infrastructure improvements, as well as make some facilities improvements and purchase some needed equipment.

The City's 2022 annual street improvement program provided much-needed maintenance to roads within the City. Approximately \$800,000 was spent to make the following street improvements in 2022:

1. *Refugee Road from Columbia Road to Etna Parkway* 0.35 miles of repair, leveling course and surface course overlay.
2. *Graham Road from Dixon Road to Mink Street* – 1.81 miles of repair, leveling course and surface course overlay with some driveway apron replacements.

3. *Summit Road from the Railroad Tracks to Cable Road* – 2.0 miles of repair and chip seal
4. *Havens Corners Road from Summit Road to Mink Street* – 1.2 miles of repair and chip seal
5. *Haystack Avenue, Hayloft Court and Straw Court in the Homesteads of the Border Place Subdivision* – 0.3 miles of repair, milling, and intermediate and surface course asphalt.

As the City has been experiencing a significant increase in commercial and industrial development projects, the PSD has been proactive in ensuring that the needs of the City are not overlooked as the projects occur. The Refugee Road Improvements project is a direct result of development and is being contributed to by developers. This project will include roundabouts at the intersections of Refugee Road with Etna Parkway and Mink Street, and a continuous 3-lane roadway section between them. This project is a joint effort being run by the Licking County TID, with contributions from the TID, County Commissioners, Etna Township, the City of Pataskala, and two different developers. Design of the \$10M project began in 2022 and construction of Phase 1 is planned to begin in mid-2023.

Observations of residents walking along Broad Street and across the busy intersections with Main Street and Township Road has led to the development of the Pataskala Safe Travel Plan. This is a multi-phase and multi-year project that will incorporate pedestrian facilities at and between major intersections to improve and promote safe pedestrian travel. Design of phases I and II were commenced in 2018 and construction was completed in 2019. These phases target the western intersection of Broad Street and Main Street, and include the following improvements: crosswalks, pedestrian count down timers, sidewalk, an expanded shoulder, and a new signal controller to accommodate the added equipment. Phase 3 of this endeavor was been designed in 2020 with the same style improvements at the eastern intersection of SR 310 and SR 16; however, the pandemic delayed construction and the receipt of a federal earmark grant for the project allowed the City to increase the scope of the project. The revised design was undertaken in 2022, with final design and construction expected in 2023.

Drainage continues to be a point of focus throughout the City, and an area where the PSD expends significant effort. Engineering design on the Taylor Road Drainage Improvements project was completed and ready for bid in 2020 but was also postponed due to the financial uncertainty related to the pandemic. The project was finally bid and completed in 2022 and included replacement and improvement of storm sewer along both sides of Taylor Road for an 800' stretch where flooding issues have been prevalent. Engineering design commenced on the Vine Street Trunk Sewer project in 2022. This aim of this project is to prevent flooding along Linda Ave. where the current drainage is reliant on an old field tile that crosses private property without easements. The new sewer will be run in public right-of-way where it can be accessed and maintained in perpetuity. This project will go to construction in 2023. There was one minor, outside-scope culvert replacement completed in 2022 on Alward Road.

As the PSD has moved towards an asset management-based approach for maintenance of public infrastructure, the Intersection Safety and Capacity Study was commissioned in 2019. This study evaluated and ranked all the traffic signals, and two other major intersections within the City in terms of safety and capacity. The study gave the City a defensible, base-line approach document for prioritizing improvements to intersections within the City. In a quickly growing City, we have specific need for these improvements, and this document also serves as the foundation for applying for funding through ODOT and MORPC. An ODOT Safety funding application was submitted in 2020 for a multi-year project that will design and construct improvements to the intersection of Broad Street and Summit Road. This project has been slated by ODOT for funding with details being currently worked through; design commenced in 2022. The ODOT project will replace the existing signal and add pedestrian facilities but will not add any new pavement. However, the City is planning to have left-turn lanes added on Summit Road as part of a TIF Agreement with a developer that owns adjacent property.

While the City did not have any major signal projects in 2022, we did take the opportunity to complete smaller, maintenance and operation projects. This included the installation of battery back-up systems at the intersections of Broad Street and Vine Street and Broad Street and Oxford Dr. Adding battery back-up systems at these 2 primary, signal controlled intersections will help with safety, by keeping the signals operational for several hours during power outages.

Continuing the effort to move to asset management, the PSD continues to work with bridge consultants to maintain and update an in-depth analysis of all 17 City maintained bridges to build the bridge CIP and maintenance schedule. No bridge work was planned or completed in 2022, but planning efforts continued with the design of the Cable Road bridge project and the Township Road bridge deck maintenance project. This Cable Road project morphed during the planning process, from an originally planned maintenance project by the City, and extension by Licking Heights Schools, to a combined effort project to replace the bridge. As estimated values for the two projects became available, it was realized that there would be better value for both the City and School to partner on a replacement project versus separate maintenance and extension projects. An Agreement was completed, and engineering design began in 2022; construction of the new, replacement bridge is planned to be complete by the end of 2023.

With the remainder of the budget, the Public Service Department was able to focus on paying down debt service, replacing culverts, and acquiring equipment to increase in-house capabilities and safety. The City utilized both contractual services and City personnel to replace several culverts of varying size around the City where existing culverts were at the end of their useful life. The purchase of a new single-axle dump truck in 2022 allowed for the PSD to replace an old truck with newer, more efficient and effective equipment. The PSD also purchased a new tractor for roadside mowing with a flex wing rotary cutter to replace an old tractor and equipment that was at the end of its useful life.

To complete small scale infrastructure and maintenance projects, the City relies on the capabilities of its Public Service Department Staff. The following list highlights efforts that were completed by the Departments eight full-time employees in 2022:

- Approximately 3,000 feet of roadside ditch cleaning and restoration.
- Approximately 700 feet of storm sewer/culverts replaced/installed.
- Installation and reconstruction of numerous yard drains and catch basins.
- Approximately 16,000 pounds of crack seal material applied to roadways throughout the City.
- Roughly 7,400 gallons of emulsion and 180 tons of gravel used to dura-patch City roads.
- Patching potholes and asphalt repairs, using approximately of 90 tons of asphalt.
- Repair of approximately 50 streetlights.
- Replacement/upgrade of approximately 180 street and traffic signs.
- Over 1,000 man-hours mowing public right-of-way
- Response to over 4,000 OUPS tickets

Utilities Department

The Utilities Department accomplished several major projects in 2022 in order to help us accomplish our mission of “Clean Water In, Clean Water Out”, including the following:

Water Reclamation Department 2022 Highlights

The Wastewater Collection System consists of 7 lift stations, 980 manholes, and 40.06 miles of sewer main pipeline. The 2022 calendar year for the Utility Department was a productive and successful one in our daily mission of “Clean Water In, Clean Water Out”. Equipment replacement and equipment revitalization was accomplished through proactive maintenance efforts. Those efforts included numerous hours in plant operation responsibilities, preventative maintenance duties at our facilities as well as in the collection system.

- **WRF Upgrade Project** - The Utility Department began the process to expand its Water Reclamation Facility in anticipation of future growth to the area coming from the Intel project. Funding sources are currently being analyzed to minimize the impact of the expansion to the Utility Department budget.
- **Creek Road Lift Station** – Design work is underway for replacement and increase pipe size of the force main from the Creek Road Lift Station to the Water Reclamation Facility. This project will increase the ability to move wastewater from the majority of our sewage collection system to the Water Reclamation Facility.
- **2022 Biosolids Program** - The Biosolids Management Program resulted in 146.62 dry tons of nutrient rich product for agricultural beneficial reuse. The program is on the frontline of reuse and recovery through the beneficial application of biosolids. The department is currently utilizing the services of a contractor (Agri-sludge) to conduct our land application program in accordance with good farming practices and OEPA regulations.
- **Infiltration and Inflow (I&I)** - The Utility Department began a sewer lining project in 2022. The project inserts a polymer lining into the existing sewer mains, minimizing the amount of ground and rainwater that can enter the sewage collection system. This project is taking place in the River Forest, Oak Meadow Drive, Linda Ave, and Third Street areas. Funding source for this project is House Bill 158.



Water Department 2022 Highlights

The Water Distribution System consists of more than 752 fire hydrants, 972 main line valves, 4 elevated water storage tanks, 4 clear well storage tanks, 6 active water treatment wells, 1 water booster pump station, 2 treatment plants, 1 drinking water interconnect between Pataskala Water and Sewer and Southwest Licking Community Water and Sewer District, and 68.57 miles of water main pipeline. The 2022 calendar year for the Utility Department was a productive and successful one in our daily mission of “Clean Water In, Clean Water Out”. Equipment replacement and equipment revitalization was accomplished through proactive maintenance efforts. Those efforts included numerous hours in plant operation responsibilities, preventative maintenance duties at our facilities as well as in the distribution system.

- **Water Tower Maintenance Program** - The Utility Department continued an all-inclusive water tower maintenance program for 3 of its 4 water towers. This program includes painting, emergency and routine repairs, washout services and EPA required asset management reporting. In 2022 we conducted visual inspections of those water towers. Major tower work completed in 2022, the Southeast water tower was repainted.

- **Hydrant Flushing Program** - The Utility Department completed its annual hydrant flushing program in October. This is done to ensure that all of our hydrants are in good operational condition, and also to flush out any sediment that may have settled out of solution into our distribution system.
- **Valve Exercise Program** - The Utility Department continues to work on its annual valve exercising program, ensuring the proper operation of the main and hydrant control valves in the system.
- **Jefferson Street Waterline** - The Utility Department replaced and upsized an existing water main along Jefferson and Depot Street in 2022. This improved capacity and the hydraulics in our drinking water system. The road surface was also redone as a part of this project. Half of the project (\$259,882) was funded by a grant through the Ohio Public Works Commission (OPWC)
- **2" Waterline Replacement Project** - The Pataskala Utility Department replaced and upsized existing water mains in the Poplar, Denison, and Willow Street area in 2022. This will improve capacity and the hydraulics in our drinking water system. This project also allowed for proper fire protection in the area.
- **SR 310 Interconnect** - The Pataskala Utility Department and the Southwest Licking Community Water and Sewer District completed a drinking water system interconnect in 2022. This interconnect will be used in emergency situations to avoid water service disruptions to both customer bases. Funding for this project was split between the Southwest Licking Community Water and Sewer District and the Pataskala Utility Department.
- **System Maintenance** – During 2022, the Utility Department completed the following repairs and improvements to the water system:
 - 5 water main breaks
 - 25 service line repair jobs
 - 3 hydrants replaced
 - 9 hydrants repaired
 - All hydrants flushed during the annual hydrant flushing program.
 - Over 4,000 laboratory tests to ensure OEPA compliance

Utility Billing Department

The Billing Department ensures timely delivery of service to our customers and is diligent in providing the outstanding customer service every day of the year. This includes keeping the meter reading on a schedule month to month, ensuring that customer invoices go out on time, and attentiveness to customer service order requests. During 2022, the department processed approximately \$5.17 million in service and capacity charge revenues.

- **Information and Outreach Efforts** - We provided educational information to the customers regarding the Consumer Confidence Report (CCR) every year. The Utility Department is also continuing a social media informational outreach program covering a different aspect of the department each month.

Parks and Recreation Department

With an estimated population of more than 18,000 residents and a median age of 37, Pataskala's population is relatively young. However, we must not forget about the city's mature and elderly. Parks and Recreation is here to serve the mature population segment with social, recreational, active, and healthy


opportunities to build a community centered around volunteerism to help strengthen our communities' image. Effectively promoting and publicizing recreational programs and events will help enrich the lives of our residents.

The City's park system has seven parks within its corporation limits, totaling more than 138 acres of passive and active parkland, and include the following:

Foundation Park: (Active) At 78 total acres, including 22 acres of woodlands, this is Pataskala's largest city park where all main city events and activities take place. Foundation Park was established in 1998 through the efforts of J. Gilbert Reese, Chairman of the Thomas J. Evans



Foundation, and President Sarah Wallace. Annual events hosted here include the Easter Egg Hunt, Community Fireworks in July, Antique Power Show in September, and the annual Outdoor Adventure Day featuring fishing, archery and environmental science activities. Foundation Park is also the home of the Pataskala Youth Soccer program and provides game and practice fields for local club teams.



Municipal Park (Active) This well-developed 15-acre park along Township Road is Pataskala's original city park. The Municipal Park pool offers swimming lessons and open swims for families and adults, as well as private rentals for pool parties. A paved trail along the scenic South Fork of the Licking River skirts the park and provides easy access for pedestrians and bicycle riders from the Bright Waters neighborhoods.

Freedom Park (Active) Freedom Park is the proud home of a military flag display, which inspires its name. Located at the corner of Taylor Road and Havens Corner Road, this 8-acre park links rural Pataskala with nearby neighborhoods. The Taylor Road multi-use walking path which spans 2.52 miles along Taylor Road north of Broad Street offers easy access for pedestrians and bicycles. The park's wide-open spaces offer opportunities for casual soccer games and outdoor play. The shelter house and nearby playground are popular for gatherings.

Liberty Park (Passive) Liberty Park offers an appealing blend of natural features and recreation facilities nestled in the Taylor Glen subdivision off Taylor Road. This 8-acre park boasts a 2-acre pond and a woodlot with mature trees in addition to sunny open fields. Bird nesting boxes have been installed and the pond has been stocked with fish to enhance these natural features. Recent improvements to the park were made possible through an ODNR NatureWorks grant include a walking path, a nature play area in the woods, and a patio for picnics and other gatherings.



Citizens Park (Passive) This park is tucked into the Glenbrooke subdivision off Cleveland Avenue, offers 9 acres of potential for recreation amid fields and meadows. The park features a pond and a playground, and plenty of space to run and play, or relax and enjoy nature.

Volunteer Park (Passive) Pataskala's community spirit is on display at Volunteer Park, located adjacent to Pataskala Leads Center. This 11-acre park gets its name from the countless hours local volunteers and Eagle Scout candidates have put into bringing this active recreation area to life. Facilities for

baseball/softball, basketball and soccer invite local youth, families and leagues to come out and play.

Karr Park (Active) Located on the campus of Pataskala City Hall and the Pataskala Police Station, and adjacent to the Conine Village neighborhood, this 9-acre park is a green retreat from the bustle of Broad Street. Recent improvements made possible through an ODNR NatureWorks grant make this hidden gem even more inviting for multiple generations, providing active outdoor pursuits as well as quiet time in nature. Karr Park is home to Pataskala's new Community Garden program, which has already provided nutritious food for neighbors and will serve as a teaching garden for youth and adults interested in gardening. Through partnerships with the Licking County Master Gardeners and the Licking County Soil and Water Conservation District, native trees and wildflowers have been planted to enhance the park's beauty and diversity.



The Parks and Recreation Department looks to the future to enhance City Programs to offer the citizens of Pataskala more diverse sport programs, adult programs and more. In addition, we will concentrate on repairing existing buildings as well as maintaining and enhancing the grounds at all the parks. To help take our city's Parks and Recreation Department to the next level and to keep up with the growth of our rural city, we are considering developing partnerships with local businesses to help enhance our parks and what the city has to offer for its residents.

Pataskala, Ohio is a fast-growing city just outside of Columbus, Ohio. The City of Pataskala is dedicated to making our community a healthier place, one individual at a time, by partnering with local professionals and organizations to help understand our residents' unique needs for an improve quality of life and wellbeing. Please visit www.pataskalaparksandrecreation.com for more information regarding our parks and events.

Land and Buildings

The Lands and Buildings Department is primarily funded by the General Fund, and expenditures included improvements to the Old Town Hall (which also serves as the Utility Department Headquarters), Municipal Building, Street Department, and park facilities. In 2007, the City purchased an existing office building located on Broad Street to serve as its Municipal Headquarters, with the intention of leasing any excess space. Improvements to the building since 2007 have included a new parking lot, new roof, as well as technology upgrades completed in 2012. In 2014, the note on the Municipal Building was paid in full, resulting in the City's complete ownership of the facility.



In 2016, City Council authorized the Administration to enter into a contract with an architectural firm, Horne & King, for planning, architectural design and construction administration services related to the construction of a new Police Station. Police department operations were previously run out of the Old Town Hall building, a 102-year-old facility that was never designed to serve in such a capacity. Permanent



long-term funding for the project and project bidding were successfully completed in early-2018. Construction of the new station was completed in early 2019 and the Police Department moved into the new facility in the spring of 2019.

Specific to the Old Town Hall, City Council approved funding in the 2019-2021 budgets to make improvements to the facility after the Police

Department moved out. These included improvements to the building's electrical service, plumbing, HVAC and general remodeling work. Upon completion of much of this work, the City's Utility Administrative and Billing staff moved in. In addition to providing space for the Utility Department, the city also rents office space in the Old Town Hall to the Pataskala Area Chamber of Commerce. 2022 was the first year in some time that all available space was rented at the 621 West Broad St (Municipal Building) of special note was the opening of a satellite office for the Licking County Health Department.

Finance Department

The Finance Department, which consists of 3 full-time employees, is responsible for the following functions: payroll, budgetary compliance, accounts payable/receivable, income tax collection, payroll, capital asset accounting, investment of public funds, and ensuring compliance with Bureau of Worker's Compensation guidelines.

The department provides timely financial information to the Mayor and members of City Council, employees, and residents. This information includes monthly financial and budgetary reports which are posted to the City's website, a 5-year forecast for all of the City's funds, outlining expected revenues, expenditures and cash position, and also updates regarding the City's budget. Policies and procedures are continuously updated and reviewed ensuring proper internal controls are in place.

This year will mark the twenty-ninth consecutive year of filing financial statements according to accounting principles generally accepted in the United States of America (GAAP), and the thirteenth consecutive year that the City has submitted a Annual Comprehensive Financial Report (ACFR) to the Government Finance Officers Association for their Certificate of Achievement Program.

LONG-TERM FINANCIAL PLANNING

A 1.0% income tax was enacted by the voters in May 2010 and became effective July 1, 2010. The tax provides funding for Police protection and for investment in maintenance and improvements of the City's roadway infrastructure. For 2022, City Council directed that the income tax collections were to be allocated as follows: Police (45.0%), Street (44.10%), Capital Improvement (1.50%), and Debt Service (9.40%).

Pataskala is a bedroom community, with a significant portion of its approximately 17,900 residents working outside the corporate limits, including the cities of Columbus, Pickerington, Reynoldsburg, Whitehall, and Newark. Licking County's unemployment rate remained competitive with a rate of 3.0% and is somewhat better than the State of Ohio's December 2021 rate of 4.1%. The City also monitors and utilizes unemployment rates in surrounding counties as one factor when forecasting future income tax collections.

In consultation with City Council, the City Administrator has primary responsibility for developing the

short- and long-term goals and objectives for the city. The City Administrator, Timothy O. Hickin, has compiled a list of six planning topics, which include: attracting jobs to the City; improving the City's roads; and completing a vision of how residents want the City to look in coming years.

Please find below an outline of Goals & Projects for 2023. The Administration prepared this plan in order to focus our planning and align our action steps consistent with these goals in order to achieve maximum efficiencies and results for the citizens of Pataskala.

1) Economic Development

- **Corporate Park:** Continue to market properties in the corporate park with Montrose Group taking the lead. Continue to work with the SWLCWSD to finish the Etna Parkway sewer extension. Re-constitute the JEDD Board and streamline the mechanism for parcels outside the JEDD to ask to be added to the JEDD.
- **Consultant:** Continue the partnership with the Montrose Group to market sites throughout the city of Pataskala. Provide information on abatements, TIFs and other economic development tools to foster development.
- **GROW Licking County:** Continue our partnership with Grow Licking County which allows us access to state and national large scale development opportunities.
- **Community Reinvestment Areas (CRA's):** Continue to market the City's four commercial and residential CRA areas. Create informational materials to inform business and residents about the CRA program. Create a 5th "Northwest CRA" in the innovation area near the intersections of Summit and Morse Rds.
- **Local School Districts:** Continue to work with the local school districts to implement the revenue sharing agreement for the Corporate Park CRA, benefitting expediency of future development of the Park.
- **Tax Increment Financing Districts (TIF):** File additional parcels within the corporate park to capitalize on developments. Identify other potential locations to implement TIF Districts to support development and infrastructure improvements, especially a residential TIF to help pay for upgrades at the Water Reclamation Facility. Finish the creation of the TIF at the intersection of Summit and Broad Streets.
- **Organizational Relationships:** Strengthen our partnerships with regional organizations, entities, and neighbors to enhance marketing and coordination:
 - Columbus 2020
 - Mid-Ohio Regional Planning Commission (MORPC)
 - Etna, Harrison, St. Albans, Jersey and Jefferson townships
 - Pataskala Area Chamber of Commerce
 - Franklin & Licking counties
 - Pataskala Corporate Park JEDD
 - Ohio Development Services Agency
 - Southwest Licking & Licking Heights School Districts
 - Central Ohio Technical College/C-TEC
 - Southwest Licking Consolidated Water & Sewer District
 - Cities of Columbus, Reynoldsburg, and New Albany

2) Infrastructure Improvements / CIP Implementation – “Investment in Our Future”

- **Street & Road Infrastructure:** The annual Street Improvement Program will continue in 2023 and will include repair and repaving of identified roadways. The City continues aggressive budgeting toward our annual roadway improvements program, and plans to spend a record high \$1.1M on roadway improvements in 2023. The City is also a primary stakeholder in a Licking County TID led project that is a joint effort between Pataskala, Etna Township, Licking County Commissioners, Licking County TID, and two private developers. Construction of this roughly \$11M project will begin mid-summer 2023 and will include the following improvements: A roundabout at the intersection of Refugee Road and Etna Parkway, another roundabout at the intersection of Refugee Road and Mink Street, and the construction of a continuous 3-lane section of roadway on Refugee Road between the two roundabouts.
- **Traffic Control and Intersection Improvements:** With the completion of the Intersection Safety and Capacity Study, the City has created a prioritized improvement schedule for intersections and will use it as a baseline to apply for State and Federal funding for financial assistance in completing improvement projects. In 2023, the City will continue working with ODOT to design a safety funds grant project to make improvements to the intersection of Broad Street and Summit Road. The City will also continue working with a developer to make additional improvements to the same intersection through TIF funding. The City will continue to make applications to MORPC, through the Attributable Funds grant program, and to ODOT, through both the Safety Funds and TRAC grant programs, to make improvements to the Broad Street Downtown Corridor. The City intends to make an ODOT Safety Funds application for improvements at the Broad Street and Taylor Road intersection as well. The City is also finalizing design on Phase 3 of the Pataskala Safe Travel Plan. The goal of this plan is to provide improved pedestrian mobility throughout the City, with the first phases being aimed at the downtown area and the primary intersections on Broad St. Phase 3 will be focused at the intersection of Broad St., Main St., and Township Road, and include pedestrian facilities and control upgrades to facilitate the new equipment. Construction is planned to begin in 2023. The City is also commissioning its first official Thoroughfare Plan in 2023. This plan will be a companion document to the City’s Comprehensive Plan and Intersection Safety and Capacity Study, and will serve to tie them together and identify future transportation needs and planning strategies. Finally, the City will continue the asset management program to trouble shoot on-going issues, make repairs, and complete upgrades to traffic signals and control equipment, including battery back-ups.
- **Bridge and Culvert Asset Management:** In 2023, the Public Service Department will be finalizing plans and making improvements to 4 bridges. The largest, and most pressing project is the replacement of a small bridge on Cable Road in a coordinated effort with Licking Heights School District. Construction of this 4-sided box culvert project is scheduled to begin in June. The Township Road Bridge Deck Maintenance project is also scheduled for summer of 2023. The goal of this project is to repair and replace deficient concrete on the bridge deck and approach slabs, as well as provide a sealant that will prolong the life of the bridge. The following two projects are currently in design, and may be completed in 2023, pending schedule. The first is the Summit Road bridge extension project. This bridge is a 4-sided box culvert with wing walls that are close to the edge of the road and deteriorating. The project will remove the wing walls, extend the box culvert on both sides to provide a softer, safer slope along the roadway, and replace the wing walls as well. This work cannot, be completed at the same time as the Cable Road bridge, due to their proximity to each other, but will be completed as soon as feasible. The final project is a wing wall replacement on the Mill Street bridge. This wing wall is showing evidence of minor movement that has been monitored by the City over the past 3 years. While the movement is minor, a plan is being developed for remediation, and will be implemented once design is complete

and scheduling conflicts are addressed.

- **Storm Water Management:** Design was recently completed for the Vine Street Trunk Sewer project, and construction is planned to commence in July of 2023. The plan for this project includes installation of 1600' of storm sewer, primarily in the roadway, and repaving of the roadway when complete. This project is aimed at relieving flooding in an area that relies on old field tile located on private property for drainage. The new storm sewer will be located in public right-of-way and is planned to have increased capacity over the existing drainage.

3) Public Service & Engineering

- **Public Service Department – Core Services:** Continue to provide basic and enhanced services to the residents and businesses, including:
 - Roadway berm replacement
 - Urban forest management plan (city-owned trees only)
 - Roadway striping
 - Roadway crack sealing and durapatching
 - Pothole repair and repaving
 - Ditch cleaning and culvert repair/replacement
 - Right of-way mowing and vegetation management for sign visibility
 - Stream blockage removal
 - Streetlight repair and maintenance
 - Snow and ice removal program
 - City gateway maintenance
 - Street signage repair and replacement
 - Weekly park maintenance efforts
 - Guardrail maintenance
 - Road sweeping/alley maintenance
 - Mosquito control program
- **Storm Sewer Maintenance:** Targeted use of jet truck to maintain and clean-out lines. Inspect all drains and catch basins, and video sewers suspected of deficiencies throughout the City to identify areas in the storm water system that need to be cleaned, repaired, or replaced.
- **NPDES/MS4 Permit:** Improved communication with the EPA and staff efforts to improve compliance with requirements of NPDES/MS4 program. The City has also formed a new partnership with Licking County Soil & Water by joining the Licking County Stormwater Consortium. This program will aid the City with MS4 planning, reporting, permitting, and implementation efforts.

4) Land Use, Planning & Zoning / Grant Funding, Parks & Recreation:

- **Economic Development:** Economic Development: Continue responding to leads, and work to ensure adequate infrastructure is in place. Review, update, and expand areas with tax incentives within the City.
- **Comprehensive Plan:** Implement the goals and objectives outlined in the updated Comprehensive plan which was adopted by Council in July 2021.
- **Code Review:** Ongoing review by staff identifying areas of the code not working as intended – suggestions for code modifications, if needed, should be anticipated in 2023. Particular attention will be paid to code amendments recommended in the Comprehensive Plan.

- **Code Enforcement:** Continued prioritization of enforcement issues within the Department – trash, inoperable motor vehicles, tall grass and weeds, along with chronic property maintenance-related properties.
- **Planning & Zoning:** Modify existing permit forms and to provide a more streamlined submittal process.

5) Utilities – “Clean Water In, Clean Water Out”

- **Public Informational Outreach:** Significant outreach, education, and awareness initiatives to customers on, Fats Oil and Grease Program, Backflow Prevention Program, Water Conservation Efforts, and monthly informational posts on different aspects of the water and wastewater treatment processes.
- **Water Reclamation Facility (WRF) Expansion:** The Utility Department has begun the process to expand its Water Reclamation Facility. We will continue to work looking for potential funding for this project to help offset the cost to the city.
- **Lift Station Generator:** Installing a standby generator at the well field for Water Plant 1.
- **Bulk Water Fill Station:** Complete the Bulk Water Fill Station providing bulk water sales generating income.
- **Sewer Line Maintenance:** Complete the Sewer Slip Lining projects to help minimize our I&I issues.
- **Water Line Maintenance:** Annual water line, valve, hydrant replacement and repair efforts. We also conduct a water valve exercise program to ensure that the valves are operable when they are needed. We exercise half of the system’s main line valves every year.
- **GIS integration work:** The Utility Department is continuing to update its GIS map which locates all of its water and sewer infrastructure.

6) City Facilities

- **Municipal Facilities Inventory:** Investigate potential new uses for all city facilities. What is the most productive use of all city facilities?
- **Maintain the full occupancy of available space at in municipal buildings.** Maintain relationships with the tenants already present.
- **Leases: Continue to** Re-evaluate and update current leases with tenants.
- **Pataskala Administration Building:** Replace deteriorating portions of buildings. Complete a renovation of the 2nd floor flooring.

7) Communications / Public Outreach

- **Community Outreach:** Revamp and redo the city’s website. Investigate the feasibility of a “Pataskala App” for use with smart phones. Increase use of social media (Facebook, Twitter) and increase the number of registrants to each.

8) Parks and Recreation

- Continue to improve the current level of recreation programs and facilities.
- Pursue new and exciting recreation programs to involve more residents (adults and children)

in various activities using park facilities.

- Continue to maintain and improve park facilities for the continued enjoyment of the current residents as well as future potential residents.
- Continue to promote our parks to families and offer community events and co-sponsored events with local clubs, businesses, and other local groups to encourage more involvement within the parks.
- Continue to strategically plan for our funding for recreational programming and our undeveloped open park spaces.
- Build long-term partnerships to offer more within our greenspaces year-round.
- Continue to pursue volunteer opportunities with all civic groups, businesses, as well as individual residents to improve the overall condition of the Parks.
- Continue to develop partnerships with our local schools to offer additional programs such as mentorship opportunities and more.
- Continue to seek partnerships from local business for recreational programs, events and future programming.
- Work with city officials in 2023 to find ways to seek long term parks and recreation operations goals for the growing population in Pataskala.

RELEVANT FINANCIAL POLICIES

By ordinance, City Council adopted a comprehensive *Employee Handbook & Policy Manual* which, in addition to providing employees guidance on employment practices and policies, also provides a tool for the City to better manage and streamline the City's purchasing procedures, budgeting and financial planning, debt management, and investment and deposit of funds to ensure the minimal City resources are utilized to their fullest. A summary of the significant components of the financial policy section are as follows:

Purchasing Procedures - Clarification and direction was provided to all employees governing the use of requisitions, certification of funds, establishing communication channels between departments receiving goods and the authorization for payment, competitive bidding process, and finally establishing overall standards and ethics.

Budgeting and Financial Planning – The purpose is to identify the major elements of the budgeting/financial planning process to ensure the long-term objectives of the City are met and to recognize that prudent financial planning considers multi-year implications of short-term financial decisions. The major financial planning elements include:

1. **Capital Improvement Plan** – This document establishes a policy framework to guide the expansion of the City and future development and necessary infrastructure and capital equipment needs.
2. **Five-Year Forecast** – This plan projects the expected fund balances of the City's General Fund, or main operating fund, and considers the expected funding needs, essential funding sources, and may expand upon the Capital Improvement Plan by estimating the costs and funding for projects and programs that accomplish the long-term goals for the City.

3. Annual Operating and Capital Budgets – This annual financial plan is prepared by the City Administrator with assistance from the Finance Department and approved by Council. These budgets may be changed throughout the year based upon departmental needs and changes in estimated revenues.

The City will budget target cash fund balances for various operating funds to provide reserves for unforeseen emergencies or revenue shortfalls and to eliminate the need for short-term borrowings.

Debt Management - Debt will only be used to fund capital projects or the purchase of capital assets that will continue to benefit the community and will not be used to finance operating expenditures. The City will work to obtain and maintain assigned credit from a rating agency consistent with the City's financing objectives. Finally, the City will strive to retire short-term borrowings as considered beneficial to the City in relation to overall cost savings and interest rates.

Investments and Deposits of Funds – City Council adopted an amended investment policy in 2018 which expanded the number of approved investment options, and emphasizes safety, preservation of principal, liquidity and yield. All idle funds are to be invested in accordance with the City's investment policy.

AWARDS AND ACKNOWLEDGEMENTS

The Government Finance Officers Association of the United States and Canada (GFOA) awarded a *Certificate of Achievement for Excellence in Financial Reporting* to the City of Pataskala for its Annual Comprehensive Financial Report for the year ended December 31, 2021. This was the 13th consecutive year that the City of Pataskala has achieved this prestigious award. In order to be awarded a Certificate of Achievement, a government unit must publish an easily readable and efficiently organized annual comprehensive financial report. This report must satisfy both generally accepted accounting principles and applicable legal requirements.

A Certificate of Achievement is valid for a period of one year only. We believe our current report continues to conform to the Certificate of Achievement Program requirements, and we are submitting it to the GFOA to determine its eligibility for another certificate.


Government Finance Officers Association of the United States and Canada (GFOA) has given an Award for Outstanding Achievement in Popular Annual Financial Reporting to the City of Pataskala for its Popular Annual Financial Report for the fiscal year ended December 31, 2021. The Award for Outstanding Achievement in Popular Annual Financial Reporting is a prestigious national award recognizing conformance with the highest standards for preparation of state and local government popular reports. In order to receive an Award for Outstanding Achievement in Popular Annual Financial Reporting, a government unit must publish a Popular Annual Financial Report, whose contents conform to program standards of creativity, presentation, understandability, and reader appeal.

An Award for Outstanding Achievement in Popular Annual Financial Reporting is valid for a period of one year only. The City of Pataskala has received a Popular Award for the last six consecutive years (fiscal years ended 2016-2021). We believe our current report continues to conform to the Popular Annual Financial Reporting requirements, and we are submitting it to GFOA to determine its eligibility for another Award.

The City was also awarded the Ohio Auditor of State's *Award With Distinction* certificate (formerly known as the "Making Your Tax Dollars Count" award) for eleven years (2009-2017, 2019-2020), based upon the submission of an Annual Comprehensive Financial Report, and the auditor's finding that no material noncompliance or internal control weaknesses were identified as a result of these audits. We anticipate qualifying for the award again for 2021, however, this has been delayed as the GFOA recently awarded the 2021 ACFR in April 2023.

The preparation of this Annual Comprehensive Financial Report was made possible by the dedicated service of the City's Finance staff, department heads and all other City employees who have contributed or assisted in its preparation.

Respectfully submitted,



James M. Nicholson
Finance Director



Government Finance Officers Association

Certificate of
Achievement
for Excellence
in Financial
Reporting

Presented to

**City of Pataskala
Ohio**

For its Annual Comprehensive
Financial Report
For the Fiscal Year Ended

December 31, 2021

Christopher P. Morill

Executive Director/CEO

**City of Pataskala, Ohio
Elected & Appointed Officials
As of December 31, 2022**

Elected Officials*

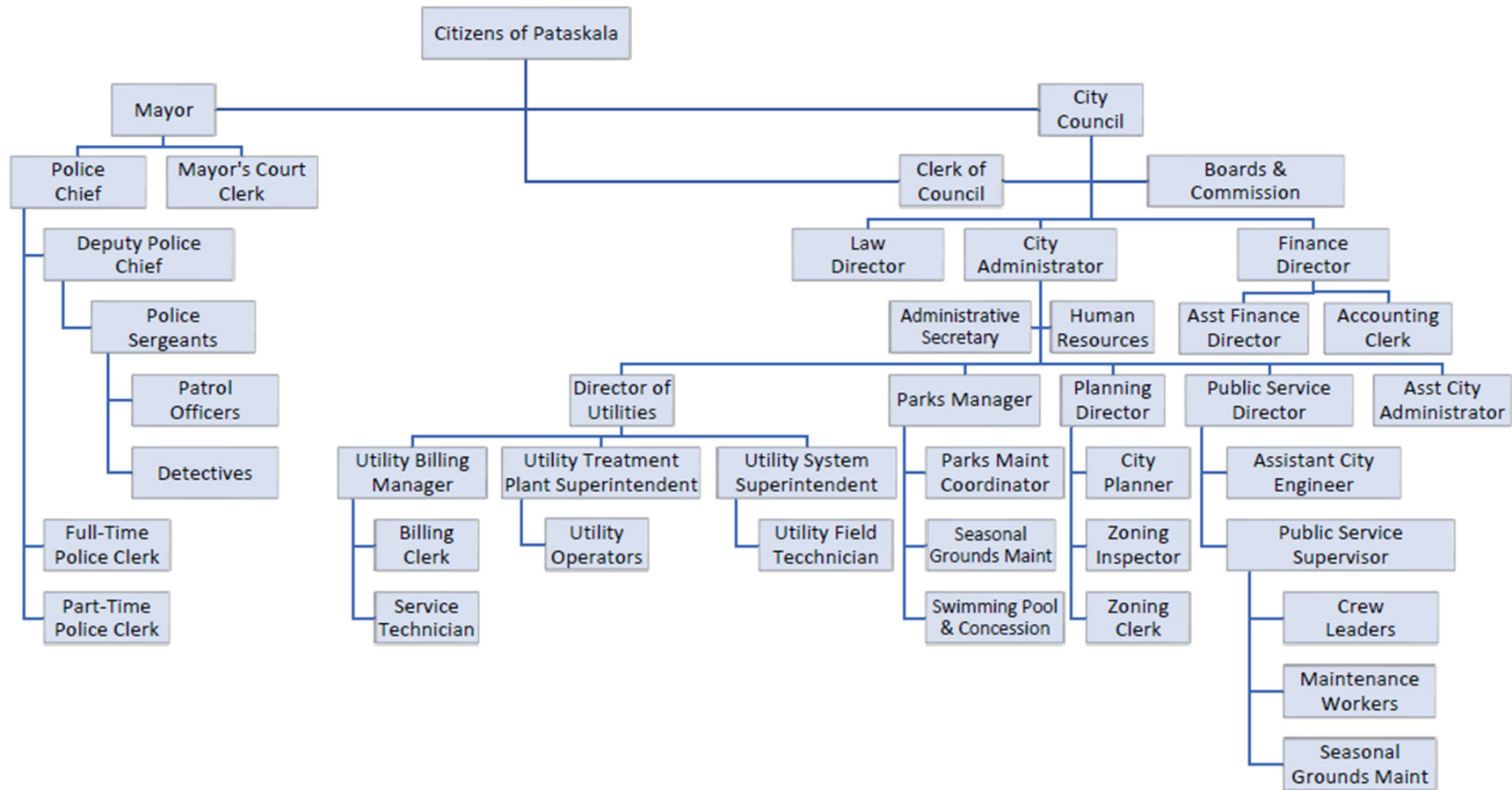
Mayor	Michael W. Compton (2025)
Council President	<i>Ward 1</i> – Thomas H. Lee (2023)
Council Members	<i>At-Large</i> – Dustin Epperson (2025) <i>At-Large</i> – Jude Hampshire (2025) <i>At-Large</i> – Andrew W. Walther (2025) <i>Ward 2</i> – Open Position (2023) <i>Ward 3</i> – Amy Dandurand (2023) <i>Ward 4</i> – Brandon Galik (2023)

Appointed Officials:

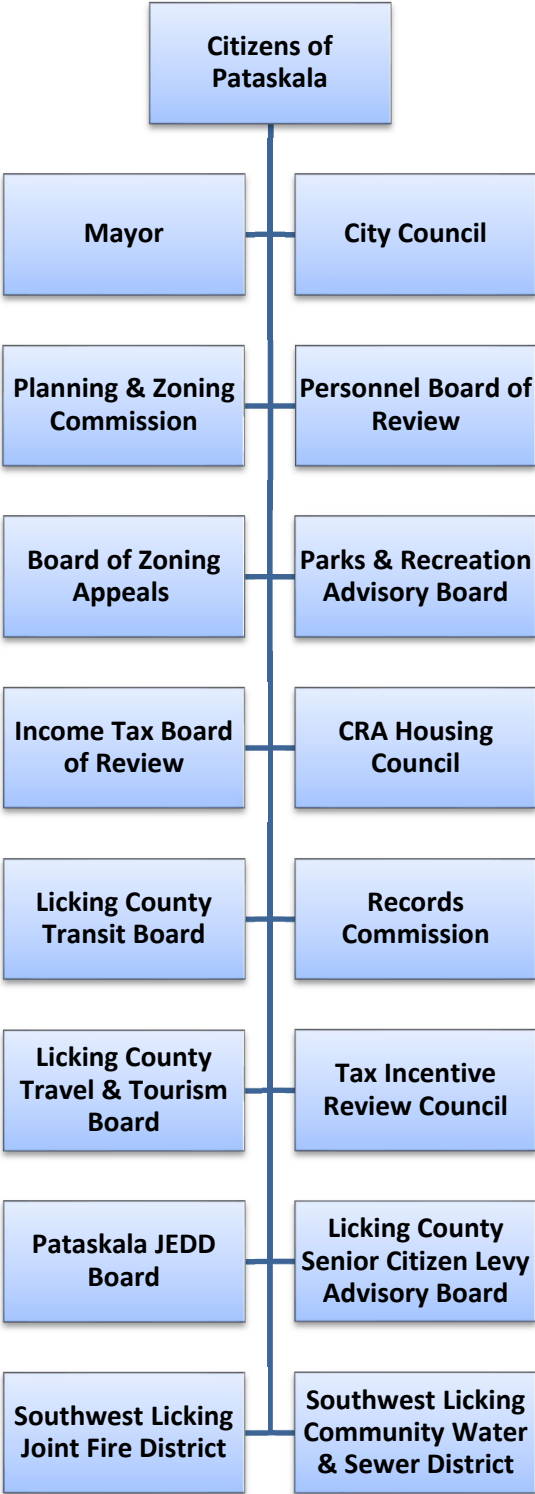
City Administrator	Timothy O. Hickin
Finance Director	James M. Nicholson, MBA, CPFIM
Law Director	Brian M. Zets, Esq.
Planning Director	Scott C. Fulton
Public Service Director	Alan W. Haines, P.E.
Chief of Police	Bruce Brooks
Utilities Director	Christopher D. Sharrock
Parks Manager	Lenier A. Crawford, AFO

* Elected officials' terms of office listed in parentheses.

City of Pataskala, Ohio Organizational Chart



City of Pataskala, Ohio Boards & Commissions





Financial Section

City of Pataskala | Annual Report



Independent Auditor's Report

City of Pataskala
Licking County
621 West Broad Street, Suite 1D
Pataskala, Ohio 43062

To the Members of the City Council and Mayor:

Report on the Audit of the Financial Statements

Opinions

We have audited the accompanying financial statements of the governmental activities, the business-type activities, each major fund, and the aggregate remaining fund information of the City of Pataskala, Licking County, Ohio, as of and for the year ended December 31, 2022, and the related notes to the financial statements, which collectively comprise the City of Pataskala's basic financial statements as listed in the table of contents.

In our opinion, the financial statements referred to above present fairly, in all material respects, the respective financial position of the governmental activities, the business-type activities, each major fund, and the aggregate remaining fund information of the City of Pataskala, as of December 31, 2022, and the respective changes in financial position and, where applicable, cash flows thereof and the respective budgetary comparisons for the General Fund, the Street Fund and the Police Fund for the year then ended in accordance with accounting principles generally accepted in the United States of America.

Basis for Opinions

We conducted our audit in accordance with auditing standards generally accepted in the United States of America (GAAS) and the standards applicable to financial audits contained in *Government Auditing Standards*, issued by the Comptroller General of the United States. Our responsibilities under those standards are further described in the *Auditor's Responsibilities for the Audit of the Financial Statements* section of our report. We are required to be independent of the City of Pataskala and to meet our other ethical responsibilities, in accordance with the relevant ethical requirements relating to our audit. We believe that the audit evidence we have obtained is sufficient and appropriate to provide a basis for our audit opinions.

Responsibilities of Management for the Financial Statements

Management is responsible for the preparation and fair presentation of the financial statements in accordance with accounting principles generally accepted in the United States of America, and for the design, implementation, and maintenance of internal control relevant to the preparation and fair presentation of financial statements that are free from material misstatement, whether due to fraud or error.

In preparing the financial statements, management is required to evaluate whether there are conditions or events, considered in the aggregate, that raise substantial doubt about the City of Pataskala's ability to continue as a going concern for twelve months beyond the financial statement date, including any currently known information that may raise substantial doubt shortly thereafter.

Auditor's Responsibilities for the Audit of the Financial Statements

Our objectives are to obtain reasonable assurance about whether the financial statements as a whole are free from material misstatement, whether due to fraud or error, and to issue an auditor's report that includes our opinions. Reasonable assurance is a high level of assurance but is not absolute assurance and therefore is not a guarantee that an audit conducted in accordance with GAAS and *Government Auditing Standards* will always detect a material misstatement when it exists. The risk of not detecting a material misstatement resulting from fraud is higher than for one resulting from error, as fraud may involve collusion, forgery, intentional omissions, misrepresentations, or the override of internal control. Misstatements are considered material if there is a substantial likelihood that, individually or in the aggregate, they would influence the judgment made by a reasonable user based on the financial statements.

In performing an audit in accordance with GAAS and *Government Auditing Standards*, we:

- exercise professional judgment and maintain professional skepticism throughout the audit.
- identify and assess the risks of material misstatement of the financial statements, whether due to fraud or error, and design and perform audit procedures responsive to those risks. Such procedures include examining, on a test basis, evidence regarding the amounts and disclosures in the financial statements.
- obtain an understanding of internal control relevant to the audit in order to design audit procedures that are appropriate in the circumstances, but not for the purpose of expressing an opinion on the effectiveness of the City of Pataskala's internal control. Accordingly, no such opinion is expressed.
- evaluate the appropriateness of accounting policies used and the reasonableness of significant accounting estimates made by management, as well as evaluate the overall presentation of the financial statements.
- conclude whether, in our judgment, there are conditions or events, considered in the aggregate, that raise substantial doubt about the City of Pataskala's ability to continue as a going concern for a reasonable period of time.

We are required to communicate with those charged with governance regarding, among other matters, the planned scope and timing of the audit, significant audit findings, and certain internal control-related matters that we identified during the audit.

Required Supplementary Information

Accounting principles generally accepted in the United States of America require that the *management's discussion and analysis, and schedules of net pension and other postemployment benefit assets and liabilities and pension and other postemployment benefit contributions* listed in the table of contents be presented to supplement the basic financial statements. Such information is the responsibility of management and, although not a part of the basic financial statements, is required by the Governmental Accounting Standards Board who considers it to be an essential part of financial reporting for placing the basic financial statements in an appropriate operational, economic, or historical context. We have applied certain limited procedures to the required supplementary information in accordance with auditing standards generally accepted in the United States of America, which consisted of inquiries of management about the methods of preparing the information and comparing the information for consistency with management's responses to our inquiries, the basic financial statements, and other knowledge we obtained during our audit of the basic financial statements. We do not express an opinion or provide any assurance on the information because the limited procedures do not provide us with sufficient evidence to express an opinion or provide any assurance.

Supplementary Information

Our audit was conducted for the purpose of forming opinions on the financial statements that collectively comprise the City of Pataskala's basic financial statements. The accompanying combining and individual nonmajor fund financial statements and schedules are presented for purposes of additional analysis and are not a required part of the basic financial statements. Such information is the responsibility of management and was derived from and relates directly to the underlying accounting and other records used to prepare the basic financial statements. The information has been subjected to the auditing procedures applied in the audit of the basic financial statements and certain additional procedures, including comparing and reconciling such information directly to the underlying accounting and other records used to prepare the basic financial statements or to the basic financial statements themselves, and other additional procedures in accordance with auditing standards generally accepted in the United States of America. In our opinion, the combining and individual nonmajor fund financial statements and schedules are fairly stated, in all material respects, in relation to the basic financial statements as a whole.

Other Information

Management is responsible for the other information included in the annual financial report. The other information comprises the introductory and statistical sections but does not include the basic financial statements and our auditor's report thereon. Our opinions on the basic financial statements do not cover the other information, and we do not express an opinion or any form of assurance thereon.

In connection with our audit of the basic financial statements, our responsibility is to read the other information and consider whether a material inconsistency exists between the other information and the basic financial statements, or the other information otherwise appears to be materially misstated. If, based on the work performed, we conclude that an uncorrected material misstatement of the other information exists, we are required to describe it in our report.

Other Reporting Required by Government Auditing Standards

In accordance with *Government Auditing Standards*, we have also issued our report dated June 28, 2023, on our consideration of the City of Pataskala's internal control over financial reporting and our tests of its compliance with certain provisions of laws, regulations, contracts, and grant agreements and other matters. The purpose of that report is solely to describe the scope of our testing of internal control over financial reporting and compliance and the results of that testing, and not to provide an opinion on the effectiveness of the City of Pataskala's internal control over financial reporting or on compliance. That report is an integral part of an audit performed in accordance with *Government Auditing Standards* in considering the City of Pataskala's internal control over financial reporting and compliance.



Julian & Grube, Inc.
June 28, 2023



THIS PAGE IS INTENTIONALLY LEFT BLANK

CITY OF PATASKALA, OHIO

MANAGEMENT'S DISCUSSION AND ANALYSIS FOR THE YEAR ENDED DECEMBER 31, 2022

The management's discussion and analysis of the City of Pataskala's (the "City") financial performance provides an overall review of the City's financial activities for the year ended December 31, 2022. The intent of this discussion and analysis is to look at the City's financial performance as a whole; readers should also review the basic financial statements and the notes to the basic financial statements to enhance their understanding of the City's financial performance.

Financial Highlights

Key financial highlights for 2022 are as follows:

- The total net position of the City increased \$5,653,914. Net position of governmental activities increased \$3,428,487 or 7.16% from December 31, 2021's net position. Net position of business-type activities increased \$2,225,427 or 13.64% from December 31, 2021's net position.
- General revenues accounted for \$10,343,689 or 74.44% of total governmental activities revenue. Program-specific revenues accounted for \$3,551,318 or 25.56% of total governmental activities revenue.
- The City had \$10,466,520 in expenses related to governmental activities; in total, these expenses were partially offset by program specific charges for services, grants or contributions.
- The general fund had revenues and other financing sources of \$2,389,536 in 2022. This represents a decrease of \$20,298 from 2021 revenues. The expenditures of the general fund, which totaled \$1,802,616 in 2022 increased \$177,778 from 2021. The net increase in fund balance for the general fund was \$586,920 or 18.30%.
- The Street fund had revenues and other financing sources of \$4,802,837 in 2022, which is an increase of \$977,175 from 2021 revenues and other financing sources. The expenditures in the Street fund totaled \$2,930,969 in 2022, which decreased \$33,651 from 2021. The net increase in fund balance was \$1,871,868 or 43.44%.
- The Police fund had revenues of \$3,614,942 in 2022, which is a decrease of \$207,634 from 2021 revenues. The expenditures and other financing uses in the Police fund totaled \$3,642,566 in 2022, which increased \$659,670 from 2021. The net decrease in fund balance was \$27,624 or 0.61%.
- Net position for the business-type activities, which are made up of the Water and Sewer enterprise funds, increased in 2022 by \$2,225,427.
- In the general fund, the actual revenues and other financing sources came in \$21,907 higher than they were in the final budget. Actual expenditures and other financing uses were \$652,553 less than the amount in the final budget. These variances are the result of the City's conservative budgeting process.

CITY OF PATASKALA, OHIO

MANAGEMENT'S DISCUSSION AND ANALYSIS FOR THE YEAR ENDED DECEMBER 31, 2022

Using This Annual Comprehensive Financial Report (ACFR)

This ACFR consists of a series of financial statements and notes to these statements. These statements are organized so the reader can understand the City as a financial whole, an entire operating entity. The statements then proceed to provide an increasingly detailed look at specific financial activities.

The statement of net position and statement of activities provide information about the activities of the City as a whole, presenting both an aggregate view of the City's finances and a longer-term view of those finances. Fund financial statements provide the next level of detail. For governmental funds, these statements tell how services were financed in the short-term as well as what remains for future spending. The fund financial statements also look at the City's most significant funds with all other nonmajor funds presented in total in one column.

Reporting the City as a Whole

Statement of Net Position and the Statement of Activities

While this document contains a large number of funds used by the City to provide programs and activities, the view of the City as a whole looks at all financial transactions and asks the question, "How did we do financially during 2022?" The statement of net position and the statement of activities answer this question. These statements include all assets, deferred outflows of resources, liabilities, deferred inflows of resources, revenues and expenses using the accrual basis of accounting similar to the accounting used by most private-sector companies. This basis of accounting will take into account all of the current year's revenues and expenses regardless of when cash is received or paid.

These two statements report the City's net position and changes in net position. The change in net position is important because it tells the reader that, for the City as a whole, the financial position of the City has either improved or diminished. The causes of this change may be the result of many factors, some financial, some not. Non-financial factors would include the City's property tax base, current property tax laws in Ohio restricting revenue growth, facility conditions, variations of economic conditions, required community programs and other factors.

In the statement of net position and the statement of activities, the City is divided into two distinct kinds of activities:

Governmental activities - Most of the City's programs and services are reported here including police, street maintenance, capital improvements and general administration. These services are funded primarily by property taxes, income taxes, and intergovernmental revenues including Federal and State grants and other shared revenues.

Business-type activities - These services are provided on a charge for goods or services basis to recover all or a significant portion of the expenses of the goods or services provided. The City's water and sewer operations are reported here.

The City's statement of net position and statement of activities can be found on pages 57-59 of this report.

Reporting the City's Most Significant Funds

Fund Financial Statements

A fund is a grouping of related accounts that is used to maintain control over resources that have been segregated for specific activities or objectives. The City, like other state and local governments, uses fund accounting to ensure and demonstrate compliance with finance-related legal requirements. All of the funds of the City can be divided into three categories: governmental funds, proprietary funds, and fiduciary funds.

Fund financial reports provide detailed information about the City's major funds. The City uses many funds to account for a multitude of financial transactions. However, these fund financial statements focuses on the City's most significant funds. The analysis of the City's major governmental and proprietary funds begins on page 48.

CITY OF PATASKALA, OHIO

**MANAGEMENT'S DISCUSSION AND ANALYSIS
FOR THE YEAR ENDED DECEMBER 31, 2022**

Governmental Funds

Governmental funds are used to account for essentially the same functions reported as governmental activities in the government-wide financial statements. However, unlike the government-wide financial statements, governmental fund financial statements focus on near-term inflows and outflows of spendable resources, as well as on balances of spendable resources available at the end of the fiscal year. Such information may be useful in evaluating a government's near-term financing requirements.

Because the focus of the governmental funds is narrower than that of the government-wide financial statements, it is useful to compare the information presented for governmental funds with similar information presented for governmental activities in the government-wide financial statements. By doing so, the readers may better understand the long-term impact of the government's near-term financing decisions. Both the governmental fund balance sheet and the governmental fund statement of revenues, expenditures, and changes in fund balances provide a reconciliation to facilitate this comparison between governmental funds and governmental activities.

The City maintains a multitude of individual governmental funds and has segregated these funds into major and nonmajor funds. The City's major governmental funds are the General fund, Street fund, and Police Fund. Information for major funds is presented separately in the governmental fund balance sheet and in the governmental statement of revenues, expenditures, and changes in fund balances. Data from the other governmental funds are combined into a single, aggregated presentation. The basic governmental fund financial statements can be found on pages 60-69 of this report.

Proprietary Funds

The City maintains one type of proprietary fund, its enterprise funds. Enterprise funds are used to report the same functions presented as business-type activities in the government-wide financial statements. The City uses enterprise funds to account for its water and sewer operations. Both of the City's enterprise funds are considered major funds. The basic proprietary fund financial statements can be found on pages 70-73 of this report.

Fiduciary Funds

Fiduciary funds are used to account for resources held for the benefit of parties outside the City. Fiduciary funds are not reflected in the government-wide financial statement because the resources of those funds are not available to support the City's own programs. The accounting used for fiduciary funds is much like that used for proprietary funds. The City's fiduciary fund is a Custodial fund. The basic fiduciary fund financial statements can be found on pages 74-75 of this report.

Notes to the Basic Financial Statements

The notes provide additional information that is essential to a full understanding of the data provided in the government-wide and fund financial statements. These notes to the basic financial statements can be found on pages 79-137 of this report.

Required Supplementary Information

In addition to the basic financial statements and accompanying notes, this report also presents certain required supplementary information concerning the City's net pension liability/asset and net OPEB liability. The required supplementary information can be found on pages 140-157 of this report.

CITY OF PATASKALA, OHIO

MANAGEMENT'S DISCUSSION AND ANALYSIS
FOR THE YEAR ENDED DECEMBER 31, 2022

Government-Wide Financial Analysis

The table below provides a summary of the City's assets, deferred inflows of resources, liabilities, deferred outflows of resources and net position at December 31, 2022 and 2021. Net position at December 31, 2021 has been restated.

	Net Position					
	Governmental Activities		Business-Type Activities		Total	
	2022	Restated 2021	2022	Restated 2021	2022	Restated 2021
<u>Assets</u>						
Current and other assets	\$ 27,270,480	\$ 22,922,676	\$ 12,926,065	\$ 12,844,593	\$ 40,196,545	\$ 35,767,269
Capital assets, net	42,643,700	42,488,386	17,226,120	16,227,633	59,869,820	58,716,019
Total Assets	69,914,180	65,411,062	30,152,185	29,072,226	100,066,365	94,483,288
<u>Deferred outflows of resources</u>						
Unamortized						
deferred charges	-	-	228,712	244,045	228,712	244,045
Pension	1,596,732	1,001,812	243,654	160,676	1,840,386	1,162,488
OPEB	348,595	458,613	9,696	63,173	358,291	521,786
Total Deferred Outflows	1,945,327	1,460,425	482,062	467,894	2,427,389	1,928,319
<u>Liabilities</u>						
Current liabilities	2,968,346	1,137,397	932,765	1,060,868	3,901,111	2,198,265
Long-term liabilities:						
Due within one year	900,174	941,263	630,964	702,889	1,531,138	1,644,152
Net pension liability	3,940,260	4,710,190	413,173	670,766	4,353,433	5,380,956
Net OPEB liability	573,842	559,057	-	-	573,842	559,057
Other amounts	7,910,206	8,513,255	9,430,523	10,213,158	17,340,729	18,726,413
Total Liabilities	16,292,828	15,861,162	11,407,425	12,647,681	27,700,253	28,508,843
<u>Deferred inflows of resources</u>						
Property taxes,						
PILOTs and leases	1,900,975	1,615,288	-	-	1,900,975	1,615,288
Pension	1,895,716	862,575	521,502	310,381	2,417,218	1,172,956
OPEB	486,948	677,909	159,092	261,257	646,040	939,166
Total Deferred Inflows	4,283,639	3,155,772	680,594	571,638	4,964,233	3,727,410
<u>Net Position</u>						
Net investment in						
capital assets	32,993,452	33,127,561	7,437,249	5,584,900	40,430,701	38,712,461
Restricted	14,544,767	11,594,790	-	-	14,544,767	11,594,790
Unrestricted	3,744,821	3,132,202	11,108,979	10,735,901	14,853,800	13,868,103
Total Net Position	\$ 51,283,040	\$ 47,854,553	\$ 18,546,228	\$ 16,320,801	\$ 69,829,268	\$ 64,175,354

CITY OF PATASKALA, OHIO

MANAGEMENT'S DISCUSSION AND ANALYSIS FOR THE YEAR ENDED DECEMBER 31, 2022

The net pension liability/asset is reported pursuant to Governmental Accounting Standards Board (GASB) Statement 68, "Accounting and Financial Reporting for Pensions—an Amendment of GASB Statement 27." The net other postemployment benefits (OPEB) liability is reported pursuant to GASB Statement 75, "Accounting and Financial Reporting for Postemployment Benefits Other Than Pensions." For reasons discussed below, many end users of this financial statement will gain a clearer understanding of the City's actual financial condition by adding deferred inflows related to pension and OPEB, the net pension liability, and the net OPEB liability to the reported net position and subtracting deferred outflows related to pension and OPEB and the net pension asset.

Governmental Accounting Standards Board standards are national and apply to all government financial reports prepared in accordance with generally accepted accounting principles. Prior accounting for pensions (GASB 27) and postemployment benefits (GASB 45) focused on a funding approach. This approach limited pension and OPEB costs to contributions annually required by law, which may or may not be sufficient to fully fund each plan's net pension liability/asset or net OPEB liability. GASB 68 and GASB 75 take an earnings approach to pension and OPEB accounting; however, the nature of Ohio's statewide pension/OPEB plans and state law governing those systems requires additional explanation in order to properly understand the information presented in these statements.

GASB 68 and GASB 75 require the net pension liability/asset and the net OPEB liability to equal the City's proportionate share of each plan's collective:

1. Present value of estimated future pension/OPEB benefits attributable to active and inactive employees' past service.
2. Minus plan assets available to pay these benefits.

GASB notes that pension and OPEB obligations, whether funded or unfunded, are part of the "employment exchange" – that is, the employee is trading his or her labor in exchange for wages, benefits, and the promise of a future pension and other postemployment benefits. GASB noted that the unfunded portion of this promise is a present obligation of the government, part of a bargained-for benefit to the employee, and should accordingly be reported by the government as a liability since they received the benefit of the exchange. However, the City is not responsible for certain key factors affecting the balance of these liabilities. In Ohio, the employee shares the obligation of funding pension benefits with the employer. Both employer and employee contribution rates are capped by State statute. A change in these caps requires action of both Houses of the General Assembly and approval of the Governor. Benefit provisions are also determined by State statute. The Ohio Revised Code permits, but does not require, the retirement systems to provide healthcare to eligible benefit recipients. The retirement systems may allocate a portion of the employer contributions to provide for these OPEB benefits.

The employee enters the employment exchange with the knowledge that the employer's promise is limited not by contract but by law. The employer enters the exchange also knowing that there is a specific, legal limit to its contribution to the retirement system. In Ohio, there is no legal means to enforce the unfunded liability of the pension/OPEB plan *as against the public employer*. State law operates to mitigate/lessen the moral obligation of the public employer to the employee, because all parties enter the employment exchange with notice as to the law. The retirement system is responsible for the administration of the pension and OPEB plans.

Most long-term liabilities have set repayment schedules or, in the case of compensated absences (i.e. sick and vacation leave), are satisfied through paid time-off or termination payments. There is no repayment schedule for the net pension liability or the net OPEB liability. As explained above, changes in benefits, contribution rates, and return on investments affect the balance of these liabilities but are outside the control of the local government. In the event that contributions, investment returns, and other changes are insufficient to keep up with required payments, State statute does not assign/identify the responsible party for the unfunded portion. Due to the unique nature of how the net pension liability and the net OPEB liability are satisfied, these liabilities are separately identified within the long-term liability section of the statement of net position.

In accordance with GASB 68 and GASB 75, the City's statements prepared on an accrual basis of accounting include an annual pension expense and an annual OPEB expense for their proportionate share of each plan's *change* in net pension liability/asset and net OPEB liability, respectively, not accounted for as deferred inflows/outflows.

CITY OF PATASKALA, OHIO

**MANAGEMENT'S DISCUSSION AND ANALYSIS
FOR THE YEAR ENDED DECEMBER 31, 2022**

Over time, net position can serve as a useful indicator of a government's financial position. At December 31, 2022, the City's assets plus deferred outflows of resources exceeded liabilities plus deferred inflows of resources by \$69,829,268. At year end, net positions were \$51,283,040 and \$18,546,228 for the governmental activities and the business-type activities, respectively.

The net pension liability decreased \$1,027,523 or 19.10% and deferred inflows of resources related to pension increased \$1,244,262 or 106.08%. These changes were the result of changes at the pension system level for Ohio Public Employees Retirement System (OPERS) and Ohio Police and Fire (OP&F). Net investment income on investments at both pension systems exceeded estimates for the 2021 measurement that are used for the 2022 reporting which caused a large increase in their respective fiduciary net positions.

Capital assets reported on the government-wide statements represent the largest portion of the City's net position. At year-end, capital assets represented 60.99% of total assets. Capital assets include land, construction in progress, land improvements, buildings and improvements, equipment, vehicles and infrastructure. Net investment in capital assets at December 31, 2022, were \$32,993,452 and \$7,437,249 in the governmental activities and business-type activities, respectively. These capital assets are used to provide services to citizens and are not available for future spending. Although the City's investment in capital assets is reported net of related debt, it should be noted that the resources to repay the debt must be provided from other sources, since capital assets may not be used to liquidate these liabilities.

A portion of the City's net position, \$14,544,767, represents resources that are subject to external restriction on how they may be used. In the governmental activities, the remaining balance of unrestricted net position is \$3,744,821.

THIS SPACE INTENTIONALLY LEFT BLANK

CITY OF PATASKALA, OHIO

**MANAGEMENT'S DISCUSSION AND ANALYSIS
FOR THE YEAR ENDED DECEMBER 31, 2022**

The following table shows the changes in net position for 2022 and 2021.

	Governmental Activities		Change in Net Position Business-Type Activities		Total	
	<u>2022</u>	<u>2021</u>	<u>2022</u>	<u>2021</u>	<u>2022</u>	<u>2021</u>
Revenues						
<u>Program revenues:</u>						
Charges for services and sales	\$ 794,180	\$ 773,879	\$ 4,984,020	\$ 4,876,456	\$ 5,778,200	\$ 5,650,335
Operating grants and contributions	1,345,021	1,411,305	-	-	1,345,021	1,411,305
Capital grants and contributions	1,412,117	3,874,341	694,336	847,989	2,106,453	4,722,330
<u>General revenues:</u>						
Property taxes	1,363,002	1,329,165	-	-	1,363,002	1,329,165
Permissive taxes	300,835	305,497	-	-	300,835	305,497
Income taxes	8,072,940	6,793,034	-	-	8,072,940	6,793,034
Payments in lieu of taxes	249,175	247,729	-	-	249,175	247,729
Unrestricted grants	386,761	405,685	-	-	386,761	405,685
Interest	(51,138)	(11,614)	(195,196)	(68,806)	(246,334)	(80,420)
Other	22,114	129,540	30,484	2,158	52,598	131,698
Total Revenues	<u>13,895,007</u>	<u>15,258,561</u>	<u>5,513,644</u>	<u>5,657,797</u>	<u>19,408,651</u>	<u>20,916,358</u>
Expenses:						
General government	1,729,596	2,036,758	-	-	1,729,596	2,036,758
Security of persons and property	3,177,481	2,766,186	-	-	3,177,481	2,766,186
Transportation	4,523,039	3,038,305	-	-	4,523,039	3,038,305
Community environment	276,821	67,332	-	-	276,821	67,332
Leisure time activity	507,563	307,058	-	-	507,563	307,058
Interest and fiscal charges	252,020	266,232	-	-	252,020	266,232
Water	-	-	1,711,670	1,618,374	1,711,670	1,618,374
Sewer	-	-	1,576,547	1,220,551	1,576,547	1,220,551
Total Expenses	<u>10,466,520</u>	<u>8,481,871</u>	<u>3,288,217</u>	<u>2,838,925</u>	<u>13,754,737</u>	<u>11,320,796</u>
Change in Net Position	3,428,487	6,776,690	2,225,427	2,818,872	5,653,914	9,595,562
Net position at beginning of year	<u>47,854,553</u>	<u>41,077,863</u>	<u>16,320,801</u>	<u>13,501,929</u>	<u>64,175,354</u>	<u>54,579,792</u>
Net Position at End of Year	<u>\$ 51,283,040</u>	<u>\$ 47,854,553</u>	<u>\$ 18,546,228</u>	<u>\$ 16,320,801</u>	<u>\$ 69,829,268</u>	<u>\$ 64,175,354</u>

Governmental Activities

Governmental activities net position increased \$3,428,487 in 2022.

CITY OF PATASKALA, OHIO

**MANAGEMENT’S DISCUSSION AND ANALYSIS
FOR THE YEAR ENDED DECEMBER 31, 2022**

Security of persons and property, which primarily supports the operations of the Police department, had expenses of \$3,177,481 which accounted for 30.36% of the governmental expenses of the City. These expenses were partially funded by \$200,772 in direct charges to users of the services and \$19,611 in operating grants and contributions. Transportation, which primarily supports street construction and maintenance projects, had expenses of \$4,523,039 which accounted for 43.21% of the governmental expenses of the City. These expenses were funded by \$382 in direct charges to users of the services and \$1,056,941 in operating grants and contributions, \$1,412,117 in capital grants and contributions. The increase in transportation expenses was the result of increased spending in the Street fund and an increase in depreciation expense related to infrastructure projects. General government expenses totaled \$1,729,596 which was partially funded by \$316,317 in direct charges to users of the services and \$268,469 in operating grants and contributions.

The State and Federal government contributed to the City a total of \$1,345,021 in operating grants and contributions. These revenues are restricted to a particular program or purpose.

General revenues totaled \$10,343,689 and amounted to 74.44% of total governmental revenues. These revenues primarily consist of property tax revenue, permissive tax revenue and income tax revenue making up \$9,736,777 which is 94.13% of general revenues or 70.07% of all revenues. Income tax revenue increased due to better than expected tax collections throughout the City. The decrease in program revenues was the result of a decrease in capital grants and contributions of \$2,462,224. This decrease was due to less capital contributions received in 2022 from developers for infrastructure built in the City. The decrease in operating grants and contributions year over year was due to the City receiving Coronavirus Aid, Relief, and Economic Security (CARES) Act money in 2021, but not receiving any money in 2022. The negative interest for the City was due to a decrease in fair value of investments.

The statement of activities shows the cost of program services and the charges for services and grants offsetting those services. The following table shows, for governmental activities, the total cost of services and the net cost of services. That is, it identifies the cost of these services supported by tax revenue and unrestricted State grants and entitlements. As can be seen in the table below, the City is highly dependent upon property taxes as well as unrestricted grants and entitlements to support its governmental activities.

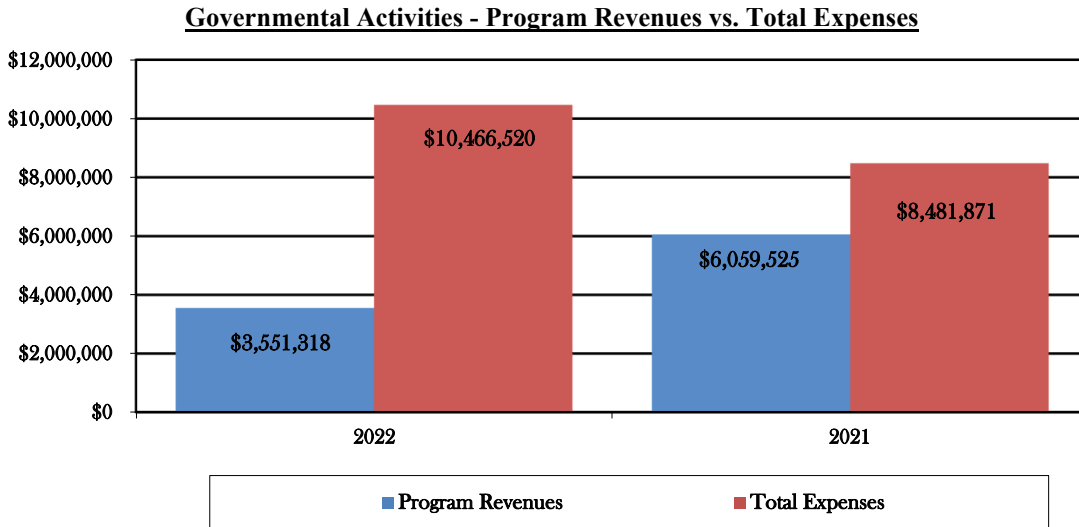
	Governmental Activities			
	Total Cost of Services	Net Cost of Services	Total Cost of Services	Net Cost of Services
	2022	2022	2021	2021
<u>Program expenses:</u>				
General government	\$ 1,729,596	\$ 1,144,810	\$ 2,036,758	\$ 1,391,731
Security of persons and property	3,177,481	2,957,098	2,766,186	2,671,790
Transportation	4,523,039	2,053,599	3,038,305	(1,970,251)
Community environment	276,821	234,297	67,332	5,175
Leisure time activity	507,563	273,378	307,058	57,669
Interest and fiscal charges	252,020	252,020	266,232	266,232
	\$ 10,466,520	\$ 6,915,202	\$ 8,481,871	\$ 2,422,346

The dependence upon general revenues for governmental activities is apparent, with 66.07% in 2022 supported through taxes and other general revenues.

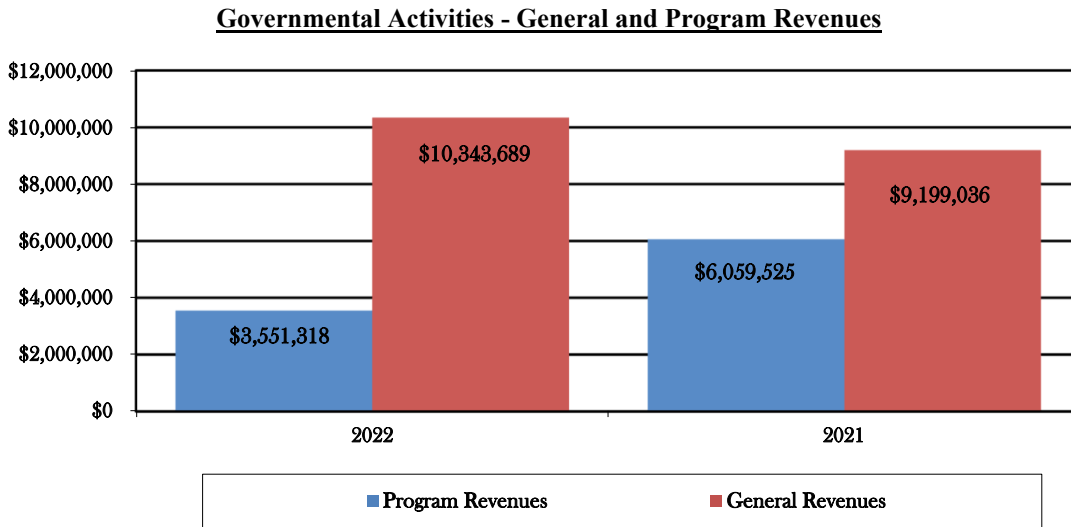
CITY OF PATASKALA, OHIO

**MANAGEMENT’S DISCUSSION AND ANALYSIS
FOR THE YEAR ENDED DECEMBER 31, 2022**

The following graph illustrates governmental-activities program revenues and total expenses for years 2022 and 2021.



The graph below shows governmental-activities general and program revenues for years 2022 and 2021.



Business-Type Activities

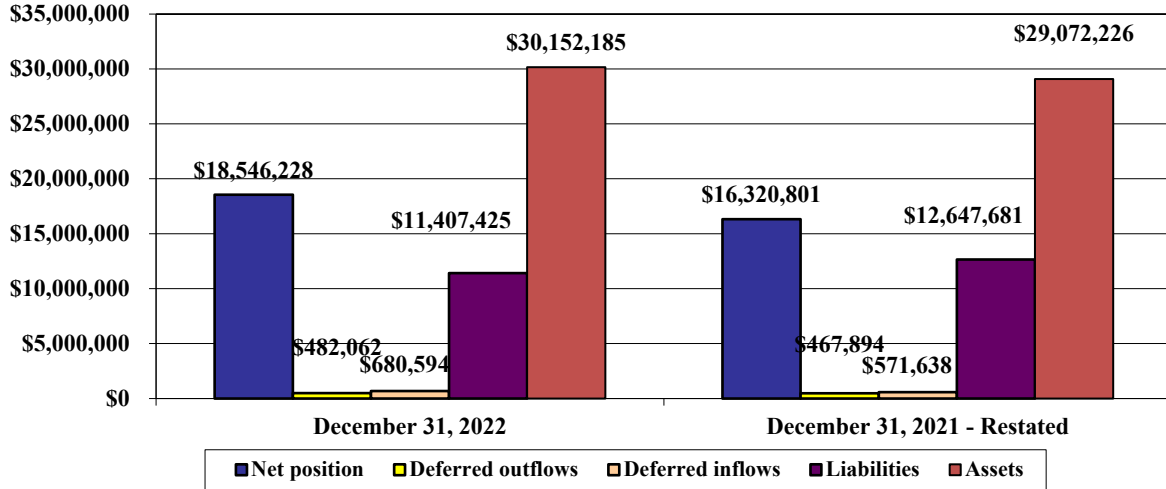
Business-type activities include the water and sewer enterprise funds. These programs had program revenues of \$5,678,356, general revenues of (\$164,712), and expenses of \$3,288,217 for 2022.

CITY OF PATASKALA, OHIO

**MANAGEMENT’S DISCUSSION AND ANALYSIS
FOR THE YEAR ENDED DECEMBER 31, 2022**

The following graph illustrates the business-type activities assets, deferred outflows, liabilities, deferred inflows and net position at December 31, 2022 and 2021. The net position at December 31, 2021 has been restated.

Net Position in Business - Type Activities



The City's total assets for business-type activities increased due primarily to higher equity in pooled cash balances due primarily to water and sewer rate increases.

Financial Analysis of the Government’s Funds

As noted earlier, the City uses fund accounting to ensure and demonstrate compliance with finance-related legal requirements.

Governmental Funds

The focus of the City’s governmental funds is to provide information on near-term inflows, outflows, and balances of spendable resources. Such information is useful in assessing the City’s financing requirements. In particular, unassigned fund balance may serve as a useful measure of the City’s net resources available for spending at year end.

The City’s governmental funds reported a combined fund balance of \$19,336,429 which is \$1,937,225 higher than last year’s total of \$17,399,204.

The following schedule indicates the fund balances and the total change in fund balances as of December 31, 2022 and 2021 for all major and nonmajor governmental funds.

	Fund Balances 12/31/2022	Fund Balances 12/31/2021	Change
Major funds:			
General	\$ 3,793,893	\$ 3,206,973	\$ 586,920
Street	6,181,161	4,309,293	1,871,868
Police	4,471,911	4,499,535	(27,624)
Other nonmajor governmental funds	4,889,464	5,383,403	(493,939)
Total	\$ 19,336,429	\$ 17,399,204	\$ 1,937,225

CITY OF PATASKALA, OHIO

**MANAGEMENT’S DISCUSSION AND ANALYSIS
FOR THE YEAR ENDED DECEMBER 31, 2022**

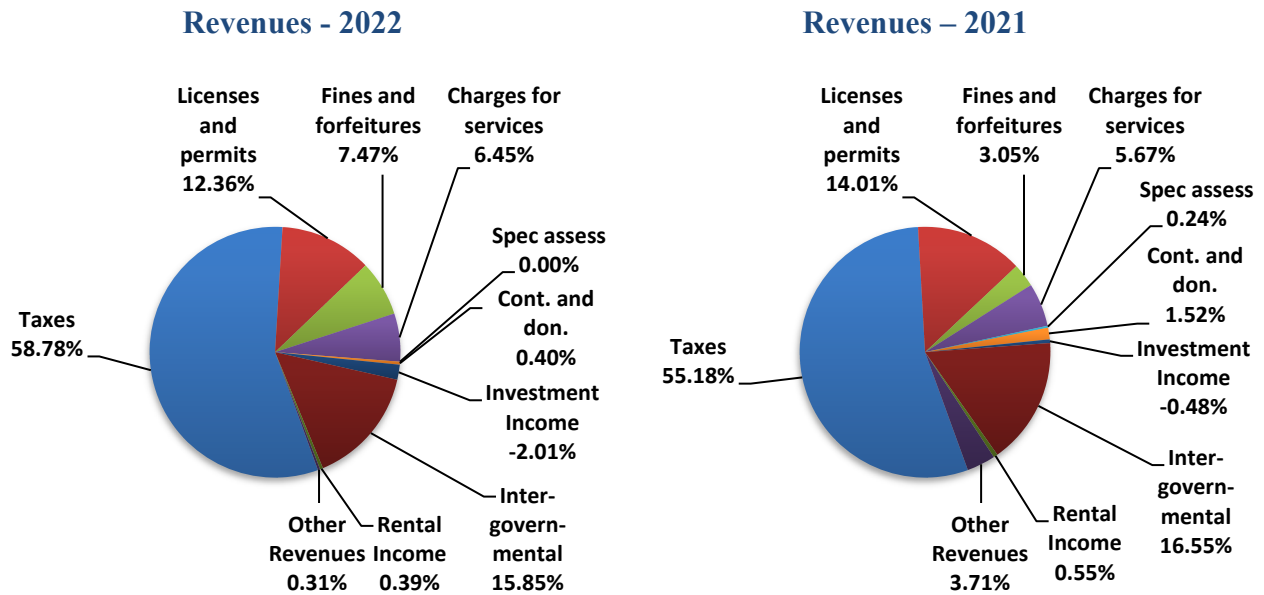
General Fund

The table that follows assists in illustrating the revenues of the general fund.

	<u>2022</u> <u>Amount</u>	<u>2021</u> <u>Amount</u>	<u>Percentage</u> <u>Change</u>
Revenues			
Taxes	\$ 1,392,302	\$ 1,329,840	4.70%
Charges for services	152,850	136,704	11.81%
Licenses and permits	292,679	337,541	(13.29%)
Fines and forfeitures	176,989	73,540	140.67%
Intergovernmental	375,360	398,743	(5.86%)
Special assessments	30	5,855	(99.49%)
Investment income	(47,719)	(11,495)	(315.13%)
Rental income	9,291	13,185	(29.53%)
Contributions and donations	9,521	36,602	(73.99%)
Other	7,265	89,319	(91.87%)
Total Revenues	<u>\$ 2,368,568</u>	<u>\$ 2,409,834</u>	<u>(1.71%)</u>

Revenues of the general fund decreased \$41,266, or 1.71%. Tax revenue represents 58.78% of all general fund revenue. Taxes increased by \$62,462 due to a re-evaluation of property taxes in Licking County and new residential construction being added to the tax base. The increase in charges for services is the result of a increase in the recreation fees charged to City residents. The decrease in other is due to less in miscellaneous receipts received in the year. Earnings on investments decreased due to a decrease in fair value of the City’s portfolio due to rising interest rates in the market.

The following graphs illustrate the breakdown of the general fund’s revenues for December 31, 2022 and 2021:



CITY OF PATASKALA, OHIO

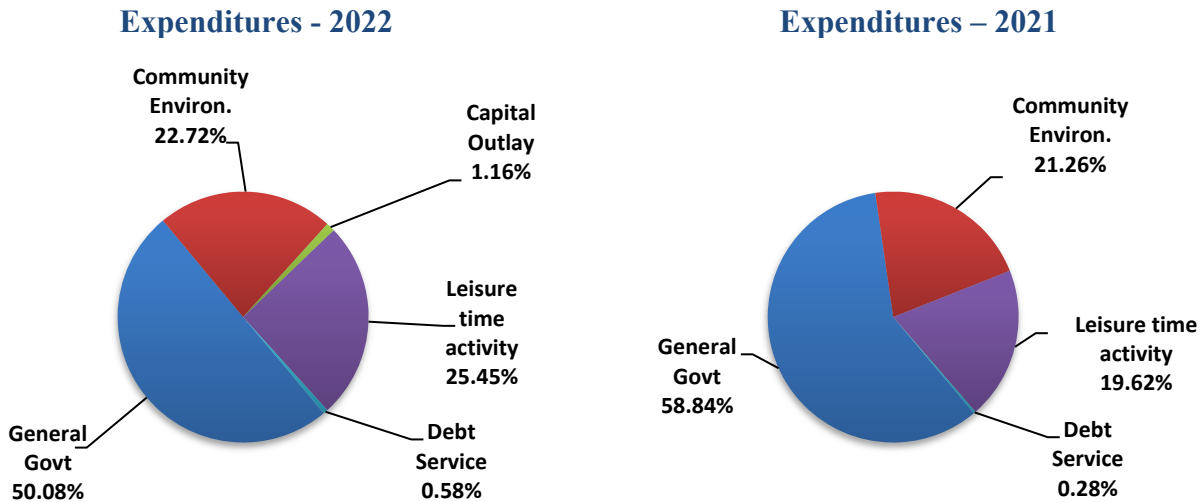
**MANAGEMENT’S DISCUSSION AND ANALYSIS
FOR THE YEAR ENDED DECEMBER 31, 2022**

The table that follows assists in illustrating the expenditures of the general fund.

<u>Expenditures</u>	<u>2022 Amount</u>	<u>2021 Amount</u>	<u>Percentage Change</u>
General government	\$ 902,739	\$ 956,052	(5.58%)
Community environment	409,598	345,490	18.56%
Leisure time activity	458,855	318,755	43.95%
Capital outlay	20,968	-	100.00%
Debt service	10,456	4,541	130.26%
Total Expenditures	\$ 1,802,616	\$ 1,624,838	10.94%

Expenditures of the general fund increased \$177,778 or 10.94%. The increase in general government was a result of increased spending in the Court & Legal and Parks, Lands & Municipal Facilities departments. The increase in leisure time activity was due to increased costs associated with the recreation department.

The graphs below show the general fund’s expenditures for December 31, 2022 and 2021:



Street Fund

The Street fund had revenues and other financing sources of \$4,802,837 in 2022, which is an increase of \$977,175 from 2021 revenues and other financing sources. This increase was primarily the result of the increase in income tax revenues due to a reallocation by the City. The expenditures in the Street fund totaled \$2,930,969 in 2022, which decreased \$33,651 from 2021. Expenditures and other financing sources decreased primarily due to a decrease in salaries & related, contractual services and capital outlay compared to 2021.

CITY OF PATASKALA, OHIO

**MANAGEMENT'S DISCUSSION AND ANALYSIS
FOR THE YEAR ENDED DECEMBER 31, 2022**

Police Fund

The Police fund had revenues of \$3,614,942 in 2022, which is a decrease of \$207,634 from 2021 revenues. This decrease was primarily the result of the decrease in income tax revenues due to a reallocation by the City. The expenditures and other financing uses in the Police fund totaled \$3,642,566 in 2022, which increased \$659,670 from 2021. This increase is due primarily to an increase of spending in the Police department. The net decrease in fund balance was \$27,624 or 0.61%.

Budgeting Highlights

The City's budgeting process is prescribed by the Ohio Revised Code (ORC). Essentially, the budget is the City's appropriations which are restricted by the amounts of anticipated revenues certified by the Budget Commission in accordance with the ORC. Therefore, the City's plans or desires cannot be totally reflected in the original budget. If budgeted revenues are adjusted due to actual activity, then the appropriations can be adjusted accordingly.

In the general fund, actual revenues came in \$21,907 higher than projected in the final budget. Actual expenditures and other financing uses were \$652,553 less than the amount in the approved final budget. These variances are the result of the City's conservative budgeting. The City continues to monitor the budget which further exemplifies the difference between total expenditures available to spend and actual expenditures which is evidenced by the \$652,553 positive variance.

Proprietary Funds

The City's proprietary funds provide the same type of information found in the government-wide financial statements for business-type activities, except in more detail. The only difference between the amounts reported as business-type activities and the amounts reported in the proprietary fund statements are interfund eliminations between proprietary funds and internal balances due to governmental activities for internal service activities. The only interfund activity reported in the government wide statements are those between business-type activities and governmental activities (reported as internal balances and transfers) whereas interfund amounts between various enterprise funds are reported in the proprietary fund statements. The City has no internal service funds and there was no internal balance outstanding at year end between the governmental and business-type activities.

Capital Assets and Debt Administration

Capital Assets

At the end of 2022, the City had \$59,869,820, net of accumulated depreciation, invested in land, construction in progress, land improvements, buildings and improvements, equipment, vehicles, infrastructure, and intangible right to use assets. Of this total, \$42,643,700 was reported in governmental activities and \$17,226,120 was reported in business-type activities.

CITY OF PATASKALA, OHIO

**MANAGEMENT’S DISCUSSION AND ANALYSIS
FOR THE YEAR ENDED DECEMBER 31, 2022**

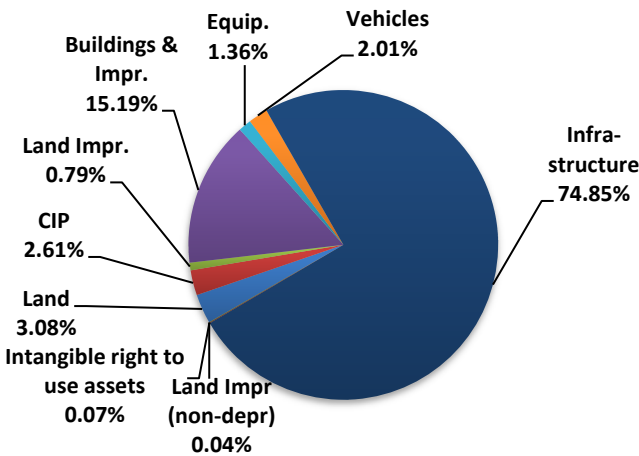
The following table shows December 31, 2022 balances compared to December 31, 2021. The capital assets at December 31, 2021 have been restated as described in Note 3.

**Capital Assets at December 31
(Net of Depreciation/Amortization)**

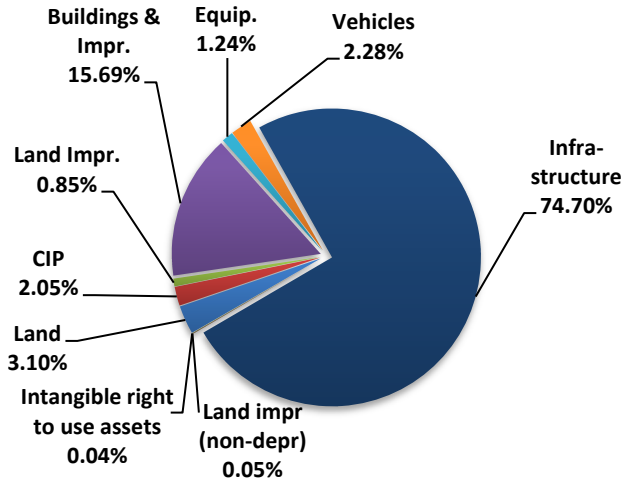
	<u>Governmental Activities</u>		<u>Business-Type Activities</u>		<u>Total</u>	
	Restated		Restated		Restated	
	<u>2022</u>	<u>2021</u>	<u>2022</u>	<u>2021</u>	<u>2022</u>	<u>2021</u>
Land	\$ 1,315,414	\$ 1,315,414	\$ 654,893	\$ 654,893	\$ 1,970,307	\$ 1,970,307
Land improvements (non depr.)	17,077	17,077	-	-	17,077	17,077
Construction-in-progress	1,114,466	870,796	2,394,644	1,370,456	3,509,110	2,241,252
Land improvements	338,040	362,109	6,881,667	7,046,955	7,219,707	7,409,064
Buildings and improvements	6,478,462	6,665,205	544,368	601,746	7,022,830	7,266,951
Equipment	581,186	527,420	92,435	74,420	673,621	601,840
Vehicles	858,438	968,429	128,312	98,370	986,750	1,066,799
Infrastructure	31,910,449	31,744,839	6,527,931	6,376,679	38,438,380	38,121,518
Intangible right to use assets	30,168	17,097	1,870	4,114	32,038	21,211
Totals	\$ 42,643,700	\$ 42,488,386	\$ 17,226,120	\$ 16,227,633	\$ 59,869,820	\$ 58,716,019

The following graphs show the breakdown of governmental capital assets by category for 2022 and 2021.

**Capital Assets - Governmental
December 31, 2022**



**Capital Assets - Governmental
December 31, 2021 - Restated**



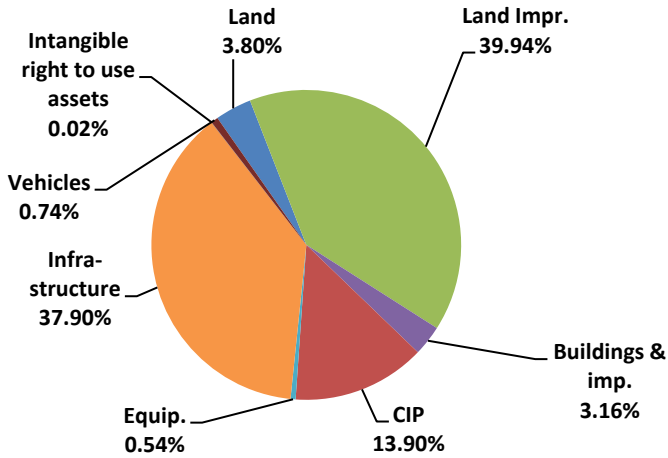
The City’s largest capital asset category is infrastructure which includes roads, bridges, culverts, sidewalks and curbs. These items are immovable and of value only to the City, however, the annual cost of purchasing these items is quite significant.

CITY OF PATASKALA, OHIO

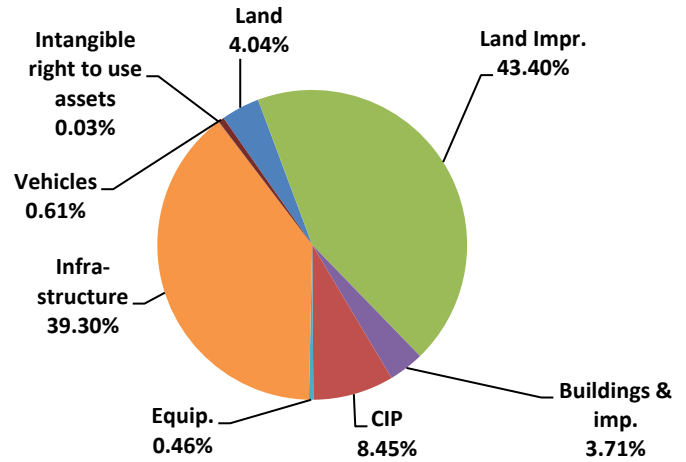
**MANAGEMENT’S DISCUSSION AND ANALYSIS
FOR THE YEAR ENDED DECEMBER 31, 2022**

The following graphs show the breakdown of business-type capital assets by category for 2022 and 2021.

**Capital Assets - Business-Type Activities
December 31, 2022**



**Capital Assets - Business-Type Activities
December 31, 2021 - Restated**



The City’s largest business-type capital asset category was land improvements. The net book value of the City’s land improvements (cost less accumulated depreciation/amortization) represents approximately 39.95% of the City’s total business-type capital assets.

See Note 10 to the basic financial statements for detail on the City’s capital assets.

THIS SPACE INTENTIONALLY LEFT BLANK

CITY OF PATASKALA, OHIO

**MANAGEMENT’S DISCUSSION AND ANALYSIS
FOR THE YEAR ENDED DECEMBER 31, 2022**

Debt Administration

The outstanding debt at December 31, 2021 has been restated as described in Note 3. The City had the following long-term obligations outstanding at December 31, 2022 and 2021:

	Governmental Activities	
	2022	Restated 2021
Bonds	\$ 7,925,000	\$ 8,500,000
Loans payable	16,785	139,285
Notes payable - finance purchase	358,671	338,077
Leases payable	31,121	17,097
OPWC loans	157,260	172,228
Total Long-Term Obligations	\$ 8,488,837	\$ 9,166,687
	Business-type Activities	
	2022	Restated 2021
General obligation bonds	\$ 6,100,000	\$ 6,445,000
OWDA Loans	3,581,844	3,989,792
Leases payable	1,950	4,114
Loans payable	-	100,000
Total Long-Term Obligations	\$ 9,683,794	\$ 10,538,906

See Note 13 to the basic financial statements for detail on the City’s debt administration.

Economic Conditions and Outlook

In May 2010, the City of Pataskala passed a 1.0% tax on earned income and business net profits, with no credit given for taxes withheld and paid to neighboring communities. Initially, the revenue generated by the tax was allocated to the Police Fund (75%) and to Public Service/Street Fund (25%). City Council and management were cognizant of the fact that higher than expected income tax collections would provide for greater scrutiny regarding the use of taxpayer dollars, and therefore changed the allocation of income taxes to provide greater resources for the implementation of the City’s streets program which provided for improvements to the City’s road and related infrastructure. The allocation percentages have changed every year since that time. During the 2022 budget development process, Council revised the allocation for 2022 to provide additional funding for Police and Public Service. For 2022, the allocation was as follows: 45.00% - Police; 44.10% - Street; 1.50% - Capital Improvements fund; and 9.40% - Debt Service fund. This income tax allocation provided the framework for the City to address its infrastructure needs and public safety, while providing sufficient funds for operations and accounting for debt service obligations.

CITY OF PATASKALA, OHIO

MANAGEMENT'S DISCUSSION AND ANALYSIS FOR THE YEAR ENDED DECEMBER 31, 2022

The aforementioned streets program is a management tool which is used to identify the current condition of the City's road infrastructure and the estimated improvement costs. Prior to 2011, the City lacked sufficient funding to adequately maintain its roads and infrastructure. As a result, many of its streets and related infrastructure fell into disrepair, requiring significant investment to return them to a satisfactory level. The plan estimated \$34 million in needed repairs over a 10-year period. Ordinance 2012-4064 authorized the City to proceed with implementing the necessary road repairs in 2012 and 2013 addressing critical roads within the City at an estimated cost of \$3.2 million, which would be financed by the issuance of \$2.25 million in bond anticipation notes, income taxes allocated to the capital improvements fund, and permissive license tax funds. In November 2014, the city refunded all of its existing BANs into long-term bonds. Included in this transaction was the issuance of \$2.0 million in new debt to fund the local match on two major road infrastructure projects – the Main Street/State Route 310 improvements project and the Mink Street improvements project. During 2015 and 2016, the city spent a total of \$6.0 million on road and related infrastructure improvements. Future street programs, however, have become more modest now that much of the repair backlog has been cleared.

Based upon the year-end 2022 fund balances, estimates of 2023 collections and funding/debt service requirements, the allocation was amended by Council once again. For 2023, the allocation is as follows: 46.30% - Police; 47.10% - Street; 1.50% - Capital Improvements fund; and 5.10% - Debt Service fund. It is anticipated that Council will continue to modify the allocation on an annual basis, as funding requirements and the operating environment change. Management continues to closely monitor the income tax revenue projections, and maintains conservative budgeting practices, even though collections have significantly exceeded those estimates. The current 2023 budget estimates that income tax collections (cash-basis) will be approximately \$8.0 million.

Pataskala has also begun to address the infrastructure associated with the City's water and sewer utility operations. This evaluation identified several areas in need of significant improvement and repair. In conjunction with the finalization of the \$4.2 million Wastewater Treatment Plant upgrade and OAKS Sanitary Sewer Special Assessment project, the City issued bond anticipation notes during 2012 totaling \$1.58 million for water system improvements and \$1.43 million sewer system improvements. The City's utility funds do not receive income tax receipts or other funding from the general or other governmental funds and are self-supporting through user charges. In 2012, the City implemented a new utility rate structure to address operations, needed capital improvements, and provide necessary funds to pay debt service-related charges. In 2020, City Administration and City Council completed the process of identifying changes to the utility customer rate schedules to enhance the long-term sustainability of the Utility funds to ensure that adequate funding for debt service and operations is ensured. Rate increases have been approved through 2024.

In 2016, the City attracted the first development to the Pataskala Corporate Park. Subsequently, an American Electric Power (AEP) regional distribution center was completed in 2018. This distribution facility is co-located with a full electric service sub-station on 10 acres in the Pataskala Corporate Park. This sub-station provides a ready electric capacity in the park, increasing the attractiveness of the property. In 2021 Pataskala saw its first company locate to the Corporate Park. Utilizing the 2020 compensation agreement between the City and the two School Districts surrounding the park, Myer-Shank Racing received an abatement and broke ground on September 30, 2021. A most welcome addition, the Myer-Shank building is a valued addition to the City.

In 2008, the City, Licking County, City of Newark, and Harrison Township and property owners/Development Corporation (Red Chip Farms, Inc.) agreed to a partnership agreement setting the stage for development of the JRS Roadway, and establishment of a Joint Economic Development District (JEDD) overlaying the Pataskala Corporate Park. The strategy for the partnership and job creation is a multifaceted approach combining four key economic development tools consisting of: (1) the creation of the JEDD; (2) utilization of grant funding from the Department of Development's (ODOD) JRS program; (3) utilization of Community Reinvestment Area (CRA) property tax exemptions; and (4) utilization of an existing Tax Increment Financing (TIF) area, in order to attract hundreds of jobs and millions of dollars in new investment.

CITY OF PATASKALA, OHIO

**MANAGEMENT’S DISCUSSION AND ANALYSIS
FOR THE YEAR ENDED DECEMBER 31, 2022**

In 2022 Pataskala continued to see development in the corporate park. Invenergy purchased the first million square foot building built by Red Rock. A leader in alternative energy, they will use the facility to assemble solar panels. With an estimated 850 jobs at full build out it will be one of the largest solar assembly plants in the United States. TPA started their construction on a million-foot cross dock facility and successfully added that property to the Corporate Park JEDD. Red Rock also received an abatement to build two more buildings in the corporate park. Geiss LLC, a leader in central Ohio fiber optics opened their headquarters in 2022 as well.

Pataskala continued to experience new businesses opening throughout the city. The additions of new restaurants and miscellaneous retail show that we continue to experience local business growth. The old village downtown experienced the opening of a new restaurant and a tap room. A new Dairy Queen and a Tractor Supply Store opened in 2022 as well. 2022 also saw continued construction of homes in Pataskala. Completion of phases at Broadmoore Commons; Legacy Estates; The Settlement; and Heron Manor all took place in 2022. Plans for two new developments, Forrest Ridge and Southgate were completed in 2022 and are scheduled to begin building in 2023. Together these represent over 400 new homes. With the announcement of the new Intel plant just 7 miles from our northern border, inquiries about new businesses and housing projects have increased significantly. No doubt this will continue through 2023 as the region experiences unprecedented growth.

Contacting the City’s Financial Management

This financial report is designed to provide our citizens, taxpayers, investors and creditors with a general overview of the City’s finances, and to show the City’s accountability for the money it receives. If you have questions about this report or need additional financial information contact: Mr. James M. Nicholson, Finance Director, City of Pataskala, 621 W. Broad Street, Suite 1D, Pataskala, Ohio 43062 or email jnicholson@ci.pataskala.oh.us.

CITY OF PATASKALA, OHIO

STATEMENT OF NET POSITION
DECEMBER 31, 2022

	Governmental Activities	Business-type Activities	Total
Assets:			
Equity in pooled cash and investments	\$ 20,071,411	\$ 11,452,679	\$ 31,524,090
<u>Receivables:</u>			
Income taxes	3,257,601	-	3,257,601
Real and other taxes	1,330,392	-	1,330,392
Accounts	108,069	781,562	889,631
Special assessments	1,283	289,870	291,153
Accrued interest	18,972	10,137	29,109
Payment in lieu of taxes	122,696	-	122,696
Due from other governments	818,794	400	819,194
Leases	489,208	-	489,208
Materials and supplies inventory	106,668	143,179	249,847
Prepayments	129,336	36,893	166,229
Net pension asset	95,359	58,849	154,208
Net OPEB asset	247,104	152,496	399,600
<u>Restricted assets:</u>			
Cash with fiscal and escrow agents	473,587	-	473,587
<u>Capital assets:</u>			
Non-depreciable capital assets	2,446,957	3,049,537	5,496,494
Depreciable capital assets, net	40,196,743	14,176,583	54,373,326
Total capital assets, net	42,643,700	17,226,120	59,869,820
Total Assets	69,914,180	30,152,185	100,066,365
Deferred Outflows of Resources:			
Unamortized deferred charges on debt refunding	-	228,712	228,712
Pension	1,596,732	243,654	1,840,386
OPEB	348,595	9,696	358,291
Total Deferred Outflows of Resources	1,945,327	482,062	2,427,389
Liabilities:			
Accounts payable	210,943	65,184	276,127
Contracts payable	996,283	6,160	1,002,443
Retainage payable	17,902	7,274	25,176
Accrued wages and benefits payable	64,657	15,620	80,277
Due to other governments	12,288	1,580	13,868
Accrued interest payable	30,853	8,732	39,585
Pension and postemployment benefits payable	96,550	18,472	115,022
Unearned revenue	1,538,870	809,743	2,348,613
<u>Long-term liabilities:</u>			
Due within one year	900,174	630,964	1,531,138
Due in more than one year:			
Net pension liability	3,940,260	413,173	4,353,433
Net OPEB liability	573,842	-	573,842
Other amounts due in more than one year	7,910,206	9,430,523	17,340,729
Total Liabilities	16,292,828	11,407,425	27,700,253
Deferred Inflows of Resources:			
Property taxes levied for the next fiscal year	1,297,367	-	1,297,367
Leases	480,912	-	480,912
PILOTs levied for the next fiscal year	122,696	-	122,696
Pension	1,895,716	521,502	2,417,218
OPEB	486,948	159,092	646,040
Total Deferred Inflows of Resources	4,283,639	680,594	4,964,233
Net Position:			
Net investment in capital assets	32,993,452	7,437,249	40,430,701
Restricted for:			
Debt service	447,171	-	447,171
Capital projects	2,751,548	-	2,751,548
Transportation projects	9,564,477	-	9,564,477
Community development	13,444	-	13,444
Police	1,766,623	-	1,766,623
Public health and welfare	1,504	-	1,504
Unrestricted	3,744,821	11,108,979	14,853,800
Total Net Position	\$ 51,283,040	\$ 18,546,228	\$ 69,829,268

SEE ACCOMPANYING NOTES TO THE BASIC FINANCIAL STATEMENTS

CITY OF PATASKALA, OHIO
STATEMENT OF ACTIVITIES
FOR THE YEAR ENDED DECEMBER 31, 2022

	<u>Expenses</u>	<u>Program Revenues</u>		
		<u>Charges for Services and Sales</u>	<u>Operating Grants and Contributions</u>	<u>Capital Grants and Contributions</u>
Governmental activities:				
General government	\$ 1,729,596	\$ 316,317	\$ 268,469	\$ -
Security of persons and property	3,177,481	200,772	19,611	-
Transportation	4,523,039	382	1,056,941	1,412,117
Community environment	276,821	42,524	-	-
Leisure time activity	507,563	234,185	-	-
Interest and fiscal charges	252,020	-	-	-
Total Governmental Activities	10,466,520	794,180	1,345,021	1,412,117
Business-type activities:				
Water	1,711,670	2,425,333	-	440,154
Sewer	1,576,547	2,558,687	-	254,182
Total Business-Type Activities	3,288,217	4,984,020	-	694,336
Total Primary Government	\$ 13,754,737	\$ 5,778,200	\$ 1,345,021	\$ 2,106,453

General revenues:

Property and other local taxes levied for:
 General purposes
 Permissive taxes for street maintenance
Income taxes levied for:
 Street fund
 Police fund
 Debt service fund
 Capital projects fund
Payments in lieu of taxes
Grants and entitlements not restricted to specific programs
Investment earnings - unrestricted
Miscellaneous

Total General Revenues

Change in Net Position

Net Position at Beginning of Year

Net Position at End of Year

SEE ACCOMPANYING NOTES TO THE BASIC FINANCIAL STATEMENTS

**Net (Expense) Revenue
and Changes in Net Position**

Governmental Activities	Business-type Activities	Total
\$ (1,144,810)	\$ -	\$ (1,144,810)
(2,957,098)	-	(2,957,098)
(2,053,599)	-	(2,053,599)
(234,297)	-	(234,297)
(273,378)	-	(273,378)
(252,020)	-	(252,020)
(6,915,202)	-	(6,915,202)
-	1,153,817	1,153,817
-	1,236,322	1,236,322
-	2,390,139	2,390,139
(6,915,202)	2,390,139	(4,525,063)
1,363,002	-	1,363,002
300,835	-	300,835
3,657,895	-	3,657,895
3,675,172	-	3,675,172
618,779	-	618,779
121,094	-	121,094
249,175	-	249,175
386,761	-	386,761
(51,138)	(195,196)	(246,334)
22,114	30,484	52,598
10,343,689	(164,712)	10,178,977
3,428,487	2,225,427	5,653,914
47,854,553	16,320,801	64,175,354
\$ 51,283,040	\$ 18,546,228	\$ 69,829,268


CITY OF PATASKALA, OHIO

BALANCE SHEET
GOVERNMENTAL FUNDS
DECEMBER 31, 2022

	<u>General</u>	<u>Street</u>	<u>Police</u>
Assets:			
Equity in pooled cash and investments	\$ 3,808,553	\$ 6,178,037	\$ 4,014,776
<u>Receivables:</u>			
Income taxes	-	1,534,330	1,508,269
Real and other taxes	1,306,163	-	-
Accounts	59,334	11,728	36,572
Special assessments	1,283	-	-
Accrued interest	5,523	5,557	3,575
Payment in lieu of taxes	-	-	-
Due from other governments	176,911	593,712	539
Leases	165,519	-	-
Materials and supplies inventory	4,343	102,325	-
Prepayments	19,387	56,635	52,872
<u>Restricted assets:</u>			
Cash with fiscal and escrow agents	-	-	-
Total Assets	<u>\$ 5,547,016</u>	<u>\$ 8,482,324</u>	<u>\$ 5,616,603</u>
Liabilities:			
Accounts payable	\$ 28,443	\$ 69,169	\$ 40,340
Contracts payable	-	807,403	-
Retainage payable	-	17,902	-
Accrued wages and benefits payable	10,043	12,081	42,533
Due to other governments	8,192	1,766	1,161
Unearned revenue	20,521	-	-
Pension and postemployment benefits payable	11,961	14,397	70,192
Total Liabilities	<u>79,160</u>	<u>922,718</u>	<u>154,226</u>
Deferred Inflows of Resources:			
Property taxes levied for the next fiscal year	1,297,367	-	-
Delinquent property tax revenue not available	8,796	-	-
Investment income not available	2,104	3,393	2,183
Special assessments revenue not available	1,283	-	-
Miscellaneous revenue not available	53,475	11,728	36,506
Income tax revenue not available	-	968,223	951,777
Intergovernmental revenue not available	149,517	395,101	-
Leases	161,421	-	-
PILOTs levied for the next fiscal year	-	-	-
Total Deferred Inflows of Resources	<u>1,673,963</u>	<u>1,378,445</u>	<u>990,466</u>
Fund Balances:			
Nonspendable	25,974	158,960	52,872
Restricted	-	6,022,201	4,419,039
Committed	-	-	-
Assigned	924,194	-	-
Unassigned	2,843,725	-	-
Total Fund Balances	<u>3,793,893</u>	<u>6,181,161</u>	<u>4,471,911</u>
Total Liabilities, Deferred Inflows of Resources and Fund Balances	<u>\$ 5,547,016</u>	<u>\$ 8,482,324</u>	<u>\$ 5,616,603</u>

SEE ACCOMPANYING NOTES TO THE BASIC FINANCIAL STATEMENTS

<u>Other Governmental Funds</u>	<u>Total Governmental Funds</u>
\$ 6,070,045	\$ 20,071,411
215,002	3,257,601
24,229	1,330,392
435	108,069
-	1,283
4,317	18,972
122,696	122,696
47,632	818,794
323,689	489,208
-	106,668
442	129,336
473,587	473,587
<u>\$ 7,282,074</u>	<u>\$ 26,928,017</u>
\$ 72,991	\$ 210,943
188,880	996,283
-	17,902
-	64,657
1,169	12,288
1,518,349	1,538,870
-	96,550
<u>1,781,389</u>	<u>2,937,493</u>
-	1,297,367
-	8,796
1,812	9,492
-	1,283
-	101,709
135,675	2,055,675
31,547	576,165
319,491	480,912
122,696	122,696
<u>611,221</u>	<u>4,654,095</u>
442	238,248
4,626,931	15,068,171
262,091	262,091
-	924,194
-	2,843,725
<u>4,889,464</u>	<u>19,336,429</u>
<u>\$ 7,282,074</u>	<u>\$ 26,928,017</u>



THIS PAGE IS INTENTIONALLY LEFT BLANK

CITY OF PATASKALA, OHIO

RECONCILIATION OF TOTAL GOVERNMENTAL FUND BALANCES TO
NET POSITION OF GOVERNMENTAL ACTIVITIES
DECEMBER 31, 2022

Total governmental fund balances	\$	19,336,429
<i>Amounts reported for governmental activities on the statement of net position are different because:</i>		
Capital assets used in governmental activities are not financial resources and therefore are not reported in the funds.		42,643,700
Other long-term assets are not available to pay for current-period expenditures and therefore are deferred inflows in the funds.		
Income taxes receivable	\$ 2,055,675	
Real and other taxes receivable	8,796	
Accounts receivable	101,709	
Special assessments receivable	1,283	
Accrued interest receivable	9,492	
Due from other governments	576,165	
Total		2,753,120
Accrued interest payable is not due and payable in the current period and therefore is not reported in the funds.		(30,853)
Unamortized premiums on bond issuances are not recognized in the funds.		(147,226)
The net pension asset and net pension liability are not available to pay for current period expenditures and are not due and payable in the current period, respectively; therefore, the asset, liability and related deferred inflows/outflows are not reported in governmental funds.		
Net pension asset	95,359	
Deferred outflows of resources	1,596,732	
Deferred inflows of resources	(1,895,716)	
Net pension liability	(3,940,260)	
Total		(4,143,885)
The net OPEB liability and net OPEB asset is not available to pay for current period expenditures and are not due and payable in the current period, respectively; therefore, the asset, liability and related deferred inflows/outflows are not reported in governmental funds.		
Net OPEB Asset	247,104	
Deferred outflows of resources	348,595	
Deferred inflows of resources	(486,948)	
Net OPEB liability	(573,842)	
Total		(465,091)
Long-term liabilities, including bonds payable, are not due and payable in the current period and therefore are not reported in the funds.		
Compensated absences	(174,317)	
General obligation bonds payable	(7,925,000)	
LGIF loans payable	(16,785)	
Leases payable	(31,121)	
Notes payable - finance purchase	(358,671)	
OPWC loans payable	(157,260)	
Total		(8,663,154)
Net Position of Governmental Activities	\$	<u>51,283,040</u>

SEE ACCOMPANYING NOTES TO THE BASIC FINANCIAL STATEMENTS

CITY OF PATASKALA, OHIO

STATEMENT OF REVENUES, EXPENDITURES AND CHANGES IN FUND BALANCES
GOVERNMENTAL FUNDS
FOR THE YEAR ENDED DECEMBER 31, 2022

	General	Street	Police
Revenues:			
Income taxes	\$ -	\$ 3,528,198	\$ 3,579,034
Real and other taxes	1,392,302	-	-
Charges for services	152,850	505	12,141
Licenses and permits	292,679	-	-
Fines and forfeitures	176,989	-	1,743
Intergovernmental	375,360	1,150,944	16,049
Special assessments	30	-	-
Investment income	(47,719)	(117,582)	(65,074)
Rental income	9,291	-	-
Contributions and donations	9,521	-	6,400
Payments in lieu of taxes	-	-	-
Other	7,265	53,050	64,649
Total Revenues	2,368,568	4,615,115	3,614,942
Expenditures:			
<u>Current:</u>			
General government	902,739	635,258	441,989
Security of persons and property	-	-	3,176,616
Transportation	-	1,951,224	-
Community environment	409,598	-	-
Leisure time activity	458,855	-	-
Capital outlay	20,968	168,575	-
<u>Debt service:</u>			
Principal retirement	7,995	164,637	1,440
Interest and fiscal charges	2,461	11,275	21
Total Expenditures	1,802,616	2,930,969	3,620,066
Excess (Deficiency) of Revenues Over (Under) Expenditures	565,952	1,684,146	(5,124)
Other Financing Sources (Uses):			
Leases payable transaction	20,968	-	-
Transfers in	-	-	-
Transfers (out)	-	-	(22,500)
Finance purchase transaction	-	187,722	-
Total Other Financing Sources (Uses)	20,968	187,722	(22,500)
Net Change in Fund Balances	586,920	1,871,868	(27,624)
Fund Balances at Beginning of Year	3,206,973	4,309,293	4,499,535
Fund Balances at End of Year	\$ 3,793,893	\$ 6,181,161	\$ 4,471,911

SEE ACCOMPANYING NOTES TO THE BASIC FINANCIAL STATEMENTS

Other Governmental Funds	Total Governmental Funds
\$ 811,453	\$ 7,918,685
300,835	1,693,137
68,975	234,471
-	292,679
18,742	197,474
238,991	1,781,344
-	30
(43,618)	(273,993)
62,668	71,959
-	15,921
249,175	249,175
55,409	180,373
1,762,630	12,361,255
42,867	2,022,853
4,615	3,181,231
163,283	2,114,507
-	409,598
78,547	537,402
1,026,084	1,215,627
712,468	886,540
251,205	264,962
2,279,069	10,632,720
(516,439)	1,728,535
-	20,968
274,194	274,194
(251,694)	(274,194)
-	187,722
22,500	208,690
(493,939)	1,937,225
5,383,403	17,399,204
\$ 4,889,464	\$ 19,336,429

CITY OF PATASKALA, OHIO

RECONCILIATION OF THE STATEMENT OF REVENUES, EXPENDITURES AND CHANGES
IN FUND BALANCES OF GOVERNMENTAL FUNDS TO THE STATEMENT OF ACTIVITIES
FOR THE YEAR ENDED DECEMBER 31, 2022

Net Change in Fund Balances - Total Governmental Funds		\$ 1,937,225
<i>Amounts reported for governmental activities in the statement of activities are different because:</i>		
Governmental funds report capital outlays as expenditures. However, in the statement of activities, the cost of those assets is allocated over their estimated useful lives as depreciation/amortization expense.		
Capital asset additions	\$ 1,377,044	
Current year depreciation/amortization	(2,593,141)	
Total		(1,216,097)
The net effect of various miscellaneous transactions involving capital assets (i.e., sales, disposals, trade-ins, and donations) is to increase net position. The City received \$1,376,661 in capital contributions and had disposals, net of accumulated depreciation/amortization of \$5,250.		
		1,371,411
Revenues in the statement of activities that do not provide current financial resources are not reported as revenues in the funds.		
Income taxes	154,255	
Real and other taxes	(29,300)	
Licenses and permits	(845)	
Intergovernmental revenues	31,965	
Special assessments	(1,588)	
Investment income	2,604	
Total		157,091
Proceeds of leases payable and notes payable - finance purchases are reported as other financing sources in the governmental funds, however, in the statement of activities, they are not reported as revenues as they increase the liabilities on the statement of net position.		
		(208,690)
Repayment of bond, note, leases payable and loan principal is an expenditure in the governmental funds, but the repayment reduces long-term liabilities on the statement of net position.		
Bonds	575,000	
Leases payable	6,944	
Notes payable - finance purchase	167,128	
Miscellaneous loans	122,500	
OPWC loans	14,968	
Total		886,540
In the statement of activities, interest is accrued on outstanding bonds and loans, whereas in governmental funds, an interest expenditure is reported when due.		
Accrued interest payable	588	
Amortization of bond premiums	12,354	
Total		12,942
Contractually required pension/OPEB contributions are reported as expenditures in governmental funds; however, the statement of net position reports these amounts as deferred outflows.		
Pension		565,993
OPEB		9,948
Except for amounts reported as deferred inflows/outflows, changes in the net pension asset/liability and net OPEB asset/liability are reported as pension/OPEB expense in the statement of activities.		
Pension		(206,337)
OPEB		166,132
Some expenses reported in the statement of activities, such as compensated absences, do not require the use of current financial resources and therefore are not reported as expenditures in governmental funds.		
		(47,671)
Change in Net Position of Governmental Activities		\$ 3,428,487

SEE ACCOMPANYING NOTES TO THE BASIC FINANCIAL STATEMENTS

CITY OF PATASKALA, OHIO

STATEMENT OF REVENUES, EXPENDITURES AND CHANGES IN
 FUND BALANCE - BUDGET AND ACTUAL (NON-GAAP BUDGETARY BASIS)
GENERAL FUND
 FOR THE YEAR ENDED DECEMBER 31, 2022

	<u>Budgeted Amounts</u>			Variance with Final Budget Positive (Negative)
	<u>Original</u>	<u>Final</u>	<u>Actual</u>	
Revenues:				
Real and other taxes	\$ 1,377,178	\$ 1,457,000	\$ 1,392,302	\$ (64,698)
Licenses and permits	267,800	271,315	294,566	23,251
Fines and forfeitures	68,200	200,800	182,237	(18,563)
Intergovernmental	252,479	272,952	368,124	95,172
Special assessments	1,000	1,000	30	(970)
Contributions and donations	-	-	1,625	1,625
Investment income	19,400	17,500	44,703	27,203
Other	30,000	45,000	5,387	(39,613)
Total Revenues	2,016,057	2,265,567	2,288,974	23,407
Expenditures:				
<i>Current:</i>				
General government	2,119,898	1,615,184	1,046,300	568,884
Community environment	14,274	510,126	426,457	83,669
Leisure time activity	595	-	-	-
Total Expenditures	2,134,767	2,125,310	1,472,757	652,553
Excess (Deficiency) of Revenues Over (Under) Expenditures	(118,710)	140,257	816,217	675,960
Other Financing Sources (Uses):				
Sale of capital assets	1,500	1,500	-	(1,500)
Transfers (out)	(335,000)	(349,000)	(349,000)	-
Total Other Financing Uses	(333,500)	(347,500)	(349,000)	(1,500)
Net Change in Fund Balances	(452,210)	(207,243)	467,217	674,460
Fund Balances at Beginning of Year	2,849,064	2,849,064	2,849,064	-
Prior Year Encumbrances Appropriated	83,913	83,913	83,913	-
Fund Balance at End of Year	\$ 2,480,767	\$ 2,725,734	\$ 3,400,194	\$ 674,460

SEE ACCOMPANYING NOTES TO THE BASIC FINANCIAL STATEMENTS

CITY OF PATASKALA, OHIO

STATEMENT OF REVENUES, EXPENDITURES AND CHANGES IN
 FUND BALANCE - BUDGET AND ACTUAL (NON-GAAP BUDGETARY BASIS)
STREET FUND
 FOR THE YEAR ENDED DECEMBER 31, 2022

	<u>Budgeted Amounts</u>			Variance with Final Budget Positive (Negative)
	<u>Original</u>	<u>Final</u>	<u>Actual</u>	
Revenues:				
Income taxes	\$ 3,265,112	\$ 3,394,892	\$ 3,442,741	\$ 47,849
Charges for services	-	-	505	505
Intergovernmental	1,114,357	1,105,000	1,145,811	40,811
Investment income	24,250	24,250	55,333	31,083
Other	30,000	30,000	52,980	22,980
Total Revenues	4,433,719	4,554,142	4,697,370	143,228
Expenditures:				
<i>Current:</i>				
General government	1,280,833	1,361,897	1,144,107	217,790
Transportation	3,599,887	3,717,734	3,188,846	528,888
Total Expenditures	4,880,720	5,079,631	4,332,953	746,678
Net Change in Fund Balances	(447,001)	(525,489)	364,417	889,906
Fund Balances at Beginning of Year	3,001,288	3,001,288	3,001,288	-
Prior Year Encumbrances Appropriated	604,270	604,270	604,270	-
Fund Balance at End of Year	\$ 3,158,557	\$ 3,080,069	\$ 3,969,975	\$ 889,906

SEE ACCOMPANYING NOTES TO THE BASIC FINANCIAL STATEMENTS

CITY OF PATASKALA, OHIO

STATEMENT OF REVENUES, EXPENDITURES AND CHANGES IN
 FUND BALANCE - BUDGET AND ACTUAL (NON-GAAP BUDGETARY BASIS)
POLICE FUND
 FOR THE YEAR ENDED DECEMBER 31, 2022

	<u>Budgeted Amounts</u>			Variance with Final Budget Positive (Negative)
	<u>Original</u>	<u>Final</u>	<u>Actual</u>	
Revenues:				
Income taxes	\$ 3,331,747	\$ 3,464,175	\$ 3,513,001	\$ 48,826
Charges for services	3,800	7,100	12,141	5,041
Fines and forfeitures	150	150	205	55
Intergovernmental	5,100	12,700	16,049	3,349
Investment income	24,300	25,000	44,791	19,791
Other	30,000	42,000	64,475	22,475
Total Revenues	3,395,097	3,551,125	3,650,662	99,537
Expenditures:				
<i>Current:</i>				
General government	584,718	617,775	466,887	150,888
Security of persons and property	3,275,647	3,358,323	3,246,645	111,678
Total Expenditures	3,860,365	3,976,098	3,713,532	262,566
Excess (Deficiency) of Revenues Over (Under) Expenditures	(465,268)	(424,973)	(62,870)	362,103
Other Financing Sources (Uses):				
Sale of capital assets	500	500	-	(500)
Transfers (out)	(22,500)	(22,500)	(22,500)	-
Total Other Financing Sources (Uses)	(22,000)	(22,000)	(22,500)	(500)
Net change in fund balances	(487,268)	(446,973)	(85,370)	361,603
Fund Balances at Beginning of Year	3,907,745	3,907,745	3,907,745	-
Prior Year Encumbrances Appropriated	90,288	90,288	90,288	-
Fund Balance at End of Year	\$ 3,510,765	\$ 3,551,060	\$ 3,912,663	\$ 361,603

SEE ACCOMPANYING NOTES TO THE BASIC FINANCIAL STATEMENTS

CITY OF PATASKALA, OHIO

STATEMENT OF NET POSITION
PROPRIETARY FUNDS
 DECEMBER 31, 2022

	Business-type Activities - Enterprise Funds		
	Water	Sewer	Total
Assets:			
Current assets:			
Equity in pooled cash and investments	\$ 4,124,633	\$ 7,328,046	\$ 11,452,679
<u>Receivables:</u>			
Accounts	367,528	414,034	781,562
Special assessments	-	289,870	289,870
Accrued interest	3,725	6,412	10,137
Due from other governments	200	200	400
Materials and supplies inventory	106,698	36,481	143,179
Prepayments	20,425	16,468	36,893
Total Current Assets	4,623,209	8,091,511	12,714,720
Noncurrent assets:			
Net pension asset	29,514	29,335	58,849
Net OPEB asset	76,481	76,015	152,496
<u>Capital assets:</u>			
Non-depreciable capital assets	1,353,351	1,696,186	3,049,537
Depreciable capital assets, net	6,793,262	7,383,321	14,176,583
Total Capital Assets, Net	8,146,613	9,079,507	17,226,120
Total Noncurrent Assets	8,252,608	9,184,857	17,437,465
Total Assets	12,875,817	17,276,368	30,152,185
Deferred Outflows of Resources:			
Unamortized deferred charges on debt refunding	228,712	-	228,712
Pension	116,612	127,042	243,654
OPEB	1,513	8,183	9,696
Total Deferred Outflows of Resources	346,837	135,225	482,062
Liabilities:			
<u>Current liabilities:</u>			
Accounts payable	36,010	29,174	65,184
Contracts payable	-	6,160	6,160
Retainage payable	7,274	-	7,274
Accrued wages and benefits payable	7,810	7,810	15,620
Due to other governments	1,467	113	1,580
Accrued interest payable	7,569	1,163	8,732
Compensated absences payable - current	22,758	22,758	45,516
General obligation bonds payable	290,000	60,000	350,000
OWDA loans payable	-	233,498	233,498
Leases payable	975	975	1,950
Pension and postemployment benefits payable	9,236	9,236	18,472
Unearned revenue	24,792	784,951	809,743
Total Current Liabilities	407,891	1,155,838	1,563,729
<u>Long-term liabilities:</u>			
Compensated absences payable	5,911	5,911	11,822
General obligation bonds payable	5,241,033	829,322	6,070,355
OWDA loans payable	-	3,348,346	3,348,346
Net pension liability	207,217	205,956	413,173
Total Long-Term Liabilities	5,454,161	4,389,535	9,843,696
Total Liabilities	5,862,052	5,545,373	11,407,425
Deferred Inflows of Resources:			
Pension	262,440	259,062	521,502
OPEB	80,553	78,539	159,092
Total Deferred Inflows of Resources	342,993	337,601	680,594
Net Position:			
Net investment in capital assets	2,836,043	4,601,206	7,437,249
Unrestricted	4,181,566	6,927,413	11,108,979
Total Net Position	\$ 7,017,609	\$ 11,528,619	\$ 18,546,228

SEE ACCOMPANYING NOTES TO THE BASIC FINANCIAL STATEMENTS

CITY OF PATASKALA, OHIO
STATEMENT OF REVENUES, EXPENSES AND
CHANGES IN NET POSITION
PROPRIETARY FUNDS
FOR THE YEAR ENDED DECEMBER 31, 2022

	Business-type Activities - Enterprise Funds		
	Water	Sewer	Total
Operating Revenues:			
Charges for services	\$ 2,425,333	\$ 2,490,086	\$ 4,915,419
Special assessments	-	68,601	68,601
Other operating revenues	18,008	12,476	30,484
Total Operating Revenues	2,443,341	2,571,163	5,014,504
Operating Expenses:			
Salaries & related services	468,480	463,657	932,137
Contractual services	309,270	383,950	693,220
General operating	426,659	348,715	775,374
Depreciation/amortization	320,699	284,497	605,196
Total Operating Expenses	1,525,108	1,480,819	3,005,927
Operating Income	918,233	1,090,344	2,008,577
Nonoperating Revenues (Expenses):			
Interest and fiscal charges	(186,562)	(95,728)	(282,290)
Interest income	(68,465)	(126,731)	(195,196)
Total Nonoperating Revenues (Expenses)	(255,027)	(222,459)	(477,486)
Income Before Capital Contributions	663,206	867,885	1,531,091
Capital contributions	440,154	254,182	694,336
Change in Net Position	1,103,360	1,122,067	2,225,427
Net Position at Beginning of Year	5,914,249	10,406,552	16,320,801
Net Position at End of Year	\$ 7,017,609	\$ 11,528,619	\$ 18,546,228

SEE ACCOMPANYING NOTES TO THE BASIC FINANCIAL STATEMENTS

CITY OF PATASKALA, OHIO
STATEMENT OF CASH FLOWS
PROPRIETARY FUNDS
FOR THE YEAR ENDED DECEMBER 31, 2022

	Business-type Activities - Enterprise Funds		
	Water	Sewer	Total
Cash Flows From Operating Activities:			
Cash received from charges for services	\$ 2,412,674	\$ 2,454,642	\$ 4,867,316
Cash received from special assessments	-	20,498	20,498
Cash received from other operations	17,889	12,357	30,246
Cash payments for salaries & related services	(586,734)	(572,665)	(1,159,399)
Cash payments for contractual services	(326,621)	(380,031)	(706,652)
Cash payments for general operating costs	(405,131)	(339,131)	(744,262)
	1,112,077	1,195,670	2,307,747
Net Cash Provided By Operating Activities			
Cash Flows From Capital and Related Financing Activities:			
Acquisition of capital assets	(1,103,645)	(116,600)	(1,220,245)
Principal retirement on bonds, loans & leases	(386,082)	(502,013)	(888,095)
Interest paid on bonds, loans & leases	(191,512)	(98,230)	(289,742)
Loans issued	-	32,983	32,983
Cash received from capital contributions	259,882	-	259,882
	(1,421,357)	(683,860)	(2,105,217)
Net Cash Used In Capital and Related Financing Activities			
Cash Flows From Investing Activities:			
Interest received	45,965	77,325	123,290
Increase in fair value of investments	(114,232)	(204,428)	(318,660)
	(68,267)	(127,103)	(195,370)
Net Cash Used In Investing Activities			
Net Change in Cash and Investments	(377,547)	384,707	7,160
Cash and Investments at Beginning of Year	4,502,180	6,943,339	11,445,519
Cash and Investments at End of Year	\$ 4,124,633	\$ 7,328,046	\$ 11,452,679

(Continued)

CITY OF PATASKALA, OHIO
STATEMENT OF CASH FLOWS
PROPRIETARY FUNDS (CONTINUED)
FOR THE YEAR ENDED DECEMBER 31, 2022

	Business-type Activities - Enterprise Funds		
	Water	Sewer	Total
Reconciliation of Operating Income to Net Cash Provided by Operating Activities:			
Operating Income	\$ 918,233	\$ 1,090,344	\$ 2,008,577
<u>Adjustments:</u>			
Depreciation/amortization	320,699	284,497	605,196
<u>Changes in assets, deferred outflows of resources, liabilities and deferred inflows of resources:</u>			
Accounts receivable	43,837	7,306	51,143
Special assessment receivable	-	(48,103)	(48,103)
Due from other governments	(119)	(119)	(238)
Materials and supplies inventory	-	3,660	3,660
Prepayments	3,996	3,463	7,459
Net pension asset	(9,056)	(9,171)	(18,227)
Net OPEB asset	(34,850)	(34,982)	(69,832)
Deferred outflows - pension	(42,354)	(40,624)	(82,978)
Deferred outflows - OPEB	25,156	28,321	53,477
Accounts payable	5,457	13,566	19,023
Contracts payable	-	3,020	3,020
Accrued wages and benefits	1,136	1,136	2,272
Due to other governments	(372)	(599)	(971)
Compensated absences payable	11,535	11,535	23,070
Retainage payable	-	(5,000)	(5,000)
Pension and postemployment benefits payable	2,041	2,041	4,082
Unearned revenue	(56,496)	(42,750)	(99,246)
Net pension liability	(130,592)	(127,001)	(257,593)
Deferred inflows - pension	104,418	106,703	211,121
Deferred inflows - OPEB	(50,592)	(51,573)	(102,165)
Net Cash Provided by Operating Activities	\$ 1,112,077	\$ 1,195,670	\$ 2,307,747

Non-Cash Transactions:

During 2022, the Water and Sewer fund received \$180,272 and \$192,752 in capital contributions, respectively. During 2022, the Water and Sewer fund had \$7,274 and \$3,160 purchased on account, respectively.

SEE ACCOMPANYING NOTES TO THE BASIC FINANCIAL STATEMENTS

CITY OF PATASKALA, OHIO

**STATEMENT OF FIDUCIARY NET POSITION
CUSTODIAL FUNDS
DECEMBER 31, 2022**

	<u>Custodial</u>
Assets:	
Equity in pooled cash and investments	<u>\$ 4,757</u>
Total Assets	<u>4,757</u>
Net Position:	
Restricted for individuals, organizations and other governments	<u>4,757</u>
Total Net Position	<u>\$ 4,757</u>


SEE ACCOMPANYING NOTES TO THE BASIC FINANCIAL STATEMENTS

CITY OF PATASKALA, OHIO

**STATEMENT OF CHANGES IN FIDUCIARY NET POSITION
CUSTODIAL FUNDS
FOR THE YEAR ENDED DECEMBER 31, 2022**

	<u>Custodial</u>
Additions:	
Fines and forfeitures for other governments	<u>\$ 15,752</u>
Total Additions	<u>15,752</u>
Deductions:	
Fines and forfeitures distributions to other governments	<u>32,077</u>
Total Deductions	<u>32,077</u>
Net Change in Fiduciary Net Position	(16,325)
Net Position Beginning of Year	<u>21,082</u>
Net Position End of Year	<u><u>\$ 4,757</u></u>

SEE ACCOMPANYING NOTES TO THE BASIC FINANCIAL STATEMENTS



THIS PAGE IS INTENTIONALLY LEFT BLANK

CITY OF PATASKALA, OHIO

SCHEDULE OF NOTES TO THE BASIC FINANCIAL STATEMENTS
FOR THE YEAR ENDED DECEMBER 31, 2022

Note 1	Description of the City	79
Note 2	Summary of Significant Accounting Policies	79
	A. Reporting Entity.....	79
	B. Basis of Presentation – Fund Accounting	81
	C. Fund Accounting.....	81
	D. Measurement Focus	82
	E. Basis of Accounting.....	83
	F. Budgetary Data	84
	G. Cash and Investments	85
	H. Inventories of Materials and Supplies.....	86
	I. Capital Assets	86
	J. Compensated Absences	87
	K. Prepaid Items	88
	L. Accrued Liabilities and Long-Term Obligations	88
	M. Interfund Balances	88
	N. Interfund Activity.....	88
	O. Fund Balance	89
	P. Estimates	89
	Q. Net Position.....	90
	R. Operating Revenues and Expenses	90
	S. Minimum Fund Balance Policy	90
	T. Restricted Assets.....	90
	U. Extraordinary and Special Items	90
	V. Unamortized Bond Premium and Discount/Unamortized Accounting Gain or Loss/Bond Issuance Costs	90
	W. Pensions/Other Postemployment Benefits (OPEB)	91
	X. Fair Value Measurements	91
Note 3	Accountability and Compliance.....	91
Note 4	Deposits and Investments.....	92
	A. Cash with Fiscal and Escrow Agent.....	94
	B. Deposits with Financial Institutions.....	94
	C. Investments	94
	D. Reconciliation of Cash and Investments to the Statement of Net Position	95
Note 5	Interfund Transactions	96
Note 6	Property Taxes	96
Note 7	Income Taxes	97
Note 8	Receivables	97
	A. Receivables	97
	B. Leases Receivable.....	98
Note 9	Tax Increment Financing (TIF) District	99
Note 10	Capital Assets	100
	A. Governmental Capital Assets	100
	B. Business-Type Capital Assets.....	102
Note 11	Other Employee Benefits.....	103
Note 12	Notes Payable - Finance Purchase	103

CITY OF PATASKALA, OHIO

**SCHEDULE OF NOTES TO THE BASIC FINANCIAL STATEMENTS
FOR THE YEAR ENDED DECEMBER 31, 2022**

Note 13	Long-Term Obligations	104
A.	Long Term Debt Activity - Governmental.....	104
B.	Long Term Debt Activity – Business-Type	108
C.	Legal Debt Margin	111
Note 14	Risk Management	111
A.	Risk Pool Membership.....	111
B.	Workers’ Compensation	112
C.	Employee Medical, Dental, Vision and Life.....	112
Note 15	Defined Benefit Pension Plans.....	113
Note 16	Defined Benefit OPEB Plans	123
Note 17	Budgetary Basis of Accounting	134
Note 18	Contingencies.....	135
A.	Grants.....	135
B.	Litigation.....	135
C.	Ohio Public Entity Consortium Healthcare Cooperative (OPEC-HC).....	135
D.	Asset Retirement Obligations	135
Note 19	Fund Balance	136
Note 20	Contractual Commitments	137
Note 21	Other Commitments	137
Note 22	COVID-19	137



CITY OF PATASKALA, OHIO

NOTES TO THE BASIC FINANCIAL STATEMENTS FOR THE YEAR ENDED DECEMBER 31, 2022

NOTE 1 - DESCRIPTION OF THE CITY

The City of Pataskala, Licking County, Ohio (the “City”) is a body corporate and politic established to exercise the rights and privileges conveyed to it by the constitution and laws of the State of Ohio. The City operates under a government that is directed by a publicly-elected seven-member Council and a Mayor. The City Administrator is the chief executive officer, and the Finance Director is the chief fiscal officer. The City provides the following services: general government, including finance and legal; police protection; public health; street maintenance; community development; parks and recreation; and, water and sewer utilities.

NOTE 2 - SUMMARY OF SIGNIFICANT ACCOUNTING POLICIES

The basic financial statements (BFS) of the City have been prepared in conformity with accounting principles generally accepted in the United States of America (GAAP) as applied to local governmental units. The Governmental Accounting Standards Board (GASB) is the accepted standard-setting body for establishing governmental accounting and financial principles. The most significant of the City’s accounting policies are described below.

A. Reporting Entity

For financial reporting purposes, the City’s BFS include all funds, agencies, boards, commissions, and departments for which the City is financially accountable. Financial accountability, as defined by the GASB, exists if the City appoints a voting majority of an organization’s Governing Board, and is either: (1) able to impose its will on that organization; or (2) there is a potential for the organization to provide specific financial benefits to, or impose specific burdens on, the City. The City may also be financially accountable for governmental organizations with a separately elected Governing Board, a Governing Board appointed by another government, or a jointly appointed board that is fiscally dependent on the City. The City also took into consideration other organizations for which the nature and significance of their relationship with the City are such that exclusion would cause the City’s BFS to be misleading or incomplete.

The primary government consists of all funds and departments which provide various services including police protection, street maintenance and repair, recreational programming and water/sewer services. Council and the City Administrator are directly responsible for these activities. The City contracts with the Licking County Health Department for public health services. The City does not approve each organization’s operating budget, nor is it responsible for its continued operation.

The accompanying financial statements represent the City, which has no component units. The following organizations are described due to their relationship with the City:

JOINTLY GOVERNED ORGANIZATIONS

West Licking Joint Fire District - The West Licking Joint Fire District, a jointly governed organization, is a political subdivision governed by a Board of Trustees which possesses its own contracting and budgeting authority. The Board of Trustees consists of one representative from each of the participating governments; the City of Pataskala, the Village of Kirkersville, City of New Albany, Harrison Township, Etna Township, City of Reynoldsburg and Jersey Township. The City made no contributions during 2022 for the operation of the West Licking Joint Fire District.

Southwest Licking Community Water and Sewer District - The Southwest Licking Community Water and Sewer District (the “Sewer District”), a jointly governed organization, is a political subdivision governed by a Board of Trustees which possesses its own contracting and budgeting authority. The City Council of Pataskala appoints one member to the Sewer District Board of Trustees, and the remaining members are appointed by Harrison and Etna Townships. The City made no contributions during 2022 for the operation of the Sewer District.

CITY OF PATASKALA, OHIO

NOTES TO THE BASIC FINANCIAL STATEMENTS FOR THE YEAR ENDED DECEMBER 31, 2022

NOTE 2 - SUMMARY OF SIGNIFICANT ACCOUNTING POLICIES - (Continued)

Mid-Ohio Regional Planning Commission - The City participates in the Mid-Ohio Regional Planning Commission (MORPC), a jointly governed organization. MORPC is composed of 126 representatives appointed by member governments who make up the Commission, the policy-making body of MORPC, and the oversight board. MORPC is a voluntary association of local governments in central and south central Ohio and a regional planning agency whose membership includes 64 political subdivisions in and around Franklin, Ross, Fayette, Delaware, Pickaway, Madison, Licking, and Fairfield counties, Ohio. The purpose of the organization is to improve the quality of life for member communities by improving housing conditions, to promote and support livability/sustainability measures as a means of addressing regional growth challenges, and to administer and facilitate the availability of regional environmental infrastructure program funding to the full advantage of MORPC's members.

Pataskala Corporate Park Joint Economic Development District - The Pataskala Corporate Park Joint Economic Development District (JEDD), Licking County (the "District") is a body corporate and politic established to exercise the rights and privileges conveyed to it by the constitution and laws of the State of Ohio. The District was created as a result of an agreement between the City of Pataskala, Harrison Township, Licking County, and the City of Newark on December 22, 2009. The District is directed by a five-member Board of Trustees. The District's purpose is to promote and facilitate economic development that will create jobs and employment opportunities and improve the economic welfare of the people in the State, the County, the City, the City of Newark, Harrison Township, and the District. Such area is located in the City of Pataskala corporate limits and the primary source of revenue is a tax on earned income in the District.

In late 2006, the Ohio Department of Development designated a nearly 521 acre site in the City of Pataskala as eligible for Job Ready Sites (JRS) funding. As such, this site known as the Pataskala Corporate Park, located at the southeast corner of State Route 16 (Broad Street) and Mink Street is recognized as one of the premier sites for manufacturing and industrial development in the State of Ohio. A roadway was constructed in 2010 linking State Route 16 (Broad Street) and Refugee Road with the intention to ultimately link the access road to U.S. Route 40 (The National Road), improving the routing to Interstate 70 and offering unparalleled access for commerce. In late 2006, the project received funding of approximately \$3.4 million to develop this roadway. It is considered one of the initial projects funded under Ohio's Job Ready Sites program, and is critical in order for the City to create jobs and investment. The Job Ready Site designation expired in January 2019.

The Board of Trustees adopted a resolution levying an income tax at a rate of 1.75% on income earned by persons working in the District and on the net profits of businesses located in the District. The income tax shall follow the provisions of Chapter 718 of the Ohio Revised Code. Income tax revenues are collected by the City of Newark Treasurer and deposited quarterly in the Pataskala Corporate Park JEDD Fund, or its general fund. Monies deposited to the JEDD Fund shall be allocated to the JEDD Improvement Account for future infrastructure improvements and to the Newark Account for future distributions to governmental entities subject to the tax sharing agreement.

Regional Income Tax Agency (RITA) - In 1971, 38 municipalities joined together to organize a Regional Council of Governments (RCOG) under the authority of Chapter 167 of the Ohio Revised Code to administer tax collection and enforcement concerns facing the cities and villages. The purpose of the RCOG is to foster cooperation between the municipalities through sharing facilities for their common benefit. This includes the establishment of a central collection facility for the purpose of administering the income tax laws of the various municipal corporations who are members of the RCOG and for the purpose of collecting income taxes on behalf of each member municipality, doing all things allowed by law to accomplish such purpose. The first official act of the RCOG was to form RITA.

Today, RITA serves as the income tax collection agency for over 300 municipalities and JEDD/JEDZ/ENTPZ districts throughout the State of Ohio. The City began using RITA for its income tax collection services in 2010.

Each member municipality appoints its own delegate to the RCOG, including electing members to the RITA Board of Trustees. Regardless of the population or tax collections of member municipalities, each member of the RCOG has an equal say in the operations of RITA.

CITY OF PATASKALA, OHIO

NOTES TO THE BASIC FINANCIAL STATEMENTS FOR THE YEAR ENDED DECEMBER 31, 2022

NOTE 2 - SUMMARY OF SIGNIFICANT ACCOUNTING POLICIES - (Continued)

GROW Licking County - Formed in 2012, GROW Licking County (GROW) is a 501(c)(3) non-profit, public-private partnership for the purpose of serving as the lead economic development organization for Licking County, Ohio. The organization is governed by a 15-member board that is tasked with setting the annual operating and capital budgets for GROW. Board members are appointed by the founding members of the organization (Licking County Chamber of Commerce, Licking County Commissioner's Office, and the Heath-Newark-Licking County Port Authority), and serve staggered 3-year terms. The Mayor of Pataskala was appointed to the Board by the Licking County Chamber of Commerce to serve on the board as the City of Pataskala's representative.

B. Basis of Presentation - Fund Accounting

The City's basic financial statements (BFS) consist of government-wide statements, including a statement of net position and a statement of activities and fund financial statements which provide a more detailed level of financial information.

Government-Wide Financial Statements - The statement of net position and the statement of activities display information about the City as a whole. These statements include the financial activities of the primary government, except for fiduciary funds. The statements distinguish between those activities of the City that are governmental and those that are considered business-type activities.

The statement of net position presents the financial condition of the governmental and business-type activities of the City at year end. The statement of activities presents a comparison between direct expenses and program revenues for each program or function of the City's governmental activities and for the business-type activities of the City. Direct expenses are those that are specifically associated with a service, program or department and therefore clearly identifiable to a particular function. Program revenues include charges paid by the recipient of the goods or services offered by the program, grants and contributions that are restricted to meeting the operational or capital requirements of a particular program and interest earned on grants that is required to be used to support a particular program. Revenues which are not classified as program revenues are presented as general revenues of the City, with certain limited exceptions. The comparison of direct expenses with program revenues identifies the extent to which each business segment or governmental functions are self-financing or draw from the general revenues of the City.

Fund Financial Statements - During the year, the City segregates transactions related to certain City functions or activities in separate funds in order to aid financial management and to demonstrate legal compliance. Fund financial statements are designed to present financial information of the City at this more detailed level. The focus of governmental and enterprise fund financial statements is on major funds. Each major fund is presented in a separate column. Nonmajor funds are aggregated and presented in a single column. Fiduciary funds are reported by type.

C. Fund Accounting

The City uses funds to maintain its financial records during the year. A fund is defined as a fiscal and accounting entity with a self-balancing set of accounts. There are three categories of funds: governmental, proprietary and fiduciary.

Governmental Funds - Governmental funds are those through which most governmental functions are typically financed. Governmental fund reporting focuses on the sources, uses and balances of current financial resources. Expendable assets are assigned to the various governmental funds according to the purposes for which they may or must be used. Current liabilities are assigned to the fund from which they will be paid. The difference between governmental fund assets plus deferred outflows of resources and liabilities plus deferred inflow of resources is reported as fund balance.

CITY OF PATASKALA, OHIO

NOTES TO THE BASIC FINANCIAL STATEMENTS
FOR THE YEAR ENDED DECEMBER 31, 2022

NOTE 2 - SUMMARY OF SIGNIFICANT ACCOUNTING POLICIES - (Continued)

The following are the City's major governmental funds:

General fund - The general fund is used to account for and report all financial resources not accounted for and reported in another fund. The general fund balance is available for any purpose provided it is expended or transferred according to the general laws of Ohio.

Street fund - The Street fund accounts for revenues generated from income tax, license and gasoline taxes that are restricted for maintaining local roads and related infrastructure within the City.

Police fund - The Police fund accounts for revenues generated from income tax and other revenues collected that are restricted for police operations.

Other governmental funds of the City are used to account for: (a) financial resources that are restricted, committed, or assigned to expenditures for capital outlays including the acquisition or construction of capital facilities and other capital assets, (b) specific revenue sources that are restricted or committed to an expenditure for specified purposes other than debt service or capital projects, (c) financial resources that are being accumulated for principal and interest maturing in future years also should be reported in debt service funds.

Proprietary Funds - Proprietary fund reporting focuses on changes in net position, financial position and cash flows. Proprietary funds are classified as either enterprise or internal service. The City has no internal service funds.

Enterprise Funds - The enterprise funds may be used to account for any activity for which a fee is charged to external users for goods or services. The following are the City's major enterprise funds:

Water fund - This fund accounts for the provision of water treatment and distribution to its residential and commercial users located within the City.

Sewer fund - This fund accounts for the provision of sanitary sewer service to the residents and commercial users located within the City.

Fiduciary Funds - Fiduciary fund reporting focuses on net position and changes in net position. The fiduciary fund category is split into four classifications: pension trust funds; investment trust funds; private-purpose trust funds; and custodial funds. Trust funds are distinguished from custodial funds by the existence of a trust agreement or equivalent arrangements that have certain characteristics. Custodial funds are used to report fiduciary activities that are not required to be reported in a trust fund. The City's custodial funds account for the police evidence and seizure fund and the Mayor's Court fund.

D. Measurement Focus

Government-Wide Financial Statements - The government-wide financial statements are prepared using the economic resources measurement focus. All assets, deferred outflows of resources, liabilities and deferred inflows of resources associated with the operation of the City are included on the statement of net position.

Fund Financial Statements - All governmental funds are accounted for using a flow of current financial resources measurement focus. With this measurement focus, only current assets, current deferred outflows of resources, current liabilities and current deferred inflows of resources generally are included on the balance sheet. The statement of revenues, expenditures and changes in fund balances reports on the sources (i.e., revenues and other financing sources) and uses (i.e., expenditures and other financing uses) of current financial resources. This approach differs from the manner in which the governmental activities of the government-wide financial statements are prepared. Governmental fund financial statements therefore include a reconciliation, with brief explanations to better identify the relationship between the government-wide statements and the financial statements for governmental funds.

CITY OF PATASKALA, OHIO

NOTES TO THE BASIC FINANCIAL STATEMENTS FOR THE YEAR ENDED DECEMBER 31, 2022

NOTE 2 - SUMMARY OF SIGNIFICANT ACCOUNTING POLICIES - (Continued)

Like the government-wide statements, all proprietary funds are accounted for on a flow of economic resources measurement focus. All assets, deferred outflows of resources, liabilities and deferred inflows of resources associated with the operation of these funds are included on the statement of net position. The statement of changes in fund net position presents increases (i.e., revenues) and decreases (i.e., expenses) in total net position. The statement of cash flows provides information about how the City finances and meets the cash flow needs of its proprietary activities.

Proprietary funds distinguish operating revenues and expenses from nonoperating items. Operating revenues and expenses generally result from providing services and producing and delivering goods in connection with a proprietary fund's principal ongoing operation. The principal operating revenues of the City's proprietary funds are charges for sales and services. Operating expenses for the enterprise funds include personnel and other expenses related to the operations of the enterprise activities. All revenues and expenses not meeting these definitions are reported as nonoperating revenues and expenses.

Fiduciary funds present a statement of changes in fiduciary new position which reports additions to and deductions from custodial funds.

E. Basis of Accounting

Basis of accounting determines when transactions are recorded in the financial records and reported on the financial statements. Government-wide financial statements are prepared using the accrual basis of accounting. Governmental funds use the modified accrual basis of accounting. Proprietary and custodial funds use the accrual basis of accounting. Differences in the accrual and modified accrual basis of accounting arise in the recognition of revenue, the recording of deferred inflows of resources and in the presentation of expenses versus expenditures.

Revenues: Exchange and Nonexchange Transactions - Revenues resulting from exchange transactions, in which each party gives and receives essentially equal value, are recorded on the accrual basis when the exchange takes place. On a modified accrual basis, revenue is recorded in the fiscal year in which the resources are measurable and become available. Available means that the resources will be collected within the current fiscal year or are expected to be collected soon enough thereafter to be used to pay liabilities of the current year. For the City, available means expected to be received within sixty days of year end.

Nonexchange transactions, in which the City receives value without directly giving equal value in return, include income taxes, payments in lieu of taxes, property taxes, grants, entitlements and donations. On an accrual basis, revenue from income tax is recognized in the period in which the income is earned (See Note 7). Revenue from property taxes is recognized in the year for which the taxes are levied (See Note 6). Payments in lieu of taxes (PILOT) are treated the same way property taxes are in the financial statements. Revenue from grants, entitlements and donations is recognized in the year in which all eligibility requirements have been satisfied. Eligibility requirements include timing requirements, which specify the year when the resources are required to be used or the year when use is first permitted, matching requirements, in which the City must provide local resources to be used for a specified purpose, and expenditure requirements, in which the resources are provided to the City on a reimbursement basis. On a modified accrual basis, revenue from nonexchange transactions must also be available before it can be recognized.

Under the modified accrual basis, the following revenue sources are considered to be both measurable and available at year end: income taxes; state-levied locally shared taxes (including gasoline tax, local government funds and permissive tax); fines and forfeitures; fees; earnings on investments; and special assessments.

Unearned Revenues - The City defers revenue recognition in connection with resources that have been received, but not earned. Unearned revenue arises when assets are recognized before revenue recognition criteria have been satisfied. Grants and entitlements received before the eligibility requirements are met are also recorded as unearned revenue. Unearned revenue consists primarily of deposits held for various programs.

CITY OF PATASKALA, OHIO

NOTES TO THE BASIC FINANCIAL STATEMENTS
FOR THE YEAR ENDED DECEMBER 31, 2022

NOTE 2 - SUMMARY OF SIGNIFICANT ACCOUNTING POLICIES - (Continued)

Deferred Outflows of Resources and Deferred Inflows of Resources - In addition to assets, the government-wide statement of net position will report a separate section for deferred outflows of resources. Deferred outflows of resources represent a consumption of net assets that applies to a future period and will not be recognized as an outflow of resources (expense/expenditure) until then. See Notes 15 and 16 for deferred outflows of resources related to net pension liability/asset and net OPEB liability/asset, respectively. In addition, deferred outflows of resources include a deferred charge on debt refunding. A deferred charge on refunding results from the difference in the carrying value of refunded debt and its reacquisition price. This amount is deferred and amortized over the shorter of the life of the refunded or refunding debt.

In addition to liabilities, both the government-wide statement of net position and the governmental fund financial statements report a separate section for deferred inflows of resources. Deferred inflows of resources represent an acquisition of net assets that applies to a future period and will not be recognized as an inflow of resources (revenue) until that time. Deferred inflows of resources include property taxes and unavailable revenue. Property taxes represent amounts for which there is an enforceable legal claim as of December 31, 2022, but which were levied to finance 2023 operations. These amounts have been recorded as a deferred inflow of resources on both the government-wide statement of net position and the governmental fund financial statements. Unavailable revenue is reported only on the governmental funds balance sheet, and represents receivables which will not be collected within the available period. Unavailable revenue includes, but is not limited to, delinquent property taxes, income taxes and intergovernmental grants. These amounts are deferred and recognized as an inflow of resources in the period the amounts become available. The deferred inflow of resources for leases is related to the lease receivable and is being amortized to lease revenue in a systematic and rational manner over the term of the lease.

See Notes 15 and 16 for deferred inflows of resources related to net pension liability/asset and net OPEB liability/asset, respectively. These deferred inflows of resources are only reported on the government-wide statement of net position.

Expenses/Expenditures - On the accrual basis of accounting, expenses are recognized at the time they are incurred.

The measurement focus of governmental fund accounting is on decreases in net financial resources (expenditures) rather than expenses. Expenditures are generally recognized in the accounting period in which the related fund liability is incurred, if measurable. Allocations of cost, such as depreciation and amortization, are not recognized in governmental funds.

F. Budgetary Data

The budgetary process is prescribed by provisions of the Ohio Revised Code and entails the preparation of budgetary documents within an established timetable. All funds, except custodial funds, are legally required to be budgeted and appropriated. The major documents prepared are the certificate of estimated resources and the appropriations resolution, all of which are prepared on the budgetary basis of accounting. The certificate of estimated resources and the appropriations ordinance are subject to amendment throughout the year with the legal restriction that appropriations cannot exceed estimated resources, as certified. The City's legal level of budgetary control is established at the object level (salaries & related, contractual services, general operating, capital outlay) within each department/function, within each fund. Although the legal level of budgetary control was established at the object level within each department/function, the City has elected to present budgetary statement comparisons at the fund and function levels of expenditures included within the basic financial statements. Budgetary modifications may only be made by ordinance by the City Council at the legal level of control.

Tax Budget - The ORC calls for the City Administrator to presents an estimate of the following year's annual operating budget, or tax budget, by mid-July, to City Council for consideration and passage. The Council approved estimated is then submitted to the Licking County Auditor, as Secretary of the County Budget Commission, by July 20 of each year, for the period January 1 to December 31 of the following year. The Licking County Budget Commission waived this requirement for 2022.

CITY OF PATASKALA, OHIO

NOTES TO THE BASIC FINANCIAL STATEMENTS
FOR THE YEAR ENDED DECEMBER 31, 2022

NOTE 2 - SUMMARY OF SIGNIFICANT ACCOUNTING POLICIES - (Continued)

Estimated Resources - The County Budget Commission determines if the budget substantiates a need to levy all or part of previously authorized taxes and reviews estimated revenue. The Commission certifies its actions to the City on or before September 1. As part of this certification, the City receives the official certificate of estimated resources, which states the projected revenue of each fund. On or before December 31, the City must revise its budget so that the total contemplated expenditures from any fund during the ensuing fiscal year will not exceed the amount available as stated in the certificate of estimated resources. The revised budget then serves as the basis for the annual appropriations measure. On or about January 1, the certificate of estimated resources is amended to include unencumbered cash balances at December 31 of the preceding year. The certificate may be further amended during the year if the Finance Director determines, and the Budget Commission agrees, that an estimate needs to be either increased or decreased. The amounts reported on the budgetary statement reflect the amounts in the original and final certificate of estimated resources issued during 2022.

Appropriations - A temporary appropriation ordinance to control expenditures may be passed on or about January 1 of each year for the period January 1 to March 31. An annual appropriation ordinance must be passed by April 1 of each year for the period January 1 to December 31. The appropriation ordinance fixes spending authority at the object level within each department, within each fund. The appropriation ordinance may be amended during the year as new information becomes available, provided that total fund appropriations do not exceed current estimated resources, as certified.

The appropriations at the legal level of control may only be modified during the year by an ordinance of Council. The amounts on the budgetary statement reflect the original and final appropriation amounts, including all amendments and modifications legally enacted by Council.

Lapsing of Appropriations - At the close of each year, the unencumbered balance of each appropriation reverts to the fund balance. Encumbrances are carried forward and included in the budget, but subsequent years are not reappropriated as part of the subsequent year appropriations.

G. Cash and Investments

Cash balances of the City's funds, except cash in segregated accounts and cash held by a fiscal and escrow agent, are pooled and invested in investments maturing within five years in order to provide improved cash management. Individual fund integrity is maintained through City records. Each fund's interest in the pooled bank accounts is presented on the financial statements as "equity in pooled cash and investments".

During 2022, investments were limited to State Treasury Asset Reserve of Ohio (STAR Ohio), negotiable certificates of deposit and Federal Home Loan Bank (FHLB) securities. Except for any nonparticipating investment contracts, investments are reported at fair value which is based on quoted market prices. Nonparticipating investment contracts, such as nonnegotiable certificates of deposit, are reported at cost.

The City has a segregated bank account for Mayor's Court monies separate from the City's central bank account. This depository account is presented on the financial statements as "cash in segregated accounts" since it is not required to be deposited into the City treasury. At December 31, 2022, this account had a bank balance of \$9,338 and a book balance of \$0.

During 2022, the City invested in STAR Ohio. STAR Ohio (the State Treasury Asset Reserve of Ohio), is an investment pool managed by the State Treasurer's Office which allows governments within the State to pool their funds for investment purposes. STAR Ohio is not registered with the SEC as an investment company, but has adopted Governmental Accounting Standards Board (GASB), Statement No. 79, "Certain External Investment Pools and Pool Participants." The City measures its investment in STAR Ohio at the net asset value (NAV) per share provided by STAR Ohio. The NAV per share is calculated on an amortized cost basis that provides an NAV per share that approximates fair value.

CITY OF PATASKALA, OHIO

NOTES TO THE BASIC FINANCIAL STATEMENTS
FOR THE YEAR ENDED DECEMBER 31, 2022

NOTE 2 - SUMMARY OF SIGNIFICANT ACCOUNTING POLICIES - (Continued)

For 2022, there were no limitations or restrictions on any participant withdrawals due to redemption notice periods, liquidity fees, or redemption gates. However, 24 hours advance notice for deposits and withdrawals of \$100 million or more is encouraged. STAR Ohio reserves the right to limit the transaction to \$250 million, requiring the excess amount to be transacted the following business day(s), but only to the \$250 million limit. All accounts of the participant will be combined for these purposes.

Interest income is distributed to the funds according to statutory requirements and City policy. Interest revenue earned and credited to the general fund during 2022 amounted to (\$47,719), which included \$7,062 assigned from other funds of the City.

For purposes of the statement of cash flows and for presentation on the financial statement, investments of the cash management pool and investments with original maturities of three months or less at the time they are purchased by the City are considered to be cash equivalents. Investments with an initial maturity of more than three months are reported as investments, to the extent they are purchased from a specific fund.

An analysis of the City's investment account at year end is provided in Note 4.

H. Inventories of Materials and Supplies

On the government-wide and fund financial statements, inventories are stated at cost. For all funds, cost is determined on a first-in, first-out (FIFO) basis. Inventory in governmental funds consists of expendable supplies held for consumption. The cost of inventory items is recorded as an expenditure in the governmental funds when consumed. Inventories of the proprietary funds are expensed when used.

On the fund financial statements, reported material and supplies inventory is equally offset by a nonspendable fund balance which indicates that it does not constitute available spendable resources even though it is a component of fund balance.

I. Capital Assets

General capital assets are those assets not specifically related to activities reported in the proprietary funds. These assets generally result from expenditures in the governmental funds. These assets are reported in the governmental activities column of the government-wide statement of net position, but are not reported in the fund financial statements. Capital assets utilized by the proprietary funds are reported both in the business-type activities column of the government-wide statement of net position and in the respective funds.

All capital assets are capitalized at cost (or estimated historical cost) and updated for additions and retirements during the year. Donated capital assets are recorded at their acquisition values as of the date received. The City maintains capitalization thresholds as discussed below. Capital assets within a class can have different thresholds depending on the asset category within the class. The City's infrastructure consists of bridges, culverts, curbs, sidewalks, storm sewers, streets, and water and sewer lines. Improvements are capitalized; the costs of normal maintenance and repairs that do not add to the value of the asset or materially extend an asset's life are not. Interest incurred during the construction of capital assets is also capitalized for business-type activities.

All reported capital assets are depreciated except for land, certain land improvements and construction in progress. Improvements are depreciated over the remaining useful lives of the related capital assets. Useful lives for infrastructure were estimated based on the City's historical records of necessary improvements and replacement.

CITY OF PATASKALA, OHIO

NOTES TO THE BASIC FINANCIAL STATEMENTS
FOR THE YEAR ENDED DECEMBER 31, 2022

NOTE 2 - SUMMARY OF SIGNIFICANT ACCOUNTING POLICIES - (Continued)

Depreciation is computed using the straight-line method over the following useful lives:

<u>Description</u>	<u>Governmental Activities Estimated Lives</u>	<u>Business-Type Activities Estimated Lives</u>	<u>Capitalization Thresholds</u>
Land improvements	10 - 45 years	10 - 45 years	\$25,000
Buildings and improvements	5 - 50 years	5 - 50 years	\$10,000 - \$50,000
Equipment	5 - 20 years	5 - 20 years	\$5,000 - \$10,000
Vehicles	5 - 15 years	5 - 15 years	\$25,000
Infrastructure	15 - 90 years	15 - 90 years	\$15,000 - \$25,000
Leases	5 years	5 years	

The City is reporting intangible right to use assets related to leased equipment. The intangible assets are being amortized in a systematic and rational manner of the shorter of the lease term or the useful life of the underlying asset.

J. Compensated Absences

Compensated absences of the City consist of vacation leave and sick leave to the extent that payments to the employee for these absences are attributable to services already rendered and are not contingent on a specific event that is outside the control of the City and the employee.

In accordance with the provisions of GASB Statement No. 16, "Accounting for Compensated Absences", a liability for vacation leave is accrued if: (a) employees' rights to payment are attributable to services already rendered; and (b) it is probable that the employer will compensate the employees for the benefits through paid time off or other means, such as cash payment at termination or retirement. A liability for sick leave is based on the sick leave accumulated at the balance sheet date by those employees who are currently eligible to receive termination (severance) payments, as well as those employees expected to become eligible in the future. For purposes of establishing a liability for severance on employees expected to become eligible to retire in the future, all employees age fifty or greater with at least ten years of service or any employee with at least twenty years of service were considered expected to become eligible to retire in accordance with GASB Statement No. 16. Sick leave benefits were accrued using the "vesting" method.

The total liability for vacation, compensatory time, and sick leave payments has been calculated using pay rates in effect at the balance sheet date, and reduced to the maximum payment allowed by labor contract and/or statute, plus applicable additional salary related payments. City employees are granted vacation and sick leave in varying amounts based upon tenure and specific labor agreements. In the event of termination, an employee is reimbursed for accumulated vacation and sick leave at various rates.

The entire compensated absence liability is reported on the government-wide financial statements.

On governmental fund financial statements, compensated absences are recognized as liabilities and expenditures to the extent payments come due each period upon the occurrence of employee resignations and retirements. These amounts are recorded in the account "Compensated absences payable" in the fund from which the employees who have accumulated leave are paid. The noncurrent portion of the liability is not reported. For proprietary funds, the entire amount of compensated absences is reported as a fund liability.

CITY OF PATASKALA, OHIO

NOTES TO THE BASIC FINANCIAL STATEMENTS
FOR THE YEAR ENDED DECEMBER 31, 2022

NOTE 2 - SUMMARY OF SIGNIFICANT ACCOUNTING POLICIES - (Continued)

K. Prepaid Items

Payments made to vendors for services that will benefit periods beyond December 31, 2022, are recorded as prepaid items using the consumption method by recording a current asset for the prepaid amount at the time of the purchase and the expenditure/expense in the year in which services are consumed.

At year end, because prepayments are not available to finance future governmental fund expenditures, a nonspendable fund balance is recorded by an amount equal to the carrying value of the asset on the fund financial statements.

L. Accrued Liabilities and Long-Term Obligations

All payables, accrued liabilities and long-term obligations are reported in the government-wide financial statements, and all payables, accrued liabilities and long-term obligations payable from proprietary funds are reported on the proprietary fund financial statements.

In general, governmental fund payables and accrued liabilities that, once incurred, are paid in a timely manner in full from current financial resources, are reported as obligations of the funds. However, compensated absences and claims and judgements that will be paid from governmental funds are reported as a liability in the fund financial statements only to the extent that they are due for payment during the current year. Loans and notes are recognized as a liability on the governmental fund financial statements when due. Net pension/OPEB liability should be recognized in the governmental funds to the extent that benefit payments are due and payable and the pension/OPEB plan's fiduciary net position is not sufficient for payment of those benefits.

M. Interfund Balances

On the fund financial statements, receivables and payables resulting from short-term interfund loans are classified as "interfund loans receivable" and "interfund loans payable". These amounts are eliminated in the governmental activities column of the statement of net position, with the exception of the net residual amounts due between governmental and business-type activities which are presented as internal balances. At December 31, 2022, there were no interfund loans receivable/payable.

N. Interfund Activity

Transfers between governmental and business-type activities on the government-wide statements are reported in the same manner as general revenues. Transfers between governmental funds are eliminated for reporting of governmental activities on the government-wide financial statements.

Exchange transactions between funds are reported as revenues in the seller funds and as expenditures or expenses in the purchaser funds. Flows of cash or goods from one fund to another without a requirement for repayment are reported as interfund transfers. Interfund transfers are reported as other financing sources and uses in governmental funds, and after non-operating revenues and expenses in proprietary funds. Repayments from funds responsible for particular expenditures or expenses to the funds that initially paid for them are not presented on the BFS. Interfund services provided and used are not eliminated on the government-wide financial statements.

CITY OF PATASKALA, OHIO

NOTES TO THE BASIC FINANCIAL STATEMENTS
FOR THE YEAR ENDED DECEMBER 31, 2022

NOTE 2 - SUMMARY OF SIGNIFICANT ACCOUNTING POLICIES - (Continued)

O. Fund Balance

Fund balance is divided into five classifications based primarily on the extent to which the City is bound to observe constraints imposed upon the use of the resources in the governmental funds. The classifications are as follows:

Nonspendable - The nonspendable fund balance classification includes amounts that cannot be spent because they are not in spendable form or legally required to be maintained intact. The “not in spendable form” criterion includes items that are not expected to be converted to cash.

Restricted - Fund balance is reported as restricted when constraints are placed on the use of resources that are either externally imposed by creditors (such as through debt covenants), grantors, contributors, laws or regulations of other governments, or imposed by law through constitutional provisions or enabling legislation.

Committed - The committed fund balance classification includes amounts that can be used only for the specific purposes imposed by a formal action (ordinance) of City Council (the highest level of decision making authority). Those committed amounts cannot be used for any other purpose unless City Council removes or changes the specified use by taking the same type of action (ordinance) it employed to previously commit those amounts.

Committed fund balance also incorporates contractual obligations to the extent that existing resources in the fund have been specifically committed for use in satisfying those contractual requirements.

Assigned - Amounts in the assigned fund balance classification are intended to be used by the City for specific purposes, but do not meet the criteria to be classified as restricted nor committed. In governmental funds other than the general fund, assigned fund balance represents the remaining amount that is not restricted or committed. In the general fund, assigned amounts represent intended uses established by policies (resolution) of City Council, which includes giving the Finance Director the authority to constrain monies for intended purposes. This amount also includes an assigned fund balance for subsequent year appropriations that exceed estimated receipts.

Unassigned - Unassigned fund balance is the residual classification for the general fund and includes all spendable amounts not contained in one of the other classifications. In other governmental funds, the unassigned classification is only used to report a deficit fund balance resulting from overspending for specific purposes for which amounts had been restricted, committed, or assigned.

The City applies restricted resources first when expenditures are incurred for purposes for which restricted and unrestricted (committed, assigned, and unassigned) fund balance is available. Similarly, within unrestricted fund balance, committed amounts are reduced first followed by assigned, and then unassigned amounts when expenditures are incurred for purposes for which amounts in any of the unrestricted fund balance classifications could be used.

P. Estimates

The preparation of the BFS in conformity with GAAP requires management to make estimates and assumptions that affect the amounts reported in the BFS and accompanying notes. Actual results may differ from those estimates.

CITY OF PATASKALA, OHIO

**NOTES TO THE BASIC FINANCIAL STATEMENTS
FOR THE YEAR ENDED DECEMBER 31, 2022**

NOTE 2 - SUMMARY OF SIGNIFICANT ACCOUNTING POLICIES - (Continued)

Q. Net Position

Net position represents the difference between assets plus deferred outflows of resources less liabilities plus deferred inflows of resources. Net investment in capital assets consists of capital assets, net of accumulated depreciation, reduced by the outstanding balances of any borrowing used for the acquisition, construction or improvement of those assets. Deferred outflows of resources and deferred inflows of resources that are attributable to the acquisition, construction or improvement of those assets or related debt also are included in this component of net position. Net position is reported as restricted when there are limitations imposed on their use either through the enabling legislation or through external restrictions imposed by creditors, grantors or laws or regulations of other governments. The City applies restricted resources first when an expense is incurred for purposes for which both restricted and unrestricted net position is available.

R. Operating Revenues and Expenses

Operating revenues are those revenues that are generated directly from the primary activity of the proprietary funds. For the City, these revenues are charges for services for water and sewer programs. Operating expenses are necessary costs incurred to provide the good or service that are the primary activity of the fund. All revenues and expenses not meeting this definition are reported as nonoperating.

S. Minimum Fund Balance Policy

The City shall strive to maintain an unencumbered fund balance in line with established ranges, typically 25-35%, and which vary depending upon the fund type. The percentages are calculated using the actual or projected fund balance, and expressing it as a percentage of the relevant full-year expense budget.

T. Restricted Assets

Assets are reported as restricted when limitations on their use change the nature of normal understanding of the availability of the asset. Such constraints are either externally imposed by creditors, contributors, grantors, or laws of other governments, or are imposed by law through constitutional provision or enabling legislation.

Restricted assets represent certain resources which are segregated from other resources of the City. These assets are generally held in separate accounts of the City or by a trustee. Restricted assets represent permissive tax monies held by Licking County and retainage payable related to construction.

U. Extraordinary and Special Items

Extraordinary items are transactions or events that are both unusual in nature and infrequent in occurrence. Special items are transactions or events that are within the control of the City Council and that are either unusual in nature or infrequent in occurrence. Neither type of transaction occurred during 2022.

V. Unamortized Bond Premium and Discount/Unamortized Accounting Gain or Loss/Bond Issuance Costs

Bond premiums and discounts are deferred and amortized over the term of the bonds using the straight-line method, which approximates the effective interest method. Bond premiums are presented as an addition to the face amount of the bonds and bond discounts are presented as a reduction to the face amount of the bonds.

For advance refundings resulting in the defeasance of debt, the difference between the reacquisition price and the net carrying amount of the old debt is deferred and amortized as a component of interest expense. This accounting gain or loss is amortized over the remaining life of the old debt or the life of the new debt, whichever is shorter, and is presented as a deferred outflow of resources.

CITY OF PATASKALA, OHIO

NOTES TO THE BASIC FINANCIAL STATEMENTS
FOR THE YEAR ENDED DECEMBER 31, 2022

NOTE 2 - SUMMARY OF SIGNIFICANT ACCOUNTING POLICIES - (Continued)

On the governmental fund financial statements, bond premiums and discounts are recognized in the current period. The reconciliation between the bonds face value and the amount reported on the statement of net position is presented in Note 13.

Bond issuance costs are expensed when they occur.

W. Pensions/Other Postemployment Benefits (OPEB)

For purposes of measuring the net pension/OPEB liability, net pension asset, net OPEB asset, deferred outflows of resources and deferred inflows of resources related pensions/OPEB, and pension/OPEB expense, information about the fiduciary net position of the pension/OPEB plans and additions to/deductions from their fiduciary net position have been determined on the same basis as they are reported by the pension/OPEB plan. For this purpose, benefit payments (including refunds of employee contributions) are recognized when due and payable in accordance with the benefit terms. The pension/OPEB plans report investments at fair value.

X. Fair Value Measurements

The City categorizes its fair value measurements within the fair value hierarchy established by generally accepted accounting principles. The hierarchy is based on the valuation inputs used to measure the fair value of the asset. Level 1 inputs are quoted prices in active markets for identical assets; Level 2 inputs are significant other observable inputs, like quoted prices in markets that are not considered to be active, dealer quotations or alternative pricing sources for similar assets or liabilities for which significant inputs are observable; Level 3 inputs are significant unobservable inputs.

NOTE 3 - ACCOUNTABILITY AND COMPLIANCE

Change in Accounting Principles

For 2022, the City has implemented GASB Statement No. 87, "Leases", GASB Implementation Guide 2019-3, "Leases", GASB Implementation Guide 2020-1, "Implementation Guide Update - 2020", GASB Statement No. 91, "Conduit Debt Obligations", GASB Statement No. 92, "Omnibus 2020", GASB Statement No. 93, "Replacement of Interbank Offered Rates", GASB Statement No. 97, "Certain Component Unit Criteria, and Accounting and Financial Reporting for Internal Revenue Code Section 457 Deferred Compensation Plans—an amendment of GASB Statements No. 14 and No. 84, and a supersession of GASB Statement No. 32" and certain paragraphs of GASB Statement No. 99, "Omnibus 2022".

GASB Statement No. 87 and GASB Implementation Guide 2019-3 enhance the relevance and consistency of information of the government's leasing activities. It establishes requirements for lease accounting based on the principle that leases are financings of the right to use an underlying asset. A lessee is required to recognize a lease liability and an intangible right to use lease asset, and a lessor is required to recognize a lease receivable and a deferred inflow of resources.

These changes were incorporated in the City's 2022 financial statements. The City recognized \$396,046 in governmental activities in leases receivable at January 1, 2022, due to the implementation of GASB 87; however, this entire amount was offset by deferred inflows of resources for leases. The City also recognized \$17,097 in governmental activities in leases payable and \$4,114 in business-type activities in leases payable at January 1, 2022; however, these entire amounts were offset by the intangible asset, right to use lease - equipment.

CITY OF PATASKALA, OHIO

NOTES TO THE BASIC FINANCIAL STATEMENTS FOR THE YEAR ENDED DECEMBER 31, 2022

NOTE 3 - ACCOUNTABILITY AND COMPLIANCE - (Continued)

GASB Implementation Guide 2020-1 provides clarification on issues related to previously established GASB guidance. The implementation of GASB Implementation Guide 2020-1 did not have an effect on the financial statements of the City.

GASB Statement No. 91 provides a single method of reporting conduit debt obligations by issuers and eliminate diversity in practice associated with (1) commitments extended by issuers, (2) arrangements associated with conduit debt obligations, and (3) related note disclosures. This Statement achieves those objectives by clarifying the existing definition of a conduit debt obligation; establishing that a conduit debt obligation is not a liability of the issuer; establishing standards for accounting and financial reporting of additional commitments and voluntary commitments extended by issuers and arrangements associated with conduit debt obligations; and improving required note disclosures. The implementation of GASB Statement No. 91 did not have an effect on the financial statements of the City.

GASB Statement No. 92 enhances comparability in accounting and financial reporting and to improve the consistency of authoritative literature by addressing practice issues that have been identified during implementation and application of certain GASB Statements. The implementation of GASB Statement No. 92 did not have an effect on the financial statements of the City.

GASB Statement No. 93 establishes accounting and financial reporting requirements related to the replacement of Interbank Offered Rates (IBORs) in hedging derivative instruments and leases. It also identifies appropriate benchmark interest rates for hedging derivative instruments. The implementation of GASB Statement No. 93 did not have an effect on the financial statements of the City.

GASB Statement No. 97 is to (1) increase consistency and comparability related to the reporting of fiduciary component units in circumstances in which a potential component unit does not have a governing board and the primary government performs the duties that a governing board typically would perform; (2) mitigate costs associated with the reporting of certain defined contribution pension plans, defined contribution other postemployment benefit (OPEB) plans, and employee benefit plans other than pension plans or OPEB plans (other employee benefit plans) as fiduciary component units in fiduciary fund financial statements; and (3) enhance the relevance, consistency, and comparability of the accounting and financial reporting for Internal Revenue Code (IRC) Section 457 deferred compensation plans (Section 457 plans) that meet the definition of a pension plan and for benefits provided through those plans. The implementation of GASB Statement No. 97 did not have an effect on the financial statements of the City.

GASB Statement No. 99 is to enhance comparability in accounting and financial reporting and to improve the consistency of authoritative literature by addressing (1) practice issues that have been identified during implementation and application of certain GASB Statements and (2) accounting and financial reporting for financial guarantees. The implementation of GASB Statement No. 99 did not have an effect on the financial statements of the City.

NOTE 4 - DEPOSITS AND INVESTMENTS

State statutes classify monies held by the City into three categories.

Active deposits are public deposits necessary to meet current demands on the treasury. Such monies must be maintained either as cash in the City treasury, in commercial accounts payable or withdrawable on demand, including negotiable order of withdrawal (NOW) accounts, or in money market deposit accounts.

Inactive deposits are public deposits that the City Council has identified as not required for use within the current five-year period of designation of depositories. Inactive deposits must either be evidenced by certificates of deposit maturing not later than the end of the current period of designation of depositories, or by savings or deposit accounts including, but not limited to, passbook accounts.

CITY OF PATASKALA, OHIO

NOTES TO THE BASIC FINANCIAL STATEMENTS
FOR THE YEAR ENDED DECEMBER 31, 2022

NOTE 4 - DEPOSITS AND INVESTMENTS - (Continued)

Interim deposits are deposits of those monies which are not needed for immediate use, but which will be needed before the end of the current period of designation of depositories. Interim deposits must be evidenced by time certificates of deposit maturing not more than one (1) year from the date of deposit or by savings or deposit accounts including passbook accounts.

Interim monies may be deposited or invested in the following securities:

1. United States Treasury Notes, Bills, Bonds, or any other obligation or security issued by the United States Treasury or any other obligation guaranteed as to principal and interest by the United States;
2. Bonds, notes, debentures, or any other obligations or securities issued by any federal government agency or instrumentality, including, but not limited to, the Federal National Mortgage Association, Federal Home Loan Bank, Federal Farm Credit Bank, Federal Home Loan Mortgage Corporation, and Government National Mortgage Association. All federal agency securities shall be direct issuances of federal government agencies or instrumentalities;
3. Written repurchase agreements in the securities listed above provided that the market value of the securities subject to the repurchase agreement must exceed the principal value of the agreement by at least two percent and be marked to market daily, and that the term of the agreement must not exceed thirty days;
4. Bonds and other obligations of the State of Ohio, and with certain limitations including a requirement for maturity within ten years from the date of settlement, bonds and other obligations of political subdivisions of the State of Ohio, if training requirements have been met;
5. Time certificates of deposit or savings or deposit accounts including, but not limited to, passbook accounts;
6. No-load money market mutual funds consisting exclusively of obligations described in items (1) or (2) above and repurchase agreements secured by such obligations, provided that investments in securities described in this division are made only through eligible institutions;
7. The State Treasurer's investment pool, the State Treasury Asset Reserve of Ohio (STAR Ohio);
8. Certain bankers' acceptances (for a period not to exceed one hundred eighty days) and commercial paper notes (for a period not to exceed two hundred seventy days) in an amount not to exceed 40 percent of the interim monies available for investment at any one time if training requirements have been met;
9. Under limited circumstances, corporate debt interests rated in either of the two highest classifications by at least two nationally recognized rating agencies.
10. Time certificates of deposit (CDs) in authorized depositories, provided those funds are properly insured or collateralized as provided in Ohio Revised Code Section 135.18. The payment of the principal and interest thereon for which eligible securities are pledged must be paid and deposited with the City or qualified and approved trustee.
11. Negotiable time certificates of deposit (negotiable CDs) which have a secondary market in which to trade such securities. The underlying issuer must be covered by FDIC insurance, and the amount of the acquired security is limited to ninety seven percent (97%) of the available FDIC coverage. For example, an investment in a negotiable certificate of deposit (CD) would be limited to \$242,500 assuming FDIC coverage limit of \$250,000.

Protection of the deposits is provided by the Federal Deposit Insurance Corporation (FDIC), by eligible securities pledged by the financial institution as security for repayment, or by the financial institutions participation in the Ohio Pooled Collateral System (OPCS), a collateral pool of eligible securities deposited with a qualified trustee and pledged to the Treasurer of State to secure the repayment of all public monies deposited in the financial institution.

CITY OF PATASKALA, OHIO

NOTES TO THE BASIC FINANCIAL STATEMENTS
FOR THE YEAR ENDED DECEMBER 31, 2022

NOTE 4 - DEPOSITS AND INVESTMENTS - (Continued)

Investments in stripped principal or interest obligations, reverse repurchase agreements and derivatives are prohibited. The issuance of taxable notes for the purpose of arbitrage, the use of leverage and short selling are also prohibited. Except as noted above, an investment must mature within five years from the date of purchase unless matched to a specific obligation or debt of the City, and must be purchased with the expectation that it will be held to maturity. Investments may only be made through specified dealers and institutions. Payment for investments may be made only upon delivery of the securities representing the investments to the Finance Director or, if the securities are not represented by a certificate, upon receipt of confirmation of transfer from the custodian.

A. Cash with Fiscal and Escrow Agent

At year end, the City had \$473,587 on deposit with the Licking County Treasurer for permissive tax collections. The data regarding insurance and collateralization can be obtained from the Licking County Annual Comprehensive Financial Report for the year ended December 31, 2022. This amount is not included in the City's depository balance detailed in Note 4.B.

B. Deposits with Financial Institutions

At December 31, 2022, the carrying amount of all City deposits was \$17,224,403 and the bank balance of all City deposits was \$17,541,846. Of the bank balance, \$16,588,120 was covered by the FDIC and \$953,726 was covered by the Ohio Pooled Collateral System or had the potential to be exposed to custodial credit risk as described below.

Custodial credit risk is the risk that, in the event of bank failure, the City will not be able to recover deposits or collateral securities that are in the possession of an outside party. The City has no deposit policy for custodial credit risk beyond the requirements of State statute. Ohio law requires that deposits either be insured or protected by (1) eligible securities pledged to the City's and deposited with a qualified trustee by the financial institution as security for repayment whose market value at all times shall be at least 105 percent of the deposits being secured, or (2) participation in the OPCS, a collateral pool of eligible securities deposited with a qualified trustee and pledged to the Treasurer of State to secure the repayment of all public monies deposited in the financial institution. OPCS requires the total market value of the securities pledged to be 102 percent of the deposits being secured or a rate set by the Treasurer of State. Although all statutory requirements for the deposit of money had been followed, noncompliance with Federal requirements could potentially subject the City to a successful claim by the FDIC.

C. Investments

Investments are reported at fair value. As of December 31, 2022, the City had the following investments:

Measurement/ investment type	Measurement Amount	Investment Maturities				
		6 months or less	7 to 12 months	13 to 18 months	19 to 24 months	Greater than 24 months
<i>Fair value:</i>						
Negotiable CD's	10,535,583	1,249,186	946,099	1,286,190	1,386,336	5,667,772
FHLB	442,069	-	-	-	-	442,069
<i>Amortized cost:</i>						
STAR Ohio	3,326,792	3,326,792	-	-	-	-
Total	\$ 14,304,444	\$ 4,575,978	\$ 946,099	\$ 1,286,190	\$ 1,386,336	\$ 6,109,841

The weighted average maturity of investments is 1.75 years.

The City's investments in negotiable CD's and FHLB securities are valued using quoted prices in markets that are not considered to be active, dealer quotations or alternative pricing sources for similar assets or liabilities for which all significant inputs are observable, either directly or indirectly (Level 2 inputs).

CITY OF PATASKALA, OHIO

NOTES TO THE BASIC FINANCIAL STATEMENTS
FOR THE YEAR ENDED DECEMBER 31, 2022

NOTE 4 - DEPOSITS AND INVESTMENTS - (Continued)

Interest Rate Risk - As a means of limiting its exposure to fair value losses caused by rising interest rates, the City’s investment policy requires that operating funds be invested primarily in short-term investments maturing within five (5) years from the date of purchase and that the City’s investment portfolio be structured so that the securities mature to meet cash requirements for ongoing operations and/or long-term debt payments. The stated intent of the policy is to avoid the need to sell securities prior to maturity (e.g., ‘buy and hold’).

Custodial Credit Risk: For an investment, custodial credit risk is the risk that, in the event of the failure of the counterparty, the City will not be able to recover the value of its investments or collateral securities that are in the possession of an outside party. The City has a policy which states that all security transactions, including collateral for repurchase agreements, entered into by the City shall be conducted on a delivery-versus-payment (DVP) basis. That is, broker/dealers will not be paid until the securities purchased are delivered to the City or to the City’s designated centralized safekeeping account. The securities will be held by centralized safekeeping at a qualified financial institution, hereafter designated “custodian”. The centralized custodian will be designated by the Finance Director. The securities will be free and clear of any lien. The custodian will issue a safekeeping receipt to the City, listing the instrument, maturity date and rate. Month-end reports will also be provided to the City by the custodian, including held securities, book and market values, in addition to a written custodial agreement. The City’s investments in negotiable CD’s are covered by the FDIC.

Credit Risk: Standard’s & Poor’s has assigned STAR Ohio an AAAM money market rating. The City’s investment policy does not specifically address credit risk beyond the adherence to all relevant sections of the Ohio Revised Code. The City’s investment in FHLB federal agency securities were rated AA+ and Aaa by Standard & Poor’s and Moody’s Investor Services, respectively.

Concentration of Credit Risk - The City places no limit on the amount it may invest in any one issuer.

The following is the City’s allocation as of December 31, 2022:

<u>Measurement/ investment type</u>	<u>Measurement Amount</u>	<u>% to Total</u>
<i>Fair value:</i>		
Negotiable CD's	10,535,583	73.65
FHLB	442,069	3.09
<i>Amortized cost:</i>		
STAR Ohio	<u>3,326,792</u>	<u>23.26</u>
Total	<u>\$ 14,304,444</u>	<u>100.00</u>

D. Reconciliation of Cash and Investments to the Statement of Net Position

The following is a reconciliation of cash and investments as reported in the note above to cash and investments as reported on the statement of net position as of December 31, 2022:

<u>Cash and Investments per Note</u>	
Carrying amount of deposits	\$ 17,224,403
Investments	14,304,444
Cash with fiscal and escrow agent	<u>473,587</u>
Total	<u>\$ 32,002,434</u>

<u>Cash and Investments per Statement of Net Position</u>	
Governmental activities	\$ 20,544,998
Business type activities	11,452,679
Custodial funds	<u>4,757</u>
Total	<u>\$ 32,002,434</u>

CITY OF PATASKALA, OHIO

NOTES TO THE BASIC FINANCIAL STATEMENTS
FOR THE YEAR ENDED DECEMBER 31, 2022

NOTE 5 - INTERFUND TRANSACTIONS

Interfund transfers for the year ended December 31, 2022, consisted of the following:

<u>Transfer to</u>	<u>Transfer from</u>		
	<u>Police</u>	<u>Nonmajor Governmental Funds</u>	<u>Total</u>
Debt service (a nonmajor governmental fund)	\$ 22,500	\$ 251,694	\$ 274,194
Total	<u>\$ 22,500</u>	<u>\$ 251,694</u>	<u>\$ 274,194</u>

Transfers are used to move revenues from the fund that statute or budget requires to collect them to the fund that statute or budget requires to expend them; to move unrestricted revenues collected in the general fund to finance various programs accounted for in other funds in accordance with budgetary authorizations; to provide additional resources for current operations or debt service; reclassification of prior year distributed monies, to segregate money for anticipated capital projects; and to return money to the fund from which it was originally provided once a project is completed. The transfers out of the police fund and the nonmajor governmental funds to the debt service fund were for debt service payments.

Transfers were made in accordance with Ohio Revised Code Sections 5705.14, 5705.15 and 5705.16.

Transfers between governmental funds are eliminated on the government-wide financial statements.

NOTE 6 - PROPERTY TAXES

Property taxes include amounts levied against all real and public utility property located in the City. Taxes collected from real property taxes (other than public utility) in one calendar year are levied in the preceding calendar year on the assessed value as of January 1 of that preceding year, the lien date. Assessed values are established by the County Auditor at thirty-five percent (35%) of appraised market value. All property is required to be revalued every six (6) years. Real property taxes are payable annually or semi-annually. If paid annually, payment is due December 31; if paid semi-annually, the first payment is due December 31, with the remainder payable by June 20. Under certain circumstances, State statute permits later payment dates to be established.

Public utility real and tangible personal property taxes collected in one calendar year are levied in the preceding calendar year on assessed values determined as of December 31 of the second year preceding the tax collection year, the lien date. Public utility tangible personal property is assessed at varying percentages of true value; public utility real property is assessed at 35 percent of true value. 2022 public utility property taxes became a lien December 31, 2021, are levied after October 1, 2022, and are collected in 2023 with real property taxes. Public utility property taxes are payable on the same dates as real property taxes described previously.

The Licking County Treasurer collects property taxes on behalf of all taxing districts in the County, including the City of Pataskala. The Licking County Auditor periodically remits to the City its portion of the taxes collected. Property taxes receivable represents real property taxes, public utility taxes and outstanding delinquencies which are measurable as of December 31, 2022 and for which there is an enforceable legal claim.

In the governmental funds, the current portion receivable has been offset by a deferred inflow of resources since the current taxes were not levied to finance 2022 operations and the collection of delinquent taxes has been offset by a deferred inflow of resources since the collection of the taxes during the available period is not subject to reasonable estimation. On a full accrual basis, collectible delinquent property taxes have been recorded as a receivable and revenue while on a modified accrual basis the revenue is deferred.

The full tax rate for all City operations for the year ended December 31, 2022 was \$2.90 per \$1,000 of assessed value.

CITY OF PATASKALA, OHIO

NOTES TO THE BASIC FINANCIAL STATEMENTS
FOR THE YEAR ENDED DECEMBER 31, 2022

NOTE 6 - PROPERTY TAXES - (Continued)

The assessed values of real and tangible personal property upon which 2022 property tax receipts were based are as follows:

Real Property	\$ 491,105,267
Public Utility	<u>38,632,410</u>
Total Assessed Value	<u>\$ 529,737,677</u>

NOTE 7 - INCOME TAXES

The City levies a voted income tax of one percent (1.0%) on all income earned within the City (including business net profits), as well as on earned income of Pataskala residents earned outside the City. The City has a mandatory filing requirement for all residents and businesses operating in the City.

Employers within the City are required to withhold the tax on employee earnings, and to remit the tax to the City at least quarterly. Corporations and other individual taxpayers are also required to pay their estimated tax at least quarterly, and file a final return annually.

Income tax revenue is credited to four funds. During 2022, of the tax levied, the Street fund received 44.10%, the Police fund received 45.00%, the Debt Service fund (a nonmajor governmental fund) received 9.40% and the Capital Improvements fund (a nonmajor governmental fund) received 1.50%. The revenues allocated to the funds shall be used for operations specific to those departments. Income tax collections allocated to the street, police, debt service and capital improvement funds totaled \$3,528,198; \$3,579,034; \$692,673; and \$118,780, respectively, for the year ended December 31, 2022.

RITA administers and collects income taxes for the City. Payments are remitted semi-monthly, net of estimated collection fees of three percent (3.0%). In June the year following collection, RITA calculates the actual cost of collection and either: (1) rebates the overpayment amount; or (2) charges the entity for underpayment. In 2022, the City was notified that its 2021 cost of collection was 2.20%, and the rebate amount was \$50,261. The JEDD income taxes are administered and collected by the City of Newark.

The Pataskala Corporate Park Joint Economic Development District fund (a nonmajor governmental fund) receives income taxes from collections within the Pataskala Corporate Park which are restricted for improvements within the park. This fund did not receive any income tax in 2022.

NOTE 8 - RECEIVABLES

- A. Receivables at December 31, 2022, consisted of income taxes, property taxes, accounts (billings for user charged services), special assessments, accrued interest, payments in lieu of taxes, and intergovernmental receivables arising from grants, entitlements and shared revenue. All intergovernmental receivables have been classified as “due from other governments” on the BFS. Receivables have been recorded to the extent that they are measurable at December 31, 2022.

CITY OF PATASKALA, OHIO

NOTES TO THE BASIC FINANCIAL STATEMENTS
FOR THE YEAR ENDED DECEMBER 31, 2022

NOTE 8 – RECEIVABLES - (Continued)

A summary of the principal items of receivables reported on the statement of net position follows:

Governmental activities:

Income taxes	\$ 3,257,601
Real and other taxes	1,330,392
Accounts	108,069
Special assessments	1,283
Accrued interest	18,972
Payments in lieu of taxes	122,696
Due from other governments	818,794
Leases	489,208

Business-type activities:

Accounts	781,562
Special assessments	289,870
Accrued interest	10,137
Due from other governments	400

Receivables have been disaggregated on the face of the BFS. All receivables are expected to be collected within the subsequent year.

B. Leases Receivable

The City is reporting leases receivable of \$165,519 in the general fund and \$323,689 in the capital facilities fund. For 2022, the City recognized lease revenue of \$77,866, which is reported in rental income, and interest revenue of \$21,930.

The City has entered into lease agreements for building space with multiple companies at varying years and terms as follows:

<u>Lease</u>	<u>Lease Commencement Date</u>	<u>Years</u>	<u>Lease End Date</u>	<u>Payment Method</u>
LC Health	2022	5	2027	Monthly
Hoovler Insurance	2022	4	2026	Monthly
COTC	2022	5	2026	Monthly
Chamber of Commerce	2022	17	2039	Monthly
Cell Tower	2022	7	2029	Yearly
LCAPP	2022	5	2027	Monthly

CITY OF PATASKALA, OHIO

NOTES TO THE BASIC FINANCIAL STATEMENTS
FOR THE YEAR ENDED DECEMBER 31, 2022

NOTE 8 – RECEIVABLES - (Continued)

Lease payments will be paid into the general fund and the capital facilities fund. The following is a schedule of future lease payments under the lease agreements:

Fiscal Year Ending <u>December 31,</u>	<u>Principal</u>	<u>Interest</u>	<u>Total</u>
2023	\$ 87,198	\$ 23,173	\$ 110,371
2024	92,574	18,711	111,285
2025	98,252	13,975	112,227
2026	94,715	9,126	103,841
2027	53,870	5,157	59,027
2028 - 2032	44,120	7,728	51,848
2033 - 2037	13,466	3,035	16,501
2038 - 2039	<u>5,013</u>	<u>211</u>	<u>5,224</u>
Total	<u>\$ 489,208</u>	<u>\$ 81,116</u>	<u>\$ 570,324</u>

NOTE 9 - TAX INCREMENT FINANCING (TIF) DISTRICT

The City, pursuant to the Ohio Revised Code and City ordinances, has established a Tax Increment Financing District, or TIF. A TIF represents a designated geographic area wherein property values created after the commencement date of the TIF are exempt, in whole or in part, from property taxes. Owners of such property, however, must pay amounts equal to the property taxes, known as “payments in lieu of taxes” (PILOT), as though the TIF had not been established. These “PILOT” payments are then dedicated to the payments for various public improvements within or adjacent to the TIF area. Property values existing before the commencement date of a TIF continue to be subjected to property taxes.

The City established the State Route 310 TIF fund which shall be maintained in the custody of the City. This fund shall receive PILOT revenues and property rollback payments and any money recorded in this fund may only be used for public infrastructure improvements associated with State Route 310 North and South TIF service areas as defined by Ordinance.

On July 6, 2021, City Council authorized the creation of the Refugee Road/Mink Street Tax Incremental Financing District pursuant to the Ohio Revised Code declaring that the increase in assessed value and providing for the exemption of 100% of the improvements from real property taxation constructed on new parcels and ending on the earlier of 30 years after such date such parcels appeared on the real estate tax lists or the date on which the City can no longer require service payments in lieu of taxes on any improvements within the TIF district. At December 31, 2022, no collections on this TIF have taken place.

PILOT revenue for 2022 was \$249,175 in the statement of activities. The TIF has longevity of the shorter period of 10 years or until there is no money available to be spent for the TIF areas. Any unspent funds remaining after the 10 year period shall be returned to the City’s general fund in accordance with Ohio Revised Code Section 5709.43. The property tax exemption then ceases; PILOTs cease and property taxes then apply to the increased property values.

CITY OF PATASKALA, OHIO

NOTES TO THE BASIC FINANCIAL STATEMENTS
FOR THE YEAR ENDED DECEMBER 31, 2022

NOTE 10 - CAPITAL ASSETS

- A. Due to the implementation of GASB Statement No. 87 (see Note 3.A for detail), the City has reported capital assets for the right to use leased equipment which is reflected in the schedule below. Governmental activities capital asset activity for the year ended December 31, 2022, was as follows.

<u>Governmental activities:</u>	<u>Restated Balance 12/31/21</u>	<u>Additions</u>	<u>Disposals</u>	<u>Balance 12/31/22</u>
<i>Capital assets, not being depreciated/amortized:</i>				
Land	\$ 1,315,414	\$ -	\$ -	\$ 1,315,414
Land improvements	17,077	-	-	17,077
Construction in progress	<u>870,796</u>	<u>1,117,454</u>	<u>(873,784)</u>	<u>1,114,466</u>
Total capital assets, not being depreciated/amortized	<u>2,203,287</u>	<u>1,117,454</u>	<u>(873,784)</u>	<u>2,446,957</u>
<i>Capital assets, being depreciated/amortized:</i>				
Land improvements	591,890	-	-	591,890
Buildings and improvements	8,108,424	11,475	-	8,119,899
Equipment	1,230,638	127,322	-	1,357,960
Vehicles	3,761,827	99,826	(300,415)	3,561,238
Infrastructure	45,261,053	2,250,444	-	47,511,497
Intangible right to use:				
Leased equipment	<u>17,097</u>	<u>20,968</u>	<u>-</u>	<u>38,065</u>
Total capital assets, being depreciated/amortized	<u>58,970,929</u>	<u>2,510,035</u>	<u>(300,415)</u>	<u>61,180,549</u>
<i>Less: accumulated depreciation/amortization:</i>				
Land improvements	(229,781)	(24,069)	-	(253,850)
Buildings and improvements	(1,443,219)	(198,218)	-	(1,641,437)
Equipment	(703,218)	(73,556)	-	(776,774)
Vehicles	(2,793,398)	(204,567)	295,165	(2,702,800)
Infrastructure	(13,516,214)	(2,084,834)	-	(15,601,048)
Intangible right to use:				
Leased equipment	<u>-</u>	<u>(7,897)</u>	<u>-</u>	<u>(7,897)</u>
Total accumulated depreciation/amortized	<u>(18,685,830)</u>	<u>(2,593,141)</u>	<u>295,165</u>	<u>(20,983,806)</u>
Total capital assets, being depreciated/amortized, net	<u>40,285,099</u>	<u>(83,106)</u>	<u>(5,250)</u>	<u>40,196,743</u>
Governmental activities capital assets, net	<u>\$ 42,488,386</u>	<u>\$ 1,034,348</u>	<u>\$ (879,034)</u>	<u>\$ 42,643,700</u>

CITY OF PATASKALA, OHIO

NOTES TO THE BASIC FINANCIAL STATEMENTS
FOR THE YEAR ENDED DECEMBER 31, 2022

NOTE 10 - CAPITAL ASSETS - (Continued)

Depreciation/amortization expense was charged to functions/programs of the City as follows:

Governmental activities:

General government	\$ 340,432
Security of persons and property	234,952
Transportation	1,986,489
Leisure time activity	<u>31,268</u>
Total Depreciation/Amortization Expense - Governmental Activities	<u>\$ 2,593,141</u>

THIS SPACE INTENTIONALLY LEFT BLANK

CITY OF PATASKALA, OHIO

NOTES TO THE BASIC FINANCIAL STATEMENTS
FOR THE YEAR ENDED DECEMBER 31, 2022

NOTE 10 - CAPITAL ASSETS - (Continued)

B. Due to the implementation of GASB Statement No. 87 (see Note 3.A for detail), the City has reported capital assets for the right to use leased equipment which is reflected in the schedule below. Business-type activities capital asset activity for the year ended December 31, 2022, was as follows.

<u>Business-type activities:</u>	Restated Balance 12/31/21	<u>Additions</u>	<u>Disposals</u>	Balance 12/31/22
<i>Capital Assets, Not Being Depreciated/Amortized:</i>				
Land	\$ 654,893	\$ -	\$ -	\$ 654,893
Construction in progress	<u>1,370,456</u>	<u>1,113,788</u>	<u>(89,600)</u>	<u>2,394,644</u>
Total Capital Assets, Not Being Depreciated/Amortized	<u>2,025,349</u>	<u>1,113,788</u>	<u>(89,600)</u>	<u>3,049,537</u>
<i>Capital Assets, Being Depreciated/Amortized:</i>				
Land improvements	11,647,993	122,010	-	11,770,003
Buildings and improvements	2,791,902	-	-	2,791,902
Equipment	204,920	32,620	-	237,540
Vehicles	368,224	51,841	(21,300)	398,765
Infrastructure	12,571,077	373,024	-	12,944,101
Intangible right to use:				
Leased equipment	<u>4,114</u>	<u>-</u>	<u>-</u>	<u>4,114</u>
Total Capital Assets, Being Depreciated/Amortized	<u>27,588,230</u>	<u>579,495</u>	<u>(21,300)</u>	<u>28,146,425</u>
<i>Less: Accumulated Depreciation/Amortization:</i>				
Land improvements	(4,601,038)	(287,298)	-	(4,888,336)
Buildings and improvements	(2,190,156)	(57,378)	-	(2,247,534)
Equipment	(130,500)	(14,605)	-	(145,105)
Vehicles	(269,854)	(21,899)	21,300	(270,453)
Infrastructure	(6,194,398)	(221,772)	-	(6,416,170)
Intangible right to use:				
Leased equipment	<u>-</u>	<u>(2,244)</u>	<u>-</u>	<u>(2,244)</u>
Total Accumulated Depreciation/Amortization	<u>(13,385,946)</u>	<u>(605,196)</u>	<u>21,300</u>	<u>(13,969,842)</u>
Total Capital Assets, Being Depreciated/Amortized, Net	<u>14,202,284</u>	<u>(25,701)</u>	<u>-</u>	<u>14,176,583</u>
Business-Type Activities Capital Assets, Net	<u>\$ 16,227,633</u>	<u>\$ 1,088,087</u>	<u>\$ (89,600)</u>	<u>\$ 17,226,120</u>

Depreciation/Amortization expense was charged to fund's (business-type activities) of the City as follows:

Business-type activities:

Water	\$ 320,699
Sewer	<u>284,497</u>

Total Depreciation/Amortization Expense - Business Type Activities **\$ 605,196**

CITY OF PATASKALA, OHIO

NOTES TO THE BASIC FINANCIAL STATEMENTS
FOR THE YEAR ENDED DECEMBER 31, 2022

NOTE 11 - OTHER EMPLOYEE BENEFITS

Compensated Absences

Employees earn vacation at different rates which are also affected by length of service. Vacation is accrued each pay and may be carried over within established limits. The maximum number of hours which may be accrued is based on years of service. Vacation and sick leave accumulated by governmental fund type employees has been recorded in the statement of net position to the extent they were not paid using current expendable available resources. Vacation and sick leave earned by proprietary funds type employees is expensed when earned and has been recorded in the respective fund.

Employees are permitted to earn compensatory-time in lieu of being paid overtime, and may accrue a maximum of hours and may be carried forward to the next year.

As of December 31, 2022, the liability for compensated absences in governmental activities and business-type activities was \$174,317 and \$57,338, respectively. Amounts due within one year for compensated absences was \$137,883 and \$45,516 in the governmental activities and business-type activities, respectively.

NOTE 12 - NOTES PAYABLE - FINANCE PURCHASE

In the current year, the City entered into notes payable - finance purchase agreements for a dump truck. In the previous years, the City entered into notes payable - finance purchase agreements for the acquisition of a service truck, dump truck, copiers, mini track hoe, skid steer, and dump truck with equipment. These agreements meet the criteria of a notes payable – finance purchase. Notes payable - finance purchase payments have been reclassified and are reflected as debt service expenditures in the basic financial statements. These expenditures are reflected as program/function expenditures on a budgetary basis.

Vehicles and equipment in the amount of \$832,358 have been capitalized, which is equal to the present value of the future minimum lease payment at the time of acquisition. A corresponding liability was recorded. Accumulated depreciation on the vehicles and equipment totaled \$159,532, leaving a current book value of \$672,826.

Principal and interest payments in 2022 of \$1,051 and \$15, respectively, are reported as debt service payments of the general fund. Principal and interest payments of \$164,637 and \$11,275, respectively, are reported as debt service payments in the street fund. Principal and interest payments of \$1,440 and \$21 respectively, are reported as debt service payments in the police fund.

The following is a schedule of the future minimum finance purchase payments required under the notes payable - finance purchases and the present value of the future minimum finance purchase payments as of December 31, 2022:

<u>Fiscal Year Ending</u> <u>December 31,</u>	<u>Amount</u>
2023	\$ 142,467
2024	119,423
2025	80,940
2026	<u>40,088</u>
Total minimum finance purchase payment	382,918
Less: amount representing interest	<u>(24,247)</u>
Present value of minimum finance purchase payments	<u>\$ 358,671</u>

CITY OF PATASKALA, OHIO

NOTES TO THE BASIC FINANCIAL STATEMENTS
FOR THE YEAR ENDED DECEMBER 31, 2022

NOTE 13 - LONG-TERM OBLIGATIONS

- A. Due to the implementation of GASB Statement No. 87 (see Note 3.A for detail), the City has reported obligations for leases payable which are reflected in the schedule below. During 2022, the following activity occurred in the City's governmental long-term obligations.

	Restated Balance 12/31/21	Additions	Reductions	Balance 12/31/22	Amounts Due in One Year
Governmental activities:					
<u>General Obligation Bonds</u>					
Series 2014 general obligation bonds	\$ 4,665,000	\$ -	\$ (305,000)	\$ 4,360,000	\$ 310,000
Series 2018 police facility bonds	3,835,000	-	(270,000)	3,565,000	280,000
Total General Obligation Bonds	8,500,000	-	(575,000)	7,925,000	590,000
<u>Direct Borrowings</u>					
Miscellaneous loans payable	139,285	-	(122,500)	16,785	16,785
OPWC loans	172,228	-	(14,968)	157,260	14,967
Total Direct Borrowings	311,513	-	(137,468)	174,045	31,752
<u>Other Obligations</u>					
Leases payable	17,097	20,968	(6,944)	31,121	9,909
Notes payable - finance purchase	338,077	187,722	(167,128)	358,671	130,630
Net pension liability	4,710,190	-	(769,930)	3,940,260	-
Net OPEB liability	559,057	14,785	-	573,842	-
Compensated absences	128,251	322,377	(276,311)	174,317	137,883
Total Other Obligations	5,752,672	545,852	(1,220,313)	5,078,211	278,422
Total Governmental Activities Long-Term Obligations	\$ 14,564,185	\$ 545,852	\$ (1,932,781)	13,177,256	\$ 900,174
Add: unamortized premium on bond issuance				147,226	
Total Reported on Statement of Net Position				\$ 13,324,482	

Series 2014 General Obligation Bonds: On October 30, 2014, the City issued \$6,630,000 in Series 2014 general obligation bonds to refund the bond anticipation notes - Series 2013B and bond anticipation notes - Series 2014, as well as to provide \$1,955,000 in proceeds for street projects. This bond issue was part of an overall bond issue of \$9,390,000 with \$2,760,000 being reported in the business-type activities (see Note 13.B). The bonds carry interest rates ranging from 2.00-4.00% and have a final maturity date of December 1, 2034. Principal and interest payments are made from the Debt Service fund (a nonmajor governmental fund).

Series 2018 Police Facilities Bonds: On February 20, 2018, the City issued \$4,600,000 in general obligation bonds to construct a new police station. The issue is comprised of current interest bonds, par value \$4,600,000. The interest rates on the current interest bonds is 2.74%. Interest payments on the current interest bonds are due on June 1 and December 1 of each year. The final maturity stated in the issue is December 1, 2033. Principal and interest payments are made from the Debt Service fund (a nonmajor governmental fund).

Miscellaneous Loans: During 2014, the City entered into a loan agreement with the State of Ohio Development Service Agency for a Local Government Innovation Fund (LGIF) Loan in the amount of \$174,285 for a Multi-Agency Radio Communications System (MARCS) that will be shared with the West Licking Joint Fire District. The loan is a 0% loan and has a final maturity date of April 30, 2023. Principal and interest payments are made from the Debt Service fund (a nonmajor governmental fund).

CITY OF PATASKALA, OHIO

NOTES TO THE BASIC FINANCIAL STATEMENTS
FOR THE YEAR ENDED DECEMBER 31, 2022

NOTE 13 - LONG-TERM OBLIGATIONS - (Continued)

On June 9, 2015, the City entered into a loan with Park National Bank in the amount of \$1,400,000 for the State Route 310/Main St. improvements. Of this amount, \$700,000 was related to governmental activities. The loan carries an interest rate of 3.35% and had a final maturity date of June 1, 2022. Principal and interest payments are made from the Debt Service fund (a nonmajor governmental fund). At December 31, 2022, there were no further obligations.

These loans are considered direct borrowings. Direct borrowings have terms negotiated directly between the City and the lender and are not offered for public sale.

OPWC Loans: The Ohio Public Works Commission (OPWC) loans are general obligations of the City, and principal and interest will be repaid from the Debt Service fund. These loans are considered direct borrowings. Direct borrowings have terms negotiated directly between the City and the lender and are not offered for public sale. The OPWC loans are interest free, providing repayment remains current. At December 31, 2022, the City had OPWC loans outstanding for Refugee Road, Mink Street and Columbia Road Culvert.

In the event of default, the OPWC may (1) charge an 8% default interest rate from the date of the default to the date of the payment and charge the City for all costs incurred by the OPWC in curing the default, (2) in accordance with Ohio Revised Code 164.05, direct the county treasurer of the county in which the City is located to pay the amount of the default from funds that would otherwise be appropriated to the City from such county's undivided local government fund pursuant to ORC 5747.51-5747.53, or (3) at its discretion, declare the entire principal amount of loan then remaining unpaid, together with all accrued interest and other charges, become immediately due and payable.

Notes Payable - Finance Purchase: Notes payable - finance purchase obligations will be paid from the general fund, Street fund and Police fund. See Note 12 for details.

Leases Payable: The City has entered into lease agreements for the use of right to use equipment. Due to the implementation of GASB Statement No. 87, the City will report an intangible capital asset and corresponding liability for the future scheduled payments under the leases. The lease payments will be paid from the general fund.

The City has entered into lease agreements for copier equipment at varying years and terms as follows:

<u>Lease</u>	<u>Lease Commencement Date</u>	<u>Years</u>	<u>Lease End Date</u>	<u>Payment Method</u>
Copier - Admin	2022	3	2025	Monthly
Postage Machine	2022	3	2025	Quarterly
Copier - Finance & Police	2022	4	2026	Monthly
Copier - Council	2022	3	2025	Monthly

The following is a schedule of future lease payments under the lease agreements:

<u>Fiscal Year Ending</u>	<u>Principal</u>	<u>Interest</u>	<u>Total</u>
<u>December 31,</u>			
2023	\$ 9,909	\$ 2,701	\$ 12,610
2024	10,948	1,662	12,610
2025	7,143	691	7,834
2026	3,121	96	3,217
Total	\$ 31,121	\$ 5,150	\$ 36,271

CITY OF PATASKALA, OHIO

NOTES TO THE BASIC FINANCIAL STATEMENTS
FOR THE YEAR ENDED DECEMBER 31, 2022

NOTE 13 - LONG-TERM OBLIGATIONS - (Continued)

Net pension liability and net OPEB liability: See Notes 15 and 16 for more details. The City pays obligations related to employee compensation from the fund benefitting from their service which for the City, is primarily the general, Street and Police funds.

Compensated Absences: Compensated absences will be paid from the fund from which the employees' salaries are paid. For the City's governmental activities, this is the general, Street and Police funds.

Debt Service: A summary of the City's future debt service requirements for governmental activities long-term obligations outstanding as of December 31, 2022 are as follows:

Fiscal Year Ending <u>December 31,</u>	Series 2014 GO Bonds		
	<u>Principal</u>	<u>Interest</u>	<u>Total</u>
2023	\$ 310,000	\$ 142,125	\$ 452,125
2024	320,000	135,924	455,924
2025	320,000	129,127	449,127
2026	330,000	122,325	452,325
2027	340,000	112,425	452,425
2028 - 2032	1,880,000	384,426	2,264,426
2033 - 2034	<u>860,000</u>	<u>52,000</u>	<u>912,000</u>
Total	<u>\$ 4,360,000</u>	<u>\$ 1,078,352</u>	<u>\$ 5,438,352</u>

Fiscal Year Ending <u>December 31,</u>	Series 2018 Police Facility Bonds		
	<u>Principal</u>	<u>Interest</u>	<u>Total</u>
2023	\$ 280,000	\$ 93,845	\$ 373,845
2024	285,000	86,105	371,105
2025	295,000	78,159	373,159
2026	305,000	69,938	374,938
2027	315,000	61,444	376,444
2028 - 2032	1,710,000	171,250	1,881,250
2033	<u>375,000</u>	<u>5,137</u>	<u>380,137</u>
Total	<u>\$ 3,565,000</u>	<u>\$ 565,878</u>	<u>\$ 4,130,878</u>

Fiscal Year Ending <u>December 31,</u>	Miscellaneous Loans - Direct Borrowing		
	<u>Principal</u>	<u>Interest</u>	<u>Total</u>
2023	\$ 16,785	\$ -	\$ 16,785
Total	<u>\$ 16,785</u>	<u>\$ -</u>	<u>\$ 16,785</u>

CITY OF PATASKALA, OHIO

NOTES TO THE BASIC FINANCIAL STATEMENTS
FOR THE YEAR ENDED DECEMBER 31, 2022

NOTE 13 - LONG-TERM OBLIGATIONS - (Continued)

Fiscal Year Ending December 31,	OPWC Loans - Direct Borrowing		
	Principal	Interest	Total
2023	\$ 14,967	\$ -	\$ 14,967
2024	14,968	-	14,968
2025	14,967	-	14,967
2026	14,967	-	14,967
2027	14,966	-	14,966
2028 - 2032	39,497	-	39,497
2033 - 2037	30,661	-	30,661
2038 - 2040	12,267	-	12,267
Total	\$ 157,260	\$ -	\$ 157,260

THIS SPACE INTENTIONALLY LEFT BLANK

CITY OF PATASKALA, OHIO

NOTES TO THE BASIC FINANCIAL STATEMENTS
FOR THE YEAR ENDED DECEMBER 31, 2022

NOTE 13 - LONG-TERM OBLIGATIONS - (Continued)

B. Due to the implementation of GASB Statement No. 87 (see Note 3.A for detail), the City has reported obligations for leases payable which are reflected in the schedule below. During 2022, the following activity occurred in the City's business-type long-term obligations.

Business-type activities:	Interest Rate	Restated Balance 12/31/21	Additions	Reductions	Balance 12/31/22	Amounts Due in One Year
<u>General Obligation Bonds</u>						
Series 2014 Sewer bonds	2.00-4.00%	\$ 920,000	\$ -	\$ (60,000)	\$ 860,000	\$ 60,000
Series 2014 Water bonds	2.00-4.00%	1,015,000	-	(65,000)	950,000	65,000
Series 2015 Water refunding bonds	2.00-4.00%	4,510,000	-	(220,000)	4,290,000	225,000
Total General Obligation Bonds		6,445,000	-	(345,000)	6,100,000	350,000
<u>OWDA Loans - Direct Borrowing</u>						
Sewer planning loan #5374	3.25%	24,079	-	(2,682)	21,397	2,769
Sewer design loan #5917	3.17%	240,415	-	(12,742)	227,673	13,150
Sewer system loan #5735	2.66%	2,258,213	-	(211,905)	2,046,308	217,579
Sewer system loan #8927	0.00%	1,467,085	32,984	(213,603)	1,286,466	-
Total OWDA loans - Direct Borrowing		3,989,792	32,984	(440,932)	3,581,844	233,498
<u>Other Obligations</u>						
Miscellaneous loans payable - direct borrowing	3.35%	100,000	-	(100,000)	-	-
Leases payable - water		2,057	-	(1,082)	975	975
Leases payable - sewer		2,057	-	(1,082)	975	975
Net pension liability		670,766	-	(257,593)	413,173	-
Compensated absences		34,268	106,259	(83,189)	57,338	45,516
Total Other Obligations		809,148	106,259	(442,946)	472,461	47,466
Total Business-Type Activities Long-Term Obligations		\$ 11,243,940	\$ 139,243	\$ (1,228,878)	10,154,305	\$ 630,964
Add: Unamortized premium on bond issue					320,355	
Total Reported on the Statement of Net Position					\$ 10,474,660	

General Obligation Bonds: The sewer bonds are general obligation bonds, which are supported by the full faith and credit of the City.

On October 30, 2014, the City issued \$1,310,000 in Series 2014 general obligation bonds for the Sewer fund and \$1,450,000 for the Water fund to refund the bond anticipation notes - Series 2013B and bond anticipation notes - Series 2014. This bond issue was part of an overall bond issue of \$9,390,000 with \$6,630,000 being reported in the governmental activities (See Note 13.A). The bonds carry interest rates ranging from 2.00-4.00% and have a final maturity date of December 1, 2034.

CITY OF PATASKALA, OHIO

NOTES TO THE BASIC FINANCIAL STATEMENTS
FOR THE YEAR ENDED DECEMBER 31, 2022

NOTE 13 - LONG-TERM OBLIGATIONS - (Continued)

On December 29, 2015, the City issued \$5,460,000 in Series 2015 Water Refunding Bonds to advance refund \$5,330,000 of the Series 2007 Water System Improvement General Obligation Bonds. The refunded debt is considered defeased (in-substance) and accordingly, has been removed from the statement of net position. The refunding bonds are comprised of current interest bonds, par value \$5,460,000. Principal and interest payments are made from the Water fund and are due on June 1 and December 1 of each year. The refunding bonds carry interest rates ranging from 2.00-4.00% and have a final maturity date of December 1, 2037. The balance of the refunded bonds outstanding was \$4,435,000 at December 31, 2022.

The reacquisition price of the Series 2015 bonds exceeded the net carrying amount of the old debt by \$336,043. This amount is being netted against the new debt and amortized over the remaining life of the refunded debt, which equal to the life of the Series 2015 issued. This advance refunding was undertaken to reduce the combined total debt service payments by \$831,166 and resulted in an economic gain of \$644,347.

OWDA Loans: The City has entered into debt financing arrangements through the Ohio Water Development Authority (OWDA) to fund construction projects. These loans are considered direct borrowings. Direct borrowings have terms negotiated directly between the City and the lender and are not offered for public sale. In the event of default, the OWDA may declare the full amount of the then unpaid original loan amount to be immediately due and payable and/or require the City to pay any fines, penalties, interest, or late charges associated with the default. The amounts due to OWDA are intended to be paid primarily from water and sewer revenues. The loan agreements function similar to a line-of-credit agreement. At December 31, 2022, the City had outstanding borrowings of \$3,581,844. During 2022, the Sewer fund made \$440,932 in principal payments on the OWDA loans.

The City has pledged future sewer revenues to repay the sewer system, sewer planning and sewer design OWDA loans. The loans are payable solely from Sewer fund revenues. Annual principal and interest payments on the loans are expected to require 37.10% of the Sewer fund net revenues and 19.84% of total operating revenues. Principal and interest paid for the current year were \$510,056, total net revenues were \$1,374,841 and total operating revenues were \$2,571,163.

Miscellaneous Loan: On June 9, 2015, the City entered into a loan with Park National Bank in the amount of \$1,400,000 for the State Route 310/Main St. improvements. This loan is considered a direct borrowing. Direct borrowings have terms negotiated directly between the City and the lender and are not offered for public sale. Of this amount, \$700,000 was related to business-type activities in the water fund. The loan carries an interest rate of 3.35% and had a final maturity date of June 1, 2022. At December 31, 2022, there were no further obligations outstanding.

Leases Payable: The City has entered into lease agreements for the use of right to use equipment. Due to the implementation of GASB Statement No. 87, the City will report an intangible capital asset and corresponding liability for the future scheduled payments under the leases. The lease payments will be paid from the water fund and the sewer fund.

The City has entered into lease agreements for copier equipment at varying years and terms as follows:

<u>Company</u>	<u>Lease Commencement Date</u>	<u>Years</u>	<u>Lease End Date</u>	<u>Payment Method</u>
Copier - Sewer	2022	2	2023	Monthly
Copier - Water	2022	2	2023	Monthly

CITY OF PATASKALA, OHIO

NOTES TO THE BASIC FINANCIAL STATEMENTS
FOR THE YEAR ENDED DECEMBER 31, 2022

NOTE 13 - LONG-TERM OBLIGATIONS - (Continued)

The following is a schedule of future lease payments under the lease agreements:

Fiscal Year Ending			
December 31,	<u>Principal</u>	<u>Interest</u>	<u>Total</u>
2023	\$ 1,950	\$ 500	\$ 2,450
Total	<u>\$ 1,950</u>	<u>\$ 500</u>	<u>\$ 2,450</u>

Net pension liability: See Note 15 for details. The City pays obligations related to employee compensation from the fund benefitting from their service which for the City, are the water and sewer funds.

Compensated Absences: Compensated absences will be paid from the fund from which the employees' salaries are paid. For the City's business-type activities, this is the water fund and sewer fund.

Debt Service: The future debt service requirements for business-type activities long-term obligations outstanding as of year-end are as follows. OWDA sewer system loan #8927 is ongoing and does not have an amortization schedule available.

Fiscal Year Ending	General Obligation Bonds		
	<u>Principal</u>	<u>Interest</u>	<u>Total</u>
2023	\$ 350,000	\$ 212,074	\$ 562,074
2024	365,000	205,076	570,076
2025	370,000	197,609	567,609
2026	385,000	189,750	574,750
2027	390,000	178,200	568,200
2028 - 2032	2,185,000	671,725	2,856,725
2033 - 2037	<u>2,055,000</u>	<u>230,800</u>	<u>2,285,800</u>
Total	<u>\$ 6,100,000</u>	<u>\$ 1,885,234</u>	<u>\$ 7,985,234</u>

Fiscal Year Ending	OWDA Loans - Direct Borrowing		
	<u>Principal</u>	<u>Interest</u>	<u>Total</u>
2023	\$ 233,498	\$ 60,782	\$ 294,280
2024	239,835	54,444	294,279
2025	246,344	47,934	294,278
2026	253,031	41,249	294,280
2027	259,899	34,380	294,279
2028 - 2032	987,207	68,001	1,055,208
2033 - 2036	<u>75,564</u>	<u>5,488</u>	<u>81,052</u>
Total	<u>\$ 2,295,378</u>	<u>\$ 312,278</u>	<u>\$ 2,607,656</u>

CITY OF PATASKALA, OHIO

NOTES TO THE BASIC FINANCIAL STATEMENTS
FOR THE YEAR ENDED DECEMBER 31, 2022

NOTE 13 - LONG-TERM OBLIGATIONS - (Continued)

C. Legal Debt Margin

The Ohio Revised Code provides that the net debt of a municipal corporation, whether or not approved by the electors, shall not exceed 10.5% of the total value of all property in the municipal corporation as listed and assessed for taxation. In addition, the unvoted net debt of municipal corporations cannot exceed 5.5% of the total taxation value of property. The assessed valuation used in determining the City’s legal debt margin has been modified by House Bill 530 which became effective March 30, 2006. In accordance with House Bill 530, the assessed valuation used in calculating the City’s legal debt margin calculation excludes tangible personal property used in business, telephone or telegraph property, interexchange telecommunications company property, and personal property owned or leased by a railroad company and used in railroad operations. The statutory limitations on debt are measured by a direct ratio of net debt to tax valuation and expressed in terms of a percentage. At December 31, 2022, the City’s total debt margin was \$55,985,419 and the unvoted debt margin was \$29,135,572.

NOTE 14 - RISK MANAGEMENT

A. Risk Pool Membership

The City belongs to the Ohio Plan Risk Management, Inc. – formerly known as the Ohio Plan Risk Management (the "Plan" or “OPRM”), a non-assessable, incorporated non-profit providing a formalized, jointly administered self-insurance risk management program and other administrative services to Ohio governments (“Members”). The Plan is legally separate from its members.

Pursuant to Section 2744.081 of the Ohio Revised Code the Plan provides property, liability, errors and omissions, law enforcement, automobile, excess liability, crime, surety and bond, inland marine and other coverages to its members sold through 14 appointed independent agents in the State of Ohio.

Effective November 1, 2010 (through October 31, 2017), the corridor is for losses paid is between 60% and 70% of casualty premiums earned in the first \$250,000. Effective November 1, 2016, the OPRM elected to participate in a property loss corridor deductible. The property corridor includes losses paid between 70% and 75%. In 2018, the casualty loss corridor was eliminated and the property corridor was adjusted to losses paid between 65% and 70%. Effective November 1, 2019, the property loss corridor was adjusted to losses between 60% and 67.5% and remain unchanged effective November 1, 2021 and November 1, 2020. OPRM had 769 members as of December 31, 2021.

The Pool’s audited financial statements conform to generally accepted accounting principles, and reported the following assets, liabilities and retained earnings at December 31, 2021 (the latest information available):

	<u>2021</u>
Assets	\$21,777,439
Liabilities	<u>(15,037,383)</u>
Members’ Equity	<u>\$6,740,056</u>

You can read the complete audited financial statements for The Ohio Plan Risk Management at the Plan’s website, www.ohioplan.org.

CITY OF PATASKALA, OHIO

NOTES TO THE BASIC FINANCIAL STATEMENTS FOR THE YEAR ENDED DECEMBER 31, 2022

NOTE 14 - RISK MANAGEMENT – (Continued)

B. Workers' Compensation

The City participates in the Ohio Municipal League Group Rating Plan (OML) for workers' compensation. The intent of the OML is to achieve the benefit of a reduced premium for the participants, foster safer working environments and foster cost-effective claims management skills by virtue of its grouping and representation with other participants in the OML. The workers' compensation experience of the participating cities is calculated as one experience and a common premium rate is applied to all cities in the OML. Each participant pays its workers' compensation premium to the State based on the rate for the OML rather than its individual rate. Total savings are then calculated and each participant's individual performance is compared to the overall savings of the OML. A participant will then either receive money from or be required to contribute to the "equity pooling fund" This "equity pooling" arrangement insures that each participant shares equally in the overall performance of the OML. Participation in the OML is limited to cities that can meet the OML's selection criteria. The firm of Gates McDonald & Company provides administrative, cost control and actuarial services to the OML.

C. Employee Medical, Dental, Vision and Life

On January 1, 2018, the City joined the Central Ohio Health Care Consortium (COHCC), a risk-sharing pool, which provides employee health care benefits for all full-time employees who wish to participate in the plan. The COHCC consists of eleven political subdivisions that pool risk for basic hospital, surgical and prescription drug coverage. The COHCC is governed by a Board of Directors consisting of one director appointed by each member municipality. The Board elects a chairman, vice-chairman, secretary and treasurer. The Board is responsible for its own financial matters and the COHCC maintains its own books of account. Budgeting and financing of the COHCC are subject to the approval of the Board. The City pays monthly contributions to the COHCC, which are used to purchase excess loss insurance for the COHCC to pay current claims and related claim settlement expenses and to establish and maintain sufficient reserves. The monthly contribution is determined for each member in accordance with the number of covered officers and employees, and the prior loss experience of the respective member group. The members' contributions represent 115 percent of the expected costs of the COHCC, which will allow the COHCC to establish excess reserves for future operations. The funds are maintained in a bank trust account established for the sole purpose and benefit of the COHCC's operations. Financial information for the COHCC, 141 East Broadway, PO Box 514 Granville, Ohio 43023.

The COHCC purchases specific stop loss insurance to protect the self-funded plan against large medical/Rx claims at the member level. This specific stop loss coverage has a \$250,000 deductible for individual member claims paid during the calendar year, regardless of when the claim (date of service) was incurred. The COHCC funds individual member claims up to \$250,000 on a calendar year basis, and the stop loss insurance company covers individual member's claim amounts over the \$250,000 deductible. In the event that the losses of the consortium in any year exceeds amounts paid to the COHCC, together with all stop-loss, reinsurance and other coverage then in effect, then the payment of all uncovered losses shall revert to and be the sole obligation of the political subdivision against which the claim was made. No such loss has occurred in the past five years.

The City currently has no specified percentage share of the COHCC. The only time at which a percentage share would be calculated occurs if the COHCC votes to terminate ongoing operations. After a vote to terminate the COHCC, the Board would wind-up the COHCC's business as quickly as practicable, but in any event would complete this process no later than twelve months after the termination date. During such period, the COHCC would continue to pay all claims and expenses until the COHCC's funds are exhausted. After payment of all claims and expenses, or upon the termination of the aforesaid twelve month period, any remaining surplus funds held by the COHCC would be paid to the members of the COHCC who are members as of the termination date. The Board would determine the manner in which such surplus funds would be distributed and would consider the percentage relationship which each member's contributions to the COHCC for the prior three calendar years of the COHCC bore to all members' contributions to the COHCC for that same period. The City's payment for health insurance coverage to COHCC in 2022 was \$782,227.

Dental, vision and life insurance benefits are also provided. The family and single rates are not gender and age sensitive, and are the same for each class of employees.

CITY OF PATASKALA, OHIO

NOTES TO THE BASIC FINANCIAL STATEMENTS
FOR THE YEAR ENDED DECEMBER 31, 2022

NOTE 15 - DEFINED BENEFIT PENSION PLANS

The Statewide retirement systems provide both pension benefits and other postemployment benefits (OPEB).

Net Pension Liability/Asset and Net OPEB Liability/Asset

The net pension liability/asset and the net OPEB liability/asset reported on the statement of net position represents a liability or asset to employees for pensions and OPEB, respectively.

Pensions and OPEB are a component of exchange transactions – between an employer and its employees – of salaries and benefits for employee services. Pensions and OPEB are provided to an employee – on a deferred-payment basis – as part of the total compensation package offered by an employer for employee services each financial period. The obligation to sacrifice resources for pensions is a present obligation because it was created as a result of employment exchanges that already have occurred.

The net pension liability/asset and the net OPEB liability/asset represent the City’s proportionate share of each pension/OPEB plan’s collective actuarial present value of projected benefit payments attributable to past periods of service, net of each pension/OPEB plan’s fiduciary net position. The net pension/OPEB liability/asset calculation is dependent on critical long-term variables, including estimated average life expectancies, earnings on investments, cost-of-living adjustments and others. While these estimates use the best information available, unknowable future events require adjusting this estimate annually.

Ohio Revised Code limits the City’s obligation for this liability to annually required payments. The City cannot control benefit terms or the manner in which pensions/OPEB are financed; however, the City does receive the benefit of employees’ services in exchange for compensation including pension and OPEB.

GASB 68/75 assumes the liability/asset is solely the obligation of the employer, because (1) they benefit from employee services; and (2) State statute requires funding to come from these employers. All pension contributions to date have come solely from these employers (which also includes pension costs paid in the form of withholdings from employees). The retirement systems may allocate a portion of the employer contributions to provide for these OPEB benefits. In addition, health care plan enrollees pay a portion of the health care costs in the form of a monthly premium. State statute requires the retirement systems to amortize unfunded pension liabilities within 30 years. If the pension amortization period exceeds 30 years, each retirement system’s board must propose corrective action to the State legislature. Any resulting legislative change to benefits or funding could significantly affect the net pension/OPEB liability. Resulting adjustments to the net pension/OPEB liability would be effective when the changes are legally enforceable. The Ohio Revised Code permits, but does not require, the retirement systems to provide health care to eligible benefit recipients.

The proportionate share of each plan’s unfunded benefits is presented as a long-term net pension/OPEB liability/asset on the accrual basis of accounting. Any liability for the contractually-required pension/OPEB contribution outstanding at the end of the year is included in pension and postemployment benefits payable on both the accrual and modified accrual bases of accounting.

The remainder of this note includes the pension disclosures. See Note 16 for the OPEB disclosures.

Plan Description - Ohio Public Employees Retirement System (OPERS)

Plan Description - City employees, other than full-time police, participate in the Ohio Public Employees Retirement System (OPERS). OPERS administers three separate pension plans. The traditional pension plan is a cost-sharing, multiple-employer defined benefit pension plan. The member-directed plan is a defined contribution plan and the combined plan is a combination cost-sharing, multiple-employer defined benefit/defined contribution pension plan. Participating employers are divided into state, local, law enforcement and public safety divisions. While members in the state and local divisions may participate in all three plans, law enforcement and public safety divisions exist only within the traditional plan.

CITY OF PATASKALA, OHIO

NOTES TO THE BASIC FINANCIAL STATEMENTS
FOR THE YEAR ENDED DECEMBER 31, 2022

NOTE 15 - DEFINED BENEFIT PENSION PLANS - (Continued)

OPERS provides retirement, disability, survivor and death benefits, and annual cost of living adjustments to members of the traditional and combined plans. Authority to establish and amend benefits is provided by Chapter 145 of the Ohio Revised Code. OPERS issues a stand-alone financial report that includes financial statements, required supplementary information and detailed information about OPERS' fiduciary net position that may be obtained by visiting <https://www.opers.org/financial/reports.shtml>, by writing to the Ohio Public Employees Retirement System, 277 East Town Street, Columbus, Ohio 43215-4642, or by calling 800-222-7377.

Senate Bill (SB) 343 was enacted into law with an effective date of January 7, 2013. In the legislation, members in the traditional and combined plans were categorized into three groups with varying provisions of the law applicable to each group. The following table provides age and service requirements for retirement and the retirement formula applied to final average salary (FAS) for the three member groups under the traditional and combined plans as per the reduced benefits adopted by SB 343 (see OPERS Annual Report referenced above for additional information, including requirements for reduced and unreduced benefits):

Group A	Group B	Group C
Eligible to retire prior to January 7, 2013 or five years after January 7, 2013	20 years of service credit prior to January 7, 2013 or eligible to retire ten years after January 7, 2013	Members not in other Groups and members hired on or after January 7, 2013
State and Local	State and Local	State and Local
Age and Service Requirements: Age 60 with 60 months of service credit or Age 55 with 25 years of service credit	Age and Service Requirements: Age 60 with 60 months of service credit or Age 55 with 25 years of service credit	Age and Service Requirements: Age 57 with 25 years of service credit or Age 62 with 5 years of service credit
Traditional Plan Formula: 2.2% of FAS multiplied by years of service for the first 30 years and 2.5% for service years in excess of 30	Traditional Plan Formula: 2.2% of FAS multiplied by years of service for the first 30 years and 2.5% for service years in excess of 30	Traditional Plan Formula: 2.2% of FAS multiplied by years of service for the first 35 years and 2.5% for service years in excess of 35
Combined Plan Formula: 1% of FAS multiplied by years of service for the first 30 years and 1.25% for service years in excess of 30	Combined Plan Formula: 1% of FAS multiplied by years of service for the first 30 years and 1.25% for service years in excess of 30	Combined Plan Formula: 1% of FAS multiplied by years of service for the first 35 years and 1.25% for service years in excess of 35

Final Average Salary (FAS) represents the average of the three highest years of earnings over a member's career for Groups A and B. Group C is based on the average of the five highest years of earnings over a member's career.

Members who retire before meeting the age and years of service credit requirement for unreduced benefits receive a percentage reduction in the benefit amount. The initial amount of a member's pension benefit is vested upon receipt of the initial benefit payment for calculation of an annual cost-of-living adjustment.

When a traditional plan benefit recipient has received benefits for 12 months, current law provides for an annual cost of living adjustment (COLA). This COLA is calculated on the base retirement benefit at the date of retirement and is not compounded. Members retiring under the combined plan receive a cost-of-living adjustment on the defined benefit portion of their pension benefit. For those who retired prior to January 7, 2013, the cost of living adjustment is 3 percent. For those retiring subsequent to January 7, 2013, beginning in calendar year 2019, current law provides that the COLA will be based on the average percentage increase in the Consumer Price Index, capped at 3.00%.

CITY OF PATASKALA, OHIO

NOTES TO THE BASIC FINANCIAL STATEMENTS
FOR THE YEAR ENDED DECEMBER 31, 2022

NOTE 15 - DEFINED BENEFIT PENSION PLANS - (Continued)

Defined contribution plan benefits are established in the plan documents, which may be amended by the Board. Member-directed plan and combined plan members who have met the retirement eligibility requirements may apply for retirement benefits. The amount available for defined contribution benefits in the combined plan consists of the member's contributions plus or minus the investment gains or losses resulting from the member's investment selections. The amount available for defined contribution benefits in the combined plan consists of the member's contributions plus or minus the investment gains or losses resulting from the member's investment selections. Combined plan members wishing to receive benefits must meet the requirements for both the defined benefit and defined contribution plans. Member-directed participants must have attained the age of 55, have money on deposit in the defined contribution plan and have terminated public service to apply for retirement benefits. The amount available for defined contribution benefits in the member-directed plan consists of the members' contributions, vested employer contributions and investment gains or losses resulting from the members' investment selections. Employer contributions and associated investment earnings vest over a five-year period, at a rate of 20 percent each year. At retirement, members may select one of several distribution options for payment of the vested balance in their individual OPERS accounts. Options include the annuitization of the benefit (which includes joint and survivor options), partial lump-sum payments (subject to limitations), a rollover of the vested account balance to another financial institution, receipt of entire account balance, net of taxes withheld, or a combination of these options. When members choose to annuitize their defined contribution benefit, the annuitized portion of the benefit is reclassified to a defined benefit.

Beginning in 2022, the Combined Plan will be consolidated under the Traditional Pension Plan (defined benefit plan) and the Combined Plan option will no longer be available for new hires beginning in 2022.

Funding Policy - The Ohio Revised Code (ORC) provides statutory authority for member and employer contributions as follows:

	State and Local
2022 Statutory Maximum Contribution Rates	
Employer	14.0 %
Employee *	10.0 %
2022 Actual Contribution Rates	
Employer:	
Pension	14.0 %
Post-employment Health Care Benefits **	0.0 %
Total Employer	14.0 %
Employee	10.0 %

* This rate is determined by OPERS' Board and has no maximum rate established by ORC.

** This employer health care rate is for the traditional and combined plans. The employer contribution for the member-directed plan is 4.00%.

Employer contribution rates are actuarially determined and are expressed as a percentage of covered payroll.

The City's contractually required contribution for the Traditional Pension Plan, the Combined Plan and Member-Directed Plan was \$326,252 for 2022. Of this amount, \$46,805 is reported as pension and postemployment benefits payable.

CITY OF PATASKALA, OHIO

NOTES TO THE BASIC FINANCIAL STATEMENTS
FOR THE YEAR ENDED DECEMBER 31, 2022

NOTE 15 - DEFINED BENEFIT PENSION PLANS - (Continued)

Plan Description - Ohio Police & Fire Pension Fund (OP&F)

Plan Description - City full-time police participate in Ohio Police and Fire Pension Fund (OP&F), a cost-sharing, multiple-employer defined benefit pension plan administered by OP&F. OP&F provides retirement and disability pension benefits, annual cost-of-living adjustments, and death benefits to plan members and beneficiaries. Benefit provisions are established by the Ohio State Legislature and are codified in Chapter 742 of the Ohio Revised Code. OP&F issues a publicly available financial report that includes financial information and required supplementary information and detailed information about OP&F fiduciary net position. The report may be obtained by visiting the OP&F website at www.op-f.org or by writing to the Ohio Police and Fire Pension Fund, 140 East Town Street, Columbus, Ohio 43215-5164.

Upon attaining a qualifying age with sufficient years of service, a member of OP&F may retire and receive a lifetime monthly pension. OP&F offers four types of service retirement: normal, service commuted, age/service commuted and actuarially reduced. Each type has different eligibility guidelines and is calculated using the member's average annual salary. The following discussion of the pension formula relates to normal service retirement.

For members hired after July 1, 2013, the minimum retirement age is 52 for normal service retirement with at least 25 years of service credit. For members hired on or before July 1, 2013, the minimum retirement age is 48 for normal service retirement with at least 25 years of service credit.

The annual pension benefit for normal service retirement is equal to a percentage of the allowable average annual salary. The percentage equals 2.50% for each of the first 20 years of service credit, 2.00% for each of the next five years of service credit and 1.50% for each year of service credit in excess of 25 years. The maximum pension of 72.00% of the allowable average annual salary is paid after 33 years of service credit (see OP&F Annual Comprehensive Financial Report referenced above for additional information, including requirements for Deferred Retirement Option Plan provisions and reduced and unreduced benefits).

Under normal service retirement, retired members who are at least 55 years old and have been receiving OP&F benefits for at least one year may be eligible for a cost-of-living allowance adjustment. The age 55 provision for receiving a COLA does not apply to those who are receiving a permanent and total disability benefit, surviving beneficiaries, and statutory survivors. Members participating in the DROP program have separate eligibility requirements related to COLA.

The COLA amount for members who have 15 or more years of service credit as of July 1, 2013, and members who are receiving a pension benefit that became effective before July 1, 2013, will be equal to 3.00% of the member's base pension benefit.

The COLA amount for members who have less than 15 years of service credit as of July 1, 2013, and members whose pension benefit became effective on or after July 1, 2013, will be equal to a percentage of the member's base pension benefit where the percentage is the lesser of 3.00% or the percentage increase in the consumer price index, if any, over the twelve-month period that ends on the thirtieth day of September of the immediately preceding year, rounded to the nearest one-tenth of one percent.

Members who retired prior to July 24, 1986, or their surviving beneficiaries under optional plans are entitled to cost-of-living allowance increases. The annual increase is paid on July 1st of each year. The annual COLA increase is \$360 under a Single Life Annuity Plan with proportional reductions for optional payment plans.

CITY OF PATASKALA, OHIO

NOTES TO THE BASIC FINANCIAL STATEMENTS
FOR THE YEAR ENDED DECEMBER 31, 2022

NOTE 15 - DEFINED BENEFIT PENSION PLANS - (Continued)

Funding Policy - The Ohio Revised Code (ORC) provides statutory authority for member and employer contributions as follows:

	Police
2022 Statutory Maximum Contribution Rates	
Employer	19.50 %
Employee	12.25 %
2022 Actual Contribution Rates	
Employer:	
Pension	19.00 %
Post-employment Health Care Benefits	0.50 %
Total Employer	19.50 %
Employee	12.25 %

Employer contribution rates are expressed as a percentage of covered payroll. The City's contractually required contribution to OP&F was \$364,246 for 2022. Of this amount, \$64,901 is reported as pension and postemployment benefits payable.

Net Pension Liabilities/Assets, Pension Expense, and Deferred Outflows of Resources and Deferred Inflows of Resources Related to Pensions

The net pension liability and net pension asset for OPERS was measured as of December 31, 2021, and the total pension liability or asset used to calculate the net pension liability or asset was determined by an actuarial valuation as of that date. OP&F's total pension liability was measured as of December 31, 2021, and was determined by rolling forward the total pension liability as of January 1, 2021, to December 31, 2021. The City's proportion of the net pension liability or asset was based on the City's share of contributions to the pension plan relative to the contributions of all participating entities.

Following is information related to the proportionate share and pension expense:

	OPERS - Traditional	OPERS - Combined	OPERS - Member- Directed	OP&F	Total
Proportion of the net pension liability/asset prior measurement date	0.01204700%	0.03737500%	0.00080100%	0.05276530%	
Proportion of the net pension liability/asset current measurement date	0.01244400%	0.03910000%	0.00083700%	0.05235370%	
Change in proportionate share	0.00039700%	0.00172500%	0.00003600%	-0.00041160%	
Proportionate share of the net pension liability	\$ 1,082,677	\$ -	\$ -	\$ 3,270,756	\$ 4,353,433
Proportionate share of the net pension asset	-	(154,056)	(152)	-	(154,208)
Pension expense	(94,345)	(5,559)	(24)	283,092	183,164

CITY OF PATASKALA, OHIO

NOTES TO THE BASIC FINANCIAL STATEMENTS
FOR THE YEAR ENDED DECEMBER 31, 2022

NOTE 15 - DEFINED BENEFIT PENSION PLANS - (Continued)

At December 31, 2022, the City reported deferred outflows of resources and deferred inflows of resources related to pensions from the following sources:

	OPERS - Traditional	OPERS - Combined	Member- Directed	OP&F	Total
Deferred outflows of resources					
Differences between expected and actual experience	\$ 55,193	\$ 955	\$ 156	\$ 94,309	\$ 150,613
Changes of assumptions	135,387	7,744	9	597,757	740,897
Changes in employer's proportionate percentage/difference between employer contributions	80,505	-	-	177,873	258,378
Contributions subsequent to the measurement date	298,906	25,879	1,467	364,246	690,498
Total deferred outflows of resources	<u>\$ 569,991</u>	<u>\$ 34,578</u>	<u>\$ 1,632</u>	<u>\$ 1,234,185</u>	<u>\$ 1,840,386</u>
Deferred inflows of resources					
Differences between expected and actual experience	\$ 23,745	\$ 17,236	\$ -	\$ 170,034	\$ 211,015
Net difference between projected and actual earnings on pension plan investments	1,287,805	33,026	33	857,543	2,178,407
Changes in employer's proportionate percentage/difference between employer contributions	1,793	-	-	26,003	27,796
Total deferred inflows of resources	<u>\$ 1,313,343</u>	<u>\$ 50,262</u>	<u>\$ 33</u>	<u>\$ 1,053,580</u>	<u>\$ 2,417,218</u>

\$690,498 reported as deferred outflows of resources related to pension resulting from City contributions subsequent to the measurement date will be recognized as a reduction of/increase to the net pension liability/asset in the year ending December 31, 2023.

CITY OF PATASKALA, OHIO

NOTES TO THE BASIC FINANCIAL STATEMENTS
FOR THE YEAR ENDED DECEMBER 31, 2022

NOTE 15 - DEFINED BENEFIT PENSION PLANS - (Continued)

Other amounts reported as deferred outflows of resources and deferred inflows of resources related to pension will be recognized in pension expense as follows:

Year Ending December 31:	OPERS - Traditional	OPERS - Combined	OPERS - Member- Directed	OP&F	Total
2023	\$ (111,225)	\$ (10,123)	\$ 13	\$ 37,981	\$ (83,354)
2024	(423,356)	(13,997)	13	(176,059)	(613,399)
2025	(302,815)	(9,182)	14	(63,504)	(375,487)
2026	(204,862)	(6,782)	13	(47,120)	(258,751)
2027	-	(902)	18	65,061	64,177
Thereafter	-	(577)	61	-	(516)
Total	<u>\$ (1,042,258)</u>	<u>\$ (41,563)</u>	<u>\$ 132</u>	<u>\$ (183,641)</u>	<u>\$ (1,267,330)</u>

Actuarial Assumptions - OPERS

Actuarial valuations of an ongoing plan involve estimates of the values of reported amounts and assumptions about the probability of occurrence of events far into the future. Examples include assumptions about future employment, mortality, and cost trends. Actuarially determined amounts are subject to continual review or modification as actual results are compared with past expectations and new estimates are made about the future.

Projections of benefits for financial-reporting purposes are based on the substantive plan (the plan as understood by the employers and plan members) and include the types of benefits provided at the time of each valuation. The total pension liability was determined by an actuarial valuation as of December 31, 2021, using the following actuarial assumptions applied to all periods included in the measurement in accordance with the requirements of GASB 67. Key methods and assumptions used in the latest actuarial valuation, reflecting experience study results, prepared as of December 31, 2021, are presented below.

Wage inflation	
Current measurement date	2.75%
Prior measurement date	3.25%
Future salary increases, including inflation	
Current measurement date	2.75% to 10.75% including wage inflation
Prior measurement date	3.25% to 10.75% including wage inflation
COLA or ad hoc COLA	
Current measurement date	Pre 1/7/2013 retirees: 3.00%, simple Post 1/7/2013 retirees: 3.00%, simple through 2022, then 2.05% simple
Prior measurement date	Pre 1/7/2013 retirees: 3.00%, simple Post 1/7/2013 retirees: 0.50%, simple through 2021, then 2.15% simple
Investment rate of return	
Current measurement date	6.90%
Prior measurement date	7.20%
Actuarial cost method	Individual entry age

In July 2021, the OPERS Board adopted a change in COLA for Post-January 7, 2013 retirees, changing it from 0.50% simple through 2021 then 2.15% simple to 3.00% simple through 2022 then 2.05% simple.

CITY OF PATASKALA, OHIO

NOTES TO THE BASIC FINANCIAL STATEMENTS
FOR THE YEAR ENDED DECEMBER 31, 2022

NOTE 15 - DEFINED BENEFIT PENSION PLANS - (Continued)

Pre-retirement mortality rates are based on 130% of the Pub-2010 General Employee Mortality tables (males and females) for State and Local Government divisions and 170% of the Pub-2010 Safety Employee Mortality tables (males and females) for the Public Safety and Law Enforcement divisions. Post-retirement mortality rates are based on 115% of the PubG-2010 Retiree Mortality Tables (males and females) for all divisions. Post-retirement mortality rates for disabled retirees are based on the PubNS-2010 Disabled Retiree Mortality Tables (males and females) for all divisions. For all of the previously described tables, the base year is 2010 and mortality rates for a particular calendar year are determined by applying the MP-2020 mortality improvement scales (males and females) to all of these tables.

The most recent experience study was completed for the five-year period ended December 31, 2020.

During 2021, OPERS managed investments in three investment portfolios: the Defined Benefit portfolio, the Health Care portfolio and the Defined Contribution portfolio. The Defined Benefit portfolio contains the investment assets of the Traditional Pension Plan, the defined benefit component of the Combined Plan and the annuitized accounts of the Member-Directed Plan. Within the Defined Benefit portfolio, contributions into the plans are all recorded at the same time, and benefit payments all occur on the first of the month. Accordingly, the money-weighted rate of return is considered to be the same for all plans within the portfolio. The annual money-weighted rate of return expressing investment performance, net of investment expenses and adjusted for the changing amounts actually invested, for the Defined Benefit portfolio was a gain of 15.3% for 2021.

The allocation of investment assets with the Defined Benefit portfolio is approved by the Board of Trustees as outlined in the annual investment plan. Plan assets are managed on a total return basis with a long-term objective of achieving and maintaining a fully funded status for the benefits provided through the defined benefit pension plans. The long-term expected rate of return on defined benefit investment assets was determined using a building-block method in which best-estimate ranges of expected future real rates of return are developed for each major asset class. These ranges are combined to produce the long-term expected real rate of return by weighting the expected future real rates of return by the target asset allocation percentage, adjusted for inflation. Best estimates of arithmetic real rates of return were provided by the Board's investment consultant.

For each major asset class that is included in the Defined Benefit portfolio's target asset allocation as of December 31, 2021, these best estimates are summarized in the following table:

Asset Class	Target Allocation	Weighted Average Long-Term Expected Real Rate of Return (Arithmetic)
Fixed income	24.00 %	1.03 %
Domestic equities	21.00	3.78
Real estate	11.00	3.66
Private equity	12.00	7.43
International equities	23.00	4.88
Risk Parity	5.00	2.92
Other investments	4.00	2.85
Total	100.00 %	4.21 %

CITY OF PATASKALA, OHIO

NOTES TO THE BASIC FINANCIAL STATEMENTS
FOR THE YEAR ENDED DECEMBER 31, 2022

NOTE 15 - DEFINED BENEFIT PENSION PLANS - (Continued)

Discount Rate - The discount rate used to measure the total pension liability/asset was 6.90%, post-experience study results, for the Traditional Pension Plan, the Combined Plan and Member-Directed Plan. The discount rate used to measure total pension liability prior to December 31, 2021 was 7.20%. The projection of cash flows used to determine the discount rate assumed that contributions from plan members and those of the contributing employers are made at the contractually required rates, as actuarially determined. Based on those assumptions, the pension plan's fiduciary net position was projected to be available to make all projected future benefits payments of current plan members. Therefore, the long-term expected rate of return on pension plan investments for the Traditional Pension Plan, Combined Plan and Member-Directed Plan was applied to all periods of projected benefit payments to determine the total pension liability.

Sensitivity of the City's Proportionate Share of the Net Pension Liability/Asset to Changes in the Discount Rate - The following table presents the proportionate share of the net pension liability/asset calculated using the current period discount rate assumption of 6.90%, as well as what the proportionate share of the net pension liability/asset would be if it were calculated using a discount rate that is one-percentage-point lower (5.90%) or one-percentage-point higher (7.90%) than the current rate:

	1% Decrease	Current Discount Rate	1% Increase
City's proportionate share of the net pension liability (asset):			
Traditional Pension Plan	\$ 2,854,529	\$ 1,082,677	\$ (391,737)
Combined Plan	(114,954)	(154,056)	(184,552)
Member-Directed Plan	(134)	(152)	(167)

Actuarial Assumptions - OP&F

OP&F's total pension liability as of December 31, 2021, is based on the results of an actuarial valuation date of January 1, 2021, and rolled-forward using generally accepted actuarial procedures. The total pension liability is determined by OP&F's actuaries in accordance with GASB Statement No. 67, as part of their annual valuation. Actuarial valuations of an ongoing plan involve estimates of the value of reported amounts and assumptions about probability of occurrence of events far into the future. Examples include assumptions about future employment mortality, salary increases, disabilities, retirements and employment terminations. Actuarially determined amounts are subject to continual review and potential modifications, as actual results are compared with past expectations and new estimates are made about the future. Assumptions considered were: withdrawal rates, disability retirement, service retirement, DROP elections, mortality, percent married and forms of the payment, DROP interest rate, CPI-based COLA, investment returns, salary increases and payroll growth.

Key methods and assumptions used in calculating the total pension liability in the latest actuarial valuation, prepared as of January 1, 2022, are presented below.

Valuation date	1/1/21 with actuarial liabilities rolled forward to 12/31/21
Actuarial cost method	Entry age normal (level percent of payroll)
Investment rate of return	
Current measurement date	7.50%
Prior measurement date	8.00%
Projected salary increases	3.75% - 10.50%
Payroll increases	3.25% per annum, compounded annually, consisting of inflation rate of 2.75% plus productivity increase rate of 0.50%
Cost of living adjustments	2.20% per year simple

CITY OF PATASKALA, OHIO

NOTES TO THE BASIC FINANCIAL STATEMENTS
FOR THE YEAR ENDED DECEMBER 31, 2022

NOTE 15 - DEFINED BENEFIT PENSION PLANS - (Continued)

Mortality for non-disabled participants is based on the RP-2014 Total Employee and Healthy Annuitant Mortality Tables rolled back to 2006, adjusted and projected with the Buck Modified 2016 Improvement Scale. Rates for surviving beneficiaries are adjusted by 120%.

<u>Age</u>	<u>Police</u>
67 or less	77%
68-77	105%
78 and up	115%

Mortality for disabled retirees is based on the RP-2014 Disabled Mortality Tables rolled back to 2006, adjusted according to the rates in the following table, and projected with the Buck Modified 2016 Improvement Scale.

<u>Age</u>	<u>Police</u>
59 or less	35%
60-69	60%
70-79	75%
80 and up	100%

The most recent experience study was completed for the five-year period ended December 31, 2016.

The long-term expected rate of return on pension plan investments was determined using a building-block approach and assumes a time horizon, as defined in the Statement of Investment Policy and Guidelines. A forecasted rate of inflation serves as the baseline for the return expected. Various real return premiums over the baseline inflation rate have been established for each asset class. The long-term expected nominal rate of return has been determined by calculating a weighted average of the expected real return premiums for each asset class, adding the projected inflation rate and adding the expected return from rebalancing uncorrelated asset classes.

Best estimates of the long-term expected geometric real rates of return for each major asset class included in OP&F's target asset allocation as of December 31, 2021 are summarized below:

Asset Class	Target Allocation	Long Term Expected Real Rate of Return
Cash and cash equivalents	0.00 %	0.00 %
Domestic equity	21.00	3.60
Non-US equity	14.00	4.40
Private markets	8.00	6.80
Core fixed income *	23.00	1.10
High yield fixed income	7.00	3.00
Private credit	5.00	4.50
U.S. inflation linked bonds *	17.00	0.80
Midstream energy infrastructure	5.00	5.00
Real assets	8.00	5.90
Gold	5.00	2.40
Private real estate	12.00	4.80
Total	125.00 %	

Note: assumptions are geometric.

* levered 2x

CITY OF PATASKALA, OHIO

NOTES TO THE BASIC FINANCIAL STATEMENTS
FOR THE YEAR ENDED DECEMBER 31, 2022

NOTE 15 - DEFINED BENEFIT PENSION PLANS - (Continued)

OP&F’s Board of Trustees has incorporated the risk parity concept into OP&F’s asset liability valuation with the goal of reducing equity risk exposure, which reduces overall Total Portfolio risk without sacrificing return and creating a more risk-balanced portfolio based on the relationship between asset classes and economic environments. From the notional portfolio perspective above, the Total Portfolio may be levered up to 1.25 times due to the application of leverage in certain fixed income asset classes.

Discount Rate - The total pension liability was calculated using the discount rate of 7.50%. A discount rate of 8.00% was used in the previous measurement date. The projection of cash flows used to determine the discount rate assumed the contributions from employers and from the members would be computed based on contribution requirements as stipulated by State statute. Projected inflows from investment earning were calculated using the longer-term assumed investment rate of return 8.00%. Based on those assumptions, the plan’s fiduciary net position was projected to be available to make all future benefit payments of current plan members. Therefore, a long-term expected rate of return on pension plan investments was applied to all periods of projected benefits to determine the total pension liability.

Sensitivity of the City's Proportionate Share of the Net Pension Liability to Changes in the Discount Rate - Net pension liability is sensitive to changes in the discount rate, and to illustrate the potential impact the following table presents the net pension liability calculated using the discount rate of 7.50%, as well as what the net pension liability would be if it were calculated using a discount rate that is one percentage point lower (6.50%), or one percentage point higher (8.50%) than the current rate.

	1% Decrease	Current Discount Rate	1% Increase
City's proportionate share of the net pension liability	\$ 4,850,486	\$ 3,270,756	\$ 1,955,232

NOTE 16 - DEFINED BENEFIT OPEB PLANS

Net OPEB Liability/Asset

See Note 15 for a description of the net OPEB liability/asset.

Plan Description - Ohio Public Employees Retirement System (OPERS)

Plan Description - The Ohio Public Employees Retirement System (OPERS) administers three separate pension plans: the traditional pension plan, a cost-sharing, multiple-employer defined benefit pension plan; the member-directed plan, a defined contribution plan; and the combined plan, a cost-sharing, multiple-employer defined benefit pension plan that has elements of both a defined benefit and defined contribution plan.

OPERS maintains a cost-sharing, multiple-employer defined benefit post-employment health care trust, which funds multiple health care plans including medical coverage, prescription drug coverage and deposits to a Health Reimbursement Arrangement to qualifying benefit recipients of both the traditional pension and the combined plans. Currently, Medicare-eligible retirees are able to select medical and prescription drug plans from a range of options and may elect optional vision and dental plans. Retirees and eligible dependents enrolled in Medicare Parts A and B have the option to enroll in a Medicare supplemental plan with the assistance of the OPERS Medicare Connector. The OPERS Medicare Connector is a relationship with a vendor selected by OPERS to assist retirees, spouses and dependents with selecting a medical and pharmacy plan. Monthly allowances, based on years of service and the age at which the retiree first enrolled in OPERS coverage, are deposited into an HRA. For non-Medicare retirees and eligible dependents, OPERS sponsors medical and prescription coverage through a professionally managed self-insured plan. An allowance to offset a portion of the monthly premium is offered to retirees and eligible dependents. The allowance is based on the retiree’s years of service and age when they first enrolled in OPERS coverage.

CITY OF PATASKALA, OHIO

NOTES TO THE BASIC FINANCIAL STATEMENTS FOR THE YEAR ENDED DECEMBER 31, 2022

NOTE 16 - DEFINED BENEFIT OPEB PLANS - (Continued)

Medicare-eligible retirees who choose to become re-employed or survivors who become employed in an OPERS-covered position are prohibited from participating in an HRA. For this group of retirees, OPERS sponsors secondary coverage through a professionally managed self-insured program. Retirees who enroll in this plan are provided with a monthly allowance to offset a portion of the monthly premium. Medicare-eligible spouses and dependents can also enroll in this plan as long as the retiree is enrolled.

OPERS provides a monthly allowance for health care coverage for eligible retirees and their eligible dependents. The base allowance is determined by OPERS.

The health care trust is also used to fund health care for member-directed plan participants, in the form of a Retiree Medical Account (RMA). At retirement or separation, member directed plan participants may be eligible for reimbursement of qualified medical expenses from their vested RMA balance.

Effective January 1, 2022, OPERS discontinued the group plans currently offered to non-Medicare retirees and re-employed retirees. Instead, eligible non-Medicare retirees will select an individual medical plan. OPERS will provide a subsidy or allowance via an HRA allowance to those retirees who meet health care eligibility requirements. Retirees will be able to seek reimbursement for plan premiums and other qualified medical expenses.

In order to qualify for postemployment health care coverage, age and service retirees under the traditional pension and combined plans must have twenty or more years of qualifying Ohio service credit with a minimum age of 60, or generally 30 years of qualifying service at any age. Health care coverage for disability benefit recipients and qualified survivor benefit recipients is available. Current retirees eligible (or who became eligible prior to January 1, 2022) to participate in the OPERS health care program will continue to be eligible after January 1, 2022. Eligibility requirements will change for those retiring after January 1, 2022, with differing eligibility requirements for Medicare retirees and non-Medicare retirees. The health care coverage provided by OPERS meets the definition of an Other Post Employment Benefit (OPEB) as described in GASB Statement 75. See OPERS' Annual Comprehensive Financial Report referenced below for additional information.

The Ohio Revised Code permits, but does not require OPERS to provide health care to its eligible benefit recipients. Authority to establish and amend health care coverage is provided to the Board in Chapter 145 of the Ohio Revised Code.

Disclosures for the health care plan are presented separately in the OPERS financial report. Interested parties may obtain a copy by visiting <https://www.opers.org/financial/reports.shtml>, by writing to OPERS, 277 East Town Street, Columbus, Ohio 43215-4642, or by calling (614) 222-5601 or 800-222-7377.

Funding Policy - The Ohio Revised Code provides the statutory authority allowing public employers to fund postemployment health care through their contributions to OPERS. When funding is approved by OPERS' Board of Trustees, a portion of each employer's contribution to OPERS is set aside to fund OPERS health care plans. Beginning in 2018, OPERS no longer allocated a portion of its employer contributions to health care for the traditional plan and the combined plan.

Employer contribution rates are expressed as a percentage of the earnable salary of active members. In 2022, state and local employers contributed at a rate of 14.00% of earnable salary and public safety and law enforcement employers contributed at 18.10%. These are the maximum employer contribution rates permitted by the Ohio Revised Code. Active member contributions do not fund health care.

CITY OF PATASKALA, OHIO

NOTES TO THE BASIC FINANCIAL STATEMENTS FOR THE YEAR ENDED DECEMBER 31, 2022

NOTE 16 - DEFINED BENEFIT OPEB PLANS - (Continued)

Each year, the OPERS Board determines the portion of the employer contribution rate that will be set aside to fund health care plans. For 2022, OPERS did not allocate any employer contribution to health care for members in the Traditional Pension Plan and Combined Plan. The OPERS Board is also authorized to establish rules for the retiree or their surviving beneficiaries to pay a portion of the health care provided. Payment amounts vary depending on the number of covered dependents and the coverage selected. The employer contribution as a percentage of covered payroll deposited into the RMA for participants in the Member-Directed Plan for 2022 was 4.00%.

Employer contribution rates are actuarially determined and are expressed as a percentage of covered payroll. The City's contractually required contribution was \$587 for 2022. Of this amount, \$84 is reported as pension and postemployment benefits payable.

Plan Description - Ohio Police & Fire Pension Fund (OP&F)

Plan Description – The City contributes to the Ohio Police and Fire Pension Fund (OP&F) sponsored healthcare program, a cost-sharing, multiple-employer defined post-employment health care plan administered by a third-party provider. This program is not guaranteed and is subject to change at any time upon action of the Board of Trustees. On January 1, 2019, OP&F implemented a new model for health care. Under this new model, OP&F provides eligible retirees with a fixed stipend earmarked to pay for health care and Medicare Part B reimbursements.

OP&F contracted with a vendor who assists eligible retirees in choosing health care plans that are available where they live (both Medicare-eligible and pre-65 populations). A stipend funded by OP&F is available to these members through a Health Reimbursement Arrangement and can be used to reimburse retirees for qualified health care expenses.

A retiree is eligible for the OP&F health care stipend unless they have access to any other group coverage including employer and retirement coverage. The eligibility of spouses and dependent children could increase the stipend amount. If the spouse or dependents have access to any other group coverage including employer or retirement coverage, they are not eligible for stipend support from OP&F. Even if an OP&F member or their dependents are not eligible for a stipend, they can use the services of the third-party administrator to select and enroll in a plan. The stipend provided by OP&F meets the definition of an Other Post Employment Benefit (OPEB) as described in Governmental Accounting Standards Board (GASB) Statement No. 75.

OP&F maintains funds for health care in two separate accounts: one account for health care benefits and one account for Medicare Part B reimbursements. A separate health care trust accrual account is maintained for health care benefits under IRS Code Section 115 trust. IRS Code Section 401(h) account is maintained for Medicare Part B reimbursements.

The Ohio Revised Code allows, but does not mandate, OP&F to provide OPEB benefits. Authority for the OP&F Board of Trustees to provide health care coverage to eligible participants and to establish and amend benefits is codified in Chapter 742 of the Ohio Revised Code.

OP&F issues a publicly available financial report that includes financial information and required supplementary information for the plan. The report may be obtained by visiting the OP&F website at www.op-f.org or by writing to the Ohio Police and Fire Pension Fund, 140 East Town Street, Columbus, Ohio 43215-5164.

Funding Policy – The Ohio Revised Code provides for contribution requirements of the participating employers and of plan members to the OP&F defined benefit pension plan. Participating employers are required to contribute to the pension plan at rates expressed as percentages of the payroll of active pension plan members, currently 19.50% and 24.00% of covered payroll for police and fire employer units, respectively. The Ohio Revised Code states that the employer contribution may not exceed 19.50% of covered payroll for police employer units and 24.00% of covered payroll for fire employer units. Active members do not make contributions to the OPEB Plan.

CITY OF PATASKALA, OHIO

NOTES TO THE BASIC FINANCIAL STATEMENTS
FOR THE YEAR ENDED DECEMBER 31, 2022

NOTE 16 - DEFINED BENEFIT OPEB PLANS - (Continued)

The Board of Trustees is authorized to allocate a portion of the total employer contributions for retiree health care benefits. For 2022, the portion of employer contributions allocated to health care was 0.50% of covered payroll. The amount of employer contributions allocated to the health care plan each year is subject to the Trustees' primary responsibility to ensure that pension benefits are adequately funded.

The OP&F Board of Trustees is also authorized to establish requirements for contributions to the health care plan by retirees and their eligible dependents or their surviving beneficiaries. Payment amounts vary depending on the number of covered dependents and the coverage selected.

The City's contractually required contribution to OP&F was \$9,585 for 2022. Of this amount, \$1,708 is reported as pension and postemployment benefits payable.

Net OPEB Liabilities/Assets, OPEB Expense, and Deferred Outflows or Resources and Deferred Inflows of Resources Related to OPEB

The net OPEB liability/asset and total OPEB liability for OPERS were determined by an actuarial valuation as of December 31, 2020, rolled forward to the measurement date of December 31, 2021, by incorporating the expected value of health care cost accruals, the actual health care payment, and interest accruals during the year. OP&F's total OPEB liability was measured as of December 31, 2021, and was determined by rolling forward the total OPEB liability as of January 1, 2021, to December 31, 2021. The City's proportion of the net OPEB liability/asset was based on the City's share of contributions to the retirement plan relative to the contributions of all participating entities.

Following is information related to the proportionate share and OPEB expense:

	OPERS	OP&F	Total
Proportion of the net OPEB liability/asset prior measurement date	0.01234000%	0.05276530%	
Proportion of the net OPEB liability/asset current measurement date	<u>0.01275800%</u>	<u>0.05235370%</u>	
Change in proportionate share	<u>0.00041800%</u>	<u>-0.00041160%</u>	
Proportionate share of the net OPEB liability	\$ -	\$ 573,842	\$ 573,842
Proportionate share of the net OPEB asset	(399,600)	-	(399,600)
OPEB expense	(331,176)	46,748	(284,428)

CITY OF PATASKALA, OHIO

NOTES TO THE BASIC FINANCIAL STATEMENTS
FOR THE YEAR ENDED DECEMBER 31, 2022

NOTE 16 - DEFINED BENEFIT OPEB PLANS - (Continued)

At December 31, 2022, the City reported deferred outflows of resources and deferred inflows of resources related to OPEB from the following sources:

	<u>OPERS</u>	<u>OP&F</u>	<u>Total</u>
Deferred outflows of resources			
Differences between expected and actual experience	\$ -	\$ 26,104	\$ 26,104
Changes of assumptions	-	253,998	253,998
Changes in employer's proportionate percentage/difference between employer contributions	13,269	54,748	68,017
Contributions subsequent to the measurement date	587	9,585	10,172
Total deferred outflows of resources	<u>\$ 13,856</u>	<u>\$ 344,435</u>	<u>\$ 358,291</u>
	<u>OPERS</u>	<u>OP&F</u>	<u>Total</u>
Deferred inflows of resources			
Differences between expected and actual experience	\$ 60,613	\$ 75,842	\$ 136,455
Net difference between projected and actual earnings on OPEB plan investments	190,504	51,839	242,343
Changes of assumptions	161,754	66,650	228,404
Changes in employer's proportionate percentage/difference between employer contributions	1,532	37,306	38,838
Total deferred inflows of resources	<u>\$ 414,403</u>	<u>\$ 231,637</u>	<u>\$ 646,040</u>

\$10,172 reported as deferred outflows of resources related to OPEB resulting from City contributions subsequent to the measurement date will be recognized as a reduction of/increase to the net OPEB liability/asset in the year ending December 31, 2023.

CITY OF PATASKALA, OHIO

NOTES TO THE BASIC FINANCIAL STATEMENTS
FOR THE YEAR ENDED DECEMBER 31, 2022

NOTE 16 - DEFINED BENEFIT OPEB PLANS - (Continued)

Other amounts reported as deferred outflows of resources and deferred inflows of resources related to OPEB will be recognized in OPEB expense as follows:

	OPERS	OP&F	Total
Year Ending December 31:			
2023	\$ (245,387)	\$ 24,422	\$ (220,965)
2024	(86,765)	16,729	(70,036)
2025	(41,623)	21,579	(20,044)
2026	(27,359)	9,327	(18,032)
2027	-	16,013	16,013
Thereafter	-	15,143	15,143
Total	\$ (401,134)	\$ 103,213	\$ (297,921)

Actuarial Assumptions - OPERS

Actuarial valuations of an ongoing plan involve estimates of the values of reported amounts and assumptions about the probability of occurrence of events far into the future. Examples include assumptions about future employment, mortality, and cost trends. Actuarially determined amounts are subject to continual review or modification as actual results are compared with past expectations and new estimates are made about the future.

Projections of health care costs for financial reporting purposes are based on the substantive plan (the plan as understood by the employers and plan members) and include the types of coverage provided at the time of each valuation and the historical pattern of sharing of costs between OPERS and plan members. The total OPEB liability was determined by an actuarial valuation as of December 31, 2020, rolled forward to the measurement date of December 31, 2021.

THIS SPACE INTENTIONALLY LEFT BLANK

CITY OF PATASKALA, OHIO

NOTES TO THE BASIC FINANCIAL STATEMENTS
FOR THE YEAR ENDED DECEMBER 31, 2022

NOTE 16 - DEFINED BENEFIT OPEB PLANS - (Continued)

The actuarial valuation used the following actuarial assumptions applied to all prior periods included in the measurement in accordance with the requirements of GASB 74:

Wage Inflation	
Current measurement date	2.75%
Prior Measurement date	3.25%
Projected Salary Increases, including inflation	
Current measurement date	2.75 to 10.75%
Prior Measurement date	3.25 to 10.75%
	including wage inflation
Single Discount Rate:	
Current measurement date	6.00%
Prior Measurement date	6.00%
Investment Rate of Return	
Current measurement date	6.00%
Prior Measurement date	6.00%
Municipal Bond Rate	
Current measurement date	1.84%
Prior Measurement date	2.00%
Health Care Cost Trend Rate	
Current measurement date	5.50% initial, 3.50% ultimate in 2034
Prior Measurement date	8.50% initial, 3.50% ultimate in 2035
Actuarial Cost Method	Individual Entry Age Normal

Pre-retirement mortality rates are based on 130% of the Pub-2010 General Employee Mortality tables (males and females) for State and Local Government divisions and 170% of the Pub-2010 Safety Employee Mortality tables (males and females) for the Public Safety and Law Enforcement divisions. Post-retirement mortality rates are based on 115% of the PubG-2010 Retiree Mortality Tables (males and females) for all divisions. Post-retirement mortality rates for disabled retirees are based on the PubNS-2010 Disabled Retiree Mortality Tables (males and females) for all divisions. For all of the previously described tables, the base year is 2010 and mortality rates for a particular calendar year are determined by applying the MP-2020 mortality improvement scales (males and females) to all of these tables.

The most recent experience study was completed for the five-year period ended December 31, 2020.

The long-term expected rate of return on health care investment assets was determined using a building-block method in which best-estimate ranges of expected future real rates of return are developed for each major asset class. These ranges are combined to produce the long-term expected real rate of return by weighting the expected future real rates of return by the target asset allocation percentage, adjusted for inflation.

During 2021, OPERS managed investments in three investment portfolios: the Defined Benefit portfolio, the Health Care portfolio and the Defined Contribution portfolio. The Health Care portfolio includes the assets for health care expenses for the Traditional Pension Plan, Combined Plan and Member-Directed Plan eligible members. Within the Health Care portfolio, contributions into the plans are assumed to be received continuously throughout the year based on the actual payroll payable at the time contributions are made, and health care-related payments are assumed to occur mid-year. Accordingly, the money-weighted rate of return is considered to be the same for all plans within the portfolio. The annual money-weighted rate of return expressing investment performance, net of investment expenses and adjusted for the changing amounts actually invested, for the Health Care portfolio was a gain of 14.3% for 2021.

CITY OF PATASKALA, OHIO

NOTES TO THE BASIC FINANCIAL STATEMENTS
FOR THE YEAR ENDED DECEMBER 31, 2022

NOTE 16 - DEFINED BENEFIT OPEB PLANS - (Continued)

The allocation of investment assets within the Health Care portfolio is approved by the Board of Trustees as outlined in the annual investment plan. Assets are managed on a total return basis with a long-term objective of continuing to offer a sustainable health care program for current and future retirees. OPERS' primary goal is to achieve and maintain a fully funded status for the benefits provided through the defined pension plans. Health care is a discretionary benefit. The long-term expected rate of return on health care investment assets was determined using a building-block method in which best-estimate ranges of expected future real rates of return are developed for each major asset class. These ranges are combined to produce the long-term expected real rate of return by weighting the expected future real rates of return by the target asset allocation percentage, adjusted for inflation.

For each major asset class that is included in the Health Care's portfolio's target asset allocation as of December 31, 2021, these best estimates are summarized in the following table:

<u>Asset Class</u>	<u>Target Allocation</u>	<u>Weighted Average Long-Term Expected Real Rate of Return (Arithmetic)</u>
Fixed Income	34.00 %	0.91 %
Domestic equities	25.00	3.78
Real Estate Investment Trusts (REITs)	7.00	3.71
International equities	25.00	4.88
Risk parity	2.00	2.92
Other investments	7.00	1.93
Total	<u>100.00 %</u>	<u>3.45 %</u>

Discount Rate - A single discount rate of 6.00% was used to measure the total OPEB liability on the measurement date of December 31, 2021. A single discount rate of 6.00% was used to measure the total OPEB liability on the measurement date of December 31, 2021. Projected benefit payments are required to be discounted to their actuarial present value using a single discount rate that reflects (1) a long-term expected rate of return on OPEB plan investments (to the extent that the health care fiduciary net position is projected to be sufficient to pay benefits), and (2) a tax-exempt municipal bond rate based on an index of 20-year general obligation bonds with an average AA credit rating as of the measurement date (to the extent that the contributions for use with the long-term expected rate are not met). This single discount rate was based on the actuarial assumed rate of return on the health care investment portfolio of 6.00% and a municipal bond rate of 1.84%. The projection of cash flows used to determine this single discount rate assumed that employer contributions will be made at rates equal to the actuarially determined contribution rate. Based on these assumptions, the health care fiduciary net position and future contributions were sufficient to finance health care costs through the year 2121. As a result, the actuarial assumed long-term expected rate of return on health care investments was applied to projected costs through the year 2121, the duration of the projection period through which projected health care payments are fully funded.

Sensitivity of the City's Proportionate Share of the Net OPEB Asset to Changes in the Discount Rate - The following table presents the proportionate share of the net OPEB asset calculated using the single discount rate of 6.00%, as well as what the proportionate share of the net OPEB asset would be if it were calculated using a discount rate that is one-percentage-point lower (5.00%) or one-percentage-point higher (7.00%) than the current rate:

	<u>1% Decrease</u>	<u>Current Discount Rate</u>	<u>1% Increase</u>
City's proportionate share of the net OPEB asset	\$ 235,002	\$ 399,600	\$ 536,219

CITY OF PATASKALA, OHIO

NOTES TO THE BASIC FINANCIAL STATEMENTS
FOR THE YEAR ENDED DECEMBER 31, 2022

NOTE 16 - DEFINED BENEFIT OPEB PLANS - (Continued)

Sensitivity of the City's Proportionate Share of the Net OPEB Asset to Changes in the Health Care Cost Trend Rate

- Changes in the health care cost trend rate may also have a significant impact on the net OPEB asset. The following table presents the net OPEB asset calculated using the assumed trend rates, and the expected net OPEB asset if it were calculated using a health care cost trend rate that is 1.00% lower or 1.00% higher than the current rate.

Retiree health care valuations use a health care cost trend assumption with changes over several years built into that assumption. The near-term rates reflect increases in the current cost of healthcare; the trend starting in 2022 is 5.50%. If this trend continues for future years, the projection indicates that years from now virtually all expenditures will be for health care. A more reasonable alternative is the health care cost trend will decrease to a level at, or near, wage inflation. On this basis, the actuaries project premium rate increases will continue to exceed wage inflation for approximately the next decade, but by less each year, until leveling off at an ultimate rate, assumed to be 3.50% in the most recent valuation.

	1% Decrease	Current Health Care Trend Rate Assumption	1% Increase
City's proportionate share of the net OPEB asset	\$ 403,918	\$ 399,600	\$ 394,477

Actuarial Assumptions - OP&F

OP&F's total OPEB liability as of December 31, 2021, is based on the results of an actuarial valuation date of January 1, 2021, and rolled-forward using generally accepted actuarial procedures. The total OPEB liability is determined by OP&F's actuaries in accordance with GASB Statement No. 74, as part of their annual valuation. Actuarial valuations of an ongoing plan involve estimates of the value of reported amounts and assumptions about probability of occurrence of events far into the future. Examples include assumptions about future employment, mortality, salary increases, disabilities, retirements and employment terminations. Actuarially determined amounts are subject to continual review and potential modifications, as actual results are compared with past expectations and new estimates are made about the future.

Projections of benefits for financial reporting purposes are based on the substantive plan (the plan as understood by the employers and plan members) and include the types of benefits provided at the time of each valuation and the historical pattern of sharing benefit costs between the employers and plan members to that point. The projection of benefits for financial reporting purposes does not explicitly incorporate the potential effects of legal or contractual funding limitations.

Actuarial calculations reflect a long-term perspective. For a newly hired employee, actuarial calculations will take into account the employee's entire career with the employer and also take into consideration the benefits, if any, paid to the employee after termination of employment until the death of the employee and any applicable contingent annuitant. In many cases, actuarial calculations reflect several decades of service with the employer and the payment of benefits after termination.

CITY OF PATASKALA, OHIO

NOTES TO THE BASIC FINANCIAL STATEMENTS
FOR THE YEAR ENDED DECEMBER 31, 2022

NOTE 16 - DEFINED BENEFIT OPEB PLANS - (Continued)

Key methods and assumptions used in the latest actuarial valuation, reflecting experience study results, are presented below.

Valuation Date	January 1, 2021, with actuarial liabilities rolled forward to December 31, 2021
Actuarial Cost Method	Entry Age Normal (Level Percent of Payroll)
Investment Rate of Return	
Current measurement date	7.50%
Prior measurement date	8.00%
Projected Salary Increases	3.75% to 10.50%
Payroll Growth	3.25%
Single discount rate:	
Current measurement date	2.84%
Prior measurement date	2.96%
Cost of Living Adjustments	2.20% simple per year

Mortality for non-disabled participants is based on the RP-2014 Total Employee and Healthy Annuitant Mortality Tables rolled back to 2006, adjusted according to the rates in the following table, and projected with the Buck Modified 2016 Improvement Scale. Rates for surviving beneficiaries are adjusted by 120%.

Age	Police
67 or less	77%
68-77	105%
78 and up	115%

Mortality for disabled retirees is based on the RP-2014 Disabled Mortality Tables rolled back to 2006, adjusted according to the rates in the following table, and projected with the Buck Modified 2016 Improvement Scale.

Age	Police
59 or less	35%
60-69	60%
70-79	75%
80 and up	100%

The most recent experience study was completed for the five-year period ended December 31, 2016.

The long-term expected rate of return on OPEB plan investments was determined using a building-block approach and assumes a time horizon, as defined in the Statement of Investment Policy. A forecasted rate of inflation serves as the baseline for the return expected. Various real return premiums over the baseline inflation rate have been established for each asset class. The long-term expected nominal rate of return has been determined by calculating a weighted averaged of the expected real return premiums for each asset class, adding the projected inflation rate and adding the expected return from rebalancing uncorrelated asset classes.

CITY OF PATASKALA, OHIO

NOTES TO THE BASIC FINANCIAL STATEMENTS
FOR THE YEAR ENDED DECEMBER 31, 2022

NOTE 16 - DEFINED BENEFIT OPEB PLANS - (Continued)

Best estimates of the long-term expected geometric real rates of return for each major asset class included in OP&F's target asset allocation as of December 31, 2021, are summarized below:

Asset Class	Target Allocation	Long Term Expected Real Rate of Return
Cash and cash equivalents	0.00 %	0.00 %
Domestic equity	21.00	3.60
Non-US equity	14.00	4.40
Private markets	8.00	6.80
Core fixed income *	23.00	1.10
High yield fixed income	7.00	3.00
Private credit	5.00	4.50
U.S. inflation linked bonds *	17.00	0.80
Midstream energy infrastructure	5.00	5.00
Real assets	8.00	5.90
Gold	5.00	2.40
Private real estate	12.00	4.80
Total	125.00 %	

Note: assumptions are geometric.

* levered 2x

OP&F's Board of Trustees has incorporated the risk parity concept into OP&F's asset liability valuation with the goal of reducing equity risk exposure, which reduces overall Total Portfolio risk without sacrificing return, and creating a more risk-balanced portfolio based on their relationship between asset classes and economic environments. From the notional portfolio perspective above, the Total Portfolio may be levered up to 1.25 times due to the application of leverage in certain fixed income asset classes.

Discount Rate - For 2021, the total OPEB liability was calculated using the discount rate of 2.84%. For 2020, the total OPEB liability was calculated using the discount rate of 2.96%. The projection of cash flows used to determine the discount rate assumed the contribution from employers and from members would be computed based on contribution requirements as stipulated by State statute. Projected inflows from investment earnings were calculated using the longer-term assumed investment rate of return 7.50%. Based on those assumptions, OP&F's fiduciary net position was projected to not be able to make all future benefit payment of current plan members. Therefore, a municipal bond rate of 2.05% at December 31, 2021 and 2.12% at December 31, 2020 was blended with the long-term rate of 7.50%, which resulted in a blended discount rate of 2.84%.

Sensitivity of the City's Proportionate Share of the Net OPEB Liability to Changes in the Discount Rate - Net OPEB liability is sensitive to changes in the discount rate, and to illustrate the potential impact the following table presents the net OPEB liability calculated using the discount rate of 2.84%, as well as what the net OPEB liability would be if it were calculated using a discount rate that is one percentage point lower (1.84%), or one percentage point higher (3.84%) than the current rate.

	Current		
	1% Decrease	Discount Rate	1% Increase
City's proportionate share of the net OPEB liability	\$ 721,332	\$ 573,842	\$ 452,604

Sensitivity of the City's Proportionate Share of the Net OPEB Liability to Changes in the Health Care Cost Trend Rate - The total OPEB liability is based on a medical benefit that is a flat dollar amount; therefore, it is unaffected by a health care cost trend rate. An increase or decrease in the trend rate would have no effect on the total OPEB liability.

CITY OF PATASKALA, OHIO

NOTES TO THE BASIC FINANCIAL STATEMENTS
FOR THE YEAR ENDED DECEMBER 31, 2022

NOTE 17 - BUDGETARY BASIS OF ACCOUNTING

While reporting financial position, results of operations, and changes in fund balance on the basis of accounting principles generally accepted in the United States of America (GAAP), the budgetary basis as provided by law is based upon accounting for certain transactions on a basis of cash receipts and disbursements.

The statement of revenue, expenditures and changes in fund balance - budget and actual (non-GAAP budgetary basis) presented for the general fund, Street fund and Police fund are presented on the budgetary basis to provide a meaningful comparison of actual results with the budget. The major differences between the budget basis and the GAAP basis are that:

- (a) Revenues and other financing sources are recorded when received in cash (budget basis) as opposed to when susceptible to accrual (GAAP basis);
- (b) Expenditures and other financing uses are recorded when paid in cash (budget basis) as opposed to when the liability is incurred (GAAP basis);
- (c) In order to determine compliance with Ohio law, and to reserve that portion of the applicable appropriation, total outstanding encumbrances (budget basis) are recorded as the equivalent of an expenditure, as opposed to assigned or committed fund balance for that portion of outstanding encumbrances not already recognized as an account payable (GAAP basis);
- (d) Advances-in and advances-out are operating transactions (budget basis) as opposed to balance sheet transactions (GAAP basis);
- (e) Investments are reported at cost (budget basis) as opposed to fair value (GAAP basis); and,
- (f) Some funds are included in the general fund (GAAP basis), but have separate legally adopted budgets (budget basis).

The following table summarizes the adjustments necessary to reconcile the GAAP basis statements (as reported in the fund financial statements) to the budgetary basis statements for all governmental funds for which a budgetary basis statement is presented:

	Net Change in Fund Balance		
	<u>General Fund</u>	<u>Street Fund</u>	<u>Police Fund</u>
Budget basis	\$ 467,217	\$ 364,417	\$ (85,370)
Net adjustment for revenue accruals	(96,720)	(82,255)	(35,720)
Net adjustment for expenditure accruals	(42,180)	(971,528)	(47,456)
Net adjustment for other sources/uses	20,968	187,722	-
Funds budgeted elsewhere	66,429	-	-
Adjustment for encumbrances	<u>171,206</u>	<u>2,373,512</u>	<u>140,922</u>
GAAP basis	<u>\$ 586,920</u>	<u>\$ 1,871,868</u>	<u>\$ (27,624)</u>

Certain funds that are legally budgeted in separate special revenue funds are considered part of the general fund on a GAAP basis. This includes the unclaimed monies fund, recreation fund and sesquicentennial fund.

CITY OF PATASKALA, OHIO

**NOTES TO THE BASIC FINANCIAL STATEMENTS
FOR THE YEAR ENDED DECEMBER 31, 2022**

NOTE 18 - CONTINGENCIES

A. Grants

The City receives significant financial assistance from numerous federal and state agencies in the form of grants. The disbursement of funds received under these programs generally requires compliance with terms and conditions specified in the grant agreements and are subject to audit by the grantor agencies. Any disallowed claims resulting from such audits could become a liability of the general fund or other applicable funds. However, in the opinion of management, any such disallowed claims will not have a material effect on any of the financial statements of the individual fund types included herein or on the overall financial position of the City at December 31, 2022.

B. Litigation

The City is involved in various lawsuits. The City's management and legal counsel is of the opinion that the ultimate disposition of various claims and legal proceedings will not have a material adverse effect on the financial condition of the City.

C. Ohio Public Entity Consortium Healthcare Cooperative (OPEC-HC)

The City was previously a member of the Ohio Public Entity Consortium Health Cooperative (OPEC-HC), a risk-sharing pool, which provided employee health care benefits. As of January 1, 2018, the City became a part of the Central Ohio Health Care Consortium (COHCC) to provide health care benefits. The City's decision to change medical insurance networks resulted in the City assuming the liability for incurred but not reported (IBNR) claims. At the time of the report, the City is unable to determine the potential impact these claims will have on City in the future.

D. Asset Retirement Obligations

Ohio Revised Code Section 6111.44 requires the City to submit any changes to their sewage treatment system to Ohio Environmental Protection Agency (Ohio EPA) for approval. Through this permitting process, the City would be responsible for addressing any public safety issues associated with their sewage treatment facilities and the permit would specify the procedures required to dispose of all or part of the sewage treatment plant. Due to the lack of specific legal requirements for retiring the sewage treatment plant, the City has determined that the asset retirement obligation cannot be reasonably estimated.

THIS SPACE INTENTIONALLY LEFT BLANK

CITY OF PATASKALA, OHIO

NOTES TO THE BASIC FINANCIAL STATEMENTS
FOR THE YEAR ENDED DECEMBER 31, 2022

NOTE 19 - FUND BALANCE

Fund balance is classified as nonspendable, restricted, committed, assigned and/or unassigned based primarily on the extent to which the City is bound to observe constraints imposed upon the use of resources in the governmental funds. The constraints placed on fund balance for the major governmental funds and all other governmental funds are presented below:

Fund balance	General	Street Fund	Police Fund	Nonmajor Governmental Funds	Total Governmental Funds
Nonspendable:					
Materials and supplies inventory	\$ 4,343	\$ 102,325	\$ -	\$ -	\$ 106,668
Prepays	19,387	56,635	52,872	442	129,336
Unclaimed monies	2,244	-	-	-	2,244
Total Nonspendable	25,974	158,960	52,872	442	238,248
Restricted:					
Debt service	-	-	-	362,963	362,963
Capital improvements	-	-	-	2,530,914	2,530,914
Transportation projects	-	6,022,201	-	1,648,447	7,670,648
Public health and welfare	-	-	-	1,504	1,504
Community development	-	-	-	13,444	13,444
Police	-	-	4,419,039	69,659	4,488,698
Total Restricted	-	6,022,201	4,419,039	4,626,931	15,068,171
Committed:					
Capital improvements	-	-	-	71,092	71,092
Community development programs	-	-	-	63,432	63,432
Parks and recreation	-	-	-	127,567	127,567
Total Committed	-	-	-	262,091	262,091
Assigned:					
Subsequent year appropriation	478,528	-	-	-	478,528
General government	134,007	-	-	-	134,007
Community environment	6,836	-	-	-	6,836
Leisure time activities	304,456	-	-	-	304,456
Other purposes	367	-	-	-	367
Total Assigned	924,194	-	-	-	924,194
Unassigned	2,843,725	-	-	-	2,843,725
Total Fund Balances	\$ 3,793,893	\$ 6,181,161	\$ 4,471,911	\$ 4,889,464	\$ 19,336,429

CITY OF PATASKALA, OHIO

NOTES TO THE BASIC FINANCIAL STATEMENTS
FOR THE YEAR ENDED DECEMBER 31, 2022

NOTE 20 - CONTRACTUAL COMMITMENTS

As a result of various projects that were in progress at December 31, 2022, the City had the following outstanding contractual commitments at year end:

<u>Vendor</u>	<u>Contract Amount</u>	<u>Amount Paid</u>	<u>Amount Outstanding</u>
American Structure Point, Inc.	\$ 284,500	\$ 27,816	\$ 256,684
G&G Enterprises Complete Excavating Service, LLC	255,000	72,306	182,694
Glaus, Pyle, Schoomer, Burns, & Dehaven, Inc.	275,055	45,621	229,434
Law General Contracting	360,000	-	360,000
M.P. Dory Co.	100,000	-	100,000
Prime AE Group, Inc	78,000	60,124	17,876
Prime Construction Management & Survey, Inc.	145,000	54,755	90,245
Spenco Excavating Inc.	55,000	-	55,000
Stone Environmental Engineering & Science, Inc.	58,100	11,921	46,179
Sutherland Lumber Co. of Kansas City, LLC	<u>60,784</u>	<u>59,005</u>	<u>1,779</u>
Total	<u>\$ 1,671,439</u>	<u>\$ 331,548</u>	<u>\$ 1,339,891</u>


NOTE 21 - OTHER COMMITMENTS

The City utilizes encumbrance accounting as part of its budgetary controls. Encumbrances outstanding at year end may be reported as part of restricted, committed, or assigned classifications of fund balance. At year end, the City's commitments for encumbrances in the governmental funds were as follows:

<u>Fund</u>	<u>Year-End Encumbrances</u>
General fund	\$ 158,050
Street fund	1,495,348
Police fund	100,037
Nonmajor governmental funds	<u>820,798</u>
Total	<u>\$ 2,574,233</u>

NOTE 22 - COVID-19

The United States and the State of Ohio declared a state of emergency in March of 2020 due to the COVID-19 pandemic. Ohio's state of emergency ended in June, 2021 while the national state of emergency ended in May, 2023. During 2022, the City received COVID-19 funding. The financial impact of COVID-19 and the continuing emergency measures may impact subsequent periods of the City. The impact on the City's future operating costs, revenues, and additional recovery from emergency funding, either federal or state, cannot be estimated. The City's investment portfolio fluctuates with market conditions, and due to market volatility, the amount of gains or losses that will be realized in subsequent periods, if any, cannot be determined.



THIS PAGE IS INTENTIONALLY LEFT BLANK

REQUIRED SUPPLEMENTARY INFORMATION

CITY OF PATASKALA, OHIO

SCHEDULES OF THE REQUIRED SUPPLEMENTARY INFORMATION

SCHEDULE OF THE CITY'S PROPORTIONATE SHARE OF
THE NET PENSION LIABILITY/NET PENSION ASSET
OHIO PUBLIC EMPLOYEES RETIREMENT SYSTEM (OPERS)

LAST NINE YEARS

	<u>2022</u>	<u>2021</u>	<u>2020</u>	<u>2019</u>
<i>Traditional Plan:</i>				
City's proportion of the net pension liability	0.012444%	0.012047%	0.011817%	0.011646%
City's proportionate share of the net pension liability	\$ 1,082,677	\$ 1,783,898	\$ 2,335,709	\$ 3,189,603
City's covered payroll	\$ 2,071,993	\$ 1,697,957	\$ 1,866,479	\$ 1,608,950
City's proportionate share of the net pension liability as a percentage of its covered payroll	52.25%	105.06%	125.14%	198.24%
Plan fiduciary net position as a percentage of the total pension liability	92.62%	86.88%	82.17%	74.70%
<i>Combined Plan:</i>				
City's proportion of the net pension asset	0.039100%	0.037375%	0.036682%	0.048226%
City's proportionate share of the net pension asset	\$ 154,056	\$ 107,888	\$ 76,492	\$ 53,928
City's covered payroll	\$ 178,257	\$ 164,707	\$ 163,293	\$ 206,257
City's proportionate share of the net pension asset as a percentage of its covered payroll	86.42%	65.50%	46.84%	26.15%
Plan fiduciary net position as a percentage of the total pension asset	169.88%	157.67%	145.28%	126.64%
<i>Member Directed Plan:</i>				
City's proportion of the net pension asset	0.000837%	0.000801%	0.000841%	0.000875%
City's proportionate share of the net pension asset	\$ 152	\$ 146	\$ 32	\$ 20
City's covered payroll	\$ 5,250	\$ 4,810	\$ 5,000	\$ 5,000
City's proportionate share of the net pension asset as a percentage of its covered payroll	2.90%	3.04%	0.64%	0.40%
Plan fiduciary net position as a percentage of the total pension asset	171.84%	188.21%	118.84%	113.42%

Note: Information prior to 2014 was unavailable. Schedule is intended to show information for 10 years. Additional years will be displayed as they become available.

Amounts presented for each fiscal year were determined as of the City's measurement date which is the prior year-end.

SEE ACCOMPANYING NOTES TO THE REQUIRED SUPPLEMENTARY INFORMATION

	2018	2017	2016	2015	2014
	0.011377%	0.011970%	0.011771%	0.010490%	0.010490%
\$	1,784,831	\$ 2,718,183	\$ 2,038,886	\$ 1,265,211	\$ 1,236,634
\$	1,586,738	\$ 1,510,942	\$ 1,488,875	\$ 1,257,250	\$ 1,367,477
	112.48%	179.90%	136.94%	100.63%	90.43%
	84.66%	77.25%	81.08%	86.45%	86.36%
	0.046440%	0.049484%	0.048940%	0.051772%	0.051772%
\$	63,220	\$ 27,541	\$ 23,815	\$ 19,933	\$ 5,432
\$	190,192	\$ 171,058	\$ 164,317	\$ 167,775	\$ 207,762
	33.24%	16.10%	14.49%	11.88%	2.61%
	137.28%	116.55%	116.90%	114.83%	104.56%
	0.000912%	0.001000%	n/a	n/a	n/a
\$	32	\$ 4	n/a	n/a	n/a
\$	6,500	\$ 4,617	n/a	n/a	n/a
	0.49%	0.09%	n/a	n/a	n/a
	124.46%	103.40%	n/a	n/a	n/a

CITY OF PATASKALA, OHIO

SCHEDULES OF THE REQUIRED SUPPLEMENTARY INFORMATION

SCHEDULE OF THE CITY'S PROPORTIONATE SHARE OF
THE NET PENSION LIABILITY
OHIO POLICE AND FIRE (OP&F) PENSION FUND

LAST NINE YEARS

	<u>2022</u>	<u>2021</u>	<u>2020</u>	<u>2019</u>
City's proportion of the net pension liability	0.05235370%	0.05276530%	0.04918190%	0.04957600%
City's proportionate share of the net pension liability	\$ 3,270,756	\$ 3,597,058	\$ 3,313,155	\$ 4,046,712
City's covered payroll	\$ 1,634,447	\$ 1,412,068	\$ 1,390,574	\$ 1,240,337
City's proportionate share of the net pension liability as a percentage of its covered payroll	200.11%	254.74%	238.26%	326.26%
Plan fiduciary net position as a percentage of the total pension liability	75.03%	70.65%	69.89%	63.07%

Note: Information prior to 2014 was unavailable. Schedule is intended to show information for 10 years. Additional years will be displayed as they become available.

Amounts presented for each fiscal year were determined as of the City's measurement date which is the prior year-end.

SEE ACCOMPANYING NOTES TO THE REQUIRED SUPPLEMENTARY INFORMATION

<u>2018</u>	<u>2017</u>	<u>2016</u>	<u>2015</u>	<u>2014</u>
0.04809100%	0.05008300%	0.04760300%	0.04466590%	0.04466590%
\$ 2,951,559	\$ 3,172,196	\$ 3,062,320	\$ 2,313,880	\$ 2,175,369
\$ 1,174,932	\$ 1,130,068	\$ 1,107,637	\$ 1,020,095	\$ 896,285
251.21%	280.71%	276.47%	226.83%	242.71%
70.91%	68.36%	66.77%	72.20%	73.00%

CITY OF PATASKALA, OHIO

SCHEDULES OF THE REQUIRED SUPPLEMENTARY INFORMATION

SCHEDULE OF CITY PENSION CONTRIBUTIONS
OHIO PUBLIC EMPLOYEES RETIREMENT SYSTEM (OPERS)

LAST TEN YEARS

	<u>2022</u>	<u>2021</u>	<u>2020</u>	<u>2019</u>
<i>Traditional Plan:</i>				
Contractually required contribution	\$ 298,906	\$ 290,079	\$ 237,714	\$ 261,307
Contributions in relation to the contractually required contribution	<u>(298,906)</u>	<u>(290,079)</u>	<u>(237,714)</u>	<u>(261,307)</u>
Contribution deficiency (excess)	<u>\$ -</u>	<u>\$ -</u>	<u>\$ -</u>	<u>\$ -</u>
City's covered payroll	\$ 2,135,043	\$ 2,071,993	\$ 1,697,957	\$ 1,866,479
Contributions as a percentage of covered payroll	14.00%	14.00%	14.00%	14.00%
<i>Combined Plan:</i>				
Contractually required contribution	\$ 25,879	\$ 24,956	\$ 23,059	\$ 22,861
Contributions in relation to the contractually required contribution	<u>(25,879)</u>	<u>(24,956)</u>	<u>(23,059)</u>	<u>(22,861)</u>
Contribution deficiency (excess)	<u>\$ -</u>	<u>\$ -</u>	<u>\$ -</u>	<u>\$ -</u>
City's covered payroll	\$ 184,850	\$ 178,257	\$ 164,707	\$ 163,293
Contributions as a percentage of covered payroll	14.00%	14.00%	14.00%	14.00%
<i>Member Directed Plan:</i>				
Contractually required contribution	\$ 1,467	\$ 525	\$ 481	\$ 500
Contributions in relation to the contractually required contribution	<u>(1,467)</u>	<u>(525)</u>	<u>(481)</u>	<u>(500)</u>
Contribution deficiency (excess)	<u>\$ -</u>	<u>\$ -</u>	<u>\$ -</u>	<u>\$ -</u>
City's covered payroll	\$ 14,670	\$ 5,250	\$ 4,810	\$ 5,000
Contributions as a percentage of covered payroll	10.00%	10.00%	10.00%	10.00%

Note: Information prior to 2016 for the City's member directed plan was unavailable. Schedule is intended to show information for 10 years. Additional years will be displayed as they become available.

SEE ACCOMPANYING NOTES TO THE REQUIRED SUPPLEMENTARY INFORMATION

<u>2018</u>	<u>2017</u>	<u>2016</u>	<u>2015</u>	<u>2014</u>	<u>2013</u>
\$ 225,253	\$ 206,276	\$ 181,313	\$ 178,665	\$ 150,870	\$ 177,772
<u>(225,253)</u>	<u>(206,276)</u>	<u>(181,313)</u>	<u>(178,665)</u>	<u>(150,870)</u>	<u>(177,772)</u>
<u>\$ -</u>	<u>\$ -</u>	<u>\$ -</u>	<u>\$ -</u>	<u>\$ -</u>	<u>\$ -</u>
\$ 1,608,950	\$ 1,586,738	\$ 1,510,942	\$ 1,488,875	\$ 1,257,250	\$ 1,367,477
14.00%	13.00%	12.00%	12.00%	12.00%	13.00%
\$ 28,876	\$ 24,725	\$ 20,527	\$ 19,718	\$ 20,133	\$ 27,009
<u>(28,876)</u>	<u>(24,725)</u>	<u>(20,527)</u>	<u>(19,718)</u>	<u>(20,133)</u>	<u>(27,009)</u>
<u>\$ -</u>	<u>\$ -</u>	<u>\$ -</u>	<u>\$ -</u>	<u>\$ -</u>	<u>\$ -</u>
\$ 206,257	\$ 190,192	\$ 171,058	\$ 164,317	\$ 167,775	\$ 207,762
14.00%	13.00%	12.00%	12.00%	12.00%	13.00%
\$ 500	\$ 650	\$ 554			
<u>(500)</u>	<u>(650)</u>	<u>(554)</u>			
<u>\$ -</u>	<u>\$ -</u>	<u>\$ -</u>			
\$ 5,000	\$ 6,500	\$ 4,617			
10.00%	10.00%	12.00%			

CITY OF PATASKALA, OHIO

SCHEDULES OF THE REQUIRED SUPPLEMENTARY INFORMATION

SCHEDULE OF CITY PENSION CONTRIBUTIONS
OHIO POLICE AND FIRE (OP&F) PENSION FUND

LAST TEN YEARS

	<u>2022</u>	<u>2021</u>	<u>2020</u>	<u>2019</u>
<i>Police:</i>				
Contractually required contribution	\$ 364,246	\$ 310,545	\$ 268,293	\$ 264,209
Contributions in relation to the contractually required contribution	<u>(364,246)</u>	<u>(310,545)</u>	<u>(268,293)</u>	<u>(264,209)</u>
Contribution deficiency (excess)	<u>\$ -</u>	<u>\$ -</u>	<u>\$ -</u>	<u>\$ -</u>
City's covered payroll	\$ 1,917,084	\$ 1,634,447	\$ 1,412,068	\$ 1,390,574
Contributions as a percentage of covered payroll	19.00%	19.00%	19.00%	19.00%

SEE ACCOMPANYING NOTES TO THE REQUIRED SUPPLEMENTARY INFORMATION

<u>2018</u>	<u>2017</u>	<u>2016</u>	<u>2015</u>	<u>2014</u>	<u>2013</u>
\$ 235,664	\$ 223,237	\$ 214,713	\$ 210,451	\$ 193,818	\$ 142,360
<u>(235,664)</u>	<u>(223,237)</u>	<u>(214,713)</u>	<u>(210,451)</u>	<u>(193,818)</u>	<u>(142,360)</u>
<u>\$ -</u>	<u>\$ -</u>	<u>\$ -</u>	<u>\$ -</u>	<u>\$ -</u>	<u>\$ -</u>
\$ 1,240,337	\$ 1,174,932	\$ 1,130,068	\$ 1,107,637	\$ 1,020,095	\$ 896,285
19.00%	19.00%	19.00%	19.00%	19.00%	15.88%

CITY OF PATASKALA, OHIO

SCHEDULES OF THE REQUIRED SUPPLEMENTARY INFORMATION

SCHEDULE OF THE CITY'S PROPORTIONATE SHARE OF
THE NET OPEB LIABILITY/NET OPEB ASSET
OHIO PUBLIC EMPLOYEES RETIREMENT SYSTEM (OPERS)

LAST SIX YEARS

	<u>2022</u>	<u>2021</u>	<u>2020</u>	<u>2019</u>
City's proportion of the net OPEB liability/asset	0.012758%	0.012340%	0.012119%	0.012301%
City's proportionate share of the net OPEB liability/(asset)	\$ (399,600)	\$ (219,846)	\$ 1,673,949	\$ 1,603,760
City's covered payroll	\$ 2,255,500	\$ 1,867,474	\$ 2,034,772	\$ 1,820,207
City's proportionate share of the net OPEB liability/asset as a percentage of its covered payroll	17.72%	11.77%	82.27%	88.11%
Plan fiduciary net position as a percentage of the total OPEB liability/asset	128.23%	115.57%	47.80%	46.33%

Note: Information prior to 2017 was unavailable. Schedule is intended to show information for 10 years. Additional years will be displayed as they become available.

Amounts presented for each fiscal year were determined as of the City's measurement date which is the prior year-end.

SEE ACCOMPANYING NOTES TO THE REQUIRED SUPPLEMENTARY INFORMATION

	<u>2018</u>	<u>2017</u>
	0.011990%	0.012583%
\$	1,302,026	\$ 1,270,942
\$	1,783,430	\$ 1,686,617
	73.01%	75.35%
	54.14%	54.05%

CITY OF PATASKALA, OHIO

SCHEDULES OF THE REQUIRED SUPPLEMENTARY INFORMATION

SCHEDULE OF THE CITY'S PROPORTIONATE SHARE OF
THE NET OPEB LIABILITY
OHIO POLICE AND FIRE (OP&F) PENSION FUND

	LAST SIX YEARS			
	<u>2022</u>	<u>2021</u>	<u>2020</u>	<u>2019</u>
City's proportion of the net OPEB liability	0.05235370%	0.05276530%	0.04918190%	0.04957600%
City's proportionate share of the net OPEB liability	\$ 573,842	\$ 559,057	\$ 485,806	\$ 451,466
City's covered payroll	\$ 1,634,447	\$ 1,412,068	\$ 1,390,574	\$ 1,240,337
City's proportionate share of the net OPEB liability as a percentage of its covered payroll	35.11%	39.59%	34.94%	36.40%
Plan fiduciary net position as a percentage of the total OPEB liability	46.86%	45.42%	47.08%	46.57%

Note: Information prior to 2017 was unavailable. Schedule is intended to show information for 10 years. Additional years will be displayed as they become available.

Amounts presented for each fiscal year were determined as of the City's measurement date which is the prior year-end.

SEE ACCOMPANYING NOTES TO THE REQUIRED SUPPLEMENTARY INFORMATION

<u>2018</u>	<u>2017</u>
0.04809100%	0.05008300%
\$ 2,724,769	\$ 2,377,327
\$ 1,174,932	\$ 1,130,068
231.91%	210.37%
14.13%	15.96%

CITY OF PATASKALA, OHIO

SCHEDULES OF THE REQUIRED SUPPLEMENTARY INFORMATION

SCHEDULE OF CITY OPEB CONTRIBUTIONS
OHIO PUBLIC EMPLOYEES RETIREMENT SYSTEM (OPERS)

LAST TEN YEARS

	<u>2022</u>	<u>2021</u>	<u>2020</u>	<u>2019</u>
Contractually required contribution	\$ 587	\$ 210	\$ 192	\$ 200
Contributions in relation to the contractually required contribution	<u>(587)</u>	<u>(210)</u>	<u>(192)</u>	<u>(200)</u>
Contribution deficiency (excess)	<u>\$ -</u>	<u>\$ -</u>	<u>\$ -</u>	<u>\$ -</u>
City's covered payroll	\$ 2,334,563	\$ 2,255,500	\$ 1,867,474	\$ 2,034,772
Contributions as a percentage of covered payroll	0.03%	0.01%	0.01%	0.01%

SEE ACCOMPANYING NOTES TO THE REQUIRED SUPPLEMENTARY INFORMATION

<u>2018</u>	<u>2017</u>	<u>2016</u>	<u>2015</u>	<u>2014</u>	<u>2013</u>
\$ 200	\$ 17,819	\$ 33,732	\$ 33,064	\$ 27,094	\$ 15,746
<u>(200)</u>	<u>(17,819)</u>	<u>(33,732)</u>	<u>(33,064)</u>	<u>(27,094)</u>	<u>(15,746)</u>
<u>\$ -</u>	<u>\$ -</u>	<u>\$ -</u>	<u>\$ -</u>	<u>\$ -</u>	<u>\$ -</u>
\$ 1,820,207	\$ 1,783,430	\$ 1,686,617	\$ 1,653,192	\$ 1,425,025	\$ 1,575,239
0.01%	1.00%	2.00%	2.00%	1.90%	1.00%

CITY OF PATASKALA, OHIO

SCHEDULES OF THE REQUIRED SUPPLEMENTARY INFORMATION

SCHEDULE OF CITY OPEB CONTRIBUTIONS
OHIO POLICE AND FIRE (OP&F) PENSION FUND

LAST TEN YEARS

	<u>2022</u>	<u>2021</u>	<u>2020</u>	<u>2019</u>
<i>Police:</i>				
Contractually required contribution	\$ 9,585	\$ 8,172	\$ 7,060	\$ 6,953
Contributions in relation to the contractually required contribution	<u>(9,585)</u>	<u>(8,172)</u>	<u>(7,060)</u>	<u>(6,953)</u>
Contribution deficiency (excess)	<u>\$ -</u>	<u>\$ -</u>	<u>\$ -</u>	<u>\$ -</u>
City's covered payroll	\$ 1,917,084	\$ 1,634,447	\$ 1,412,068	\$ 1,390,574
Contributions as a percentage of covered payroll	0.50%	0.50%	0.50%	0.50%

SEE ACCOMPANYING NOTES TO THE REQUIRED SUPPLEMENTARY INFORMATION

<u>2018</u>	<u>2017</u>	<u>2016</u>	<u>2015</u>	<u>2014</u>	<u>2013</u>
\$ 6,202	\$ 5,875	\$ 5,803	\$ 5,688	\$ 4,921	\$ 34,237
<u>(6,202)</u>	<u>(5,875)</u>	<u>(5,803)</u>	<u>(5,688)</u>	<u>(4,921)</u>	<u>(34,237)</u>
<u>\$ -</u>	<u>\$ -</u>	<u>\$ -</u>	<u>\$ -</u>	<u>\$ -</u>	<u>\$ -</u>
\$ 1,240,337	\$ 1,174,932	\$ 1,130,068	\$ 1,107,637	\$ 1,020,095	\$ 896,285
0.50%	0.50%	0.50%	0.50%	0.50%	3.62%

CITY OF PATASKALA, OHIO

NOTES TO THE REQUIRED SUPPLEMENTARY INFORMATION
FOR THE YEAR ENDED DECEMBER 31, 2022

PENSION

OHIO PUBLIC EMPLOYEES RETIREMENT SYSTEM (OPERS)

Changes in benefit terms :

- There were no changes in benefit terms from the amounts reported for 2014.
- There were no changes in benefit terms from the amounts reported for 2015.
- There were no changes in benefit terms from the amounts reported for 2016.
- There were no changes in benefit terms from the amounts reported for 2017.
- There were no changes in benefit terms from the amounts reported for 2018.
- There were no changes in benefit terms from the amounts reported for 2019.
- There were no changes in benefit terms from the amounts reported for 2020.
- There were no changes in benefit terms from the amounts reported for 2021.
- There were no changes in benefit terms from the amounts reported for 2022.

Changes in assumptions :

- There were no changes in assumptions for 2014.
- There were no changes in assumptions for 2015.
- There were no changes in assumptions for 2016.
- For 2017, the following were the most significant changes of assumptions that affected the total pension liability since the prior measurement date: (a) reduction in the actuarially assumed rate of return from 8.00% down to 7.50%, (b) for defined benefit investments, decreasing the wage inflation from 3.75% to 3.25% and (c) changing the future salary increases from a range of 4.25%-10.05% to 3.25%-10.75%.
- There were no changes in assumptions for 2018.
- For 2019, the following were the most significant changes of assumptions that affected the total pension liability since the prior measurement date: (a) the assumed rate of return and discount rate were reduced from 7.50% down to 7.20%.
- There were no changes in assumptions for 2020.
- There were no changes in assumptions for 2021.
- For 2022, the following were the most significant changes of assumptions that affected the total pension liability since the prior measurement date: (a) wage inflation was changed from 3.25% to 2.75%, (b) future salary increases, including inflation were changed from 3.25%-10.75% to 2.75%-10.75%, (c) COLA for post 1/7/2013 retirees were changed from 0.50%, simple through 2021, then 2.15% simple to 3.00%, simple through 2022, then 2.05% simple and (d) the actuarially assumed rate of return was changed from 7.20% to 6.90%.

OHIO POLICE AND FIRE (OP&F) PENSION FUND

Changes in benefit terms :

- There were no changes in benefit terms from the amounts reported for 2014.
- There were no changes in benefit terms from the amounts reported for 2015.
- There were no changes in benefit terms from the amounts reported for 2016.
- There were no changes in benefit terms from the amounts reported for 2017.
- There were no changes in benefit terms from the amounts reported for 2018.
- There were no changes in benefit terms from the amounts reported for 2019.
- There were no changes in benefit terms from the amounts reported for 2020.
- There were no changes in benefit terms from the amounts reported for 2021.
- There were no changes in benefit terms from the amounts reported for 2022.

Changes in assumptions :

- There were no changes in assumptions for 2014.
- There were no changes in assumptions for 2015.
- There were no changes in assumptions for 2016.
- There were no changes in assumptions for 2017.
- For 2018, the following were the most significant changes of assumptions that affected the total pension liability since the prior measurement date: (a) reduction in the actuarially assumed rate of return from 8.25% down to 8.00%, (b) changing the future salary increases from a range of 4.25%-11.00% to 3.75%-10.50%, (c) reduction in payroll increases from 3.75% down to 3.25%, (d) reduction in inflation assumptions from 3.25% down to 2.75% and (e) Cost of Living Adjustments (COLA) were reduced from 2.60% and 3.00% simple to 2.20% and 3.00% simple.
- There were no changes in assumptions for 2019.
- There were no changes in assumptions for 2020.
- There were no changes in assumptions for 2021.
- For 2022, the following were the most significant changes of assumptions that affected the total pension liability since the prior measurement date: (a) the actuarially assumed rate of return was changed from 8.00% to 7.50%.

(Continued)

CITY OF PATASKALA, OHIO

NOTES TO THE REQUIRED SUPPLEMENTARY INFORMATION (CONTINUED)
FOR THE YEAR ENDED DECEMBER 31, 2022

OTHER POSTEMPLOYMENT BENEFITS (OPEB)

OHIO PUBLIC EMPLOYEES RETIREMENT SYSTEM (OPERS)

Changes in benefit terms :

- There were no changes in benefit terms from the amounts reported for 2017.
- There were no changes in benefit terms from the amounts reported for 2018.
- There were no changes in benefit terms from the amounts reported for 2019.
- There were no changes in benefit terms from the amounts reported for 2020.
- For 2021, the following were the most significant changes in benefit terms since the prior measurement date: the Board approved several changes to the health care plan offered to Medicare and non-Medicare retirees in efforts to decrease costs and increase the solvency of the health care Plan. These changes are effective January 1, 2022 and include changes to base allowances and eligibility for Medicare retirees, as well as replacing OPERS-sponsored medical plans for non-Medicare retirees with monthly allowances, similar to the program for Medicare retirees. These changes are reflected in the December 31, 2020 measurement date health care valuation. These changes significantly decreased the total OPEB liability for the measurement date December 31, 2020.
- There were no changes in benefit terms from the amounts reported for 2022.

Changes in assumptions :

- There were no changes in methods and assumptions used in the calculation of actuarial determined contributions for 2017.
- For 2018, the following were the most significant changes of assumptions that affected the total OPEB liability since the prior measurement date: (a) reduction in the actuarially assumed rate of return from 4.23% down to 3.85%.
- For 2019, the following were the most significant changes of assumptions that affect the total OPEB liability since the prior measurement date: (a) the discount rate was increased from 3.85% up to 3.96%, (b) The investment rate of return was decreased from 6.50% percent down to 6.00%, (c) the municipal bond rate was increased from 3.31% up to 3.71% and (d) the health care cost trend rate was increased from 7.50%, initial/3.25%, ultimate in 2028 up to 10.00%, initial/3.25% ultimate in 2029.
- For 2020, the following were the most significant changes of assumptions that affect the total OPEB liability since the prior measurement date: (a) the discount rate was decreased from 3.96% up to 3.16%, (b) the municipal bond rate was decreased from 3.71% up to 2.75% and (c) the health care cost trend rate was increased from 10.00%, initial/3.25%, ultimate in 2029 up to 10.50%, initial/3.50% ultimate in 2030.
- For 2021, the following were the most significant changes of assumptions that affect the total OPEB liability since the prior measurement date: (a) the discount rate was increased from 3.16% up to 6.00%, (b) the municipal bond rate was decreased from 2.75% up to 2.00% and (c) the health care cost trend rate was decreased from 10.00%, initial/3.50%, ultimate in 2030 down to 8.50%, initial/3.50% ultimate in 2035.
- For 2022, the following were the most significant changes of assumptions that affect the total OPEB liability since the prior measurement date: (a) wage inflation changed from 3.25% to 2.75%, (b) projected salary increases, including inflation changed from 3.25%-10.75% to 2.75%-10.75%, (c) the municipal bond rate was changed from 2.00% to 1.84% and (d) the health care cost trend rate was changed from 8.50% initial, 3.50% ultimate in 2035 to 5.50% initial, 3.50% ultimate in 2034.


OHIO POLICE AND FIRE (OP&F) PENSION FUND

Changes in benefit terms :


- There were no changes in benefit terms from the amounts reported for 2017.
- There were no changes in benefit terms from the amounts reported for 2018.
- For 2019, OP&F changed its retiree health care model from a self-insured health care plan to a stipend-based health care model.
- There were no changes in benefit terms from the amounts reported for 2020.
- There were no changes in benefit terms from the amounts reported for 2021.
- There were no changes in benefit terms from the amounts reported for 2022.

Changes in assumptions :

- There were no changes in methods and assumptions used in the calculation of actuarial determined contributions for 2017.
- For 2018, the following were the most significant changes of assumptions that affected the total OPEB liability since the prior measurement date: (a) DROP interest rate was reduced from 4.50% to 4.00%, (b) CPI-based COLA was reduced from 2.60% to 2.20%, (c) investment rate of return was reduced from 8.25% to 8.00%, (d) salary increases were reduced from 3.75% to 3.25% and (e) payroll growth was reduced from 3.75% to 3.25%.
- For 2019, the following were the most significant changes of assumptions that affect the total OPEB liability since the prior measurement date: (a) the discount rate was increased from 3.24% up to 4.66%.
- For 2020, the following were the most significant changes of assumptions that affect the total OPEB liability since the prior measurement date: (a) the discount rate was decreased from 4.66% up to 3.56%.
- For 2021, the following were the most significant changes of assumptions that affect the total OPEB liability since the prior measurement date: (a) the discount rate was decreased from 3.56% down to 2.96%.
- For 2022, the following were the most significant changes of assumptions that affect the total OPEB liability since the prior measurement date: (a) the investment rate of return was changed from 8.00% to 7.50% and (b) the discount rate was changed from 2.96% to 2.84%.



THIS PAGE IS INTENTIONALLY LEFT BLANK



COMBINING STATEMENTS
AND INDIVIDUAL FUND SCHEDULES

CITY OF PATASKALA, OHIO
INDIVIDUAL FUND SCHEDULES
FUND DESCRIPTIONS - GOVERNMENTAL FUNDS

GENERAL FUND

The general fund accounts for all financial resources except those required to be accounted for in another fund. The general fund balance is available to the City for any purpose provided it is expended or transferred according to the charter of the City and/or the general laws of Ohio.

MAJOR FUNDS

Street Fund

The street fund accounts for revenues generated from license and gasoline taxes that are restricted to be used on local roads within the City

Police Fund

This fund accounts for tax and other revenues collected that are restricted for police operations.

NONMAJOR SPECIAL REVENUE FUNDS

Special revenue funds are used to account for and report the proceeds of specific revenue sources that are restricted or committed to expenditure for specific purposes other than debt service or capital projects. The term *proceeds of specific revenue sources* establishes that one or more specific restricted or committed revenues should be the foundation for a special revenue fund. The following are the special revenue funds which the City operates:

State Highway Fund

This fund accounts for the portion of state gasoline tax restricted for maintenance of state highways within the City.

Ecological Preservation Fund

This fund accounts for revenues received that are restricted for the use of preserving ecological projects within the City

Pataskala Corporate Park Joint Economic Development District (JEDD Income Tax) Fund

This fund accounts for income taxes received from collections within the Pataskala Corporate Park which are restricted for improvements specifically within the Corporate Park.

Permissive License Tax Fund

This fund accounts for the \$5.00 license tax levied by the City of Pataskala and Licking County on each motor vehicle registered in the City. Money is restricted for planning, constructing, improving, maintaining, and repairing roads, streets and bridges within the City.

Park Use Fund

This fund accounts for developers' fees collected that are committed for capital improvements associated with the City's parks.

Immobilization Fund

This fund receives fines assessed from City's Mayor's Court for immobilized vehicles. Money is restricted for training and education purposes.

Court Computer Fund

This fund receives fines assessed from the City's Mayor's Court and are restricted to improve the court computer systems.

CITY OF PATASKALA, OHIO

INDIVIDUAL FUND SCHEDULES
FUND DESCRIPTIONS - GOVERNMENTAL FUNDS

NONMAJOR SPECIAL REVENUE FUNDS (CONTINUED)

Alcohol Enforcement and Education Fund

Account for fines received by the City's Mayor's Court and are restricted to educate the public about laws governing the operation of motor vehicles while under the influence.

Law Enforcement Trust Fund

Accounts for fines generated in the prosecution of those in possession of contraband and any proceeds received from the sale of confiscated contraband. This money is restricted for any law enforcement activity.

Pataskala Mobile Home Park Fund

This fund accounts for a donation received that are committed for maintenance of the storm sewer line underlying the railroad tracks within the City

Indigent Driver Interlock Fund

This fund accounts for fine and forfeitures that are restricted for expenditures related to indigent drivers.

Law Enforcement Training Fund

This fund accounts for federal and state grant dollars that are restricted for the purpose of training police officers in the City.

Payment in Lieu Fund

This fund accounts for resources provided by developers that are committed for further use. Developers provide funds to the City in lieu of installing sidewalks, planting trees, etc.

Coronavirus Local Fiscal Recovery Fund

This fund is used to account for grant money received under the American Rescue Plan Act (ARPA) that is restricted for use on items related to ARPA programs. This fund does not have a budgetary schedule as the City is using these amounts for sewer capital projects.

Impact Fees Fund

This fund is used to account for planning and zoning fees that are restricted for community environment purposes.

OneOhio Settlement Fund

This fund is used to account for opioid settlement proceeds that are restricted for public health and welfare programs.

Fire Escrow Fund

This fund is used to account for funds for insurance payments received and disbursed as agent relative to fire damages incurred by City property owners.

Vendor Bond & Escrow Fund

This fund is used to account for funds received as deposits from vendors doing business within the city.

The following funds are included in the general fund (GAAP basis), but have separate legally adopted budgets (budget basis):

Unclaimed Monies Fund

This fund is used to account for resources that are unclaimed monies that have not been distributed. The fund balance of this fund is nonspendable.

Recreation Fund

This fund accounts for fees charged for recreational activities and is used for park and recreation purposes.

Sesquicentennial Fund

This fund receives grants and donations to be used for historical activities and programs within the City.

Payroll Clearing Fund

To account for money held related to employee and employer payroll items due to others. This fund does not require a budget, therefore no budgetary statement is presented.

The following fund is included in the police fund (GAAP basis), but has a separate legally adopted budget (budget basis)

Police K-9 Unit Fund

This fund receives grants and donations for the upkeep, care, and maintenance of the City's investigative police dog.

CITY OF PATASKALA, OHIO
INDIVIDUAL FUND SCHEDULES
FUND DESCRIPTIONS - GOVERNMENTAL FUNDS

NONMAJOR DEBT SERVICE FUND

Debt service funds are used to account for and report financial resources that are restricted, committed or assigned to expenditures for principal and interest. The following is a description of all nonmajor debt service funds:

Debt Service Fund

This fund accounts for income taxes that are restricted for the use of paying principal and interest.

NONMAJOR CAPITAL PROJECTS FUNDS

Capital project funds are used to account for and report financial resources that are restricted, committed or assigned to expenditure for capital outlays, including the acquisition or construction of capital facilities and other capital assets. Capital project funds exclude those types of capital-related outflows financed by proprietary funds or for assets that will be held in trust for individuals, private organizations, or other governments. The following is a description of all nonmajor capital project funds:

Nonmajor Capital Projects Funds

Capital Improvements Fund

This fund is used to account for income taxes that are restricted for the purchase of equipment and to construct capital assets.

Issue II Fund

This fund is used to account for transfers and intergovernmental revenues that are restricted for Issue II projects.

State Route 310 Tax Increment Finance Equivalent Fund

This fund accounts for tax incentive equivalent funds.

Capital Facilities Fund

This fund is used to account for rental income that is committed to various capital facilities projects in the City.

Builder's Escrow Fund

This fund is to account for money held for construction projects throughout the City.

CITY OF PATASKALA, OHIO

SCHEDULE OF REVENUES, EXPENDITURES AND CHANGES IN
 FUND BALANCE - BUDGET AND ACTUAL (NON-GAAP BUDGETARY BASIS)
GENERAL FUND
 FOR THE YEAR ENDED DECEMBER 31, 2022

	<u>Budgeted Amounts</u>			Variance with Final Budget Positive (Negative)
	<u>Original</u>	<u>Final</u>	<u>Actual</u>	
Revenues:				
Real and Other Taxes	\$ 1,377,178	\$ 1,457,000	\$ 1,392,302	\$ (64,698)
Licenses and Permits	267,800	271,315	294,566	23,251
Fines and Forfeitures	68,200	200,800	182,237	(18,563)
Intergovernmental	252,479	272,952	368,124	95,172
Special Assessments	1,000	1,000	30	(970)
Contributions and donations	-	-	1,625	1,625
Investment Income	19,400	17,500	44,703	27,203
Other	30,000	45,000	5,387	(39,613)
Total Revenues	2,016,057	2,265,567	2,288,974	23,407
Expenditures:				
<i>Current:</i>				
<u>General Government</u>				
General Government				
Salaries & related	485,996	44,670	38,580	6,090
Contractual services	339,635	327,435	213,097	114,338
General operating	159,604	116,582	25,438	91,144
Total General Government	985,235	488,687	277,115	211,572
Court & Legal				
Salaries & related	107,550	104,550	89,769	14,781
Contractual services	210,265	209,515	122,881	86,634
General operating	12,138	12,000	2,161	9,839
Total Court & Legal	329,953	326,065	214,811	111,254
Executive & Legislative				
Salaries & related	165,423	163,974	151,848	12,126
Contractual services	14,970	14,970	11,244	3,726
General operating	32,219	30,749	12,358	18,391
Total Executive & Legislative	212,612	209,693	175,450	34,243
Finance				
Salaries & related	44,420	42,605	38,995	3,610
Contractual services	45,642	46,824	39,718	7,106
General operating	24,248	23,827	13,734	10,093
Total Finance	114,310	113,256	92,447	20,809
Parks, Lands & Municipal Facilities				
Salaries & related	300	300	146	154
Contractual services	123,907	123,612	80,247	43,365
General operating	233,581	233,571	190,384	43,187
Capital outlay	120,000	120,000	15,700	104,300
Total Parks, Lands & Municipal Facilities	477,788	477,483	286,477	191,006
Total General Government	2,119,898	1,615,184	1,046,300	568,884

--Continued

CITY OF PATASKALA, OHIO

SCHEDULE OF REVENUES, EXPENDITURES AND CHANGES IN
 FUND BALANCE - BUDGET AND ACTUAL (NON-GAAP BUDGETARY BASIS)
GENERAL FUND (CONTINUED)
 FOR THE YEAR ENDED DECEMBER 31, 2022

	<u>Budgeted Amounts</u>		<u>Actual</u>	<u>Variance with Final Budget Positive (Negative)</u>
	<u>Original</u>	<u>Final</u>		
<u>Community Environment</u>				
General Government				
Salaries & related	\$ 4,384	\$ 431,763	\$ 378,471	\$ 53,292
Contractual services	4,870	23,345	10,586	12,759
General operating	5,020	55,018	37,400	17,618
Total General Government	14,274	510,126	426,457	83,669
Total Community Environment	14,274	510,126	426,457	83,669
<u>Leisure Time Activities</u>				
Parks, Lands & Municipal Facilities				
Salaries & related	595	-	-	-
Total Parks, Lands & Municipal Facilities	595	-	-	-
Total Leisure Time Activities	595	-	-	-
Total Expenditures	2,134,767	2,125,310	1,472,757	652,553
Excess (Deficiency) of Revenues Over (Under) Expenditures	(118,710)	140,257	816,217	675,960
Other Financing Sources (Uses):				
Sale of assets	1,500	1,500	-	(1,500)
Transfers out	(335,000)	(349,000)	(349,000)	-
Total Other Financing Sources (Uses)	(333,500)	(347,500)	(349,000)	(1,500)
Net Change in Fund Balance	(452,210)	(207,243)	467,217	674,460
Fund Balance at Beginning of Year	2,849,064	2,849,064	2,849,064	-
Prior Year Encumbrances Appropriated	83,913	83,913	83,913	-
Fund Balance at End of Year	\$ 2,480,767	\$ 2,725,734	\$ 3,400,194	\$ 674,460

CITY OF PATASKALA, OHIO

SCHEDULE OF REVENUES, EXPENDITURES AND CHANGES IN
FUND BALANCE - BUDGET AND ACTUAL (NON-GAAP BUDGETARY BASIS)

STREET FUND

FOR THE YEAR ENDED DECEMBER 31, 2022

	Budgeted Amounts		Actual	Variance with
	Original	Final		Final Budget Positive (Negative)
Revenues:				
Income taxes	\$ 3,265,112	\$ 3,394,892	\$ 3,442,741	\$ 47,849
Intergovernmental	1,114,357	1,105,000	1,145,811	40,811
Investment income	24,250	24,250	55,333	31,083
Charges for services	-	-	505	505
Other	30,000	30,000	52,980	22,980
Total Revenues	4,433,719	4,554,142	4,697,370	143,228
Expenditures:				
<i>Current:</i>				
<u>General Government</u>				
General Government				
Salaries & related	107,805	97,515	82,458	15,057
Contractual services	847,486	849,457	730,862	118,595
General operating	320	320	320	-
Total General Government	955,611	947,292	813,640	133,652
Court & Legal				
Contractual services	72,500	67,598	42,597	25,001
Total Court & Legal	72,500	67,598	42,597	25,001
Finance				
Salaries & related	101,206	97,468	78,044	19,424
Contractual services	15,500	18,500	18,466	34
General operating	111,899	207,539	178,885	28,654
Total Finance	228,605	323,507	275,395	48,112
Parks, Lands & Municipal Facilities				
General operating	24,117	23,500	12,475	11,025
Total Parks, Lands & Municipal Facilities	24,117	23,500	12,475	11,025
Total General Government	1,280,833	1,361,897	1,144,107	217,790
<u>Transportation</u>				
Public Service				
Salaries & related	1,060,379	1,049,679	751,890	297,789
Contractual services	247,346	231,467	186,936	44,531
General operating	382,246	352,872	223,641	129,231
Capital outlay	1,909,916	2,083,716	2,026,379	57,337
Total Transportation	3,599,887	3,717,734	3,188,846	528,888
Total Expenditures	4,880,720	5,079,631	4,332,953	746,678
Net Change in Fund Balance	(447,001)	(525,489)	364,417	889,906
Fund Balance at Beginning of Year	3,001,288	3,001,288	3,001,288	-
Prior Year Encumbrances Appropriated	604,270	604,270	604,270	-
Fund Balance at End of Year	\$ 3,158,557	\$ 3,080,069	\$ 3,969,975	\$ 889,906

CITY OF PATASKALA, OHIO

SCHEDULE OF REVENUES, EXPENDITURES AND CHANGES IN
 FUND BALANCE - BUDGET AND ACTUAL (NON-GAAP BUDGETARY BASIS)
POLICE FUND
 FOR THE YEAR ENDED DECEMBER 31, 2022

	Budgeted Amounts			Variance with Final Budget Positive (Negative)
	Original	Final	Actual	
Revenues:				
Income taxes	\$ 3,331,747	\$ 3,464,175	\$ 3,513,001	\$ 48,826
Charges for services	3,800	7,100	12,141	5,041
Fines and forfeitures	150	150	205	55
Intergovernmental	5,100	12,700	16,049	3,349
Investment income	24,300	25,000	44,791	19,791
Other	30,000	42,000	64,475	22,475
Total Revenues	3,395,097	3,551,125	3,650,662	99,537
Expenditures:				
<i>Current:</i>				
<u>General Government</u>				
General Government				
Salaries & related	28,772	18,772	12	18,760
Contractual services	95,990	105,990	73,669	32,321
General operating	320	320	320	-
Total General Government	125,082	125,082	74,001	51,081
Court & Legal				
Contractual services	62,943	62,943	47,943	15,000
Total Court & Legal	62,943	62,943	47,943	15,000
Finance				
Salaries & related	101,206	97,468	78,045	19,423
Contractual services	18,707	21,707	21,330	377
General operating	186,251	224,251	182,500	41,751
Total Finance	306,164	343,426	281,875	61,551
Parks, Lands & Municipal Facilities				
Contractual services	52,119	52,119	39,648	12,471
General operating	38,410	34,205	23,420	10,785
Total Parks, Lands & Municipal Facilities	90,529	86,324	63,068	23,256
Total General Government	584,718	617,775	466,887	150,888
<u>Security of Persons & Property</u>				
Police				
Salaries & related	2,776,885	2,840,699	2,765,076	75,623
Contractual services	34,456	34,431	28,732	5,699
General operating	281,157	275,044	270,635	4,409
Capital outlay	183,149	208,149	182,202	25,947
Total Police	3,275,647	3,358,323	3,246,645	111,678
Total Security of Persons & Property	3,275,647	3,358,323	3,246,645	111,678
Total Expenditures	3,860,365	3,976,098	3,713,532	262,566
Excess of Expenditures over Revenues	(465,268)	(424,973)	(62,870)	362,103

--Continued

CITY OF PATASKALA, OHIO

SCHEDULE OF REVENUES, EXPENDITURES AND CHANGES IN
 FUND BALANCE - BUDGET AND ACTUAL (NON-GAAP BUDGETARY BASIS)
POLICE FUND (CONTINUED)
 FOR THE YEAR ENDED DECEMBER 31, 2022

	<u>Budgeted Amounts</u>			Variance with Final Budget Positive (Negative)
	<u>Original</u>	<u>Final</u>	<u>Actual</u>	
Other Financing Sources (Uses):				
Sale of capital assets	\$ 500	\$ 500	\$ -	\$ (500)
Transfers out	(22,500)	(22,500)	(22,500)	-
Total Other Financing Sources (Uses)	(22,000)	(22,000)	(22,500)	(500)
Net Change in Fund Balance	(487,268)	(446,973)	(85,370)	361,603
Fund Balance at Beginning of Year	3,907,745	3,907,745	3,907,745	-
Prior Year Encumbrances Appropriated	90,288	90,288	90,288	-
Fund Balance at End of Year	\$ 3,510,765	\$ 3,551,060	\$ 3,912,663	\$ 361,603

CITY OF PATASKALA, OHIO
COMBINING BALANCE SHEET
NONMAJOR GOVERNMENTAL FUNDS
DECEMBER 31, 2022

	Nonmajor Special Revenue Funds	Nonmajor Debt Service Fund - Debt Service	Nonmajor Capital Projects Funds	Total Nonmajor Governmental Funds
Assets:				
Equity in pooled cash and investments	\$ 2,261,201	\$ 302,727	\$ 3,506,117	\$ 6,070,045
Receivables (net of allowances of uncollectibles):				
Income taxes	-	166,138	48,864	215,002
Real and other taxes	24,229	-	-	24,229
Accounts	435	-	-	435
Accrued interest	1,187	275	2,855	4,317
Payments in lieu of taxes	-	-	122,696	122,696
Due from other governments	47,632	-	-	47,632
Leases	-	-	323,689	323,689
Prepayments	442	-	-	442
<u>Restricted assets:</u>				
Cash with fiscal and escrow agents	473,587	-	-	473,587
Total Assets	\$ 2,808,713	\$ 469,140	\$ 4,004,221	\$ 7,282,074
Liabilities:				
Accounts payable	\$ 3,358	\$ -	\$ 69,633	\$ 72,991
Contracts payable	-	-	188,880	188,880
Due to other governments	-	1,169	-	1,169
Unearned revenue	848,588	-	669,761	1,518,349
Total Liabilities	851,946	1,169	928,274	1,781,389
Deferred Inflows of Resources:				
Investment income not available	725	168	919	1,812
Income tax revenue not available	-	104,840	30,835	135,675
Intergovernmental revenue not available	31,547	-	-	31,547
Leases	-	-	319,491	319,491
PILOTs levied for the next fiscal year	-	-	122,696	122,696
Total Deferred Inflows of Resources	32,272	105,008	473,941	611,221
Fund balances:				
Nonspendable	442	-	-	442
Restricted	1,733,054	362,963	2,530,914	4,626,931
Committed	190,999	-	71,092	262,091
Total Fund Balances	1,924,495	362,963	2,602,006	4,889,464
Total Liabilities, Deferred Inflows of Resources & Fund Balances	\$ 2,808,713	\$ 469,140	\$ 4,004,221	\$ 7,282,074

CITY OF PATASKALA, OHIO

COMBINING STATEMENT OF REVENUES, EXPENDITURES AND CHANGES IN FUND BALANCES
NONMAJOR GOVERNMENTAL FUNDS
 FOR THE YEAR ENDED DECEMBER 31, 2022

	Nonmajor Special Revenue Funds	Nonmajor Debt Service Fund - Debt Service	Nonmajor Capital Projects Funds	Total Nonmajor Governmental Funds
Revenues:				
Income taxes	\$ -	\$ 692,673	\$ 118,780	\$ 811,453
Real and other taxes	300,835	-	-	300,835
Charges for services	68,975	-	-	68,975
Fines and forfeitures	18,742	-	-	18,742
Intergovernmental	236,967	1,746	278	238,991
Investment income	(25,895)	(4,052)	(13,671)	(43,618)
Rental income	-	-	62,668	62,668
Payments in lieu of taxes	-	-	249,175	249,175
Other	1,028	5,328	49,053	55,409
Total Revenues	600,652	695,695	466,283	1,762,630
Expenditures:				
<u>Current:</u>				
General government	6,153	36,714	-	42,867
Security of persons and property	4,615	-	-	4,615
Transportation	163,283	-	-	163,283
Leisure time activity	78,547	-	-	78,547
Capital outlay	-	-	1,026,084	1,026,084
<u>Debt service:</u>				
Principal retirement	-	712,468	-	712,468
Interest and fiscal charges	-	251,205	-	251,205
Total Expenditures	252,598	1,000,387	1,026,084	2,279,069
Excess (Deficiency) of Revenues Over (Under) Expenditures	348,054	(304,692)	(559,801)	(516,439)
Other Financing Sources (Uses):				
Transfers in	-	274,194	-	274,194
Transfers out	-	-	(251,694)	(251,694)
Total Other Financing Sources (Uses)	-	274,194	(251,694)	22,500
Net Change in Fund Balance	348,054	(30,498)	(811,495)	(493,939)
Fund Balance at Beginning of Year	1,576,441	393,461	3,413,501	5,383,403
Fund Balance at End of Year	\$ 1,924,495	\$ 362,963	\$ 2,602,006	\$ 4,889,464

CITY OF PATASKALA, OHIO

COMBINING BALANCE SHEET
NONMAJOR SPECIAL REVENUE FUNDS
DECEMBER 31, 2022

	State Highway Fund	Ecological Preservation Fund	JEDD Income Tax Fund	Permissive License Tax Fund
Assets:				
Equity in pooled cash and investments	\$ 409,774	\$ 8,650	\$ 3,766	\$ 727,713
Receivables (net of allowances of uncollectibles):				
Real and other taxes	-	-	-	24,229
Accounts	-	-	-	-
Accrued interest	411	-	-	660
Due from other governments	47,632	-	-	-
Prepayments	-	-	-	-
<u>Restricted assets:</u>				
Cash with fiscal and escrow agents	-	-	-	473,587
Total Assets	\$ 457,817	\$ 8,650	\$ 3,766	\$ 1,226,189
Liabilities:				
Accounts payable	\$ 3,358	\$ -	\$ -	\$ -
Unearned revenue	-	-	-	-
Total Liabilities	3,358	-	-	-
Deferred Inflows of Resources:				
Investment income not available	251	-	-	403
Intergovernmental revenue not available	31,547	-	-	-
Total Deferred Inflows of Resources	31,798	-	-	403
Fund balances:				
Nonspendable	-	-	-	-
Restricted	422,661	8,650	3,766	1,225,786
Committed	-	-	-	-
Total Fund Balances	422,661	8,650	3,766	1,225,786
Total Liabilities, Deferred Inflows of Resources & Fund Balances	\$ 457,817	\$ 8,650	\$ 3,766	\$ 1,226,189

Park Use Fund	Immobilization Fund	Court Computer Fund	Alcohol Enforcement and Education Fund	Law Enforcement Trust Fund	Pataskala Mobile Home Park Fund
\$ 127,522	\$ 490	\$ 24,864	\$ 5,946	\$ 26,892	\$ 4,492
-	-	-	-	-	-
-	-	290	-	145	-
116	-	-	-	-	-
-	-	-	-	-	-
-	-	442	-	-	-
-	-	-	-	-	-
\$ 127,638	\$ 490	\$ 25,596	\$ 5,946	\$ 27,037	\$ 4,492
\$ -	\$ -	\$ -	\$ -	\$ -	\$ -
-	-	-	-	-	-
-	-	-	-	-	-
71	-	-	-	-	-
-	-	-	-	-	-
71	-	-	-	-	-
-	-	442	-	-	-
-	490	25,154	5,946	27,037	-
127,567	-	-	-	-	4,492
127,567	490	25,596	5,946	27,037	4,492
\$ 127,638	\$ 490	\$ 25,596	\$ 5,946	\$ 27,037	\$ 4,492

-- Continued

CITY OF PATASKALA, OHIO

COMBINING BALANCE SHEET
 NONMAJOR SPECIAL REVENUE FUNDS (CONTINUED)
 DECEMBER 31, 2022

	Indigent Drivers Interlock Fund	Law Enforcement Training Fund	Payment in Lieu Fund	Coronavirus Local Fiscal Recovery Fund
Assets:				
Equity in pooled cash and investments	\$ 952	\$ 10,080	\$ 58,940	\$ 838,523
Receivables (net of allowances of uncollectibles):				
Real and other taxes	-	-	-	-
Accounts	-	-	-	-
Accrued interest	-	-	-	-
Due from other governments	-	-	-	-
Prepayments	-	-	-	-
Restricted assets:				
Cash with fiscal and escrow agents	-	-	-	-
Total Assets	\$ 952	\$ 10,080	\$ 58,940	\$ 838,523
Liabilities:				
Accounts payable	\$ -	\$ -	\$ -	\$ -
Unearned revenue	-	-	-	838,523
Total Liabilities	-	-	-	838,523
Deferred Inflows of Resources:				
Investment income not available	-	-	-	-
Intergovernmental revenue not available	-	-	-	-
Total Deferred Inflows of Resources	-	-	-	-
Fund balances:				
Nonspendable	-	-	-	-
Restricted	952	10,080	-	-
Committed	-	-	58,940	-
Total Fund Balances	952	10,080	58,940	-
Total Liabilities, Deferred Inflows of Resources & Fund Balances	\$ 952	\$ 10,080	\$ 58,940	\$ 838,523

Impact Fees Fund	OneOhio Settlement Fund	Vendor Bond & Escrow Fund	Total Nonmajor Special Revenue Funds
\$ 1,028	\$ 1,504	\$ 10,065	\$ 2,261,201
-	-	-	24,229
-	-	-	435
-	-	-	1,187
-	-	-	47,632
-	-	-	442
-	-	-	473,587
\$ 1,028	\$ 1,504	\$ 10,065	\$ 2,808,713
\$ -	\$ -	\$ -	3,358
-	-	10,065	848,588
-	-	10,065	851,946
-	-	-	725
-	-	-	31,547
-	-	-	32,272
-	-	-	442
1,028	1,504	-	1,733,054
-	-	-	190,999
1,028	1,504	-	1,924,495
\$ 1,028	\$ 1,504	\$ 10,065	\$ 2,808,713

CITY OF PATASKALA, OHIO

COMBINING STATEMENT OF REVENUES, EXPENDITURES
AND CHANGES IN FUND BALANCES
NONMAJOR SPECIAL REVENUE FUNDS
FOR THE YEAR ENDED DECEMBER 31, 2022

	State Highway Fund	Ecological Preservation Fund	JEDD Income Tax Fund	Permissive License Tax Fund
Revenues:				
Real and other taxes	\$ -	\$ -	\$ -	\$ 300,835
Charges for services	-	-	-	-
Fines and forfeitures	-	-	-	-
Intergovernmental	136,295	-	-	100,672
Investment income	(10,164)	-	-	(13,652)
Other	-	-	-	-
Total Revenues	126,131	-	-	387,855
Expenditures:				
<u>Current:</u>				
General government	-	-	-	1,000
Security of persons and property	-	-	-	-
Transportation	28,416	-	-	134,867
Leisure time activity	-	-	-	-
Total Expenditures	28,416	-	-	135,867
Net Change in Fund Balance	97,715	-	-	251,988
Fund Balance at Beginning of Year	324,946	8,650	3,766	973,798
Fund Balance at End of Year	\$ 422,661	\$ 8,650	\$ 3,766	\$ 1,225,786

Park Use Fund	Immobilization Fund	Court Computer Fund	Alcohol Enforcement and Education Fund	Law Enforcement Trust Fund	Pataskala Mobile Home Park Fund
\$ -	\$ -	\$ -	\$ -	\$ -	\$ -
68,975	-	-	-	-	-
-	-	5,657	-	11,581	-
-	-	-	-	-	-
(2,079)	-	-	-	-	-
-	-	-	-	-	-
66,896	-	5,657	-	11,581	-
-	-	5,153	-	-	-
-	-	-	-	4,615	-
-	-	-	-	-	-
78,547	-	-	-	-	-
78,547	-	5,153	-	4,615	-
(11,651)	-	504	-	6,966	-
139,218	490	25,092	5,946	20,071	4,492
\$ 127,567	\$ 490	\$ 25,596	\$ 5,946	\$ 27,037	\$ 4,492

-- Continued

CITY OF PATASKALA, OHIO

COMBINING STATEMENT OF REVENUES, EXPENDITURES
AND CHANGES IN FUND BALANCES
NONMAJOR SPECIAL REVENUE FUNDS (CONTINUED)
FOR THE YEAR ENDED DECEMBER 31, 2022

	Indigent Drivers Interlock Fund	Law Enforcement Training Fund	Impact Fees Fund	OneOhio Settlement Fund	Payment in Lieu Fund	Total Nonmajor Special Revenue Funds
Revenues:						
Real and other taxes	\$ -	\$ -	\$ -	\$ -	\$ -	\$ 300,835
Charges for services	-	-	-	-	-	68,975
Fines and forfeitures	-	-	-	1,504	-	18,742
Intergovernmental	-	-	-	-	-	236,967
Investment income	-	-	-	-	-	(25,895)
Other	-	-	1,028	-	-	1,028
Total Revenues	-	-	1,028	1,504	-	600,652
Expenditures:						
<u>Current:</u>						
General government	-	-	-	-	-	6,153
Security of persons and property	-	-	-	-	-	4,615
Transportation	-	-	-	-	-	163,283
Leisure time activity	-	-	-	-	-	78,547
Total Expenditures	-	-	-	-	-	252,598
Net Change in Fund Balance	-	-	1,028	1,504	-	348,054
Fund Balance at Beginning of Year	952	10,080	-	-	58,940	1,576,441
Fund Balance at End of Year	\$ 952	\$ 10,080	\$ 1,028	\$ 1,504	\$ 58,940	\$ 1,924,495

CITY OF PATASKALA, OHIO

SCHEDULE OF REVENUES, EXPENDITURES AND CHANGES IN
 FUND BALANCE - BUDGET AND ACTUAL (NON-GAAP BUDGETARY BASIS)
STATE HIGHWAY FUND
 FOR THE YEAR ENDED DECEMBER 31, 2022

	<u>Budgeted Amount</u>		Variance with Final Budget Positive (Negative)
	<u>Final</u>	<u>Actual</u>	
Revenues:			
Intergovernmental	\$ 135,000	\$ 135,880	\$ 880
Investment Income	2,500	2,570	70
Total Revenues	<u>137,500</u>	<u>138,450</u>	<u>950</u>
Expenditures:			
<i>Current:</i>			
<u>Transportation</u>			
Public Service			
Contractual services	52,711	47,712	4,999
General operating	31,056	14,670	16,386
Total Public Service	<u>83,767</u>	<u>62,382</u>	<u>21,385</u>
Total Transportation	<u>83,767</u>	<u>62,382</u>	<u>21,385</u>
Total Expenditures	<u>83,767</u>	<u>62,382</u>	<u>21,385</u>
Net Change in Fund Balance	53,733	76,068	22,335
Fund Balance at Beginning of Year	292,715	292,715	-
Prior Year Encumbrances Appropriated	25,610	25,610	-
Fund Balance at End of Year	<u><u>\$ 372,058</u></u>	<u><u>\$ 394,393</u></u>	<u><u>\$ 22,335</u></u>

CITY OF PATASKALA, OHIO

SCHEDULE OF REVENUES, EXPENDITURES AND CHANGES IN
FUND BALANCE - BUDGET AND ACTUAL (NON-GAAP BUDGETARY BASIS)
ECOLOGICAL PRESERVATION FUND
FOR THE YEAR ENDED DECEMBER 31, 2022

	<u>Budgeted Amount</u>		Variance with Final Budget Positive (Negative)
	<u>Final</u>	<u>Actual</u>	<u>(Negative)</u>
Fund Balance at Beginning of Year	\$ 8,650	\$ 8,650	-
Fund Balance at End of Year	<u>\$ 8,650</u>	<u>\$ 8,650</u>	<u>\$ -</u>

CITY OF PATASKALA, OHIO

SCHEDULE OF REVENUES, EXPENDITURES AND CHANGES IN
FUND BALANCE - BUDGET AND ACTUAL (NON-GAAP BUDGETARY BASIS)
PATASKALA CORPORATE PARK JOINT ECONOMIC DEVELOPMENT DISTRICT (JEDD) FUND
FOR THE YEAR ENDED DECEMBER 31, 2022

	<u>Budgeted Amount</u>		Variance with Final Budget Positive (Negative)
	<u>Final</u>	<u>Actual</u>	
Fund Balance at Beginning of Year	\$ 3,766	\$ 3,766	-
Fund Balance at End of Year	<u>\$ 3,766</u>	<u>\$ 3,766</u>	<u>\$ -</u>

CITY OF PATASKALA, OHIO

SCHEDULE OF REVENUES, EXPENDITURES AND CHANGES IN
 FUND BALANCE - BUDGET AND ACTUAL (NON-GAAP BUDGETARY BASIS)
PERMISSIVE LICENSE TAX FUND
 FOR THE YEAR ENDED DECEMBER 31, 2022

	<u>Budgeted Amount</u>		Variance with
	<u>Final</u>	<u>Actual</u>	Final Budget Positive (Negative)
Revenues:			
Property and other local taxes	\$ 250,000	\$ 300,581	\$ 50,581
Investment income	3,500	6,770	3,270
Total Revenues	253,500	307,351	53,851
Expenditures:			
<i>Current:</i>			
<u>General Government</u>			
Contractual services	66,000	21,000	45,000
Total General Government	66,000	21,000	45,000
<u>Transportation</u>			
Public Service			
General operating	175,000	101,419	73,581
Capital outlay	292,300	276,248	16,052
Total Public Service	467,300	377,667	89,633
Total Transportation	467,300	377,667	134,633
Total Expenditures	533,300	398,667	134,633
Net Change in Fund Balance	(279,800)	(91,316)	188,484
Fund Balance at Beginning of Year	366,389	366,389	-
Prior Year Encumbrances Appropriated	219,800	219,800	-
Fund Balance at End of Year	\$ 306,389	\$ 494,873	\$ 188,484

CITY OF PATASKALA, OHIO

SCHEDULE OF REVENUES, EXPENDITURES AND CHANGES IN
 FUND BALANCE - BUDGET AND ACTUAL (NON-GAAP BUDGETARY BASIS)
PARK USE FUND
 FOR THE YEAR ENDED DECEMBER 31, 2022

	<u>Budgeted Amount</u>		Variance with Final Budget Positive (Negative)
	<u>Final</u>	<u>Actual</u>	
Revenues:			
Charges for Services	\$ 65,000	\$ 62,975	\$ (2,025)
Investment Income	1,900	1,464	(436)
Total Revenues	66,900	64,439	(2,461)
Expenditures:			
<i>Current:</i>			
<u>Leisure Time Activity</u>			
Recreation Improvement			
General operating	5,600	5,399	201
Contractual	38,332	37,776	556
Capital outlay	74,000	70,127	3,873
Total Leisure Time Activity	117,932	113,302	4,630
Total Expenditures	117,932	113,302	4,630
Net Change in Fund Balance	(51,032)	(48,863)	2,169
Fund Balance at Beginning of Year	133,849	133,849	-
Prior year encumbrances appropriated	11,488	11,488	-
Fund Balance at End of Year	\$ 94,305	\$ 96,474	\$ 2,169

CITY OF PATASKALA, OHIO

SCHEDULE OF REVENUES, EXPENDITURES AND CHANGES IN
FUND BALANCE - BUDGET AND ACTUAL (NON-GAAP BUDGETARY BASIS)
IMMOBILIZATION FUND
FOR THE YEAR ENDED DECEMBER 31, 2022

	<u>Budgeted Amount</u>		Variance with Final Budget Positive (Negative)
	<u>Final</u>	<u>Actual</u>	<u></u>
Fund Balance at Beginning of Year	\$ 490	\$ 490	\$ -
Fund Balance at End of Year	<u>\$ 490</u>	<u>\$ 490</u>	<u>\$ -</u>

CITY OF PATASKALA, OHIO

SCHEDULE OF REVENUES, EXPENDITURES AND CHANGES IN
 FUND BALANCE - BUDGET AND ACTUAL (NON-GAAP BUDGETARY BASIS)
COURT COMPUTER FUND
 FOR THE YEAR ENDED DECEMBER 31, 2022

	<u>Budgeted Amount</u>		Variance with
	<u>Final</u>	<u>Actual</u>	Final Budget
			Positive
			(Negative)
Revenues:			
Fines and forfeitures	\$ 4,000	\$ 5,827	\$ 1,827
Total Revenues	4,000	5,827	1,827
Expenditures:			
<i>Current:</i>			
<u>General Government</u>			
Court & Legal			
Contractual	5,000	5,000	-
General operating	2,000	995	1,005
Total Court & Legal	7,000	5,995	1,005
Total General Government	7,000	5,995	1,005
Total Expenditures	7,000	5,995	1,005
Net Change in Fund Balance	(3,000)	(168)	2,832
Fund Balance at Beginning of Year	24,221	24,221	-
Prior Year Encumbrances Appropriated	411	411	-
Fund Balance at End of Year	\$ 21,632	\$ 24,464	\$ 2,832

CITY OF PATASKALA, OHIO

SCHEDULE OF REVENUES, EXPENDITURES AND CHANGES IN
 FUND BALANCE - BUDGET AND ACTUAL (NON-GAAP BUDGETARY BASIS)
ALCOHOL ENFORCEMENT AND EDUCATION FUND
 FOR THE YEAR ENDED DECEMBER 31, 2022

	<u>Budgeted Amount</u>		<u>Variance with Final Budget Positive (Negative)</u>
	<u>Final</u>	<u>Actual</u>	
Expenditures:			
<i>Current:</i>			
<u>Security of Persons & Property</u>			
Police			
Salaries & related	\$ 2,500	\$ -	\$ 2,500
Total Police	2,500	-	2,500
Total Security of Persons & Property	2,500	-	2,500
Total Expenditures	2,500	-	2,500
Net Change in Fund Balance	(2,500)	-	2,500
Fund Balance at Beginning of Year	5,946	5,946	-
Fund Balance at End of Year	\$ 3,446	\$ 5,946	\$ 2,500

CITY OF PATASKALA, OHIO

SCHEDULE OF REVENUES, EXPENDITURES AND CHANGES IN
 FUND BALANCE - BUDGET AND ACTUAL (NON-GAAP BUDGETARY BASIS)
LAW ENFORCEMENT TRUST FUND
 FOR THE YEAR ENDED DECEMBER 31, 2022

	<u>Budgeted Amount</u>		Variance with Final Budget Positive (Negative)
	<u>Final</u>	<u>Actual</u>	
Revenues:			
Fines and forfeitures	\$ 1,000	\$ 11,536	\$ 10,536
Total Revenues	1,000	11,536	10,536
Expenditures:			
<i>Current:</i>			
<u>Security of Persons & Property</u>			
Police			
General operating	15,000	13,943	1,057
Total Police	15,000	13,943	1,057
Total Security of Persons & Property	15,000	13,943	1,057
Total Expenditures	15,000	13,943	1,057
Net Change in Fund Balance	(14,000)	(2,407)	11,593
Fund Balance at Beginning of Year	15,503	15,503	-
Fund Balance at End of Year	\$ 1,503	\$ 13,096	\$ 11,593

CITY OF PATASKALA, OHIO

SCHEDULE OF REVENUES, EXPENDITURES AND CHANGES IN
 FUND BALANCE - BUDGET AND ACTUAL (NON-GAAP BUDGETARY BASIS)
PATASKALA MOBILE HOME PARK FUND
 FOR THE YEAR ENDED DECEMBER 31, 2022

	<u>Budgeted Amount</u>		<u>Variance with Final Budget Positive (Negative)</u>
	<u>Final</u>	<u>Actual</u>	
Expenditures:			
Current:			
Public Service			
Contractual services	\$ 4,492	\$ -	\$ 4,492
Total Expenditures	<u>4,492</u>	<u>-</u>	<u>4,492</u>
Net Change in Fund Balance	(4,492)	-	4,492
Fund Balance at Beginning of Year	<u>4,492</u>	<u>4,492</u>	<u>-</u>
Fund Balance at End of Year	<u>\$ -</u>	<u>\$ 4,492</u>	<u>\$ 4,492</u>

CITY OF PATASKALA, OHIO

SCHEDULE OF REVENUES, EXPENDITURES AND CHANGES IN
FUND BALANCE - BUDGET AND ACTUAL (NON-GAAP BUDGETARY BASIS)
INDIGENT DRIVER INTERLOCK FUND
FOR THE YEAR ENDED DECEMBER 31, 2022

	<u>Budgeted Amount</u>		Variance with Final Budget Positive (Negative)
	<u>Final</u>	<u>Actual</u>	<u></u>
Fund Balance at Beginning of Year	<u>\$ 952</u>	<u>\$ 952</u>	<u>\$ -</u>
Fund Balance at End of Year	<u><u>\$ 952</u></u>	<u><u>\$ 952</u></u>	<u><u>\$ -</u></u>

CITY OF PATASKALA, OHIO

SCHEDULE OF REVENUES, EXPENDITURES AND CHANGES IN
 FUND BALANCE - BUDGET AND ACTUAL (NON-GAAP BUDGETARY BASIS)
LAW ENFORCEMENT TRAINING FUND
 FOR THE YEAR ENDED DECEMBER 31, 2022

	<u>Budgeted Amount</u>		Variance with
	<u>Final</u>	<u>Actual</u>	Final Budget
			Positive
			(Negative)
Revenues:			
Intergovernmental	\$ 4,500	\$ -	\$ (4,500)
Total Revenues	<u>4,500</u>	<u>-</u>	<u>(4,500)</u>
Net Change In Fund Balance	4,500	-	(4,500)
Fund Balance at Beginning of Year	<u>10,080</u>	<u>10,080</u>	<u>-</u>
Fund Balance at End of Year	<u>\$ 14,580</u>	<u>\$ 10,080</u>	<u>\$ (4,500)</u>

CITY OF PATASKALA, OHIO

SCHEDULE OF REVENUES, EXPENDITURES AND CHANGES IN
 FUND BALANCE - BUDGET AND ACTUAL (NON-GAAP BUDGETARY BASIS)
PAYMENT IN LIEU FUND
 FOR THE YEAR ENDED DECEMBER 31, 2022

	<u>Budgeted Amount</u>		Variance with
	<u>Final</u>	<u>Actual</u>	Final Budget
			Positive
			(Negative)
Fund Balance at Beginning of Year	\$ 58,940	\$ 58,940	\$ -
Fund Balance at End of Year	<u>\$ 58,940</u>	<u>\$ 58,940</u>	<u>\$ -</u>

CITY OF PATASKALA, OHIO

SCHEDULE OF REVENUES, EXPENDITURES AND CHANGES IN
 FUND BALANCE - BUDGET AND ACTUAL (NON-GAAP BUDGETARY BASIS)
CORONAVIRUS LOCAL FISCAL RECOVERY FUND
 FOR THE YEAR ENDED DECEMBER 31, 2022

	<u>Budgeted Amount</u>		Variance with
	<u>Final</u>	<u>Actual</u>	Final Budget
			Positive
			(Negative)
Revenues:			
Intergovernmental	\$ 838,523	\$ 838,523	\$ -
Total Revenues	<u>838,523</u>	<u>838,523</u>	<u>-</u>
Net Change In Fund Balance	838,523	838,523	-
Fund Balance at Beginning of Year	<u>-</u>	<u>-</u>	<u>-</u>
Fund Balance at End of Year	<u><u>\$ 838,523</u></u>	<u><u>\$ 838,523</u></u>	<u><u>\$ -</u></u>

CITY OF PATASKALA, OHIO

SCHEDULE OF REVENUES, EXPENDITURES AND CHANGES IN
 FUND BALANCE - BUDGET AND ACTUAL (NON-GAAP BUDGETARY BASIS)
IMPACT FEES FUND
 FOR THE YEAR ENDED DECEMBER 31, 2022

	<u>Budgeted Amount</u>		Variance with Final Budget Positive (Negative)
	<u>Final</u>	<u>Actual</u>	
Revenues:			
Other	\$ 250,000	\$ 1,028	\$ (248,972)
Total Revenues	250,000	1,028	(248,972)
Expenditures:			
<i>Current:</i>			
General Government			
Capital Outlay	250,000	-	\$ 250,000
Total Public Service	250,000	-	250,000
Total Transportation	250,000	-	250,000
Total Expenditures	250,000	-	250,000
Net Change In Fund Balance	-	1,028	1,028
Fund Balance at Beginning of Year	-	-	-
Fund Balance at End of Year	\$ -	\$ 1,028	\$ 1,028

CITY OF PATASKALA, OHIO

SCHEDULE OF REVENUES, EXPENDITURES AND CHANGES IN
 FUND BALANCE - BUDGET AND ACTUAL (NON-GAAP BUDGETARY BASIS)
ONEOHIO SETTLEMENT FUND
 FOR THE YEAR ENDED DECEMBER 31, 2022

	<u>Budgeted Amount</u>		Variance with
	<u>Final</u>	<u>Actual</u>	Final Budget
			Positive
			(Negative)
Revenues:			
Fines and forfeitures	\$ 1,500	\$ 1,504	\$ 4
Total Revenues	<u>1,500</u>	<u>1,504</u>	<u>4</u>
Net Change In Fund Balance	1,500	1,504	4
Fund Balance at Beginning of Year	<u>-</u>	<u>-</u>	<u>-</u>
Fund Balance at End of Year	<u><u>\$ 1,500</u></u>	<u><u>\$ 1,504</u></u>	<u><u>\$ 4</u></u>

CITY OF PATASKALA, OHIO

SCHEDULE OF REVENUES, EXPENDITURES AND CHANGES IN
 FUND BALANCE - BUDGET AND ACTUAL (NON-GAAP BUDGETARY BASIS)
FIRE ESCROW FUND
 FOR THE YEAR ENDED DECEMBER 31, 2022

	<u>Budgeted Amount</u>		Variance with Final Budget Positive (Negative)
	<u>Final</u>	<u>Actual</u>	
Revenues:			
Other	\$ 100,000	\$ -	\$ (100,000)
Total Revenues	100,000	-	(100,000)
Expenditures:			
<i>Current:</i>			
<u>General Government</u>			
General Government			
General Operating	100,000	-	100,000
Total General Government	100,000	-	100,000
Total General Government	100,000	-	100,000
Total Expenditures	100,000	-	100,000
Net Change In Fund Balance	-	-	-
Fund Balance at Beginning of Year	-	-	-
Fund Balance at End of Year	\$ -	\$ -	\$ -

CITY OF PATASKALA, OHIO

SCHEDULE OF REVENUES, EXPENDITURES AND CHANGES IN
 FUND BALANCE - BUDGET AND ACTUAL (NON-GAAP BUDGETARY BASIS)
VENDOR BOND & ESCROW FUND
 FOR THE YEAR ENDED DECEMBER 31, 2022

	<u>Budgeted Amount</u>		Variance with Final Budget Positive (Negative)
	<u>Final</u>	<u>Actual</u>	
Revenues:			
Other	\$ 50,000	\$ 2,750	\$ (47,250)
Total Revenues	50,000	2,750	(47,250)
Expenditures:			
<i>Current:</i>			
<u>General Government</u>			
General Government			
General Operating	58,465	10,465	48,000
Total General Government	58,465	10,465	48,000
Total General Government	58,465	10,465	48,000
Total Expenditures	58,465	10,465	48,000
Net Change In Fund Balance	(8,465)	(7,715)	750
Fund Balance at Beginning of Year	850	850	-
Prior Year Encumbrances Appropriated	8,465	8,465	-
Fund Balance at End of Year	\$ 850	\$ 1,600	\$ 750

CITY OF PATASKALA, OHIO

SCHEDULE OF REVENUES, EXPENDITURES AND CHANGES IN
 FUND BALANCE - BUDGET AND ACTUAL (NON-GAAP BUDGETARY BASIS)
UNCLAIMED MONIES FUND
 FOR THE YEAR ENDED DECEMBER 31, 2022

	<u>Budgeted Amount</u>		Variance with Final Budget Positive (Negative)
	<u>Final</u>	<u>Actual</u>	<u>(Negative)</u>
Revenues:			
Other	\$ 100	\$ -	\$ (100)
Total Revenues	<u>100</u>	<u>-</u>	<u>(100)</u>
Net Change in Fund Balance	100	-	(100)
Fund Balance at Beginning of Year	<u>2,244</u>	<u>2,244</u>	<u>-</u>
Fund Balance at End of Year	<u><u>\$ 2,344</u></u>	<u><u>\$ 2,244</u></u>	<u><u>\$ (100)</u></u>

CITY OF PATASKALA, OHIO

SCHEDULE OF REVENUES, EXPENDITURES AND CHANGES IN
 FUND BALANCE - BUDGET AND ACTUAL (NON-GAAP BUDGETARY BASIS)
RECREATION FUND
 FOR THE YEAR ENDED DECEMBER 31, 2022

	<u>Budgeted Amount</u>		Variance with
	<u>Final</u>	<u>Actual</u>	Final Budget Positive (Negative)
Revenues:			
Charges for services	\$ 150,000	\$ 157,017	\$ 7,017
Investment income	2,000	4,775	2,775
Rental Income	15,000	12,360	(2,640)
Contributions and donations	20,000	7,896	(12,104)
Intergovernmental	40,665	46,358	5,693
Other	50,000	1,851	(48,149)
Total Revenues	277,665	230,257	(47,408)
Expenditures:			
<i>Current:</i>			
<u>Leisure Time Activities</u>			
Parks, Lands & Municipal Facilities			
Salaries & related	364,639	248,468	116,171
Contractual services	56,000	48,792	7,208
General operating	179,000	172,037	6,963
Capital outlay	10,000	9,829	171
Total leisure time activities	609,639	479,126	130,513
Total Parks, Lands & Municipal Facilities	609,639	479,126	130,513
Total Leisure Time Activities	609,639	479,126	130,513
Total Expenditures	609,639	479,126	130,513
Excess of Expenditures over Revenues	(331,974)	(248,869)	83,105
Other Financing Sources:			
Transfers in	349,000	349,000	-
Total Other Financing Sources	349,000	349,000	-
Net Change in Fund Balance	17,026	100,131	83,105
Fund Balance at Beginning of Year	201,240	201,240	-
Prior Year Encumbrances Appropriated	9,686	9,686	-
Fund Balance at End of Year	\$ 227,952	\$ 311,057	\$ 83,105

CITY OF PATASKALA, OHIO

SCHEDULE OF REVENUES, EXPENDITURES AND CHANGES IN
FUND BALANCE - BUDGET AND ACTUAL (NON-GAAP BUDGETARY BASIS)
SESQUICENTENNIAL FUND
FOR THE YEAR ENDED DECEMBER 31, 2022

	<u>Budgeted Amount</u>		Variance with Final Budget Positive (Negative)
	<u>Final</u>	<u>Actual</u>	<u>(Negative)</u>
Fund Balance at Beginning of Year	<u>\$ 367</u>	<u>\$ 367</u>	<u>\$ -</u>
Fund Balance at End of Year	<u><u>\$ 367</u></u>	<u><u>\$ 367</u></u>	<u><u>\$ -</u></u>

CITY OF PATASKALA, OHIO

SCHEDULE OF REVENUES, EXPENDITURES AND CHANGES IN
 FUND BALANCE - BUDGET AND ACTUAL (NON-GAAP BUDGETARY BASIS)
POLICE K-9 UNIT FUND
 FOR THE YEAR ENDED DECEMBER 31, 2022

	<u>Budgeted Amount</u>		Variance with
	<u>Final</u>	<u>Actual</u>	Final Budget
			Positive
			(Negative)
Revenues:			
Fines and forfeitures	\$ 1,000	\$ 1,592	\$ 592
Contributions and donations	500	6,400	5,900
Total Revenues	1,500	7,992	6,492
Expenditures:			
Security of Persons & Property			
General operating	18,500	18,500	-
Total Security of Persons & Property	18,500	18,500	-
Total Expenditures	18,500	18,500	-
Net Change in Fund Balance	(17,000)	(10,508)	6,492
Fund Balance at Beginning of Year	24,268	24,268	-
Fund Balance at End of Year	\$ 7,268	\$ 13,760	\$ 6,492

CITY OF PATASKALA, OHIO

SCHEDULE OF REVENUES, EXPENDITURES AND CHANGES IN
 FUND BALANCE - BUDGET AND ACTUAL (NON-GAAP BUDGETARY BASIS)
DEBT SERVICE FUND
 FOR THE YEAR ENDED DECEMBER 31, 2022

	<u>Budgeted Amount</u>		Variance with
	<u>Final</u>	<u>Actual</u>	Final Budget Positive (Negative)
Revenues:			
Income taxes	\$ 723,627	\$ 733,826	\$ 10,199
Intergovernmental	1,270	1,746	476
Investment income	2,835	4,403	1,568
Other	6,500	5,328	(1,172)
Total Revenues	734,232	745,303	11,071
Expenditures:			
<i>Current:</i>			
<u>General government</u>			
Finance			
General operating	56,909	37,763	19,146
Total Finance	56,909	37,763	19,146
Total General Government	56,909	37,763	19,146
<i>Debt service:</i>			
Principal retirement	712,469	712,468	1
Interest and fiscal charges	251,299	251,205	94
Total Debt Service	963,768	963,673	95
Total Expenditures	1,020,677	1,001,436	19,241
Excess of Expenditures over Revenues	(286,445)	(256,133)	30,312
Other Financing Sources:			
Transfers in	274,194	274,194	-
Total Other Financing Sources	274,194	274,194	-
Net Change in Fund Balance	(12,251)	18,061	30,312
Fund Balance at Beginning of Year	293,468	293,468	-
Fund Balance at End of Year	\$ 281,217	\$ 311,529	\$ 30,312

CITY OF PATASKALA, OHIO
COMBINING BALANCE SHEET
NONMAJOR CAPITAL PROJECTS FUNDS
DECEMBER 31, 2022

	Capital Improvements Fund	State Issue II (OPWC) Fund	State Route 310 TIF Fund	Capital Facilities Fund
Assets:				
Equity in pooled cash and investments	\$ 1,659,854	\$ 49,707	\$ 991,974	\$ 67,933
Receivables (net of allowances of uncollectibles):				
Income taxes	48,864	-	-	-
Accrued interest	1,506	-	-	1,349
Payment in lieu of taxes	-	-	122,696	-
Leases	-	-	-	323,689
Total Assets	\$ 1,710,224	\$ 49,707	\$ 1,114,670	\$ 392,971
 Liabilities:				
Accounts payable	\$ 357	\$ -	\$ -	\$ -
Contracts payable	188,880	-	-	-
Unearned revenue	-	-	-	2,388
Total Liabilities	189,237	-	-	2,388
 Deferred Inflows of Resources:				
Investment income not available	919	-	-	-
Income tax revenue not available	30,835	-	-	-
PILOTs levied for the next fiscal year	-	-	122,696	-
Leases	-	-	-	319,491
Total Deferred Inflows of Resources	31,754	-	122,696	319,491
 Fund Balances:				
Restricted	1,489,233	49,707	991,974	-
Committed	-	-	-	71,092
Total Fund Balances	1,489,233	49,707	991,974	71,092
Total Liabilities, Deferred Inflows of Resources & Fund Balances	\$ 1,710,224	\$ 49,707	\$ 1,114,670	\$ 392,971

<u>Builders Escrow</u>	<u>Total Nonmajor Capital Projects Funds</u>
\$ 736,649	\$ 3,506,117
-	48,864
-	2,855
-	122,696
-	323,689
<u>\$ 736,649</u>	<u>\$ 4,004,221</u>
\$ 69,276	\$ 69,633
-	188,880
<u>667,373</u>	<u>669,761</u>
<u>736,649</u>	<u>928,274</u>
-	919
-	30,835
-	122,696
-	319,491
-	<u>473,941</u>
-	2,530,914
-	71,092
-	<u>2,602,006</u>
<u>\$ 736,649</u>	<u>\$ 4,004,221</u>

CITY OF PATASKALA, OHIO

COMBINING STATEMENT OF REVENUES, EXPENDITURES
AND CHANGES IN FUND BALANCES
NONMAJOR CAPITAL PROJECTS FUNDS
FOR THE YEAR ENDED DECEMBER 31, 2022

	<u>Capital Improvements Fund</u>	<u>State Issue II (OPWC) Fund</u>	<u>State Route 310 TIF Fund</u>	<u>Capital Facilities Fund</u>
Revenues:				
Income taxes	\$ 118,780	\$ -	\$ -	\$ -
Intergovernmental	278	-	-	-
Investment income	(26,357)	-	-	12,686
Rental income	-	-	-	62,668
Payment in lieu of taxes	-	-	249,175	-
Other	49,053	-	-	-
Total Revenues	<u>141,754</u>	<u>-</u>	<u>249,175</u>	<u>75,354</u>
Expenditures:				
Capital outlay	1,022,113	470	3,501	-
Total Expenditures	<u>1,022,113</u>	<u>470</u>	<u>3,501</u>	<u>-</u>
Excess (Deficiency) of Revenues Over (Under) Expenditures	<u>(880,359)</u>	<u>(470)</u>	<u>245,674</u>	<u>75,354</u>
Other Financing Uses:				
Transfers out	-	-	(101,694)	(150,000)
Total Other Financing Uses	<u>-</u>	<u>-</u>	<u>(101,694)</u>	<u>(150,000)</u>
Net Change in Fund Balance	<u>(880,359)</u>	<u>(470)</u>	<u>143,980</u>	<u>(74,646)</u>
Fund Balance at Beginning of Year	<u>2,369,592</u>	<u>50,177</u>	<u>847,994</u>	<u>145,738</u>
Fund Balance at End of Year	<u>\$ 1,489,233</u>	<u>\$ 49,707</u>	<u>\$ 991,974</u>	<u>\$ 71,092</u>

**Total
Nonmajor
Capital Projects
Funds**

\$	118,780
	278
	(13,671)
	62,668
	249,175
	49,053
	<u>466,283</u>
	<u>1,026,084</u>
	<u>1,026,084</u>
	<u>(559,801)</u>
	<u>(251,694)</u>
	<u>(251,694)</u>
	(811,495)
	<u>3,413,501</u>
\$	<u>2,602,006</u>

CITY OF PATASKALA, OHIO

SCHEDULE OF REVENUES, EXPENDITURES AND CHANGES IN
 FUND BALANCE - BUDGET AND ACTUAL (NON-GAAP BUDGETARY BASIS)
CAPITAL IMPROVEMENTS FUND
 FOR THE YEAR ENDED DECEMBER 31, 2022

	<u>Budgeted Amount</u>		Variance with
	<u>Final</u>	<u>Actual</u>	Final Budget
			Positive
			(Negative)
Revenues:			
Income taxes	\$ 115,471	\$ 117,100	\$ 1,629
Investment income	11,400	19,389	7,989
Intergovernmental	500	278	(222)
Other	49,100	49,053	(47)
Total Revenues	176,471	185,820	9,349
Expenditures:			
<i>Current:</i>			
<u>Capital Outlay</u>			
General government			
Contract services	45,000	45,000	-
Total General Government	45,000	45,000	-
Public Service			
Capital outlay	950,000	940,000	10,000
Total Public Service	950,000	940,000	10,000
Finance			
General operating	17,765	6,027	11,738
Total Finance	17,765	6,027	11,738
Park Maintenance & Administration			
Contractual services	20,000	-	20,000
Capital outlay	160,393	45,593	114,800
Total Park Maintenance & Administration	180,393	45,593	134,800
Total Capital Outlay	1,193,158	1,036,620	156,538
Total Expenditures	1,193,158	1,036,620	156,538
Net Change in Fund Balance	(1,016,687)	(850,800)	165,887
Fund Balance at Beginning of Year	1,342,370	1,342,370	-
Prior Year Encumbrances Appropriated	1,013,158	1,013,158	-
Fund Balance at End of Year	\$ 1,338,841	\$ 1,504,728	\$ 165,887

CITY OF PATASKALA, OHIO

SCHEDULE OF REVENUES, EXPENDITURES AND CHANGES IN
 FUND BALANCE - BUDGET AND ACTUAL (NON-GAAP BUDGETARY BASIS)
STATE ISSUE II (OPWC) FUND
 FOR THE YEAR ENDED DECEMBER 31, 2022

	<u>Budgeted Amount</u>		<u>Variance with</u>
	<u>Final</u>	<u>Actual</u>	<u>Final Budget</u> <u>Positive</u> <u>(Negative)</u>
Expenditures:			
<u>Capital outlay</u>			
Public Service			
Contractual services	\$ 18,347	\$ 18,345	\$ 2
Total Public Service	<u>18,347</u>	<u>18,345</u>	<u>2</u>
Total Capital Outlay	<u>18,347</u>	<u>18,345</u>	<u>2</u>
Total Expenditures	<u>18,347</u>	<u>18,345</u>	<u>2</u>
Net Change in Fund Balance	(18,347)	(18,345)	2
Fund Balance at Beginning of Year	31,830	31,830	-
Prior year encumbrances appropriated	<u>18,346</u>	<u>18,346</u>	<u>-</u>
Fund Balance at End of Year	<u>\$ 31,829</u>	<u>\$ 31,831</u>	<u>\$ 2</u>

CITY OF PATASKALA, OHIO

SCHEDULE OF REVENUES, EXPENDITURES AND CHANGES IN
 FUND BALANCE - BUDGET AND ACTUAL (NON-GAAP BUDGETARY BASIS)
STATE ROUTE 310 TAX INCREMENT FINANCE EQUIVALENT FUND
 FOR THE YEAR ENDED DECEMBER 31, 2022

	<u>Budgeted Amount</u>		Variance with Final Budget Positive (Negative)
	<u>Final</u>	<u>Actual</u>	
Revenues:			
Payments in lieu of taxes	\$ 250,000	\$ 249,175	\$ (825)
Total Revenues	250,000	249,175	(825)
Expenditures:			
Finance			
Contractual services	5,000	3,501	1,499
Total Finance	5,000	3,501	1,499
Total Capital Outlay	5,000	3,501	1,499
Total Expenditures	5,000	3,501	1,499
Excess of Revenues Over Expenditures	245,000	245,674	674
Other Financing Uses:			
Transfers out	(101,694)	(101,694)	-
Total Other Financing Uses	(101,694)	(101,694)	-
Net Change in Fund Balance	143,306	143,980	674
Fund Balance at Beginning of Year	847,994	847,994	-
Fund Balance at End of Year	\$ 991,300	\$ 991,974	\$ 674

CITY OF PATASKALA, OHIO

SCHEDULE OF REVENUES, EXPENDITURES AND CHANGES IN
 FUND BALANCE - BUDGET AND ACTUAL (NON-GAAP BUDGETARY BASIS)
CAPITAL FACILITIES FUND
 FOR THE YEAR ENDED DECEMBER 31, 2022

	<u>Budgeted Amount</u>		Variance with Final Budget Positive (Negative)
	<u>Final</u>	<u>Actual</u>	
Revenues:			
Rental Income	\$ 97,500	\$ 71,699	\$ (25,801)
Total Revenues	<u>97,500</u>	<u>71,699</u>	<u>(25,801)</u>
Excess of Revenues Over Expenditures	<u>97,500</u>	<u>71,699</u>	<u>(25,801)</u>
Other Financing Uses:			
Transfers out	(150,000)	(150,000)	-
Total Other Financing Uses	<u>(150,000)</u>	<u>(150,000)</u>	<u>-</u>
Net Change in Fund Balance	(52,500)	(78,301)	(25,801)
Fund Balance at Beginning of Year	<u>146,234</u>	<u>146,234</u>	<u>-</u>
Fund Balance at End of Year	<u>\$ 93,734</u>	<u>\$ 67,933</u>	<u>\$ (25,801)</u>

CITY OF PATASKALA, OHIO

SCHEDULE OF REVENUES, EXPENDITURES AND CHANGES IN
 FUND BALANCE - BUDGET AND ACTUAL (NON-GAAP BUDGETARY BASIS)
BUILDER'S ESCROW FUND
 FOR THE YEAR ENDED DECEMBER 31, 2022

	<u>Budgeted Amount</u>		Variance with Final Budget Positive (Negative)
	<u>Final</u>	<u>Actual</u>	
Revenues:			
Other	\$ 750,000	\$ 255,616	\$ (494,384)
Total Revenues	750,000	255,616	(494,384)
Expenditures:			
<i>Current:</i>			
<u>General Government</u>			
Public Service			
General operating	100,665	100,665	-
Contractual services	1,228,458	763,114	465,344
Total Public Service	1,329,123	863,779	465,344
Total General Government	1,329,123	863,779	465,344
Net Change In Fund Balance	(579,123)	(608,163)	(29,040)
Fund Balance at Beginning of Year	271,081	271,081	-
Prior Year Encumbrances Appropriated	551,123	551,123	-
Fund Balance at End of Year	\$ 243,081	\$ 214,041	\$ (29,040)

CITY OF PATASKALA, OHIO
INDIVIDUAL FUND SCHEDULES
FUND DESCRIPTIONS - PROPRIETARY FUNDS

ENTERPRISE FUNDS

To account for the financing of costs (expenses, including depreciation) of providing goods or services to the general public on a continuing basis that are financed or recovered primarily through user charges.

Major Enterprise Funds

Water Operations Fund

This fund accounts for the provision of water treatment and distribution to its residential and commercial users located within the City.

Water Capital Improvements Fund

To account for revenues and expenses related to the expansion of water lines within the City. For GAAP reporting, this activity is reflected in the Water enterprise fund.

Water Bond Improvements Fund

To account for bond or notes issued that are used to improve the water infrastructure within the City. For GAAP reporting, this activity is reflected in the Water enterprise fund.

Water Debt Service Fund

To account for water revenue that is transferred from the water fund and used to retire bond principal, interest and related costs for water construction projects. For GAAP reporting, this activity is reflected in the Water enterprise fund.

Water Utility State Issue II Fund

To account for Ohio Public Works Commission (OPWC) grants received for water projects at the City. For GAAP reporting, this activity is reflected in the Water enterprise fund.

Sewer Operations Fund

This fund accounts for the provision of sanitary sewer service to the residents and commercial users located within the City.

Sewer Capital Improvements Fund

To account for sewer revenue that is transferred from the sewer fund and debt proceeds used for construction projects and improvements. The City's American Rescue Plan Act (ARPA) amounts are accounted for in this fund. For GAAP reporting, this activity is reflected in the Sewer enterprise fund.

Sewer Bond Improvements Fund

To account for bond or notes issued that are used to improve the sewer infrastructure within the City. For GAAP reporting, this activity is reflected in the Sewer enterprise fund.

Sewer Debt Service Fund

To account for sewer revenue that is transferred from the water fund and used to retire bond principal, interest and related costs for sewer construction projects. For GAAP reporting, this activity is reflected in the Sewer enterprise fund.

Oaks Assessment Fund

To account for the activity of the special assessment in The Oaks subdivision associated with the construction of sanitary sewer line improvements. For GAAP reporting, this activity is reflected in the Sewer enterprise fund.

Sewer Utility State Issue II Fund

To account for Ohio Public Works Commission (OPWC) grants received for sewer projects at the City. For GAAP reporting, this activity is reflected in the Sewer enterprise fund.

CITY OF PATASKALA, OHIO

SCHEDULE OF REVENUES, EXPENSES AND CHANGES IN
 FUND EQUITY - BUDGET AND ACTUAL (NON-GAAP BUDGETARY BASIS)
WATER OPERATIONS FUND
 FOR THE YEAR ENDED DECEMBER 31, 2022

	<u>Budgeted Amount</u>		Variance with
	<u>Final</u>	<u>Actual</u>	Final Budget Positive (Negative)
Operating Revenues:			
Charges for services	\$ 1,369,450	\$ 1,415,756	\$ 46,306
Other operating revenues	5,000	12,357	7,357
Total Operating Revenues	1,374,450	1,428,113	53,663
Operating Expenses:			
General Government			
Salaries & related	95,115	82,601	12,514
Contractual services	127,266	83,828	43,438
General operating	2,820	320	2,500
Total General Government	225,201	166,749	58,452
Court & Legal			
Contractual services	50,000	37,500	12,500
Total Court & Legal	50,000	37,500	12,500
Finance			
Salaries & related	64,725	61,751	2,974
Contractual services	23,982	17,467	6,515
General operating	3,005	2,745	260
Total Finance	91,712	81,963	9,749
Water Utility			
Salaries & related	507,189	470,099	37,090
Contractual services	186,860	182,685	4,175
General operating	451,345	432,010	19,335
Capital outlay	5,000	4,985	15
Total Water Utility	1,150,394	1,089,779	60,615
Total Operating Expenses	1,517,307	1,375,991	141,316
Operating Income (Loss)	(142,857)	52,122	194,979
Nonoperating Revenues:			
Investment income	7,580	18,872	11,292
Total Nonoperating Revenues	7,580	18,872	11,292
Net Change in Fund Equity	(135,277)	70,994	206,271
Fund Equity at Beginning of Year	1,678,482	1,678,482	-
Prior Year Encumbrances Appropriated	113,761	113,761	-
Fund Equity at End of Year	\$ 1,656,966	\$ 1,863,237	\$ 206,271

CITY OF PATASKALA, OHIO

SCHEDULE OF REVENUES, EXPENSES AND CHANGES IN
 FUND EQUITY - BUDGET AND ACTUAL (NON-GAAP BUDGETARY BASIS)
WATER CAPITAL IMPROVEMENTS FUND
 FOR THE YEAR ENDED DECEMBER 31, 2022

	<u>Budgeted Amount</u>		Variance with Final Budget Positive (Negative)
	<u>Final</u>	<u>Actual</u>	
Operating Revenues:			
Charges for services	\$ 885,000	\$ 996,918	\$ 111,918
Intergovernmental	50,000	-	(50,000)
Other	-	5,532	5,532
Total Operating Revenues	<u>935,000</u>	<u>1,002,450</u>	<u>67,450</u>
Operating Expenses:			
General Government			
Contractual services	29,142	29,142	-
Total General Government	<u>29,142</u>	<u>29,142</u>	<u>-</u>
Water Utility			
Contractual services	246,500	244,883	1,617
General operating	52,000	47,151	4,849
Capital outlay	830,284	769,384	60,900
Total Water Utility	<u>1,128,784</u>	<u>1,061,418</u>	<u>67,366</u>
Total Operating Expenses	<u>1,157,926</u>	<u>1,090,560</u>	<u>67,366</u>
Operating Loss	<u>(222,926)</u>	<u>(88,110)</u>	<u>134,816</u>
Nonoperating Revenues:			
Investment income	12,000	23,463	11,463
Total Nonoperating Revenues	<u>12,000</u>	<u>23,463</u>	<u>11,463</u>
Loss Before Transfers	<u>(210,926)</u>	<u>(64,647)</u>	<u>146,279</u>
Transfers:			
Transfers out	(855,000)	(855,000)	-
Net Change in Fund Equity	<u>(1,065,926)</u>	<u>(919,647)</u>	<u>146,279</u>
Fund Equity at Beginning of Year	2,600,317	2,600,317	-
Prior Year Encumbrances Appropriated	<u>52,689</u>	<u>52,689</u>	-
Fund Equity at End of Year	<u>\$ 1,587,080</u>	<u>\$ 1,733,359</u>	<u>\$ 146,279</u>

CITY OF PATASKALA, OHIO

**SCHEDULE OF REVENUES, EXPENSES AND CHANGES IN
FUND EQUITY - BUDGET AND ACTUAL (NON-GAAP BUDGETARY BASIS)
WATER BOND IMPROVEMENTS FUND
FOR THE YEAR ENDED DECEMBER 31, 2022**

	<u>Budgeted Amount</u>		Variance with Final Budget Positive (Negative)
	<u>Final</u>	<u>Actual</u>	<u></u>
Fund Equity at Beginning of Year	<u>\$ 1</u>	<u>\$ 1</u>	<u>\$ -</u>
Fund Equity at End of Year	<u><u>\$ 1</u></u>	<u><u>\$ 1</u></u>	<u><u>\$ -</u></u>

CITY OF PATASKALA, OHIO

SCHEDULE OF REVENUES, EXPENSES AND CHANGES IN
 FUND EQUITY - BUDGET AND ACTUAL (NON-GAAP BUDGETARY BASIS)
WATER DEBT SERVICE FUND
 FOR THE YEAR ENDED DECEMBER 31, 2022

	<u>Budgeted Amount</u>		Variance with Final Budget Positive (Negative)
	<u>Final</u>	<u>Actual</u>	
Non-Operating Revenues (Expenses):			
Investment income	\$ 2,700	\$ 3,630	\$ 930
<u>Debt Service:</u>			
Principal	(385,000)	(385,000)	-
Interest and fiscal charges	<u>(191,369)</u>	<u>(191,369)</u>	-
Total Debt Service	<u>(576,369)</u>	<u>(576,369)</u>	-
Total Non-Operating Revenues (Expenses)	<u>(573,669)</u>	<u>(572,739)</u>	930
 Loss Before Transfers	 <u>(573,669)</u>	 <u>(572,739)</u>	 930
 Transfers:			
Transfers in	<u>525,000</u>	<u>525,000</u>	-
 Net Change in Fund Equity	 (48,669)	 (47,739)	 930
 Fund Equity at Beginning of Year	 <u>56,159</u>	 <u>56,159</u>	 -
 Fund Equity at End of Year	 <u>\$ 7,490</u>	 <u>\$ 8,420</u>	 <u>\$ 930</u>

CITY OF PATASKALA, OHIO

SCHEDULE OF REVENUES, EXPENSES AND CHANGES IN
 FUND EQUITY - BUDGET AND ACTUAL (NON-GAAP BUDGETARY BASIS)
WATER UTILITY STATE ISSUE II FUND
 FOR THE YEAR ENDED DECEMBER 31, 2022

	<u>Budgeted Amount</u>		Variance with Final Budget Positive (Negative)
	<u>Final</u>	<u>Actual</u>	<u>(Negative)</u>
Operating Expenses:			
Water Utility			
Capital outlay	\$ 605,000	\$ 605,000	\$ -
Total Operating Expenses	605,000	605,000	-
Non-Operating Revenues:			
Loans issued	275,000	259,882	(15,118)
Total Non-Operating Revenues	275,000	259,882	(15,118)
Operating Loss	(330,000)	(345,118)	(15,118)
Loss Before Transfers	(330,000)	(345,118)	(15,118)
Transfers:			
Transfers in	330,000	330,000	-
Net Change in Fund Equity	-	(15,118)	(15,118)
Fund Equity at Beginning of Year	-	-	-
Fund Equity (Deficit) at End of Year	\$ -	\$ (15,118)	\$ (15,118)

CITY OF PATASKALA, OHIO

SCHEDULE OF REVENUES, EXPENSES AND CHANGES IN
 FUND EQUITY - BUDGET AND ACTUAL (NON-GAAP BUDGETARY BASIS)
SEWER OPERATIONS FUND
 FOR THE YEAR ENDED DECEMBER 31, 2022

	<u>Budgeted Amount</u>		<u>Variance with Final Budget Positive (Negative)</u>
	<u>Final</u>	<u>Actual</u>	
Operating Revenues:			
Charges for services	\$ 1,681,000	\$ 1,698,466	\$ 17,466
Other	2,500	12,357	9,857
Total Operating Revenues	1,683,500	1,710,823	27,323
Operating Expenses:			
General Government			
Salaries & related	92,615	82,295	10,320
Contractual services	123,246	77,702	45,544
General operating	12,820	320	12,500
Total General Government	228,681	160,317	68,364
Court & Legal			
Contractual services	50,000	37,500	12,500
Total Court & Legal	50,000	37,500	12,500
Finance			
Salaries & related	64,724	61,751	2,973
Contractual services	25,906	18,991	6,915
General operating	3,005	1,721	1,284
Total Finance	93,635	82,463	11,172
Sewer Utility			
Salaries & related	507,354	458,168	49,186
Contractual services	356,882	331,786	25,096
General operating	435,737	355,828	79,909
Capital outlay	26,000	20,185	5,815
Total Sewer Utility	1,325,973	1,165,967	160,006
Total Operating Expenses	1,698,289	1,446,247	252,042
Operating Income (Loss)	(14,789)	264,576	279,365
Non-Operating Revenues:			
Investment income	16,000	34,197	18,197
Income Before Transfers	1,211	298,773	297,562
Transfers:			
Transfers out	(725,000)	(725,000)	-
Net Change in Fund Equity	(723,789)	(426,227)	297,562
Fund Equity at Beginning of Year	3,379,464	3,379,464	-
Prior Year Encumbrances Appropriated	144,700	144,700	-
Fund Equity at End of Year	\$ 2,800,375	\$ 3,097,937	\$ 297,562

CITY OF PATASKALA, OHIO

SCHEDULE OF REVENUES, EXPENSES AND CHANGES IN
 FUND EQUITY - BUDGET AND ACTUAL (NON-GAAP BUDGETARY BASIS)
SEWER CAPITAL IMPROVEMENTS FUND
 FOR THE YEAR ENDED DECEMBER 31, 2022

	<u>Budgeted Amount</u>		Variance with Final Budget Positive (Negative)
	<u>Final</u>	<u>Actual</u>	
Operating Revenues:			
Charges for services	\$ 697,350	\$ 756,176	\$ 58,826
Total Operating Revenues	697,350	756,176	58,826
Operating Expenses:			
General Government			
Contractual services	100,000	-	100,000
Total General Government	100,000	-	100,000
Sewer Utility			
Contractual services	110,000	109,368	632
General operating	33,000	32,521	479
Capital outlay	107,664	107,459	205
Total Sewer Utility	250,664	249,348	1,316
Total Operating Expenses	350,664	249,348	101,316
Operating Income	346,686	506,828	160,142
Non-Operating Revenues:			
Investment income	14,500	39,190	24,690
Loan proceeds	803,119	32,983	(770,136)
Total Non-Operating Revenues	817,619	72,173	(745,446)
Net Change in Fund Equity	1,164,305	579,001	(585,304)
Fund Equity at Beginning of Year	3,275,667	3,275,667	-
Prior Year Encumbrances Appropriated	12,460	12,460	-
Fund Equity at End of Year	\$ 4,452,432	\$ 3,867,128	\$ (585,304)

CITY OF PATASKALA, OHIO

SCHEDULE OF REVENUES, EXPENSES AND CHANGES IN
 FUND EQUITY - BUDGET AND ACTUAL (NON-GAAP BUDGETARY BASIS)
SEWER BOND IMPROVEMENTS FUND
 FOR THE YEAR ENDED DECEMBER 31, 2022

	<u>Budgeted Amount</u>		Variance with Final Budget Positive (Negative)
	<u>Final</u>	<u>Actual</u>	
Transfers:			
Transfers out	\$ (388)	\$ (388)	\$ -
Net Change in Fund Equity	(388)	(388)	-
Fund Equity at Beginning of Year	<u>388</u>	<u>388</u>	<u>-</u>
Fund Equity at End of Year	<u><u>\$ -</u></u>	<u><u>\$ -</u></u>	<u><u>\$ -</u></u>

CITY OF PATASKALA, OHIO

SCHEDULE OF REVENUES, EXPENSES AND CHANGES IN
 FUND EQUITY - BUDGET AND ACTUAL (NON-GAAP BUDGETARY BASIS)
SEWER DEBT SERVICE FUND
 FOR THE YEAR ENDED DECEMBER 31, 2022

	<u>Budgeted Amount</u>		Variance with
	<u>Final</u>	<u>Actual</u>	Final Budget
			Positive
			(Negative)
Non-Operating Revenues (Expenses):			
Investment income	\$ 3,000	\$ 3,937	\$ 937
<u>Debt Service:</u>			
Principal	(487,912)	(487,912)	-
Interest and fiscal charges	(90,842)	(90,842)	-
Total Debt Service	(578,754)	(578,754)	-
Total Non-Operating Revenues (Expenses)	(575,754)	(574,817)	937
Loss Before Transfers	(575,754)	(574,817)	937
Transfers:			
Transfers in	475,388	475,388	-
Net Change in Fund Equity	(100,366)	(99,429)	937
Fund Equity at Beginning of Year	119,705	119,705	-
Fund Equity at End of Year	\$ 19,339	\$ 20,276	\$ 937

CITY OF PATASKALA, OHIO

SCHEDULE OF REVENUES, EXPENSES AND CHANGES IN
 FUND EQUITY - BUDGET AND ACTUAL (NON-GAAP BUDGETARY BASIS)
OAKS ASSESSMENT FUND
 FOR THE YEAR ENDED DECEMBER 31, 2022

	<u>Budgeted Amount</u>		Variance with Final Budget Positive (Negative)
	<u>Final</u>	<u>Actual</u>	
Operating Revenues:			
Special assessments	\$ 21,500	\$ 20,498	\$ (1,002)
Total Operating Revenues	21,500	20,498	(1,002)
Operating Expenses:			
Finance			
Contractual services	750	713	37
Total Finance	750	713	37
Operating Income	20,750	19,785	(965)
Nonoperating Expenses:			
Debt service:			
Principal	(12,743)	(12,743)	-
Interest and fiscal charges	(7,521)	(7,521)	-
Total debt service	(20,264)	(20,264)	-
Total Nonoperating Expenses	(20,264)	(20,264)	-
Net Change in Fund Equity	486	(479)	(965)
Fund Equity at Beginning of Year	13,136	13,136	-
Prior year encumbrances appropriated	2	2	-
Fund Equity at End of Year	\$ 13,624	\$ 12,659	\$ (965)

CITY OF PATASKALA, OHIO

SCHEDULE OF REVENUES, EXPENSES AND CHANGES IN
 FUND EQUITY - BUDGET AND ACTUAL (NON-GAAP BUDGETARY BASIS)
SEWER UTILITY STATE ISSUE II (OPWC) FUND
 FOR THE YEAR ENDED DECEMBER 31, 2022

	<u>Budgeted Amount</u>		Variance with Final Budget Positive (Negative)
	<u>Final</u>	<u>Actual</u>	<u>(Negative)</u>
Operating Expenses:			
Sewer Utility			
Capital outlay	\$ 750,000	\$ 750,000	\$ -
Total Sewer Utility	<u>750,000</u>	<u>750,000</u>	<u>-</u>
Operating Loss	<u>(750,000)</u>	<u>(750,000)</u>	<u>-</u>
Non-Operating Revenues:			
Loans issued	<u>500,000</u>	<u>-</u>	<u>(500,000)</u>
Total Non-Operating Revenues	<u>500,000</u>	<u>-</u>	<u>(500,000)</u>
Income (Loss) Before Transfers	<u>(250,000)</u>	<u>(750,000)</u>	<u>(500,000)</u>
Transfers:			
Transfers in	<u>250,000</u>	<u>250,000</u>	<u>-</u>
Net Change in Fund Equity	<u>-</u>	<u>(500,000)</u>	<u>(500,000)</u>
Fund Equity at Beginning of Year	<u>-</u>	<u>-</u>	<u>-</u>
Fund Equity (Deficit) at End of Year	<u>\$ -</u>	<u>\$ (500,000)</u>	<u>\$ (500,000)</u>

CITY OF PATASKALA, OHIO

*INDIVIDUAL FUND STATEMENT
FUND DESCRIPTIONS - FIDUCIARY FUNDS*

Custodial Funds

Custodial funds are used to report fiduciary activities that are not required to be reported in a trust fund. The following are the City's custodial funds:

Police Evidence & Cash Seizure Fund

To account for money held from the seizure of funds related to criminal cases within the City.

Mayor's Court Fund

To account for assets received and disbursed by the Mayor's Court as agent or custodian related to various court matters and cases.

CITY OF PATASKALA


COMBINING STATEMENT OF FIUCIARY NET POSITION
CUSTODIAL FUNDS
DECEMBER 31, 2022

	<u>Police Evidence & Seizure Fund</u>
Assets:	
Equity in pooled cash and cash equivalents	\$ 4,757
Total Assets	<u>4,757</u>
Net position:	
Restricted for individuals, organizations and other governments	<u>4,757</u>
Total Net Position	<u>\$ 4,757</u>

CITY OF PATASKALA

COMBINING STATEMENT OF CHANGES IN FIDUCIARY NET POSITION
CUSTODIAL FUNDS
FOR THE YEAR ENDED DECEMBER 31, 2022

	Police Evidence & Seizure Fund	Mayor's Court	Total
Additions:			
Fines and forfeitures for other governments	\$ 11,996	\$ 3,756	\$ 15,752
Total Additions	11,996	3,756	15,752
Deductions:			
Fines and forfeitures distributions to other governments	28,321	3,756	32,077
Total Deductions	28,321	3,756	32,077
Net Change in Fiduciary Net Position	(16,325)	-	(16,325)
Net position beginning of year	21,082	-	21,082
Net position end of year	\$ 4,757	\$ -	\$ 4,757



THIS PAGE IS INTENTIONALLY LEFT BLANK



Statistical Section
City of Pataskala | Annual Report



CITY OF PATASKALA, OHIO

STATISTICAL SECTION
TABLE OF CONTENTS

This part of the City of Pataskala's Annual Comprehensive Financial Report presents detailed information as a context for understanding what the information in the financial statements, note disclosures, and required supplementary information says about the City's overall financial health.

<u>Contents</u>	<u>Page</u>
Financial Trends These schedules contain trend information to help the reader understand how the City's financial performance and well-being have changed over time.	228-237
Revenue Capacity These schedules contain information to help the reader assess the City's most significant local revenue sources, the property tax and income tax.	238-245
Debt Capacity These schedules present information to help the reader assess the affordability of the City's current levels of outstanding debt and the City's ability to issue additional debt in the future.	246-250
Demographic and Economic Information These schedules offer demographic and economic indicators to help the reader understand the environment within which the City's financial activities take place.	251-252
Operating Information These schedules contain service and infrastructure data to help the reader understand how the information in the City's financial report relates to the services the City provides and the activities it performs.	254-259

Sources: Sources are noted on the individual schedules.

CITY OF PATASKALA, OHIO

NET POSITION BY COMPONENT
LAST TEN YEARS

(accrual basis of accounting)

	<u>2022</u>	<u>2021</u>	<u>2020</u>	<u>2019</u>
<u>Governmental activities</u>				
Net investment in capital assets	\$ 32,993,452	\$ 33,127,561	\$ 30,546,507	\$ 27,129,515
Restricted for:				
Debt service	447,171	550,148	580,933	102,572
Capital projects	2,751,548	3,297,407	2,316,765	2,456,223
Transportation projects	9,564,477	6,089,970	4,403,511	5,152,142
Community development	13,444	12,416	2,781	2,781
Police	1,766,623	1,644,849	1,186,379	341,013
Public health and welfare	1,504	-	-	-
Unrestricted	<u>3,744,821</u>	<u>3,132,202</u>	<u>2,040,987</u>	<u>1,406,070</u>
Total Governmental Activities Net Position	<u>\$ 51,283,040</u>	<u>\$ 47,854,553</u>	<u>\$ 41,077,863</u>	<u>\$ 36,590,316</u>
<u>Business-type activities</u>				
Net investment in capital assets	\$ 7,437,249	\$ 5,584,900	\$ 4,639,228	\$ 4,125,680
Unrestricted	<u>11,108,979</u>	<u>10,735,901</u>	<u>8,862,701</u>	<u>7,549,064</u>
Total Business-Type Activities Net Position	<u>\$ 18,546,228</u>	<u>\$ 16,320,801</u>	<u>\$ 13,501,929</u>	<u>\$ 11,674,744</u>
<u>Primary government</u>				
Net investment in capital assets	\$ 40,430,701	\$ 38,712,461	\$ 35,185,735	\$ 31,255,195
Restricted for:				
Debt service	447,171	550,148	580,933	102,572
Capital projects	2,751,548	3,297,407	2,316,765	2,456,223
Transportation projects	9,564,477	6,089,970	4,403,511	5,152,142
Community development	13,444	12,416	2,781	2,781
Police	1,766,623	1,644,849	1,186,379	341,013
Other purposes	1,504	-	-	-
Unrestricted	<u>14,853,800</u>	<u>13,868,103</u>	<u>10,903,688</u>	<u>8,955,134</u>
Total Primary Government Net Position	<u>\$ 69,829,268</u>	<u>\$ 64,175,354</u>	<u>\$ 54,579,792</u>	<u>\$ 48,265,060</u>

(1) The Net Position at December 31, 2014 has been restated under GASB Statement No. 68/71.

(2) The Net Position at December 31, 2017 has been restated under GASB Statement No. 75.

Source: City financial reports

	<u>2018</u>	<u>2017 (2)</u>	<u>2016</u>	<u>2015</u>	<u>2014 (1)</u>	<u>2013</u>
\$	20,514,381	\$ 18,122,929	\$ 17,637,386	\$ 14,059,671	\$ 14,920,098	\$ 12,389,873
	543,337	421,539	410,136	429,136	489,676	300,426
	1,854,175	1,784,299	1,634,473	3,481,168	1,539,576	1,976,407
	4,589,131	4,756,007	3,931,738	3,557,497	3,907,772	2,625,800
	2,655	2,655	2,285	2,285	2,160	159,356
	59,578	51,422	58,483	474,253	2,439,637	1,968,801
	-	-	-	-	-	-
	357,025	(1,311,420)	1,753,813	1,067,350	(1,595,927)	2,481,743
\$	<u>27,920,282</u>	\$ <u>23,827,431</u>	\$ <u>25,428,314</u>	\$ <u>23,071,360</u>	\$ <u>21,702,992</u>	\$ <u>21,902,406</u>

\$	2,465,224	\$ 1,434,142	\$ 1,163,737	\$ 934,760	\$ 1,037,561	\$ 1,523,496
	5,875,751	5,319,918	5,244,852	4,568,518	3,943,375	3,662,044
\$	<u>8,340,975</u>	\$ <u>6,754,060</u>	\$ <u>6,408,589</u>	\$ <u>5,503,278</u>	\$ <u>4,980,936</u>	\$ <u>5,185,540</u>

\$	22,979,605	\$ 19,557,071	\$ 18,801,123	\$ 14,994,431	\$ 15,957,659	\$ 13,913,369
	543,337	421,539	410,136	429,136	489,676	300,426
	1,854,175	1,784,299	1,634,473	3,481,168	1,539,576	1,976,407
	4,589,131	4,756,007	3,931,738	3,557,497	3,907,772	2,625,800
	2,655	2,655	2,285	2,285	2,160	159,356
	59,578	51,422	58,483	474,253	2,439,637	1,968,801
	-	-	-	-	-	-
	6,232,776	4,008,498	6,998,665	5,635,868	2,347,448	6,143,787
\$	<u>36,261,257</u>	\$ <u>30,581,491</u>	\$ <u>31,836,903</u>	\$ <u>28,574,638</u>	\$ <u>26,683,928</u>	\$ <u>27,087,946</u>

CITY OF PATASKALA, OHIO

CHANGES IN NET POSITION
LAST TEN YEARS
(accrual basis of accounting)

<u>PROGRAM REVENUES:</u>	<u>2022</u>	<u>2021</u>	<u>2020</u>	<u>2019</u>
Governmental Activities:				
<i>Charges for Services and Sales:</i>				
General government	\$ 316,317	\$ 377,608	\$ 337,268	\$ 340,227
Security of persons and property	200,772	84,024	64,736	98,782
Transportation	382	701	598	565
Community environment	42,524	62,157	62,803	51,492
Leisure time activities	234,185	249,389	158,933	157,244
<i>Operating Grants and Contributions:</i>				
General government	268,469	267,419	328,113	285,634
Security of persons and property	19,611	10,372	808,341	159,655
Transportation	1,056,941	1,133,514	1,154,961	1,460,073
Community environment	-	-	-	-
Leisure time activities	-	-	5,653	6,623
<i>Capital Grants and Contributions:</i>				
Transportation	<u>1,412,117</u>	<u>3,874,341</u>	<u>2,458,870</u>	<u>5,544,306</u>
Total Governmental Activities Program Revenues	<u>\$ 3,551,318</u>	<u>\$ 6,059,525</u>	<u>\$ 5,380,276</u>	<u>\$ 8,104,601</u>
Business-type activities:				
<i>Charges for Services and Sales:</i>				
Water	2,425,333	2,453,547	2,501,759	2,359,916
Sewer	2,558,687	2,422,909	2,430,112	2,264,713
<i>Capital Grants & Contributions:</i>				
Water	440,154	430,170	179,607	886,376
Sewer	<u>254,182</u>	<u>417,819</u>	<u>224,123</u>	<u>844,336</u>
Total Business-Type Activities Program Revenues	<u>\$ 5,678,356</u>	<u>\$ 5,724,445</u>	<u>\$ 5,335,601</u>	<u>\$ 6,355,341</u>
Total Primary Government Program Revenues	<u>\$ 9,229,674</u>	<u>\$ 11,783,970</u>	<u>\$ 10,715,877</u>	<u>\$ 14,459,942</u>
 <u>PROGRAM EXPENSES:</u>				
Governmental Activities:				
General government	\$ 1,729,596	\$ 2,036,758	\$ 2,249,518	\$ 2,387,838
Security of persons and property	3,177,481	2,766,186	2,967,669	597,100
Public health services	-	-	-	-
Transportation	4,523,039	3,038,305	3,179,013	2,964,015
Community environment	276,821	67,332	407,761	458,597
Leisure time activities	507,563	307,058	446,534	357,519
Interest and fiscal charges	<u>252,020</u>	<u>266,232</u>	<u>282,867</u>	<u>300,197</u>
Total Governmental Activities Expenses	<u>\$ 10,466,520</u>	<u>\$ 8,481,871</u>	<u>\$ 9,533,362</u>	<u>\$ 7,065,266</u>

	<u>2018</u>	<u>2017</u>	<u>2016</u>	<u>2015</u>	<u>2014</u>	<u>2013</u>
\$	281,823	\$ 332,804	\$ 271,868	\$ 290,261	\$ 366,658	\$ 379,351
	111,761	202,585	145,307	158,344	205,599	192,348
	7,695	-	-	-	-	-
	62,932	32,169	54,249	53,269	52,388	-
	154,805	99,637	84,420	33,390	14,060	22,690
	297,561	330,874	159,256	172,288	143,400	-
	167,342	45,029	83,386	119,192	178,688	476,701
	1,087,551	976,764	1,056,635	946,405	955,003	1,129,954
	-	-	-	-	336,278	171,004
	1,504	941	-	-	2,141	-
	<u>2,502,164</u>	<u>243,847</u>	<u>1,311,084</u>	<u>274,739</u>	<u>225,891</u>	<u>46,219</u>
\$	<u>4,675,138</u>	<u>\$ 2,264,650</u>	<u>\$ 3,166,205</u>	<u>\$ 2,047,888</u>	<u>\$ 2,480,106</u>	<u>\$ 2,418,267</u>
	2,230,764	2,015,799	2,158,711	1,880,929	1,548,621	1,642,290
	2,134,588	1,905,144	2,016,046	2,002,362	1,650,339	1,689,448
	490,863	-	-	-	-	-
	<u>218,016</u>	<u>-</u>	<u>-</u>	<u>-</u>	<u>-</u>	<u>-</u>
\$	<u>5,074,231</u>	<u>\$ 3,920,943</u>	<u>\$ 4,174,757</u>	<u>\$ 3,883,291</u>	<u>\$ 3,198,960</u>	<u>\$ 3,331,738</u>
\$	<u>9,749,369</u>	<u>\$ 6,185,593</u>	<u>\$ 7,340,962</u>	<u>\$ 5,931,179</u>	<u>\$ 5,679,066</u>	<u>\$ 5,750,005</u>
\$	1,419,475	\$ 1,974,894	\$ 1,805,720	\$ 1,919,562	\$ 1,095,246	\$ 706,223
	2,774,477	2,669,556	2,495,690	2,134,698	1,992,137	2,086,324
	-	-	-	-	-	112,101
	3,160,235	2,251,881	2,193,530	1,762,282	2,761,450	2,642,514
	358,209	385,940	296,206	246,113	677,184	543,577
	304,063	208,044	186,728	67,486	94,930	157,950
	<u>307,104</u>	<u>204,778</u>	<u>220,459</u>	<u>211,259</u>	<u>222,866</u>	<u>83,157</u>
\$	<u>8,323,563</u>	<u>\$ 7,695,093</u>	<u>\$ 7,198,333</u>	<u>\$ 6,341,400</u>	<u>\$ 6,843,813</u>	<u>\$ 6,331,846</u>

(Continued)

CITY OF PATASKALA, OHIO

CHANGES IN NET POSITION
LAST TEN YEARS (CONTINUED)

(accrual basis of accounting)

	<u>2022</u>	<u>2021</u>	<u>2020</u>	<u>2019</u>
Business-type activities:				
Water	\$ 1,711,670	\$ 1,618,374	\$ 2,028,438	\$ 1,608,924
Sewer	1,576,547	1,220,551	1,676,816	1,705,515
Total Business-Type Activities Program Expenses	<u>\$ 3,288,217</u>	<u>\$ 2,838,925</u>	<u>\$ 3,705,254</u>	<u>\$ 3,314,439</u>
Total Primary Government Program Expenses	<u>\$ 13,754,737</u>	<u>\$ 11,320,796</u>	<u>\$ 13,238,616</u>	<u>\$ 10,379,705</u>
Governmental Activities	\$ (6,915,202)	\$ (2,422,346)	\$ (4,153,086)	\$ 1,039,335
Business-Type Activities	2,390,139	2,885,520	1,630,347	3,040,902
Total Primary Government Net (Expense)/Revenue	<u>\$ (4,525,063)</u>	<u>\$ 463,174</u>	<u>\$ (2,522,739)</u>	<u>\$ 4,080,237</u>

GENERAL REVENUES AND OTHER CHANGES IN NET POSITION:

Governmental Activities:

Taxes:

Property and other local taxes levied for:

General purposes	\$ 1,363,002	\$ 1,329,165	\$ 1,142,154	\$ 1,086,866
Permissive taxes	300,835	305,497	272,021	-
Income taxes levied for:				
Street fund	3,657,895	2,569,284	1,941,626	1,907,234
Police fund	3,675,172	3,435,945	3,379,585	3,177,253
Debt service fund	618,779	683,954	847,667	233,725
Capital projects fund	121,094	101,866	102,152	652,133
JEDD income tax fund	-	1,985	-	126
Payments in lieu of taxes	249,175	247,729	246,744	249,523
Grants and entitlements not restricted to specific programs	386,761	405,685	294,935	208,149
Investment earnings-unrestricted	(51,138)	(11,614)	55,154	76,239
Transfers	-	-	-	-
Miscellaneous	22,114	129,540	358,595	39,451
Total Governmental Activities	<u>\$ 10,343,689</u>	<u>\$ 9,199,036</u>	<u>\$ 8,640,633</u>	<u>\$ 7,630,699</u>

Business-Type Activities:

Investment earnings-unrestricted	(195,196)	(68,806)	162,522	259,932
Transfers	-	-	-	-
Miscellaneous	30,484	2,158	34,316	32,935
Total Business-Type Activities	<u>\$ (164,712)</u>	<u>\$ (66,648)</u>	<u>\$ 196,838</u>	<u>\$ 292,867</u>
Total Primary Government	<u>\$ 10,178,977</u>	<u>\$ 9,132,388</u>	<u>\$ 8,837,471</u>	<u>\$ 7,923,566</u>

Change in Net Position:

Governmental Activities	\$ 3,428,487	\$ 6,776,690	\$ 4,487,547	\$ 8,670,034
Business-Type Activities	2,225,427	2,818,872	1,827,185	3,333,769
Total Primary Government	<u>\$ 5,653,914</u>	<u>\$ 9,595,562</u>	<u>\$ 6,314,732</u>	<u>\$ 12,003,803</u>

Source: City financial reports

	<u>2018</u>	<u>2017</u>	<u>2016</u>	<u>2015</u>	<u>2014</u>	<u>2013</u>
\$	1,733,297	\$ 1,621,079	\$ 1,809,143	\$ 1,798,346	\$ 1,392,928	\$ 1,458,080
	<u>1,867,535</u>	<u>1,567,904</u>	<u>1,565,175</u>	<u>1,594,905</u>	<u>1,610,487</u>	<u>1,573,164</u>
\$	<u>3,600,832</u>	\$ <u>3,188,983</u>	\$ <u>3,374,318</u>	\$ <u>3,393,251</u>	\$ <u>3,003,415</u>	\$ <u>3,031,244</u>
\$	<u>11,924,395</u>	\$ <u>10,884,076</u>	\$ <u>10,572,651</u>	\$ <u>9,734,651</u>	\$ <u>9,847,228</u>	\$ <u>9,363,090</u>
\$	(3,648,425)	\$ (5,430,443)	\$ (4,032,128)	\$ (4,293,512)	\$ (4,363,707)	\$ (3,913,579)
	<u>1,473,399</u>	<u>731,960</u>	<u>800,439</u>	<u>490,040</u>	<u>195,545</u>	<u>300,494</u>
\$	<u>(2,175,026)</u>	\$ <u>(4,698,483)</u>	\$ <u>(3,231,689)</u>	\$ <u>(3,803,472)</u>	\$ <u>(4,168,162)</u>	\$ <u>(3,613,085)</u>
\$	1,026,643	\$ 901,169	\$ 843,062	\$ 827,781	\$ 714,826	\$ 891,357
	-	-	-	-	-	-
	1,956,307	1,900,802	1,831,162	1,542,506	2,190,585	1,511,685
	3,114,456	2,932,251	2,722,344	2,393,147	2,607,079	2,016,235
	615,795	620,906	465,632	485,230	476,763	148,909
	329,615	125,507	117,361	49,335	195,699	282,067
	-	370	-	125	120	803
	345,029	257,284	190,126	153,835	201,140	109,965
	222,490	205,764	188,862	189,381	185,808	234,624
	24,019	18,329	17,188	11,049	16,230	1,813
	-	-	-	-	-	(10,957)
	<u>106,922</u>	<u>34,363</u>	<u>13,345</u>	<u>9,491</u>	<u>172,812</u>	<u>46,520</u>
\$	<u>7,741,276</u>	\$ <u>6,996,745</u>	\$ <u>6,389,082</u>	\$ <u>5,661,880</u>	\$ <u>6,761,062</u>	\$ <u>5,233,021</u>
	65,514	37,836	40,778	30,006	17,501	35,668
	-	-	-	-	-	10,957
	<u>48,002</u>	<u>33,064</u>	<u>64,094</u>	<u>2,296</u>	<u>27,358</u>	<u>36,141</u>
\$	<u>113,516</u>	\$ <u>70,900</u>	\$ <u>104,872</u>	\$ <u>32,302</u>	\$ <u>44,859</u>	\$ <u>82,766</u>
\$	<u>7,854,792</u>	\$ <u>7,067,645</u>	\$ <u>6,493,954</u>	\$ <u>5,694,182</u>	\$ <u>6,805,921</u>	\$ <u>5,315,787</u>
\$	4,092,851	\$ 1,566,302	\$ 2,356,954	\$ 1,368,368	\$ 2,397,355	\$ 1,319,442
	<u>1,586,915</u>	<u>802,860</u>	<u>905,311</u>	<u>522,342</u>	<u>240,404</u>	<u>383,260</u>
\$	<u>5,679,766</u>	\$ <u>2,369,162</u>	\$ <u>3,262,265</u>	\$ <u>1,890,710</u>	\$ <u>2,637,759</u>	\$ <u>1,702,702</u>

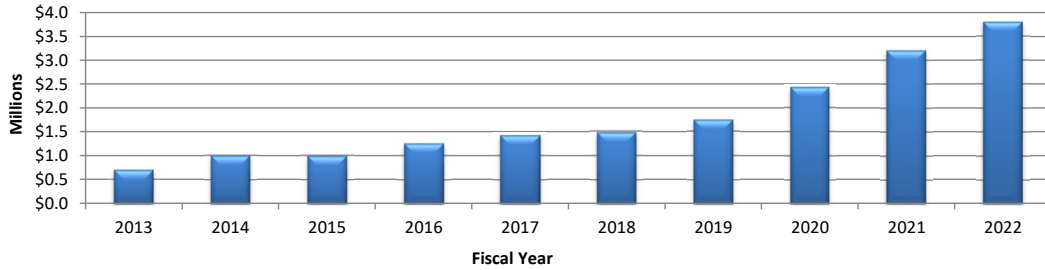
CITY OF PATASKALA, OHIO

**FUND BALANCES, GOVERNMENTAL FUNDS
LAST TEN YEARS**

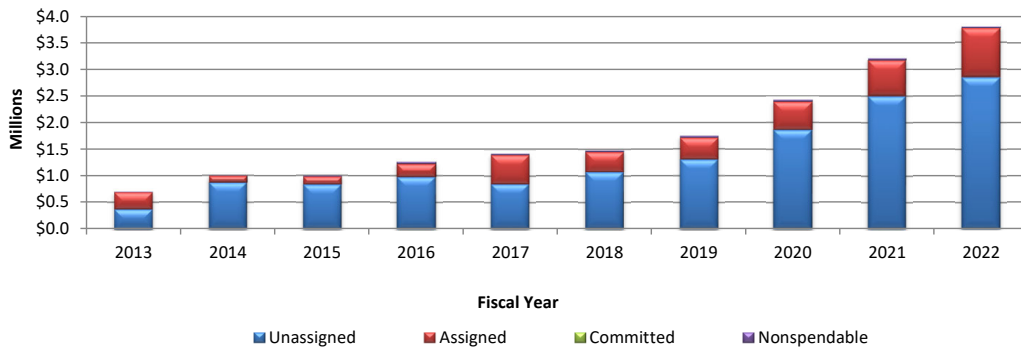
(modified accrual basis of accounting)

	<u>2022</u>	<u>2021</u>	<u>2020</u>	<u>2019</u>
<u>General Fund</u>				
Nonspendable	\$ 25,974	\$ 32,647	\$ 35,665	\$ 32,684
Assigned	924,194	675,325	521,906	401,558
Unassigned	<u>2,843,725</u>	<u>2,499,001</u>	<u>1,864,406</u>	<u>1,302,867</u>
Total General Fund	\$ 3,793,893	\$ 3,206,973	\$ 2,421,977	\$ 1,737,109
<u>All Other Governmental Funds</u>				
Nonspendable	\$ 212,274	\$ 174,152	\$ 222,612	\$ 196,833
Restricted	15,068,171	13,669,691	10,628,292	8,951,140
Committed	262,091	348,388	496,381	508,948
Unassigned (deficit)	<u>-</u>	<u>-</u>	<u>-</u>	<u>-</u>
Total All Other Governmental Funds	\$ 15,542,536	\$ 14,192,231	\$ 11,347,285	\$ 9,656,921
Total Governmental Funds	<u>\$ 19,336,429</u>	<u>\$ 17,399,204</u>	<u>\$ 13,769,262</u>	<u>\$ 11,394,030</u>

Unassigned General Fund Balance



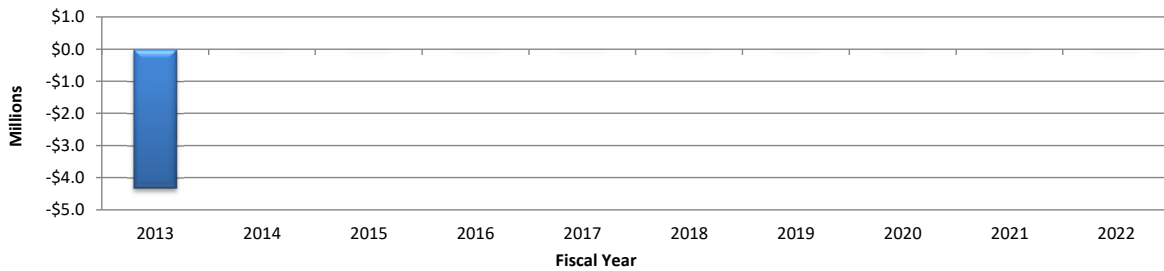
General Fund Balance - by Category



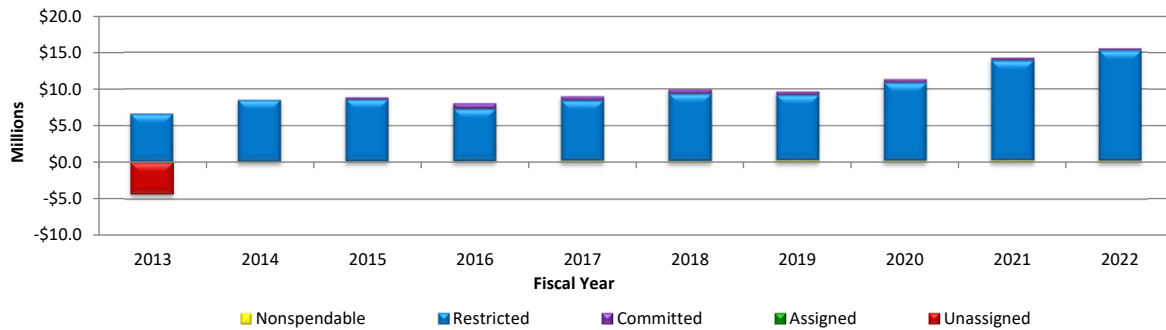
Source: City financial reports

<u>2018</u>	<u>2017</u>	<u>2016</u>	<u>2015</u>	<u>2014</u>	<u>2013</u>
\$ 26,646	\$ 24,031	\$ 37,522	\$ 13,621	\$ 7,022	\$ 9,302
377,098	543,259	236,788	148,242	120,649	313,403
<u>1,071,358</u>	<u>848,493</u>	<u>977,553</u>	<u>828,059</u>	<u>868,271</u>	<u>369,603</u>
\$ 1,475,102	\$ 1,415,783	\$ 1,251,863	\$ 989,922	\$ 995,942	\$ 692,308
\$ 203,368	\$ 151,654	\$ 178,453	\$ 90,044	\$ 60,877	\$ 18,164
9,193,346	8,240,669	7,185,447	8,492,046	8,456,579	6,593,931
594,220	601,831	820,647	312,197	44,412	32,294
-	-	-	-	-	(4,333,597)
\$ 9,990,934	\$ 8,994,154	\$ 8,184,547	\$ 8,894,287	\$ 8,561,868	\$ 2,310,792
\$ 11,466,036	\$ 10,409,937	\$ 9,436,410	\$ 9,884,209	\$ 9,557,810	\$ 3,003,100

Unassigned All Other Governmental Funds Balance



All Other Governmental Fund Balance - by Category

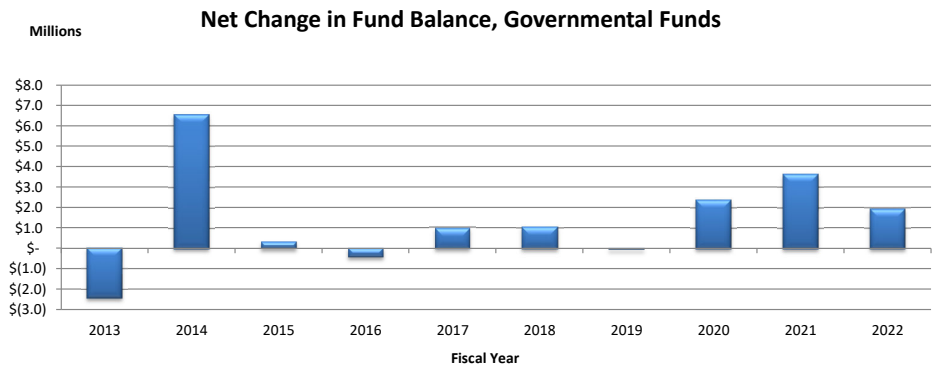


CITY OF PATASKALA, OHIO

CHANGES IN FUND BALANCES, GOVERNMENTAL FUNDS
LAST TEN YEARS

(modified accrual basis of accounting)

	<u>2022</u>	<u>2021</u>	<u>2020</u>	<u>2019</u>
Revenues:				
Income taxes	\$ 7,918,685	\$ 7,115,462	\$ 6,073,123	\$ 5,899,011
Property and other taxes	1,693,137	1,635,337	1,388,958	1,127,029
Charges for services	234,471	243,321	158,251	161,062
Licenses and permits	292,679	337,541	293,662	274,890
Fines and forfeitures	197,474	83,470	64,731	95,011
Intergovernmental	1,781,344	1,760,367	2,559,790	1,505,193
Special assessments	30	5,855	460	239
Investment income	(273,993)	(56,676)	241,435	401,241
Rental Income	71,959	104,654	105,117	104,687
Contributions and donations	15,921	42,107	13,405	31,825
Payments in lieu of taxes (PILOT)	249,175	247,729	246,744	249,523
Other	180,373	1,102,336	484,297	238,680
Total Revenues	\$ 12,361,255	\$ 12,621,503	\$ 11,629,973	\$ 10,088,391
Expenditures:				
<i>Current:</i>				
General government	\$ 2,022,853	\$ 2,001,646	\$ 1,908,907	\$ 1,949,978
Security of persons and property	3,181,231	2,535,912	2,650,235	2,364,737
Public health and welfare	-	-	-	-
Transportation	2,114,507	2,298,569	2,434,565	3,090,737
Community environment	409,598	345,490	368,621	384,949
Leisure time activity	537,402	506,556	406,076	335,314
Capital outlay	1,215,627	351,657	501,525	904,213
<i>Debt service:</i>				
Principal retirement	886,540	865,648	869,279	921,701
Interest and fiscal charges	264,962	279,183	295,533	314,768
Bond issuance costs	-	-	-	-
Total Expenditures	\$ 10,632,720	\$ 9,184,661	\$ 9,434,741	\$ 10,266,397
Excess (Deficiency) of Revenues Over (Under) Expenditures	\$ 1,728,535	\$ 3,436,842	\$ 2,195,232	\$ (178,006)
Other Financing Sources (Uses):				
Loans issued	\$ -	\$ -	\$ -	\$ -
Bond issuance	-	-	-	-
Sale of capital assets	-	-	-	-
Note issuance	-	-	-	-
Premium on sale of bonds	-	-	-	-
Inception of notes payable - finance purchase	187,722	-	-	-
Inception of lease	20,968	193,100	180,000	106,000
Transfers in	274,194	319,618	356,015	376,261
Transfers (out)	(274,194)	(319,618)	(356,015)	(376,261)
Total Other Financing Sources (Uses)	\$ 208,690	\$ 193,100	\$ 180,000	\$ 106,000
Net Change in Fund Balances	\$ 1,937,225	\$ 3,629,942	\$ 2,375,232	\$ (72,006)
Capital Expenditures	\$ 1,377,044	\$ 1,355,528	\$ 1,693,220	\$ 2,736,882
<i>Debt Service as a Percentage of Noncapital Expenditures</i>	<i>12.44%</i>	<i>14.62%</i>	<i>15.05%</i>	<i>16.42%</i>



Source: City financial reports

	<u>2018</u>	<u>2017</u>	<u>2016</u>	<u>2015</u>	<u>2014</u>	<u>2013</u>
\$	5,743,416	\$ 5,448,476	\$ 5,132,966	\$ 4,948,134	\$ 4,725,721	\$ 3,846,461
	1,008,111	880,675	853,298	832,535	819,665	803,422
	171,695	106,923	86,217	38,296	18,893	22,690
	270,408	243,503	228,663	249,575	270,812	256,957
	103,471	139,323	148,769	153,957	221,825	192,348
	1,705,257	1,590,613	2,618,779	1,479,219	1,927,690	1,953,278
	1,305	-	2,440	5,591	4,169	9,527
	146,243	78,439	81,590	60,992	49,971	6,986
	102,527	113,804	92,668	91,048	121,059	118,225
	23,941	1,555	2,230	18,060	2,141	-
	345,029	257,284	190,126	153,835	201,140	155,279
	249,791	200,596	120,305	74,796	243,586	138,240
\$	9,871,194	\$ 9,061,191	\$ 9,558,051	\$ 8,106,038	\$ 8,606,672	\$ 7,503,413
\$	1,809,865	\$ 1,766,077	\$ 1,582,835	\$ 1,750,043	\$ 1,585,981	\$ 861,834
	2,299,122	2,361,024	2,237,612	2,029,127	2,216,466	2,638,716
	-	-	-	-	-	112,101
	1,809,375	1,476,647	1,972,918	1,651,933	1,621,694	1,942,020
	325,272	336,947	271,871	256,706	677,224	545,189
	281,646	173,447	167,262	43,533	77,118	137,621
	6,058,092	790,039	3,604,662	2,502,625	2,614,077	2,815,454
	741,885	1,158,615	698,297	522,564	422,208	967,222
	260,903	224,325	230,393	235,194	95,665	81,026
	49,750	-	-	-	91,118	-
\$	13,635,910	\$ 8,287,121	\$ 10,765,850	\$ 8,991,725	\$ 9,401,551	\$ 10,101,183
\$	(3,764,716)	\$ 774,070	\$ (1,207,799)	\$ (885,687)	\$ (794,879)	\$ (2,597,770)
\$	21,666	\$ 178,811	\$ -	\$ 700,000	\$ 203,413	\$ 15,407
	4,600,000	-	-	-	6,630,000	-
	-	20,646	-	12,086	285	-
	-	-	500,000	-	-	-
	-	-	-	-	248,117	-
	-	-	-	-	-	-
	199,149	-	260,000	500,000	267,774	148,029
	891,780	572,575	566,582	3,776,354	1,615,815	3,306,934
	(891,780)	(572,575)	(566,582)	(3,776,354)	(1,615,815)	(3,317,891)
\$	4,820,815	\$ 199,457	\$ 760,000	\$ 1,212,086	\$ 7,349,589	\$ 152,479
\$	1,056,099	\$ 973,527	\$ (447,799)	\$ 326,399	\$ 6,554,710	\$ (2,445,291)
\$	6,864,435	\$ 1,460,866	\$ 4,686,868	\$ 3,446,755	\$ 3,360,434	\$ 3,791,327
	14.81%	20.26%	15.28%	13.67%	8.57%	16.61%

CITY OF PATASKALA, OHIO
GENERAL GOVERNMENTAL TAX REVENUES BY SOURCE
LAST TEN YEARS
(modified accrual basis of accounting - \$000's omitted)

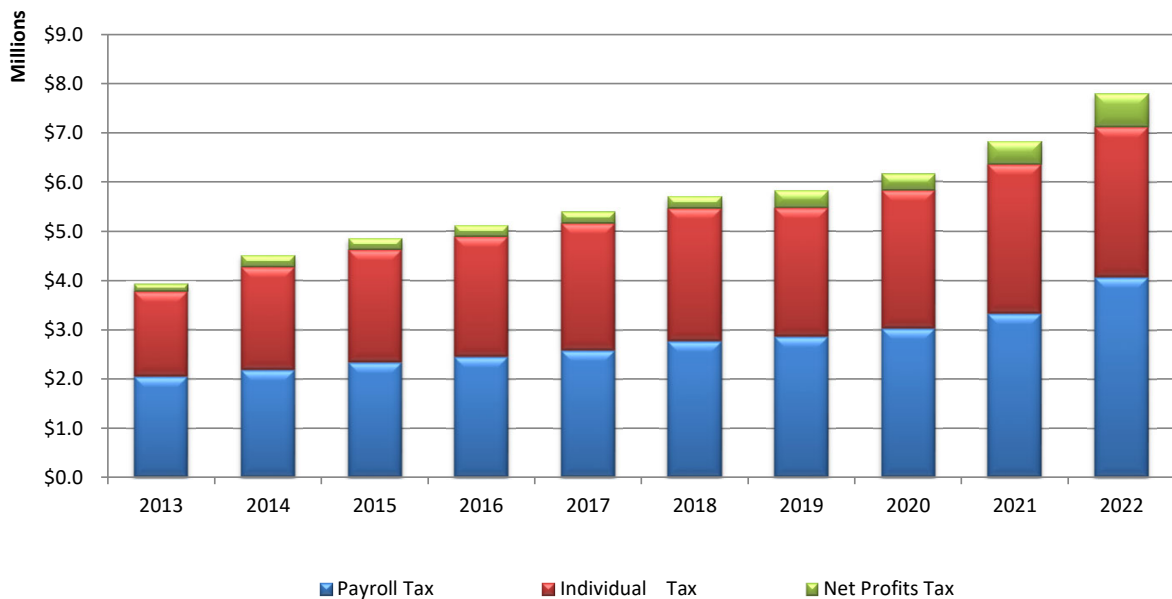
<u>Fiscal Year</u>	<u>Property Tax</u>	<u>Income Tax</u>	<u>Motor Vehicle Tax</u>	<u>Gasoline Tax</u>	<u>Total Tax Revenues</u>
2022	\$ 1,693.1	\$ 7,918.7	\$ 218.2	\$ 1,060.9	\$ 10,890.9
2021	1,635.3	7,115.5	211.5	1,047.4	10,009.7
2020	1,388.9	6,073.1	176.7	966.6	8,605.3
2019	1,127.0	5,899.0	162.2	790.8	7,979.0
2018	1,008.1	5,743.4	202.0	684.7	7,638.2
2017	880.7	5,448.5	180.9	618.6	7,128.7
2016	853.3	5,133.0	184.0	584.6	6,754.9
2015	832.5	4,948.1	143.5	568.3	6,492.4
2014	820.0	4,725.7	142.1	572.6	6,260.4
2013	803.4	3,846.5	144.1	561.5	5,355.5

CITY OF PATASKALA, OHIO

**GOVERNMENT-WIDE INCOME TAX COLLECTIONS
LAST TEN YEARS
(Cash Basis)**

Tax Year	Tax Rate	Payroll Tax	Individual Tax	Net Profits Tax	Total Tax Collections	Total Government-Wide Revenues	Total Income Taxes as % of Total Government Revenues
2013	1.0%	\$ 2,044,485	\$ 1,724,714	\$ 153,638	\$ 3,922,837	\$ 7,651,288	51.27%
2014	1.0%	2,179,849	2,089,286	242,398	4,511,533	9,241,168	48.82%
2015	1.0%	2,333,963	2,279,620	236,243	4,849,826	7,709,768	62.90%
2016	1.0%	2,451,692	2,437,158	233,600	5,122,450	9,555,287	53.61%
2017	1.0%	2,579,382	2,578,639	242,896	5,400,917	9,261,395	58.32%
2018	1.0%	2,765,181	2,698,139	248,994	5,712,314	12,416,414	46.01%
2019	1.0%	2,858,903	2,610,778	362,028	5,831,709	15,735,300	37.06%
2020	1.0%	3,022,627	2,798,586	342,914	6,164,127	14,020,909	43.96%
2021	1.0%	3,327,624	3,032,882	472,437	6,832,943	15,258,561	44.78%
2022	1.0%	4,066,037	3,060,146	680,484	7,806,667	13,895,007	56.18%
Average		\$ 2,762,974	\$ 2,530,995	\$ 321,563	\$ 5,615,532	\$ 11,474,510	48.94%

**Government-Wide Income
Tax Revenues by Type
Collection Years 2013 - 2022**



Source: Regional Income Tax Agency & City financial reports

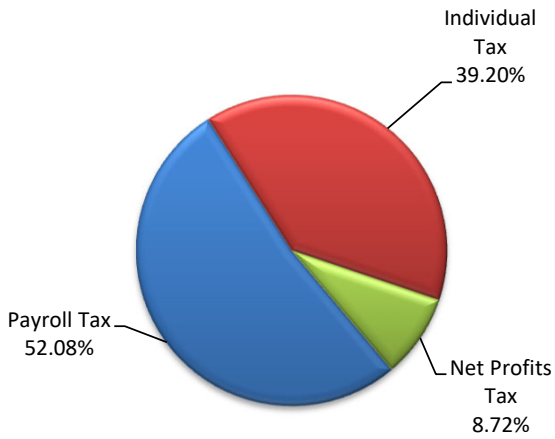
CITY OF PATASKALA, OHIO

GOVERNMENT-WIDE INCOME TAX COLLECTIONS
CURRENT YEAR AND NINE YEARS AGO
(Cash Basis)

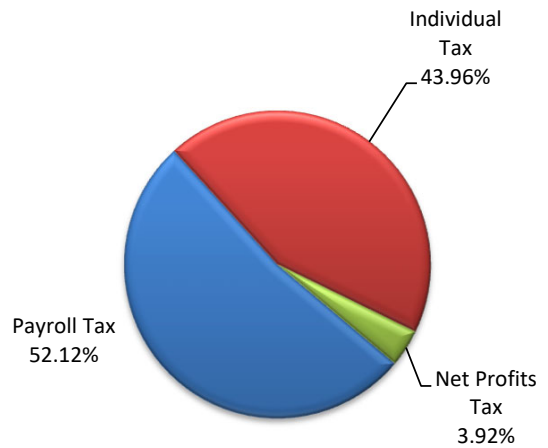
	<u>Fiscal Year 2022</u>		<u>Fiscal Year 2013</u>	
Payroll Tax	\$ 4,066,037	52.08%	\$ 2,044,485	52.12%
Individual Tax	3,060,146	39.20%	1,724,714	43.96%
Net Profits Tax	<u>680,484</u>	<u>8.72%</u>	<u>153,638</u>	<u>3.92%</u>
Total Income Tax Collections	<u>\$ 7,806,667</u>	<u>100.00%</u>	<u>\$ 3,922,837</u>	<u>100.00%</u>

2022 - 2013 Income Tax Breakdown
by Tax Type

Fiscal Year 2022



Fiscal Year 2013



Source: City financial reports

CITY OF PATASKALA, OHIO

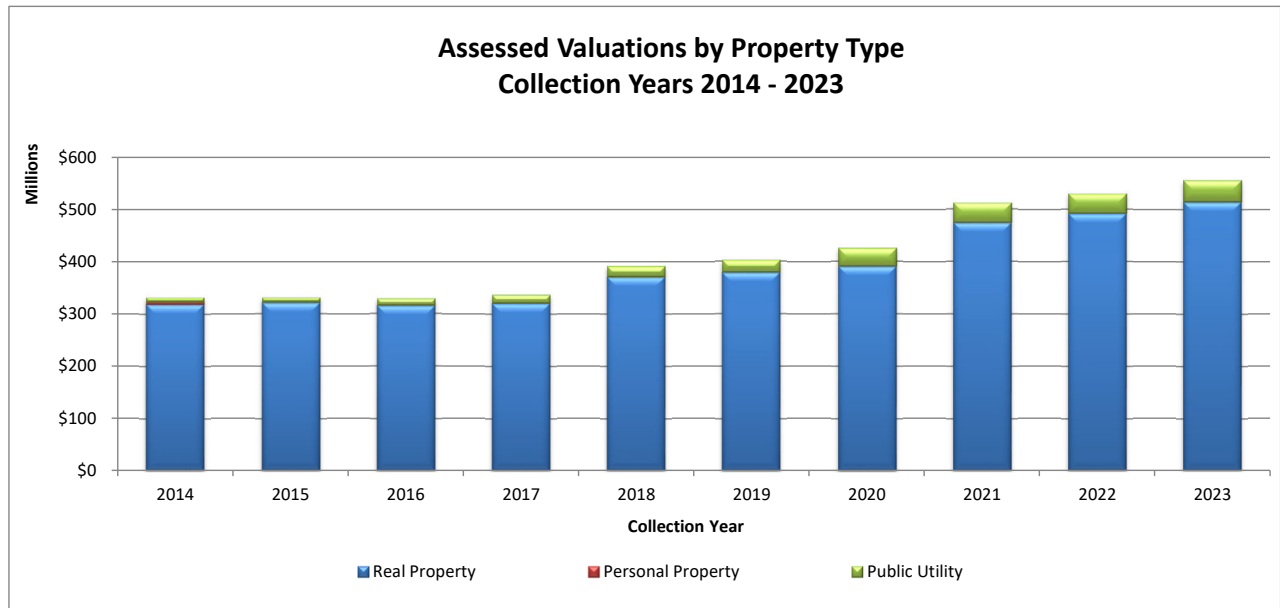
ASSESSED VALUATION & ESTIMATED TRUE VALUES OF TAXABLE PROPERTY
LAST TEN YEARS
(\$000's omitted)

Tax Year	Collection Year	Real Property		Personal Property		Public Utility		TOTAL		
		Assessed	Estimated Actual ^(a)	Assessed	Estimated Actual ^(c)	Assessed	Estimated Actual ^(b)	Assessed	Estimated Actual	Average Effective Millage
2013	2014	\$318,582	\$910,234	\$3,977	\$17,293	\$9,502	10,798	\$332,061	\$938,325	\$2.8653
2014	2015	320,564	915,896	625	2,718	9,584	10,890	\$330,772	\$929,504	\$2.8946
2015	2016	314,972	899,919	0	0	13,104	14,891	\$328,076	\$914,810	\$2.9000
2016	2017	320,496	915,702	0	0	16,172	18,378	\$336,667	\$934,080	\$2.9000
2017	2018	370,737	1,059,249	0	0	20,460	23,250	\$391,197	\$1,082,499	\$2.9000
2018	2019	378,375	1,081,071	0	0	24,035	27,313	\$402,410	\$1,108,384	\$2.9000
2019	2020	390,019	1,114,340	0	0	35,162	39,957	\$425,181	\$1,154,297	\$2.9000
2020	2021	473,408	1,352,593	0	0	38,251	43,467	\$511,660	\$1,396,060	\$2.8994
2021	2022	491,105	1,403,157	0	0	38,632	43,900	\$529,737	\$1,447,058	\$2.8995
2022	2023	514,275	1,469,356	0	0	41,282	46,912	\$555,557	\$1,516,268	\$2.8989

Note: Assessed values only include taxable property and do not include any TIF'd or otherwise tax-exempt property.

- (a) Real property is assessed at 35% of actual value.
- (b) Public utility is assessed at 88% of actual value.
- (c) For 2014-2023, tangible personal is assessed at 0% of property value, including inventory.

Source: Licking County, Ohio; Fiscal Officer



CITY OF PATASKALA, OHIO

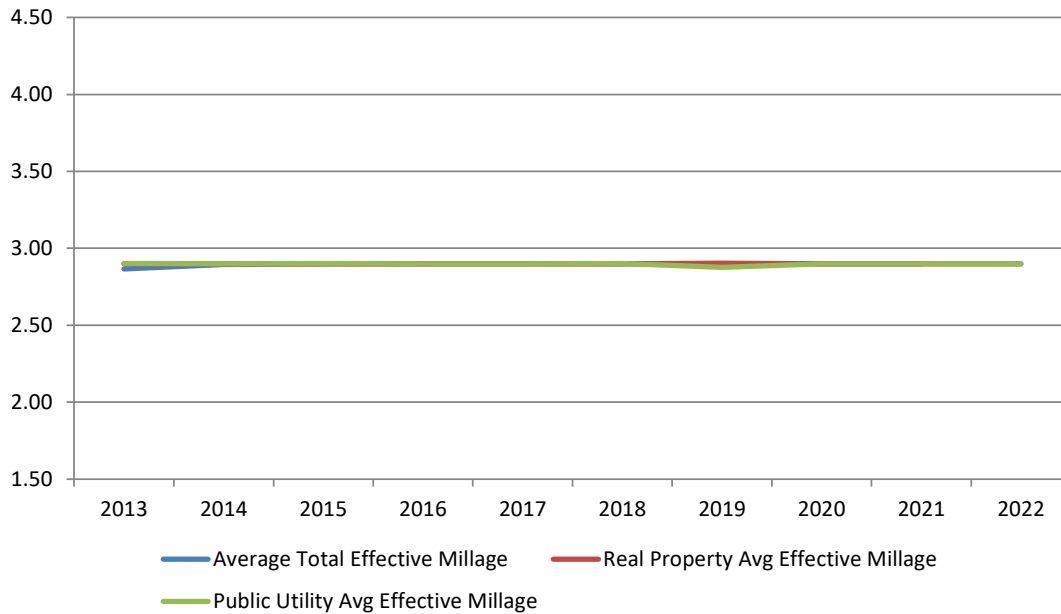
**ESTIMATED ASSESSED TAXES & AVERAGE EFFECTIVE RATES OF TAXABLE PROPERTY
LAST TEN YEARS**

Tax Year	Real Property		Public Utility		TOTAL	
	Estimated Assessed Taxes	Average Effective Millage	Estimated Assessed Taxes	Average Effective Millage	Estimated Assessed Taxes	Average Effective Millage
2013	\$923,888	2.9000	\$27,556	2.9000	\$951,444	\$2.8653
2014	929,647	2.9000	27,792	2.9000	\$957,439	\$2.8946
2015	913,418	2.9000	38,001	2.9000	\$951,419	\$2.9000
2016	929,438	2.9000	46,900	2.9000	\$976,338	\$2.9000
2017	1,075,138	2.9000	59,334	2.9000	\$1,134,472	\$2.9000
2018	1,097,305	2.9000	69,702	2.9000	\$1,167,007	\$2.9000
2019	1,131,923	2.9022	101,101	2.8753	\$1,233,024	\$2.9000
2020	1,372,602	2.8994	110,928	2.9000	\$1,483,530	\$2.8994
2021	1,423,920	2.8994	112,034	2.9000	\$1,535,954	\$2.8995
2022	1,490,783	2.8988	119,718	2.9000	\$1,610,501	\$2.8989

Notes: Estimated taxes do not include any estimates of prior-year delinquent tax payments, state tax rollbacks or homestead credits provided to the taxpayer.

Source: Licking County, Ohio; County Auditor

**Average Effective Millage Rate
By Tax Type**



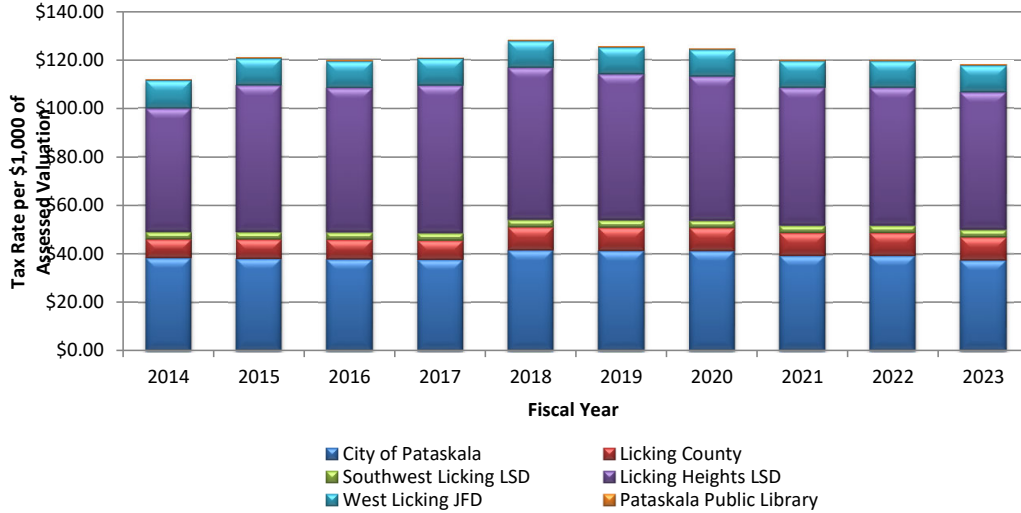
CITY OF PATASKALA, OHIO

**PROPERTY TAX RATES - DIRECT AND OVERLAPPING GOVERNMENTS
RATES EXPRESSED PER \$1,000 OF ASSESSED VALUATION
LAST TEN YEARS
LICKING COUNTY**

Tax Year	Collection Year	City Direct Rates		Licking County	Southwest Licking Local School District	Licking Heights Local School District
		Operating	Total Direct Rate			
2013	2014	\$2.90	\$2.90	\$7.70	\$38.37	\$50.87
2014	2015	\$2.90	\$2.90	\$8.00	\$38.10	\$60.54
2015	2016	\$2.90	\$2.90	\$8.00	\$37.90	\$59.59
2016	2017	\$2.90	\$2.90	\$8.00	\$37.70	\$60.89
2017	2018	\$2.90	\$2.90	\$9.50	\$41.70	\$62.88
2018	2019	\$2.90	\$2.90	\$9.50	\$41.50	\$60.29
2019	2020	\$2.90	\$2.90	\$9.50	\$41.40	\$59.59
2020	2021	\$2.90	\$2.90	\$9.50	\$39.40	\$56.94
2021	2022	\$2.90	\$2.90	\$9.50	\$39.40	\$56.94
2022	2023	\$2.90	\$2.90	\$9.50	\$37.51	\$56.74

Source: Licking County, Ohio; County Auditor

**Assessed Property Tax Rates - By Entity
Collection Years 2014 - 2023**

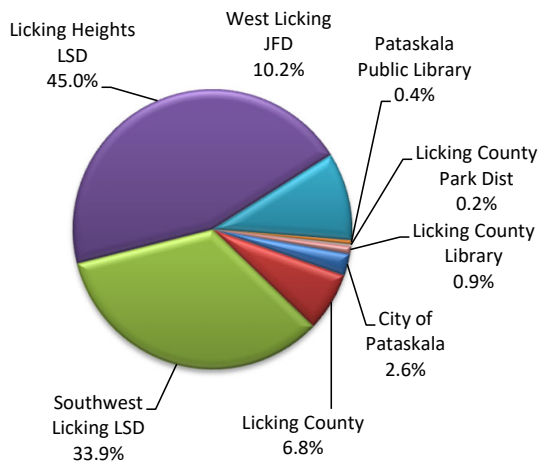


West Licking Joint Fire District	Pataskala Public Library	Licking County Park District	Licking County Library	TOTAL
\$11.50	\$0.50	\$0.25	\$1.00	\$113.09
\$11.00	\$0.50	\$0.25	\$1.00	\$122.29
\$11.00	\$0.50	\$0.25	\$1.00	\$121.14
\$11.00	\$0.50	\$0.25	\$1.00	\$122.24
\$11.00	\$0.50	\$0.25	\$1.00	\$129.73
\$11.00	\$0.50	\$0.25	\$1.00	\$126.94
\$11.00	\$0.50	\$0.25	\$1.00	\$126.14
\$11.00	\$0.50	\$0.25	\$1.00	\$121.49
\$11.00	\$0.50	\$0.25	\$1.00	\$121.49
\$11.00	\$0.50	\$0.25	\$1.00	\$119.40

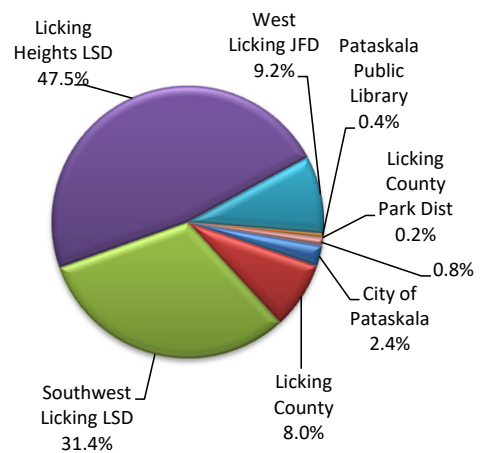
Res/Agr Effective Rate	Com/Ind Effective Rate
\$2.9000	\$2.9000
\$2.9000	\$2.9000
\$2.9000	\$2.9000
\$2.9000	\$2.9000
\$2.9000	\$2.9000
\$2.9000	\$2.9000
\$2.9000	\$2.9000
\$2.8994	\$2.9000
\$2.8994	\$2.9000
\$2.8988	\$2.9000

2014 - 2023 Property Tax Breakdown by Government Entity

2014 Collection Year



2023 Collection Year



CITY OF PATASKALA, OHIO

TOP PRINCIPAL PROPERTY TAXPAYERS
CURRENT YEAR AND NINE YEARS AGO

Taxpayer Name	2022			2013		
	Rank	Assessed Valuation	% of Total Assessed Valuation	Rank	Assessed Valuation	% of Total Assessed Valuation
<u>Real Estate</u>						
Pataskala Invesment Partners LLC	1	\$ 2,967,200	0.53%	1	\$ 2,486,020	0.75%
Catalina Club LLC	2	2,845,500	0.51%	2	1,750,000	0.53%
Hazelton Management Group LLC	3	2,782,500	0.50%	3	1,576,470	0.47%
AEP Ohio Transmission Co, Inc				4	900,900	0.27%
Carrington Ridge One, LLC	4	2,625,000	0.47%			
Village Gate Apt Ltd	5	2,432,510	0.44%	6	761,290	0.23%
Carrington Ridge Two, LLC	6	1,981,000	0.36%			
Tolson Investments LLC	7	1,977,520	0.36%	8	706,830	0.21%
Reyno Holding Co.	8	1,857,010	0.33%			
Kroger Co.	9	1,802,500	0.32%			
AH4R Properties LLC	10	1,641,620	0.30%			
Pataskala Green IV Limited				5	817,880	0.25%
Pataskala Green				7	721,500	0.22%
Newcom Inc.				9	704,060	0.21%
Femco Dev Ltd, Norco Devt Ltd, Lenco Dev				10	688,790	0.21%
<u>Public Utility</u>						
Ohio Power Co.	1	21,626,820	3.89%	1	8,305,580	2.50%
AEP Ohio Transmission Co, Inc	2	14,258,400	2.57%			
Columbia Gas of Ohio	3	1,489,160	0.27%	2	683,870	0.21%
National Gas & Oil Corp	4	848,070	0.15%	3	604,700	0.18%
Licking Rural Electrification	5	298,840	0.05%	4	186,030	0.06%
ALL OTHER TAXPAYERS		\$ 494,123,332	88.94%		\$ 311,167,388	93.71%
TOTAL ASSESSED VALUATION		\$ 555,556,982	100.00%		\$ 332,061,308	100.00%

Source: Licking County Auditor's Office.

CITY OF PATASKALA, OHIO

PROPERTY TAX LEVIES AND COLLECTIONS
LAST TEN YEARS

Tax Year	Collection Year	Total Tax Levy	Current Collection	Delinquent Collection ⁽¹⁾	Total Tax Collections	Accumulated Outstanding Delinquent Taxes	Percent of Current Collections to Tax Levy ⁽²⁾	Percent of Delinquent Taxes to Total Tax Levy
2012	2013	\$933,045	\$873,402	\$27,375	\$900,777	\$44,000	93.61%	4.72%
2013	2014	937,207	909,601	34,607	944,208	29,681	97.05%	3.17%
2014	2015	942,515	918,218	23,379	941,597	24,927	97.42%	2.64%
2015	2016	960,880	935,084	28,615	963,699	48,136	97.32%	5.01%
2016	2017	982,591	864,572	18,019	882,591	45,852	87.99%	4.67%
2017	2018	1,028,949	1,005,430	25,884	1,031,314	53,717	97.71%	5.22%
2018	2019	1,166,760	1,109,762	23,132	1,132,894	13,554	95.11%	1.16%
2019	2020	1,148,691	1,149,645	23,536	1,173,181	38,771	100.08%	3.38%
2020	2021	1,535,955	1,307,071	22,769	1,329,840	38,096	85.10%	2.48%
2021	2022	1,452,054	1,457,405	28,390	1,485,794	13,690	100.37%	0.94%
Ten Year Average		\$1,108,865	\$1,053,019	\$25,571	\$1,078,590	\$35,042	94.96%	3.16%

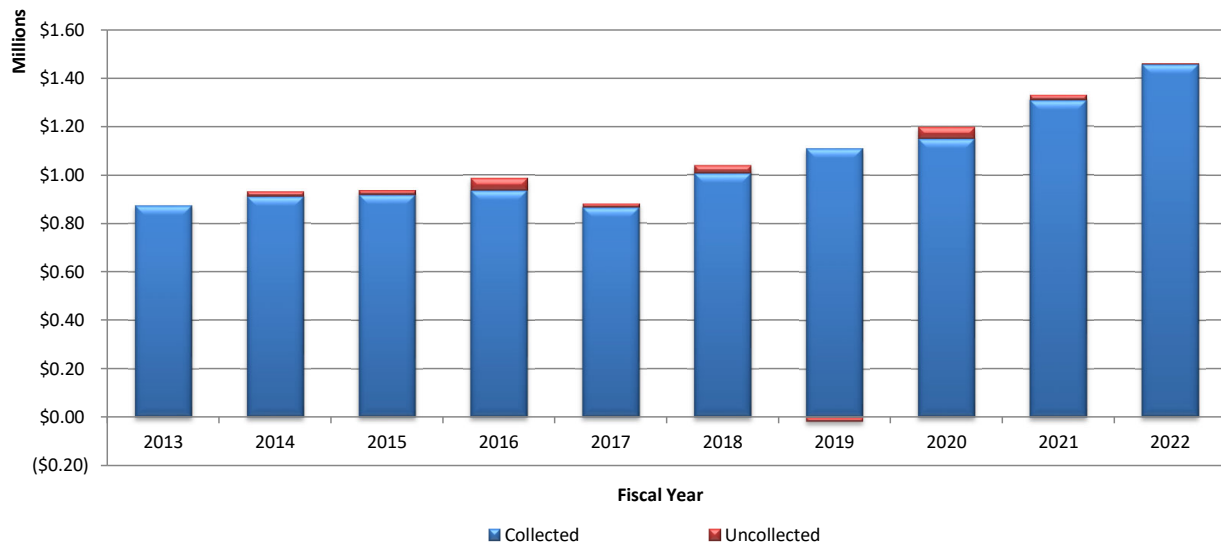
Note: Annual property tax rates can be found on pages 242-243.

Source: Licking County, Ohio; County Auditor

⁽¹⁾ Represents collection of delinquent prior period taxes during the indicated collection year. Information provided from County was not available by tax levy year.

⁽²⁾ Total could exceed 100% due to the current year collection of delinquent prior period taxes during the indicated collection year.

Property Tax Levies - Collected vs Delinquent
Collection Years 2013 - 2022



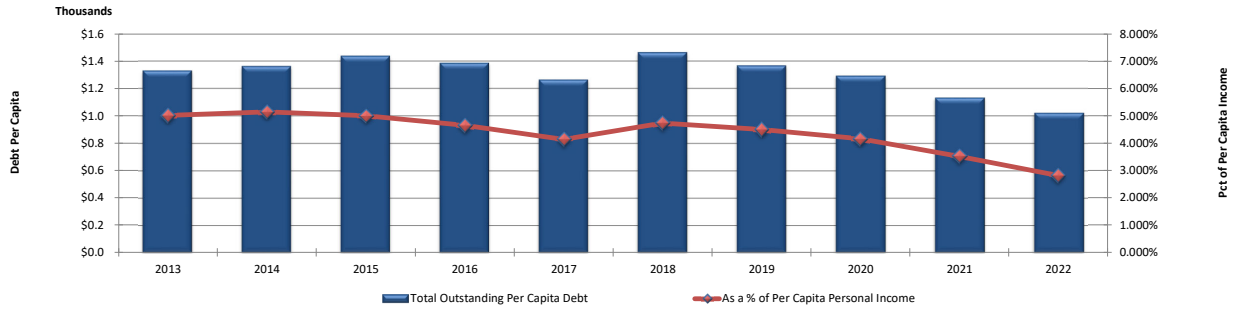
CITY OF PATASKALA, OHIO

RATIOS OF OUTSTANDING DEBT BY TYPE
LAST TEN YEARS
(\$000's omitted)

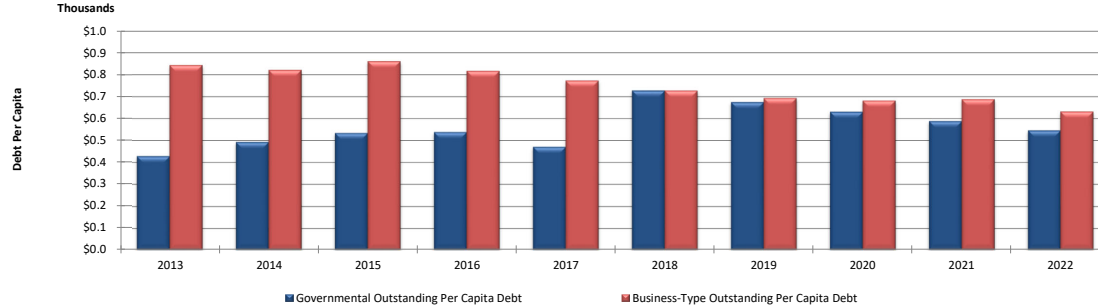
Fiscal Year	Governmental Activities							Business-Type Activities					Total Debt	Percent of Per Capita Income	Total Debt Per Capita	% of Personal Income
	General Obligation Bonds	Premiums	Notes Payable	OPWC Loans	Other Loans	Notes Payable - Finance Purchase	Leases Payable	General Obligation Bonds	Premiums	OWDA Loans	Leases Payable	Notes/Loans Payable				
2022	\$7,925.0	\$147.2	\$0.0	\$157.3	\$16.8	\$358.7	\$31.1	\$6,100.0	\$320.4	\$3,581.8	\$2.0	\$0.0	\$18,640.2	2.82%	\$1,019.9	2.76%
2021	8,500.0	159.6	0.0	172.2	139.3	338.1	17.1	6,445.0	342.9	3,989.8	4.1	100.0	20,208.0	3.51%	1,129.8	3.51%
2020	9,060.0	171.9	0.0	187.2	297.1	277.8	0.0	6,790.0	365.3	3,423.6	0.0	200.0	20,773.0	4.16%	1,288.9	4.16%
2019	9,605.0	184.3	0.0	202.2	453.9	250.4	0.0	7,130.0	387.9	3,149.0	0.0	300.0	21,662.6	4.50%	1,363.9	4.50%
2018	10,145.0	196.6	0.0	211.0	609.7	361.4	0.0	7,530.0	410.4	3,169.3	0.0	400.0	23,033.4	4.74%	1,461.0	4.74%
2017	5,830.0	209.0	0.0	214.4	764.5	439.3	0.0	7,930.0	432.9	3,373.5	0.0	500.0	19,693.6	4.14%	1,261.5	4.14%
2016	6,170.1	221.4	500.0	38.8	918.3	665.8	0.0	8,305.0	455.5	3,572.4	0.0	600.0	21,447.3	4.65%	1,383.0	4.86%
2015	6,440.1	233.7	0.0	86.6	1,065.7	639.0	0.0	8,680.0	478.0	3,766.0	0.0	700.0	22,089.1	5.00%	1,433.9	5.47%
2014	6,695.1	246.1	42.8	89.8	400.8	325.4	0.0	8,860.0	179.2	3,954.5	0.0	0.0	20,793.6	5.14%	1,360.0	5.20%
2013	0.0	0.0	6,307.5	64.0	255.2	143.2	0.0	6,300.0	79.4	4,116.8	0.0	2,845.0	20,111.1	5.02%	1,326.7	5.02%

Note: Details regarding the City's outstanding debt can be found in the notes to the financial statements.

Total Outstanding Debt Ratio Analysis
2013 - 2022



Outstanding Debt Per Capita by Type
2013 - 2022



Source: City financial reports

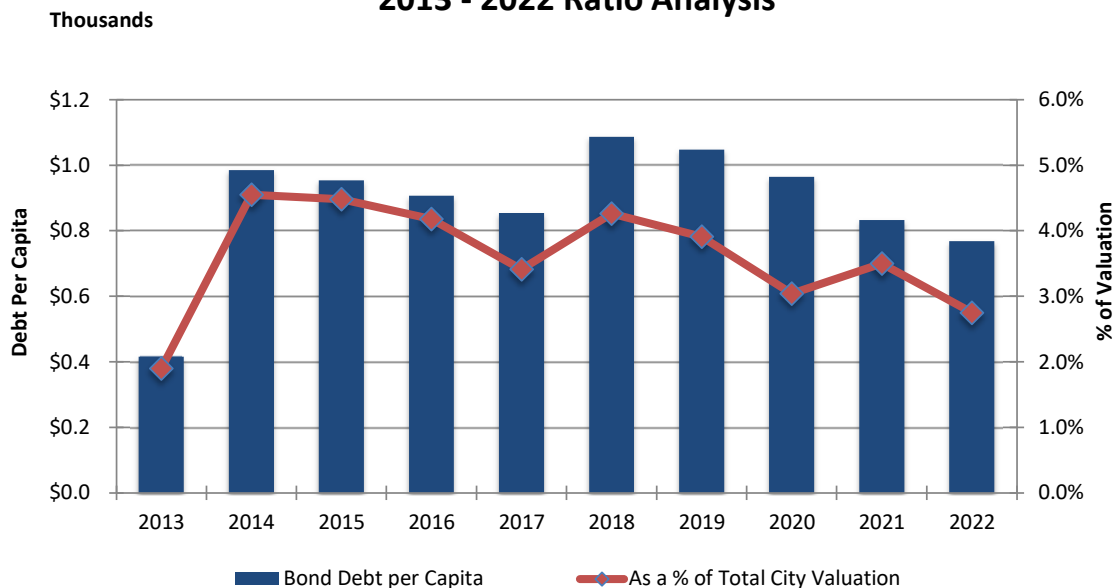
CITY OF PATASKALA, OHIO

RATIOS OF NET GENERAL BONDED DEBT OUTSTANDING
LAST TEN YEARS

Fiscal Year	General Bonded Debt Outstanding (\$000)				Percent of Actual Taxable Property Value	Outstanding Debt Per Capita
	General Obligation Bonds Governmental and Business-Type Activities	Total	Less: Restricted for Debt Service	Total Net General Bonded Debt Outstanding		
2022	\$14,492.6	\$14,492.6	\$447.2	\$14,045.4	2.75%	\$768.52
2021	15,447.5	15,447.5	550.1	14,897.4	3.50%	832.91
2020	15,850.0	15,850.0	304.6	15,545.4	3.04%	964.53
2019	16,735.0	16,735.0	102.6	16,632.4	3.91%	1,047.18
2018	17,675.0	17,675.0	543.3	17,131.7	4.26%	1,086.62
2017	13,760.0	13,760.0	421.5	13,338.5	3.41%	854.43
2016	14,475.1	14,475.1	410.1	14,065.0	4.18%	906.95
2015	15,120.1	15,120.1	429.1	14,691.0	4.48%	953.65
2014	15,555.1	15,555.1	489.7	15,065.4	4.55%	985.37
2013	6,300.0	6,300.0	0.0	6,300.0	1.90%	415.59

Note: Details regarding the City's outstanding debt can be found in the notes to the financial statements.

Total General Bonded Debt Outstanding
2013 - 2022 Ratio Analysis



Source: City financial reports

CITY OF PATASKALA, OHIO

**COMPUTATION OF DIRECT AND OVERLAPPING
GENERAL OBLIGATION BONDED DEBT**

As of December 31, 2022

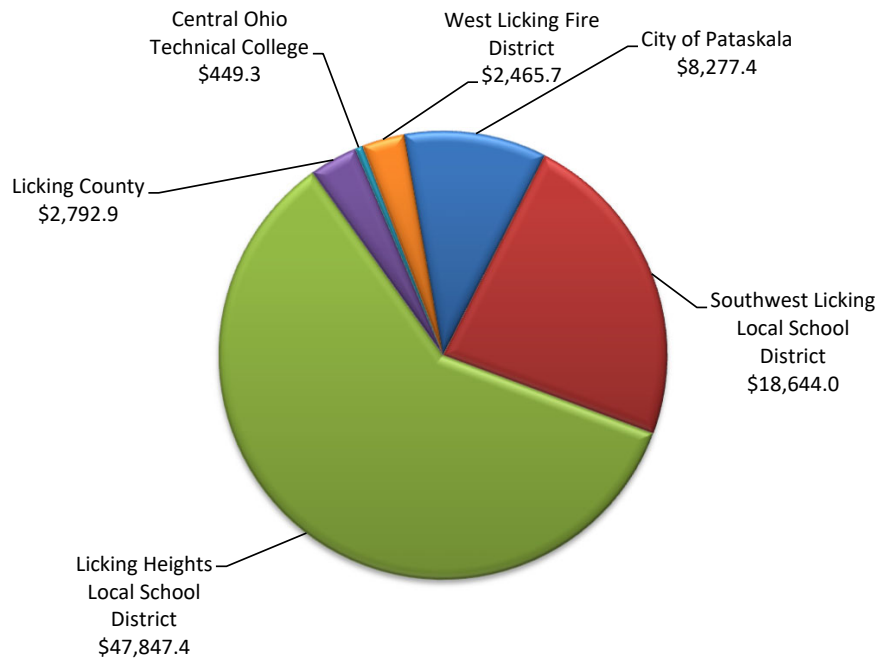
(\$000's omitted)

Governmental Unit	Total Debt Outstanding	Percent Applicable to City ⁽¹⁾	Amount Applicable to City
<u>Direct</u>			
City of Pataskala	\$8,277.4	100.00%	\$8,277.4
<u>Overlapping</u>			
Southwest Licking Local School District	\$72,040.0	25.88%	\$18,644.0
Licking Heights Local School District	140,315.0	34.10%	47,847.4
Licking County	28,469.9	9.81%	2,792.9
Central Ohio Technical College	4,760.0	9.44%	449.3
West Licking Fire District	<u>6,985.0</u>	<u>35.30%</u>	<u>2,465.7</u>
Total Overlapping Debt	<u>\$252,569.9</u>		<u>\$72,199.3</u>
Total Direct & Overlapping Debt	<u><u>\$260,847.3</u></u>		<u><u>\$80,476.7</u></u>

⁽¹⁾ The percentage of overlapping debt applicable is estimated using taxable assessed property values. Applicable percentages were estimated by determining the portion of the County's taxable assessed value that is within the government's boundaries and dividing it by the County's total taxable assessed value.

**Direct & Overlapping
General Obligation Debt**

(\$000)



Source: Ohio Municipal Advisory Council (OMAC)

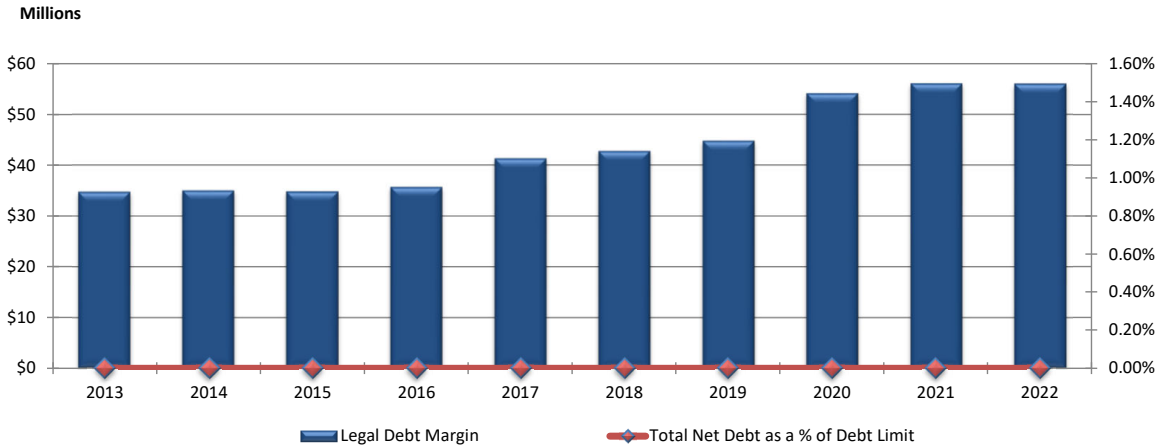
CITY OF PATASKALA, OHIO

LEGAL DEBT MARGIN INFORMATION
LAST TEN YEARS

Fiscal Year	Assessed Value	Voted Debt Limit	Total Net Voted Debt Applicable to Limit	Debt Service Available Balance	Legal Debt Margin	Unvoted Debt Margin	Total Net Debt Applicable to Limit as a Percentage of Debt Limit
2022	\$529,737,677	\$55,622,456	\$0	\$362,963	\$55,985,419	\$29,135,572	0.00%
2021	529,737,677	\$55,622,456	0	393,461	56,015,917	29,135,572	0.00%
2020	511,658,748	\$53,724,169	0	368,039	54,092,208	28,141,231	0.00%
2019	425,180,802	\$44,643,984	0	91,854	44,735,838	23,384,944	0.00%
2018	402,409,801	\$42,253,029	0	451,720	42,704,749	22,584,259	0.00%
2017	391,197,942	\$41,075,784	0	204,382	41,280,166	21,720,269	0.00%
2016	336,668,177	\$35,350,159	0	291,462	35,641,621	18,808,212	0.00%
2015	328,075,440	\$34,447,921	0	305,305	34,753,226	18,349,454	0.00%
2014	330,147,160	\$34,665,452	0	272,626	34,938,078	18,430,720	0.00%
2013	328,084,130	\$34,448,834	0	236,421	34,685,255	18,281,048	0.00%

Note: Debt limit is calculated as assessed valuation multiplied by 10.5% plus the debt service fund equity. Unvoted debt limit is calculated as assessed valuation multiplied by 5.5%.

Legal Debt Margin Analysis
2013 - 2022



Source: City financial reports

CITY OF PATASKALA, OHIO

PLEDGED REVENUE LOAN COVERAGE - OWDA LOANS
LAST TEN YEARS

SEWER OWDA LOANS:

Year	Operating Revenue	Operating Expenses (1)	Net Revenue Available for Debt Service	Debt Service Requirements (2)			Coverage Ratio
				Principal	Interest	Total	
2022	\$ 2,571,163	\$ 1,196,322	\$ 1,374,841	\$ 440,932	\$ 69,123	\$ 510,055	2.70
2021	2,423,403	797,125	1,626,278	281,323	103,341	384,664	4.23
2020	2,444,579	1,205,549	1,239,030	443,763	112,257	556,020	2.23
2019	2,282,397	1,221,101	1,061,296	104,190	40,018	144,208	7.36
2018	2,158,258	1,183,543	974,715	204,243	90,036	294,279	3.31
2017	1,923,103	1,073,863	849,240	198,848	95,430	294,278	2.89
2016	2,064,289	1,074,020	990,269	193,597	100,683	294,280	3.37
2015	2,003,493	1,096,880	906,613	188,483	105,796	294,279	3.08
2014	1,664,194	1,123,832	540,362	162,333	113,047	275,380	1.96
2013	1,701,478	1,079,355	622,123	180,148	118,137	298,285	2.09

(1) Total Operating expenses are exclusive of depreciation/amortization

(2) Includes principal and interest of OWDA loans only.

Source: City financial reports

CITY OF PATASKALA, OHIO

DEMOGRAPHIC AND ECONOMIC STATISTICS
LAST TEN YEARS

Fiscal Year	Population ⁽³⁾	Total Median Household Income ⁽¹⁾	Personal Income ⁽¹⁾⁽⁶⁾	Per Capita Personal Income ⁽¹⁾	Median Age	Combined School Enrollment ⁽⁴⁾	Unemployment Rate ⁽²⁾
2022	18,276	\$ 79,736	\$ 675,755,100	\$ 36,975	37.4	9,383	3.0%
2021	17,886	75,851	574,909,698	32,143	37.4	9,682	2.7%
2020	16,117	77,514	498,950,086	30,958	35.3	9,264	4.2%
2019	15,883	72,370	481,207,251	30,297	37.7	9,181	3.4%
2018	15,766	71,469	486,113,078	30,833	37.2	8,435	4.2%
2017	15,611	69,574	475,948,168	30,488	37.5	8,612	3.8%
2016	15,508	68,361	441,196,288	29,727	36.3	8,247	4.0%
2015	15,405	67,880	403,983,797	28,664	36.3	7,889	4.1%
2014	15,289	59,341	399,859,625	26,437	36.1	7,653	4.2%
2013	15,159	59,341	400,556,772	26,437	35.8	7,558	5.9%

OTHER MISCELLANEOUS INFORMATION ⁽⁵⁾

Date of Incorporation 1891
Form of Government Charter City
Population ⁽¹⁾ 18,276

Area in square miles 28.19

<u>City Acreage by class:</u>	<u>Total</u>	<u>Percent</u>
Agricultural	10,233	56.7%
Residential	5,703	31.6%
Office/Commercial/Industrial	1,459	8.1%
Roadways, utilities, other	<u>647</u>	<u>3.6%</u>
Total City Acreage	18,042	100.0%

Facilities & Services

Miles of streets 137.4
Number of signalized intersections 11

Sources:

- (1) U.S. Census Bureau
- (2) U.S. Bureau of Labor Statistics
- (3) 2010 U.S. Census Bureau and Mid Ohio Regional Planning Commission
- (4) Southwest Licking and Licking Heights Local School Districts
- (5) City departments
- (6) Sperling's Best Places (www.bestplaces.net)

CITY OF PATASKALA, OHIO

**PRINCIPAL EMPLOYERS
CURRENT YEAR AND NINE YEARS AGO**

Employer	2021		2012	
	Percent of Total Withholding Taxes Paid	Rank	Percent of Total Withholding Taxes Paid	Rank
Licking Heights Local School District	7.34%	1	6.78%	1
American Electric Power Service Corp.	2.02%	2	1.29%	6
Southwest Licking Local School District	1.98%	3	2.13%	3
West Licking Joint Fire District	1.86%	4	2.42%	2
The Kroger Co.	1.57%	5	1.85%	4
First Source Employee Management	1.46%	6		
84 Lumber	1.35%	7		
Ohio Steel Industries	1.25%	8	1.03%	10
Meyer Shank Racing	1.07%	9		
Onesource Employee Management	1.03%	10		
Pataskala Oaks Care Center			1.32%	5
City of Pataskala			1.22%	7
Buckeye Ready Mix			1.11%	8
Craft Wholesalers			1.07%	9
Total of Top Ten	<u>20.94%</u>		<u>20.22%</u>	
Total Withholdings - All Employers	<u>\$ 3,682,997</u>		<u>\$ 2,044,485</u>	

Source: Regional Income Tax Agency (RITA) records.



THIS PAGE IS INTENTIONALLY LEFT BLANK

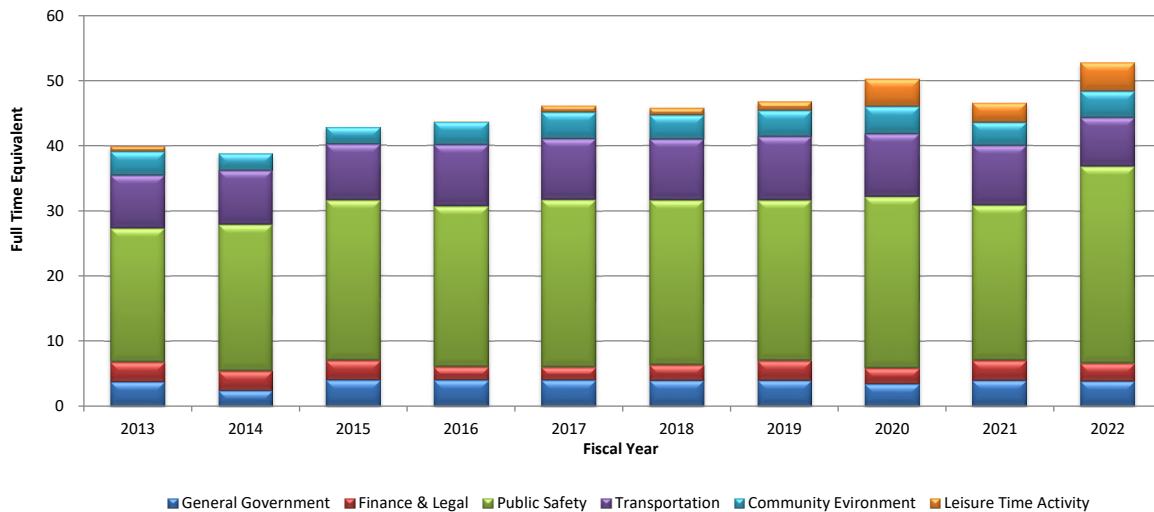
CITY OF PATASKALA, OHIO

FULL TIME EQUIVALENT CITY GOVERNMENT
EMPLOYEES BY FUNCTION/PROGRAM
LAST TEN YEARS

Function/Program	2022	2021	2020	2019
General Government	3.88	3.99	3.42	3.99
Clerk of Council	1.00	1.00	1.00	1.00
Mayor's Court	0.87	0.99	0.59	1.02
City Administrator	2.01	2.01	1.83	1.97
Finance & Legal	2.72	3.04	2.42	2.98
Finance	2.72	3.04	2.42	2.98
Law	-	-	-	-
Public Safety	30.21	23.79	26.33	24.62
Police/Clerk	30.21	23.79	26.33	24.62
Transportation	7.53	9.19	9.68	9.77
Public Service	7.53	9.19	9.68	9.77
Community Environment	4.05	3.55	4.15	4.00
Planning & Zoning	4.05	3.55	4.15	4.00
Leisure Time Activity	4.43	3.02	4.24	1.38
Parks Administration	1.00	1.00	1.00	1.00
Parks Maintenance	1.37	0.62	3.24	0.38
Municipal Pool	2.06	1.40	-	-
Utility Services	10.35	9.16	9.47	8.97
Water	6.16	5.99	6.25	5.94
Sewer	4.19	3.17	3.22	3.03
Total Full-Time Equivalent (FTE)	63.17	55.74	59.71	55.69

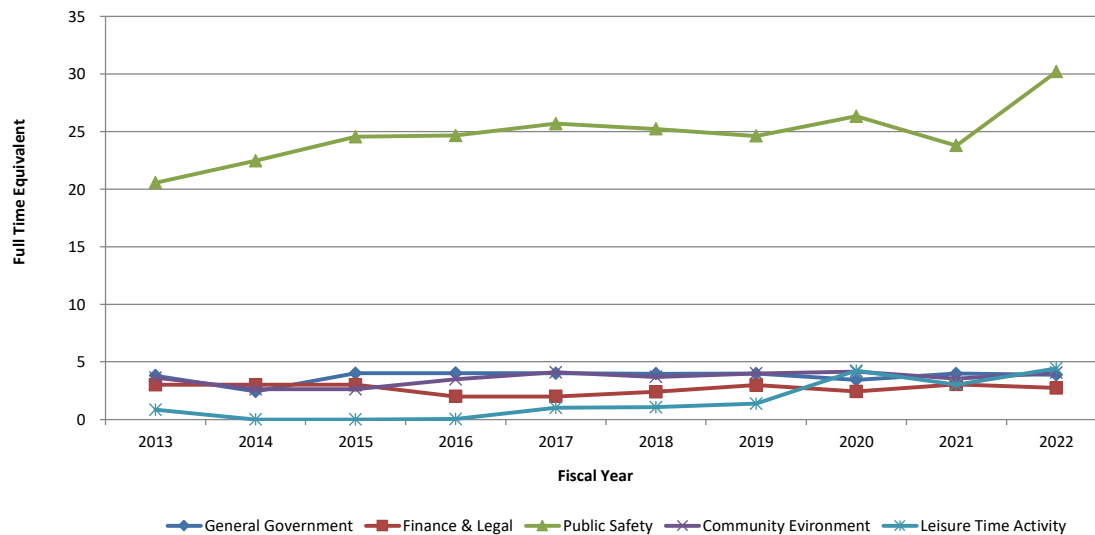
Source: City payroll systems

Full-Time Equivalent Employees
By Function 2013 - 2022



2018	2017	2016	2015	2014	2013
3.97	4.01	4.03	4.01	2.43	3.80
1.00	1.00	1.00	1.00	1.00	1.00
1.01	1.02	1.02	1.01	0.99	1.00
1.96	1.99	2.01	2.00	0.44	1.00
2.40	2.00	2.00	3.00	3.00	3.00
2.40	2.00	2.00	2.00	2.00	2.00
-	-	-	1.00	1.00	1.00
25.23	25.69	24.67	24.55	22.47	20.56
25.23	25.69	24.67	24.55	22.47	20.56
9.43	9.39	9.45	8.62	8.28	8.15
9.43	9.39	9.45	8.62	8.28	8.15
3.69	4.10	3.49	2.63	2.63	3.61
3.69	4.10	3.49	2.63	2.63	3.61
1.05	1.00	0.02	-	-	0.83
1.05	1.00	0.02	-	-	0.83
-	-	-	-	-	-
-	-	-	-	-	-
9.24	9.46	10.20	10.47	10.02	9.49
7.05	7.33	7.27	6.84	6.42	6.35
2.19	2.13	2.93	3.63	3.60	3.14
55.01	55.66	53.86	53.28	48.83	49.44

**Full-Time Equivalent Employees
By Function 2013 - 2022**



CITY OF PATASKALA, OHIO

**OPERATING INDICATORS BY FUNCTION/PROGRAM
LAST TEN YEARS**

Function/Program	2022	2021	2020	2019
General Government				
Positions Filled	31	20	14	10
Zoning Permits Issued	668	816	775	663
Zoning Inspections Performed	230	192	143	222
Ordinances & Resolutions	125	86	100	104
Public Safety				
Number of Arrests	NA	141	312	320
Incidents/Police Reports Taken	NA	1,309	1,116	1,911
Traffic Violations/Citations	NA	570	369	573
Mayor's Court				
Misdemeanor Cases	8	17	14	26
O.V.I. Cases	47	13	3	7
Other Traffic/Misc Cases	529	510	240	445
Leisure Time Activities				
Youth Soccer Participation	1,054	809	205	884
Select Soccer	157	170	150	170
Middle School Participation	60	39	45	93
High School Participation	-	-	-	15
Adult Softball Participation	400	442	225	100
Porpoise Swim Team Members	189	180	125	215
Transportation				
Street Resurfacing (miles)	2.40	5.85	5.00	4.87
Tons of salt used	710	1,600	1,800	600
Bridges Replaced/Repaired	-	-	1	-
Water				
New Connections	85	56	62	92
Service Calls	892	708	841	702

Source: City of Pataskala Departments.

<u>2018</u>	<u>2017</u>	<u>2016</u>	<u>2015</u>	<u>2014</u>	<u>2013</u>
8	4	4	5	9	8
633	461	536	517	433	517
650	160	330	368	267	274
79	97	89	108	65	118
522	567	375	538	524	406
1,631	1,639	1,479	1,577	1,383	1,035
884	973	1,095	1,231	1,370	1,528
70	112	107	107	102	108
11	18	14	10	10	1
529	734	864	966	1,280	1,325
822	930	908	862	843	825
170	170	170	126	114	122
96	96	106	128	113	80
20	25	82	91	82	75
210	170	182	168	256	256
252	252	232	223	212	197
3.50	2.75	3.10	6.70	6.50	12.48
2,150	1,800	1,000	600	1,850	3,100
-	1	-	-	-	-
61	46	51	48	34	51
726	699	802	1,202	924	736

CITY OF PATASKALA, OHIO

**CAPITAL ASSET STATISTICS BY FUNCTION/PROGRAM
LAST TEN YEARS**

Function/Program	2022	2021	2020	2019
<u>Public Safety</u>				
Police:				
Stations	1	1	1	1
Cruisers/Patrol Vehicles	NA	24	26	21
<u>Leisure Time Activities</u>				
Parks	7	7	7	7
Park Acreage	138	138	138	138
Swimming Pools	1	1	1	1
Wading Pools	1	1	1	1
Baseball Diamonds/Softball Fields	6	6	6	5
Soccer Fields	18	18	18	14
<u>Transportation</u>				
Lane Miles	296	294	291	288
<u>Water</u>				
Water Mains (linear feet)	362,072	347,612	334,247	324,931
Fire Hydrants	752	651	561	550
Water Main Valves	970	1,231	978	4,000
<u>Sewer</u>				
Sewer Lines (linear feet)	211,537	195,280	191,569	225,456
Lift Stations	7	7	7	7
Manholes	980	893	875	875
Force Main Sewer Lines (linear feet)	18,913	17,446	47,607	47,607

Source: City of Pataskala Departments

'NA' indicates that the data was not available for that specific time period.

<u>2018</u>	<u>2017</u>	<u>2016</u>	<u>2015</u>	<u>2014</u>	<u>2013</u>
1	1	1	1	1	1
23	25	25	25	29	23
7	6	6	6	6	6
138	127	127	127	127	127
1	1	1	1	1	1
1	1	1	1	1	1
5	5	4	4	4	4
14	21	26	24	24	23
282	280	280	280	280	280
420,968	294,492	294,492	293,547	291,100	291,100
525	NA	NA	NA	NA	NA
982	NA	NA	NA	NA	NA
258,387	184,788	184,788	183,478	181,923	181,923
7	7	7	7	7	7
875	767	767	767	762	762
47,607	15,365	15,365	15,365	15,365	15,365



END OF REPORT



THIS PAGE IS INTENTIONALLY LEFT BLANK



**City of Pataskala, Ohio
Finance Department
621 West Broad Street, Suite 1D
Pataskala, Ohio 43062**

**Phone: (740) 927-3167
Fax: (740) 919-3560**

www.cityofpataskalaohio.gov

CITY OF PATASKALA
LICKING COUNTY, OHIO

REGULAR AUDIT

FOR THE YEAR ENDED
DECEMBER 31, 2022

**CITY OF PATASKALA
LICKING COUNTY, OHIO**

TABLE OF CONTENTS

PAGES

Independent Auditor's Report on Internal Control Over Financial Reporting and on Compliance and Other Matters Based on an Audit of Financial Statements Performed in Accordance With <i>Government Auditing Standards</i>	1 - 2
---	-------

**Independent Auditor's Report on Internal Control Over Financial Reporting and on Compliance and Other
Matters Based on an Audit of Financial Statements Performed in Accordance With
*Government Auditing Standards***

City of Pataskala
Licking County
621 West Broad Street, Suite 1D
Pataskala, Ohio 43062

To the Members of the City Council and Mayor:

We have audited, in accordance with the auditing standards generally accepted in the United States of America and the standards applicable to financial audits contained in *Government Auditing Standards* issued by the Comptroller General of the United States, the financial statements of the governmental activities, the business-type activities, each major fund, and the aggregate remaining fund information of the City of Pataskala, Licking County, Ohio, as of and for the year ended December 31, 2022, and the related notes to the financial statements, which collectively comprise the City of Pataskala's basic financial statements, and have issued our report thereon dated June 28, 2023.

Report on Internal Control over Financial Reporting

In planning and performing our audit of the financial statements, we considered the City of Pataskala's internal control over financial reporting (internal control) as a basis for designing audit procedures that are appropriate in the circumstances for the purpose of expressing our opinions on the financial statements, but not for the purpose of expressing an opinion on the effectiveness of the City of Pataskala's internal control. Accordingly, we do not express an opinion on the effectiveness of the City of Pataskala's internal control.

A *deficiency in internal control* exists when the design or operation of a control does not allow management or employees, in the normal course of performing their assigned functions, to prevent, or detect and correct, misstatements on a timely basis. A *material weakness* is a deficiency, or a combination of deficiencies, in internal control, such that there is a reasonable possibility that a material misstatement of the City of Pataskala's financial statements will not be prevented, or detected and corrected, on a timely basis. A *significant deficiency* is a deficiency, or a combination of deficiencies, in internal control that is less severe than a material weakness, yet important enough to merit attention by those charged with governance.

Our consideration of internal control was for the limited purpose described in the first paragraph of this section and was not designed to identify all deficiencies in internal control that might be material weaknesses or significant deficiencies. Given these limitations, during our audit we did not identify any deficiencies in internal control that we consider to be material weaknesses. However, material weaknesses or significant deficiencies may exist that were not identified.

Report on Compliance and Other Matters

As part of obtaining reasonable assurance about whether the City of Pataskala's financial statements are free from material misstatement, we performed tests of its compliance with certain provisions of laws, regulations, contracts, and grant agreements, noncompliance with which could have a direct and material effect on the financial statements. However, providing an opinion on compliance with those provisions was not an objective of our audit, and accordingly, we do not express such an opinion. The results of our tests disclosed no instances of noncompliance or other matters that are required to be reported under *Government Auditing Standards*.

City of Pataskala

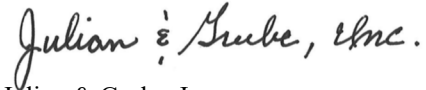
Licking County

Independent Auditor's Report on Internal Control Over Financial Reporting and on Compliance and Other Matters

Based on an Audit of Financial Statements Performed in Accordance With *Government Auditing Standards*

Purpose of This Report

The purpose of this report is solely to describe the scope of our testing of internal control and compliance and the results of that testing, and not to provide an opinion on the effectiveness of the City of Pataskala's internal control or on compliance. This report is an integral part of an audit performed in accordance with *Government Auditing Standards* in considering the City of Pataskala's internal control and compliance. Accordingly, this communication is not suitable for any other purpose.

A handwritten signature in cursive script that reads "Julian & Grube, Inc.".

Julian & Grube, Inc.

June 28, 2023

OHIO AUDITOR OF STATE KEITH FABER



CITY OF PATASKALA

LICKING COUNTY

AUDITOR OF STATE OF OHIO CERTIFICATION

This is a true and correct copy of the report, which is required to be filed pursuant to Section 117.26, Revised Code, and which is filed in the Office of the Ohio Auditor of State in Columbus, Ohio.



Certified for Release 8/29/2023

88 East Broad Street, Columbus, Ohio 43215
Phone: 614-466-4514 or 800-282-0370

This report is a matter of public record and is available online at
www.ohioauditor.gov