

**WARREN CITY SCHOOL DISTRICT
TRUMBULL COUNTY, OHIO**

SINGLE AUDIT

**FOR THE FISCAL YEAR ENDED
JUNE 30, 2021**



Rea & associates

www.reacpa.com

OHIO AUDITOR OF STATE
KEITH FABER



88 East Broad Street
Columbus, Ohio 43215
IPAReport@ohioauditor.gov
(800) 282-0370

Board of Education
Warren City School District
105 High Street North East
Warren, Ohio 44481

We have reviewed the *Independent Auditor's Report* of the Warren City School District, Trumbull County, prepared by Rea & Associates, Inc., for the audit period July 1, 2020 through June 30, 2021. Based upon this review, we have accepted these reports in lieu of the audit required by Section 117.11, Revised Code. The Auditor of State did not audit the accompanying financial statements and, accordingly, we are unable to express, and do not express an opinion on them

Our review was made in reference to the applicable sections of legislative criteria, as reflected by the Ohio Constitution, and the Revised Code, policies, procedures and guidelines of the Auditor of State, regulations and grant requirements. The Warren City School District is responsible for compliance with these laws and regulations.

A handwritten signature in cursive script that reads "Keith Faber".

Keith Faber
Auditor of State
Columbus, Ohio

January 06, 2022

This page intentionally left blank.

Warren City School District
Trumbull County, Ohio
Table of Contents
June 30, 2021

	<i>Page</i>
Independent Auditor’s Report.....	1
Management’s Discussion and Analysis.....	4
Basic Financial Statements:	
Government-Wide Financial Statements:	
Statement of Net Position	15
Statement of Activities.....	16
Fund Financial Statements:	
Balance Sheet – Governmental Funds	17
Reconciliation of Total Governmental Fund Balances to Net Position of Governmental Activities	18
Statement of Revenues, Expenditures and Changes in Fund Balances – Governmental Funds	19
Reconciliation of the Statement of Revenues, Expenditures and Changes in Fund Balances of Governmental Funds to the Statement of Activities	21
Statement of Revenues, Expenditures and Changes in Fund Balance – Budget and Actual (Non-GAAP Budgetary Basis) – General Fund.....	23
Statement of Net Position – Proprietary Funds.....	25
Statement of Revenues, Expenses and Changes in Net Position – Proprietary Funds	26
Statement of Cash Flows – Proprietary Funds.....	27
Notes to the Basic Financial Statements	28
Required Supplementary Information:	
Schedule of the District’s Proportionate Share of the Net Pension Liability:	
School Employees Retirement System (SERS) of Ohio.....	71
State Teachers Retirement System (STRS) of Ohio	73
Schedule of District Pension Contributions:	
School Employees Retirement System (SERS) of Ohio.....	75
State Teachers Retirement System (STRS) of Ohio	77

Warren City School District
Trumbull County, Ohio
Table of Contents (Continued)
June 30, 2021

	<i>Page</i>
Schedule of the District's Proportionate Share of the Net OPEB Liability/Asset:	
School Employees Retirement System (SERS) of Ohio.....	79
State Teachers Retirement System (STRS) of Ohio	81
Schedule of District OPEB Contributions:	
School Employees Retirement System (SERS) of Ohio.....	83
State Teachers Retirement System (STRS) of Ohio	85
Notes to the Required Supplementary Information	87
Independent Auditor's Report on Internal Control over Financial Reporting and on Compliance and Other Matters Based on an Audit of Financial Statements Performed in Accordance with Government Auditing Standards.....	89
Independent Auditor's Report on Compliance for Each Major Federal Program and Report on Internal Control Over Compliance Required by the Uniform Guidance	91
Schedule of Expenditures of Federal Awards.....	93
Notes to the Schedule of Expenditures of Federal Awards.....	95
Schedule of Findings and Questioned Costs.....	96

INDEPENDENT AUDITOR'S REPORT

To the Board of Education
Warren City School District
Trumbull County, Ohio
105 High Street North East
Warren, OH 44481

Report on the Financial Statements

We have audited the accompanying financial statements of the governmental activities, each major fund, and the aggregate remaining fund information of the Warren City School District, Trumbull County, Ohio, (the "District") as of and for the year ended June 30, 2021, and the related notes to the financial statements, which collectively comprise the District's basic financial statements as listed in the table of contents.

Management's Responsibility for the Financial Statements

Management is responsible for the preparation and fair presentation of these financial statements in accordance with accounting principles generally accepted in the United States of America; this includes the design, implementation, and maintenance of internal control relevant to the preparation and fair presentation of financial statements that are free from material misstatement, whether due to fraud or error.

Auditor's Responsibility

Our responsibility is to express opinions on these financial statements based on our audit. We conducted our audit in accordance with auditing standards generally accepted in the United States of America and the standards applicable to financial audits contained in *Government Auditing Standards*, issued by the Comptroller General of the United States. Those standards require that we plan and perform the audit to obtain reasonable assurance about whether the financial statements are free from material misstatement.

An audit involves performing procedures to obtain audit evidence about the amounts and disclosures in the financial statements. The procedures selected depend on the auditor's judgment, including the assessment of the risks of material misstatement of the financial statements, whether due to fraud or error. In making those risk assessments, the auditor considers internal control relevant to the entity's preparation and fair presentation of the financial statements in order to design audit procedures that are appropriate in the circumstances, but not for the purpose of expressing an opinion on the effectiveness of the entity's internal control. Accordingly, we express no such opinion. An audit also includes evaluating the appropriateness of accounting policies used and the reasonableness of significant accounting estimates made by management, as well as evaluating the overall presentation of the financial statements.

We believe that the audit evidence we have obtained is sufficient and appropriate to provide a basis for our audit opinions.

Opinions

In our opinion, the financial statements referred to above present fairly, in all material respects, the respective financial position of the governmental activities, each major fund, and the aggregate remaining fund information of Warren City School District, Trumbull County, Ohio, as of June 30, 2021, and the respective changes in financial position and, where applicable cash flows thereof and the budgetary comparisons for the general fund and ESSER fund for the year then ended in accordance with accounting principles generally accepted in the United States of America.

Other Matters

Required Supplementary Information

Accounting principles generally accepted in the United States of America require that the *Management's Discussion and Analysis, and pension and other post-employment benefit schedules* as listed in the table of contents be presented to supplement the basic financial statements. Such information, although not a part of the basic financial statements, is required by the Governmental Accounting Standards Board who considers it to be an essential part of financial reporting for placing the basic financial statements in an appropriate operational, economic, or historical context. We have applied certain limited procedures to the required supplementary information in accordance with auditing standards generally accepted in the United States of America, which consisted of inquiries of management about the methods of preparing the information and comparing the information for consistency with management's responses to our inquiries, the basic financial statements, and other knowledge we obtained during our audit of the basic financial statements. We do not express an opinion or provide any assurance on the information because the limited procedures do not provide us with sufficient evidence to express an opinion or provide any assurance.

Other Information

Our audit was conducted for the purpose of forming opinions on the financial statements that collectively comprise the District's basic financial statements. The schedule of expenditures of federal awards, as required *Title 2 U.S. Code of Federal Regulations Part 200, Uniform Administrative Requirements, Cost Principles, and Audit Requirements for Federal Awards* (Uniform Guidance), is presented for purposes of additional analysis and is not a required part of the basic financial statements.

The *Schedule of Expenditures of Federal Awards* is the responsibility of management and was derived from and relates directly to the underlying accounting and other records used to prepare the basic financial statements. Such information has been subjected to the auditing procedures applied in the audit of the basic financial statements and certain additional procedures, including comparing and reconciling such information directly to the underlying accounting and other records used to prepare the basic financial statements or to the basic financial statements themselves, and other additional procedures in accordance with auditing standards generally accepted in the United States of America. In our opinion, the schedule of expenditures of federal awards is fairly stated, in all material respects, in relation to the basic financial statements as a whole.

Other Reporting Required by Government Auditing Standards

In accordance with *Government Auditing Standards*, we have also issued our report dated December 17, 2021 on our consideration of the District's internal control over financial reporting and on our tests of its compliance with certain provisions of laws, regulations, contracts, and grant agreements and other matters. The purpose of that report is solely to describe the scope of our testing of internal control over financial reporting and compliance and the results of that testing, and not to provide an opinion on the effectiveness of the District's internal control over financial reporting or on compliance. That report is an integral part of an audit performed in accordance with *Government Auditing Standards* in considering the District's internal control over financial reporting and compliance.

Rea & Associates, Inc.

Rea & Associates, Inc.
New Philadelphia, Ohio
December 17, 2021

**WARREN CITY SCHOOL DISTRICT
TRUMBULL COUNTY, OHIO**

**MANAGEMENT'S DISCUSSION AND ANALYSIS
FOR THE FISCAL YEAR ENDED JUNE 30, 2021**

The management's discussion and analysis of the Warren City School District's (the "District") financial performance provides an overall review of the District's financial activities for the fiscal year ended June 30, 2021. The intent of this discussion and analysis is to look at the District's financial performance as a whole; readers should also review the basic financial statements and the notes to the basic financial statements to enhance their understanding of the District's financial performance.

Financial Highlights

Key financial highlights for 2021 are as follows:

- The District's net position of governmental activities increased \$9,324,298 which represents a 11.85% increase over 2020's net position.
- General revenues accounted for \$71,023,074 in revenue or 67.73% of all revenues. Program specific revenues in the form of charges for services and sales, grants and contributions accounted for \$33,833,783 or 32.27% of total revenues of \$104,856,857.
- The District had \$95,532,559 in expenses related to governmental activities; \$33,833,783 of these expenses were offset by program specific charges for services, grants or contributions. General revenues supporting governmental activities (primarily taxes and unrestricted grants and entitlements) of \$71,023,074 were adequate to provide for these programs.
- The District's major governmental funds are the general fund and the ESSER fund. The general fund had \$77,088,238 in revenues and other financing sources, and \$70,985,107 in expenditures and other financing uses. During fiscal year 2021, the general fund's fund balance increased \$6,103,131 from \$36,407,895 to \$42,511,026.
- The ESSER fund had \$10,243,335 in revenues and \$10,513,326 in expenditures. During fiscal year 2021, the ESSER fund's fund balance decreased \$269,991 from a deficit of \$115,313 to a deficit of \$385,304.

Using these Basic Financial Statements

This annual report consists of a series of financial statements and notes to those statements. These statements are organized so the reader can understand the District as a financial whole, an entire operating entity. The statements then proceed to provide an increasingly detailed look at specific financial activities.

The statement of net position and statement of activities provide information about the activities of the whole District, presenting both an aggregate view of the District's finances and a longer-term view of those finances. Fund financial statements provide the next level of detail. For governmental funds, these statements tell how services were financed in the short-term as well as what remains for future spending. The fund financial statements also look at the District's most significant funds with all other nonmajor funds presented in total in one column. In the case of the District, the general fund and ESSER fund are by far the most significant funds, and the only governmental funds reported as major funds.

Reporting the District as a Whole

Statement of Net Position and the Statement of Activities

While this document contains the large number of funds used by the District to provide programs and activities, the view of the District as a whole looks at all financial transactions and asks the question, "How did we do financially during 2021?" The statement of net position and the statement of activities answer this question. These statements include all assets, deferred outflows, liabilities, deferred inflows, revenues and expenses using the accrual basis of accounting similar to the accounting used by most private-sector companies. This basis of accounting will take into account all of the current year's revenues and expenses regardless of when cash is received or paid.

**WARREN CITY SCHOOL DISTRICT
TRUMBULL COUNTY, OHIO**

MANAGEMENT'S DISCUSSION AND ANALYSIS
FOR THE FISCAL YEAR ENDED JUNE 30, 2021

These two statements report the District's net position and changes in that position. This change in net position is important because it tells the reader that, for the District as a whole, the financial position of the District has improved or diminished. The causes of this change may be the result of many factors, some financial, some not. Non-financial factors include the District's property tax base, current property tax laws in Ohio restricting revenue growth, facility conditions, required educational programs and other factors.

In the statement of net position and the statement of activities, the governmental activities include the District's programs and services, including instruction, support services, operation and maintenance of plant, pupil transportation, extracurricular activities, other non-instructional services, and food service operations.

Reporting the District's Most Significant Funds

Fund Financial Statements

Fund financial reports provide detailed information about the District's major funds. The District uses many funds to account for a multitude of financial transactions. However, these fund financial statements focus on the District's most significant funds. The District's major governmental funds are the general fund and the ESSER fund.

Governmental Funds

Most of the District's activities are reported in governmental funds, which focus on how money flows into and out of those funds and the balances left at year-end available for spending in future periods. These funds are reported using an accounting method called modified accrual accounting, which measures cash and all other financial assets than can readily be converted to cash. The governmental fund financial statements provide a detailed short-term view of the District's general government operations and the basic services it provides. Governmental fund information helps you determine whether there are more or fewer financial resources that can be spent in the near future to finance educational programs. The relationship (or differences) between governmental activities (reported on the statement of net position and in the statement of activities) and governmental funds is reconciled in the basic financial statements.

Proprietary Funds

The District maintains one type of proprietary fund. Internal service funds are an accounting device used to accumulate and allocate costs internally among the District's various functions. The District's internal service funds account for self-insurance, warehouse service and parking programs.

Notes to the Basic Financial Statements

The notes provide additional information that is essential to a full understanding of the data provided in the government-wide and fund financial statements.

Required Supplementary Information

In addition to the basic financial statements and accompanying notes, this report also presents certain required supplementary information concerning the District's net pension liability and net OPEB asset/liability.

**WARREN CITY SCHOOL DISTRICT
TRUMBULL COUNTY, OHIO**

MANAGEMENT'S DISCUSSION AND ANALYSIS
FOR THE FISCAL YEAR ENDED JUNE 30, 2021

The District as a Whole

The statement of net position provides the perspective of the District as a whole. The table below provides a summary of the District's net position for June 30, 2021 and June 30, 2020.

	Net Position	
	Governmental Activities 2021	Governmental Activities 2020
<u>Assets</u>		
Current and other assets	\$ 108,790,276	\$ 93,995,962
Capital assets, net	<u>116,987,850</u>	<u>118,134,242</u>
Total assets	<u>225,778,126</u>	<u>212,130,204</u>
<u>Deferred outflows of resources</u>		
Unamortized deferred charges on debt refunding	290,304	319,995
Pensions	13,989,878	14,531,199
OPEB	<u>2,266,183</u>	<u>1,765,971</u>
Total deferred outflows of resources	<u>16,546,365</u>	<u>16,617,165</u>
<u>Liabilities</u>		
Current liabilities	11,954,069	9,721,245
Long-term liabilities:		
Due within one year	2,114,441	2,059,684
Due in more than one year:		
Net pension liability	79,374,484	74,108,053
Net OPEB liability	6,591,891	8,032,693
Other amounts	<u>27,031,004</u>	<u>28,548,895</u>
Total liabilities	<u>127,065,889</u>	<u>122,470,570</u>
<u>Deferred inflows of resources</u>		
Property taxes levied for next fiscal year	14,629,319	14,436,786
Pensions	3,418,959	5,623,080
OPEB	<u>9,168,348</u>	<u>7,499,255</u>
Total deferred inflows of resources	<u>27,216,626</u>	<u>27,559,121</u>
<u>Net position</u>		
Net investment in capital assets	93,368,477	92,832,279
Restricted	10,137,066	9,177,080
Unrestricted (deficit)	<u>(15,463,567)</u>	<u>(23,291,681)</u>
Total net position	<u>\$ 88,041,976</u>	<u>\$ 78,717,678</u>

The net pension liability is reported pursuant to Governmental Accounting Standards Board (GASB) Statement 68, "Accounting and Financial Reporting for Pensions—an Amendment of GASB Statement 27." The net other postemployment benefits (OPEB) liability/asset is reported pursuant to GASB Statement 75, "Accounting and Financial Reporting for Postemployment Benefits Other Than Pensions." For reasons discussed below, many end users of this financial statement will gain a clearer understanding of the District's actual financial condition by adding deferred inflows related to pension and OPEB, the net pension liability, and the net OPEB liability to the reported net position and subtracting deferred outflows related to pension and OPEB and the net OPEB asset.

**WARREN CITY SCHOOL DISTRICT
TRUMBULL COUNTY, OHIO**

MANAGEMENT'S DISCUSSION AND ANALYSIS
FOR THE FISCAL YEAR ENDED JUNE 30, 2021

GASB standards are national and apply to all government financial reports prepared in accordance with generally accepted accounting principles. Prior accounting for pensions (GASB 27) and postemployment benefits (GASB 45) focused on a funding approach. This approach limited pension and OPEB costs to contributions annually required by law, which may or may not be sufficient to fully fund each plan's *net pension liability* or *net OPEB liability*. GASB 68 and GASB 75 take an earnings approach to pension and OPEB accounting; however, the nature of Ohio's statewide pension/OPEB plans and state law governing those systems requires additional explanation in order to properly understand the information presented in these statements.

GASB 68 and GASB 75 require the net pension liability and the net OPEB liability to equal the District's proportionate share of each plan's collective:

1. Present value of estimated future pension/OPEB benefits attributable to active and inactive employees' past service.
2. Minus plan assets available to pay these benefits.

GASB notes that pension and OPEB obligations, whether funded or unfunded, are part of the "employment exchange" – that is, the employee is trading his or her labor in exchange for wages, benefits, and the promise of a future pension and other postemployment benefits. GASB noted that the unfunded portion of this promise is a present obligation of the government, part of a bargained-for benefit to the employee, and should accordingly be reported by the government as a liability since they received the benefit of the exchange. However, the District is not responsible for certain key factors affecting the balance of these liabilities. In Ohio, the employee shares the obligation of funding pension benefits with the employer. Both employer and employee contribution rates are capped by State statute. A change in these caps requires action of both Houses of the General Assembly and approval of the Governor. Benefit provisions are also determined by State statute. The Ohio Revised Code permits, but does not require, the retirement systems to provide healthcare to eligible benefit recipients. The retirement systems may allocate a portion of the employer contributions to provide for these OPEB benefits.

The employee enters the employment exchange with the knowledge that the employer's promise is limited not by contract but by law. The employer enters the exchange also knowing that there is a specific, legal limit to its contribution to the retirement system. In Ohio, there is no legal means to enforce the unfunded liability of the pension/OPEB plan *as against the public employer*. State law operates to mitigate/lessen the moral obligation of the public employer to the employee, because all parties enter the employment exchange with notice as to the law. The retirement system is responsible for the administration of the pension and OPEB plans.

Most long-term liabilities have set repayment schedules or, in the case of compensated absences (i.e. sick and vacation leave), are satisfied through paid time-off or termination payments. There is no repayment schedule for the net pension liability or the net OPEB liability. As explained above, changes in benefits, contribution rates, and return on investments affect the balance of these liabilities but are outside the control of the local government. In the event that contributions, investment returns, and other changes are insufficient to keep up with required payments, State statute does not assign/identify the responsible party for the unfunded portion. Due to the unique nature of how the net pension liability and the net OPEB liability are satisfied, these liabilities are separately identified within the long-term liability section of the statement of net position.

In accordance with GASB 68 and GASB 75, the District's statements prepared on an accrual basis of accounting include an annual pension expense and an annual OPEB expense for their proportionate share of each plan's *change* in net pension liability and net OPEB liability/asset, respectively, not accounted for as deferred inflows/outflows.

Over time, net position can serve as a useful indicator of a government's financial position. At June 30, 2021, the District's assets and deferred outflows of resources exceeded liabilities and deferred inflows of resources by \$88,041,976.

At year-end, capital assets represented 51.82% of total assets. Capital assets include land, construction in progress, land improvements, buildings and improvements, furniture and equipment and vehicles. The net investment in capital assets at June 30, 2021, was \$93,368,477. These capital assets are used to provide services to the students and are not available for future spending. Although the District's investment in capital assets is reported net of related debt, it should be noted that the resources to repay the debt must be provided from other sources, since capital assets may not be used to liquidate these liabilities.

**WARREN CITY SCHOOL DISTRICT
TRUMBULL COUNTY, OHIO**

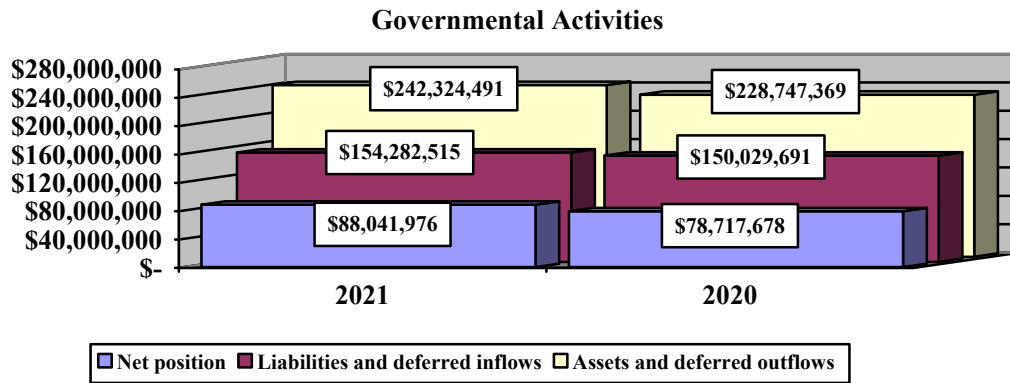
MANAGEMENT'S DISCUSSION AND ANALYSIS
FOR THE FISCAL YEAR ENDED JUNE 30, 2021

A portion of the District's net position, \$10,137,066, represents resources that are subject to external restriction on how they may be used. The remaining balance of unrestricted net position was a deficit of \$15,463,567.

Current and other assets increased by \$14,794,314, which was primarily due to an increase in cash and investments and intergovernmental receivables. The District recorded a \$8,549,043 intergovernmental receivable in the ESSER fund. The decrease in capital assets of \$1,146,392 was primarily due to current year depreciation expense exceeding current year capital asset additions.

The increase in liabilities is primarily due to an increase in the STRS net pension liability.

The graph below illustrates the District's governmental activities assets plus deferred outflows, liabilities plus deferred inflows and net position at June 30, 2021 and 2020.



The table below shows the changes in net position for governmental activities between 2021 and 2020.

	Governmental Activities	
	2021	2020
Revenues		
Program revenues:		
Charges for services and sales	\$ 1,678,460	\$ 2,068,772
Operating grants and contributions	32,077,293	22,178,840
Capital grants and contributions	78,030	-
General revenues:		
Property taxes	15,076,329	14,111,914
Grants and entitlements	54,169,782	53,888,378
Investment earnings	91,781	568,858
Miscellaneous	1,685,182	38,035
Total revenues	\$ 104,856,857	\$ 92,854,797

- Continued

**WARREN CITY SCHOOL DISTRICT
TRUMBULL COUNTY, OHIO**

MANAGEMENT'S DISCUSSION AND ANALYSIS
FOR THE FISCAL YEAR ENDED JUNE 30, 2021

	<u>Governmental Activities</u>	
	<u>2021</u>	<u>2020</u>
<u>Expenses</u>		
Program expenses:		
Instruction:		
Regular	\$ 38,851,298	\$ 35,812,153
Special	14,350,113	15,012,373
Vocational	181,126	144,149
Other	1,069,098	401,424
Support services:		
Pupil	5,573,410	5,500,593
Instructional staff	4,225,746	3,957,363
Board of education	33,571	42,714
Administration	6,684,876	6,623,739
Fiscal	1,277,910	1,184,940
Business	906,975	924,285
Operations and maintenance	10,195,245	9,199,774
Pupil transportation	3,356,970	3,439,101
Central	1,300,541	1,378,402
Operation of non-instructional services:		
Food service operations	4,933,101	4,666,381
Other non-instructional services	603,843	540,830
Extracurricular activities	1,274,580	1,155,195
Interest and fiscal charges	714,156	1,159,285
Total expenses	<u>95,532,559</u>	<u>91,142,701</u>
Changes in net position	9,324,298	1,712,096
Net position at beginning of year	<u>78,717,678</u>	<u>77,005,582</u>
Net position at end of year	<u>\$ 88,041,976</u>	<u>\$ 78,717,678</u>

Governmental Activities

Net position of the District's governmental activities increased \$9,324,298. Total governmental expenses of \$95,532,559 were offset by program revenues of \$33,833,783 and general revenues of \$71,023,074. Program revenues supported 35.42% of the total governmental expenses.

The primary sources of revenue for governmental activities are derived from property taxes and unrestricted grants and entitlements. These revenue sources represent 66.04% of total governmental revenue.

Operating grants and contributions increased due to several federal grants, chiefly the ESSER grant, from the CARES Act and CRRSAA, which were used to help the District through the COVID-19 pandemic.

Miscellaneous revenues increased due to approximately \$1.5 million received in dividends from the Ohio Bureau of Workers' Compensation.

Expenses increased primarily due to increased spending related to the COVID-19 pandemic.


The largest expense of the District is for instructional programs. Instruction expenses totaled \$54,451,635 or 57.00% of total governmental expenses for fiscal 2021.

**WARREN CITY SCHOOL DISTRICT
TRUMBULL COUNTY, OHIO**

MANAGEMENT'S DISCUSSION AND ANALYSIS
FOR THE FISCAL YEAR ENDED JUNE 30, 2021

The graph below presents the District's governmental activities revenue and expenses for fiscal years 2021 and 2020.

Governmental Activities - Revenues and Expenses



The statement of activities shows the cost of program services and the charges for services and grants offsetting those services. The following table shows, for governmental activities, the total cost of services and the net cost of services. That is, it identifies the cost of these services supported by tax revenue and unrestricted State grants and entitlements.

Governmental Activities

	Total Cost of Services 2021	Net Cost of Services 2021	Total Cost of Services 2020	Net Cost of Services 2020
Program expenses				
Instruction:				
Regular	\$ 38,851,298	\$ 32,059,885	\$ 35,812,153	\$ 34,336,856
Special	14,350,113	3,827,916	15,012,373	3,200,688
Vocational	181,126	(165,499)	144,149	(141,387)
Other	1,069,098	796,998	401,424	183,409
Support services:				
Pupil	5,573,410	3,989,667	5,500,593	4,316,500
Instructional staff	4,225,746	2,227,723	3,957,363	1,758,071
Board of education	33,571	33,571	42,714	42,714
Administration	6,684,876	6,084,588	6,623,739	6,158,186
Fiscal	1,277,910	914,754	1,184,940	1,033,556
Business	906,975	906,975	924,285	924,285
Operations and maintenance	10,195,245	5,936,217	9,199,774	8,946,007
Pupil transportation	3,356,970	2,847,393	3,439,101	2,872,643
Central	1,300,541	1,266,635	1,378,402	1,369,402
Operations of non-instructional services:				
Food service operations	4,933,101	(495,630)	4,666,381	(97,564)
Other non-instructional services	603,843	24,172	540,830	(1,622)
Extracurricular activities	1,274,580	729,255	1,155,195	834,060
Interest and fiscal charges	714,156	714,156	1,159,285	1,159,285
Total expenses	<u>\$ 95,532,559</u>	<u>\$ 61,698,776</u>	<u>\$ 91,142,701</u>	<u>\$ 66,895,089</u>

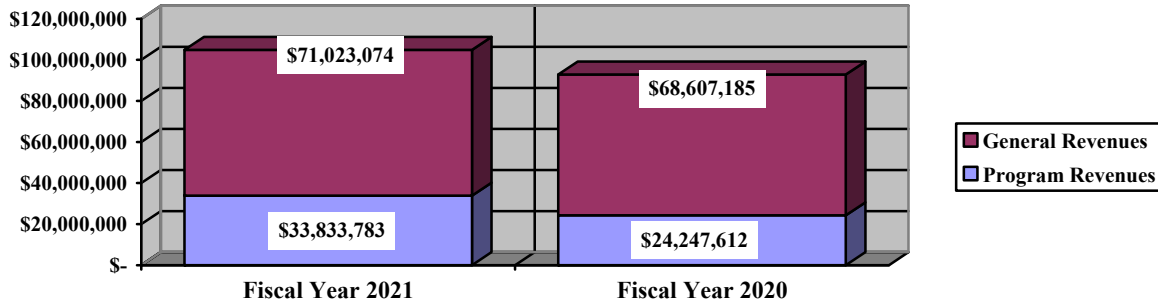
The dependence upon tax and other general revenues for governmental activities is apparent, as 67.07% of instruction activities are supported through taxes and other general revenues. For all governmental activities, general revenue support is 64.58%. The District's taxpayers and unrestricted grants and entitlements from the State are by far the primary support for District's students.

**WARREN CITY SCHOOL DISTRICT
TRUMBULL COUNTY, OHIO**

MANAGEMENT'S DISCUSSION AND ANALYSIS
FOR THE FISCAL YEAR ENDED JUNE 30, 2021

The graph below presents the District's governmental activities revenue for fiscal years 2021 and 2020.

Governmental Activities - General and Program Revenues



The District's Funds

The District's governmental funds reported a combined fund balance of \$61,253,531, which is greater than last year's total of \$49,183,143. The schedule below indicates the fund balance and the total change in fund balance as of June 30, 2021 and 2020.

	Fund Balance (deficit) <u>June 30, 2021</u>	Fund Balance (deficit) <u>June 30, 2020</u>	Increase (Decrease)	Percentage Change
Major fund:				
General	\$ 42,511,026	\$ 36,407,895	\$ 6,103,131	16.76 %
ESSER	(385,304)	(115,313)	(269,991)	234.14 %
Other governmental	<u>19,127,809</u>	<u>12,890,561</u>	<u>6,237,248</u>	48.39 %
Total	<u>\$ 61,253,531</u>	<u>\$ 49,183,143</u>	<u>\$ 12,070,388</u>	24.54 %

General Fund

The District's general fund balance increased because expenditures decreased due to the ability to use ESSER funds for certain expenditures normally accounted for in the general fund and an increase in revenue. The most significant change in revenues was in other revenues. This increase was due to dividends received from the Ohio Bureau of Workers' Compensation. Tax revenue increased because of an increase in the District's assessed valuation. Earnings on investments decreased because the fair value of the District's investments decreased from fiscal year 2020 and due to lower interest rates.

**WARREN CITY SCHOOL DISTRICT
TRUMBULL COUNTY, OHIO**

MANAGEMENT'S DISCUSSION AND ANALYSIS
FOR THE FISCAL YEAR ENDED JUNE 30, 2021

The table that follows assists in illustrating the financial activities and fund balance of the general fund.

	<u>2021</u> <u>Amount</u>	<u>2020</u> <u>Amount</u>	<u>Increase</u> <u>(Decrease)</u>	<u>Percentage</u> <u>Change</u>
<u>Revenues</u>				
Taxes	\$ 13,217,522	\$ 12,455,335	\$ 762,187	6.12 %
Tuition and fees	1,189,060	1,235,239	(46,179)	(3.74) %
Earnings on investments	107,884	605,536	(497,652)	(82.18) %
Intergovernmental	60,545,646	60,257,993	287,653	0.48 %
Other revenues	<u>1,909,462</u>	<u>358,600</u>	<u>1,550,862</u>	432.48 %
Total	<u>\$ 76,969,574</u>	<u>\$ 74,912,703</u>	<u>\$ 2,056,871</u>	2.75 %
<u>Expenditures</u>				
Instruction	\$ 41,076,485	\$ 43,043,861	\$ (1,967,376)	(4.57) %
Support services	24,332,673	25,766,369	(1,433,696)	(5.56) %
Non-instructional services	2,459	10,742	(8,283)	(77.11) %
Extracurricular activities	432,810	676,300	(243,490)	(36.00) %
Capital outlay	30,900	-	30,900	100.00 %
Debt service	<u>-</u>	<u>17,490</u>	<u>(17,490)</u>	(100.00) %
Total	<u>\$ 65,875,327</u>	<u>\$ 69,514,762</u>	<u>\$ (3,639,435)</u>	(5.24) %

ESSER Fund

The ESSER fund had \$10,243,335 in revenues and \$10,513,326 in expenditures. During fiscal year 2021, the ESSER fund's fund balance decreased \$269,991 from a deficit of \$115,313 to a deficit of \$385,304. The ESSER fund is part of the CARES Act and CRRSAA, which is to provide relief due to the COVID-19 pandemic. The District may use ESSER funds for many purposes including, but not limited to, training and professional development for staff, planning and coordination during long-term closure, and purchasing technology for students.

General Fund Budgeting Highlights

The District's budget is prepared according to Ohio law and is based on accounting for certain transactions on a basis of cash receipts, disbursements and encumbrances. The most significant budgeted fund is the general fund.

During the course of fiscal 2021, the District amended its general fund budget several times. For the general fund, original budgeted revenues and financing sources were \$69,316,704 and final budgeted revenues and other financing sources were \$75,911,145. The majority of the increase in estimated revenues was due to an underestimation of state intergovernmental revenue. Actual revenues and other financing sources for fiscal 2021 were \$77,191,618. This represents a \$1,280,473 increase from final budgeted revenues.

General fund original appropriations (appropriated expenditures including other financing uses) of \$76,870,002 were increased to \$83,041,205 in the final appropriations. The actual budget basis expenditures and other financing uses for fiscal year 2021 totaled \$73,734,381 which was \$9,306,824 less than the final budget appropriations. The variances were primarily caused by conservative budgeting.

**WARREN CITY SCHOOL DISTRICT
TRUMBULL COUNTY, OHIO**

MANAGEMENT'S DISCUSSION AND ANALYSIS
FOR THE FISCAL YEAR ENDED JUNE 30, 2021

Capital Assets and Debt Administration

Capital Assets

At the end of fiscal 2021, the District had \$116,987,850 invested in land, construction in progress, land improvements, buildings and improvements, furniture and equipment and vehicles. This entire amount is reported in governmental activities. The following table shows fiscal 2021 balances compared to 2020:

**Capital Assets at June 30
(Net of Depreciation)**

	Governmental Activities	
	2021	2020
Land	\$ 7,961,988	\$ 7,961,988
Construction in progress	1,723,144	743,629
Land improvements	1,815,176	1,465,318
Building and improvements	102,948,683	105,366,813
Furniture and equipment	1,488,384	1,579,588
Vehicles	1,050,475	1,016,906
Total	\$ 116,987,850	\$ 118,134,242

The overall decrease in capital assets of \$1,146,392 is due to depreciation expense of \$3,361,821 exceeding capital outlays of \$2,220,251 and capital asset disposals of \$4,822 (net of accumulated depreciation)

See Note 8 to the basic financial statements for additional information on the District's capital assets.

Debt Administration

At June 30, 2021, the District had \$23,130,000 in general obligation bonds and \$378,000 in tax anticipation notes outstanding. Of this total, \$1,487,000 is due within one year and \$22,021,000 is due in greater than one year. The following table summarizes the debt outstanding.

Outstanding Debt, at Year End

	Governmental Activities	Governmental Activities
	2021	2020
General obligation bonds	\$ 23,130,000	\$ 24,512,167
Tax anticipation notes	378,000	449,000
Total	\$ 23,508,000	\$ 24,961,167

At June 30, 2021, the District had a voted debt margin of \$6,290,064 and an unvoted debt margin of \$308,950.

See Note 9 to the basic financial statements for additional information on the District's debt administration.

**WARREN CITY SCHOOL DISTRICT
TRUMBULL COUNTY, OHIO**

**MANAGEMENT'S DISCUSSION AND ANALYSIS
FOR THE FISCAL YEAR ENDED JUNE 30, 2021**

Current Related Financial Activities

Overall, the District remains financially strong. As the preceding information shows, the District depends upon local property taxes, primarily residential class property. The increase in State funding revenue, along with the District's cash balance, will provide the District with the necessary funds to meet its operating expenses in fiscal year 2021. However, the future financial stability of the District is not without challenges as we are heavily dependent on a funding formula that places emphasis on economically disadvantaged districts.

The District currently has a sufficient cash balance to meet operating expenses through fiscal year 2025 (based upon the most recent 5 Year Forecast submitted in May 2021). The District continues its plan to control spending for the future by keeping a watchful eye on the enrollment and staffing levels.

The public schools in Ohio also face the challenges of meeting many unfunded mandates by both the State and Federal government. Examples are the Educational Management Information System (State) and ESSA (Federal) compliance.

The District has carefully managed its general fund budget in order to optimize the dollars available for educating the students it serves and to minimize the levy millage amounts needed periodically from the community. Sound fiscal management by the Board and Administration has enabled the District to maintain, and grow, its cash balance over the last six fiscal years.

The District's voters renewed an emergency levy in the November 5, 2016 election for a period of 10 years. In recent fiscal years the Board and Administration have carefully managed the budget to minimize the size of a potential future request from the community. The District will continue to monitor and cut costs where possible to further decrease the request.

Contacting the District's Financial Management

This financial report is designed to provide our citizens, taxpayers, investors and creditors with a general overview of the District's finances and to show the District's accountability for the money it receives. If you have questions about this report or need additional financial information contact Ms. Karen Sciortino, Treasurer, Warren City School District, 105 High Street, Warren, Ohio 44481.

**WARREN CITY SCHOOL DISTRICT
TRUMBULL COUNTY, OHIO**

STATEMENT OF NET POSITION
JUNE 30, 2021

	Governmental Activities
Assets:	
Equity in pooled cash and investments	\$ 71,400,156
Receivables:	
Property taxes	20,844,076
Accounts	6,851
Accrued interest	56,129
Intergovernmental	11,814,375
Prepayments	114,589
Materials and supplies inventory	102,330
Inventory held for resale	139,668
Net OPEB asset	4,312,102
Capital assets:	
Nondepreciable capital assets	9,685,132
Depreciable capital assets, net	107,302,718
Capital assets, net	116,987,850
Total assets	225,778,126
Deferred outflows of resources:	
Unamortized deferred charges on debt refunding	290,304
Pension	13,989,878
OPEB	2,266,183
Total deferred outflows of resources	16,546,365
Liabilities:	
Accounts payable	1,503,747
Contracts payable	219,377
Accrued wages and benefits	7,781,987
Intergovernmental payable	155,345
Pension obligation payable	990,733
Accrued interest payable	69,298
Claims payable	1,233,582
Long-term liabilities:	
Due within one year	2,114,441
Due in more than one year:	
Net pension liability	79,374,484
Net OPEB liability	6,591,891
Other amounts due in more than one year	27,031,004
Total liabilities	127,065,889
Deferred inflows of resources:	
Property taxes levied for the next fiscal year	14,629,319
Pension	3,418,959
OPEB	9,168,348
Total deferred inflows of resources	27,216,626
Net position:	
Net investment in capital assets	93,368,477
Restricted for:	
Capital projects	1,318,309
Classroom facilities maintenance	2,228,899
Debt service	2,173,829
State funded programs	844,909
Federally funded programs	954
Food service operations	3,452,522
Extracurricular	62,426
Other purposes	55,218
Unrestricted (deficit)	(15,463,567)
Total net position	\$ 88,041,976

SEE ACCOMPANYING NOTES TO THE BASIC FINANCIAL STATEMENTS

**WARREN CITY SCHOOL DISTRICT
TRUMBULL COUNTY, OHIO**

STATEMENT OF ACTIVITIES
FOR THE FISCAL YEAR ENDED JUNE 30, 2021

	Expenses	Program Revenues			Net (Expense)
		Charges for Services and Sales	Operating Grants and Contributions	Capital Grants and Contributions	Revenue and Changes in Net Position
					Governmental Activities
Governmental activities:					
Instruction:					
Regular	\$ 38,851,298	\$ 872,283	\$ 5,919,130	\$ -	\$ (32,059,885)
Special	14,350,113	301,265	10,220,932	-	(3,827,916)
Vocational	181,126	-	346,625	-	165,499
Other	1,069,098	3,843	268,257	-	(796,998)
Support services:					
Pupil	5,573,410	-	1,583,743	-	(3,989,667)
Instructional staff	4,225,746	-	1,998,023	-	(2,227,723)
Board of education	33,571	-	-	-	(33,571)
Administration	6,684,876	122,364	477,924	-	(6,084,588)
Fiscal	1,277,910	192,822	170,334	-	(914,754)
Business	906,975	-	-	-	(906,975)
Operations and maintenance	10,195,245	3,721	4,255,307	-	(5,936,217)
Pupil transportation	3,356,970	11,669	419,878	78,030	(2,847,393)
Central	1,300,541	-	33,906	-	(1,266,635)
Operation of non-instructional services:					
Food service operations	4,933,101	48,292	5,380,439	-	495,630
Other non-instructional services	603,843	3,259	576,412	-	(24,172)
Extracurricular activities	1,274,580	118,942	426,383	-	(729,255)
Interest and fiscal charges	714,156	-	-	-	(714,156)
Totals	\$ 95,532,559	\$ 1,678,460	\$ 32,077,293	\$ 78,030	(61,698,776)

General revenues:

Property taxes levied for:

General purposes	13,249,925
Debt service	1,571,668
Capital outlay	127,368
Classroom facilities maintenance	127,368

Grants and entitlements not restricted

to specific programs	54,169,782
Investment earnings	91,781
Miscellaneous	1,685,182
Total general revenues	71,023,074

Change in net position 9,324,298

Net position at beginning of year 78,717,678

Net position at end of year \$ 88,041,976

SEE ACCOMPANYING NOTES TO THE BASIC FINANCIAL STATEMENTS

**WARREN CITY SCHOOL DISTRICT
TRUMBULL COUNTY, OHIO**

BALANCE SHEET
GOVERNMENTAL FUNDS
JUNE 30, 2021

	<u>General</u>	<u>ESSER</u>	<u>Nonmajor Governmental Funds</u>	<u>Total Governmental Funds</u>
Assets:				
Equity in pooled cash and investments	\$ 41,718,323	\$ -	\$ 19,611,940	\$ 61,330,263
Receivables:				
Property taxes	18,332,738	-	2,511,338	20,844,076
Accounts	2,439	-	4,412	6,851
Accrued interest	56,129	-	-	56,129
Intergovernmental	336,862	8,549,043	2,928,470	11,814,375
Prepayments	114,589	-	-	114,589
Materials and supplies inventory	-	-	102,330	102,330
Inventory held for resale	-	-	139,668	139,668
Due from other funds	9,263,153	-	-	9,263,153
Total assets	<u>\$ 69,824,233</u>	<u>\$ 8,549,043</u>	<u>\$ 25,298,158</u>	<u>\$ 103,671,434</u>
Liabilities:				
Accounts payable	\$ 1,072,751	\$ 144,902	\$ 286,094	\$ 1,503,747
Contracts payable	-	219,377	-	219,377
Accrued wages and benefits	6,787,216	-	994,771	7,781,987
Compensated absences payable	145,527	-	-	145,527
Intergovernmental payable	136,696	-	18,649	155,345
Pension obligation payable	797,823	-	192,910	990,733
Due to other funds	6	8,184,764	1,078,394	9,263,164
Total liabilities	<u>8,940,019</u>	<u>8,549,043</u>	<u>2,570,818</u>	<u>20,059,880</u>
Deferred inflows of resources:				
Property taxes levied for the next fiscal year	12,866,748	-	1,762,571	14,629,319
Delinquent property tax revenue not available	5,330,925	-	730,265	6,061,190
Intergovernmental revenue not available	154,349	385,304	1,106,695	1,646,348
Accrued interest not available	21,166	-	-	21,166
Total deferred inflows of resources	<u>18,373,188</u>	<u>385,304</u>	<u>3,599,531</u>	<u>22,358,023</u>
Fund balances:				
Nonspendable:				
Materials and supplies inventory	-	-	102,330	102,330
Prepays	114,589	-	-	114,589
Restricted:				
Debt service	-	-	1,614,563	1,614,563
Capital improvements	-	-	3,205,914	3,205,914
Classroom facilities maintenance	-	-	2,195,891	2,195,891
Food service operations	-	-	3,415,006	3,415,006
Non-public schools	-	-	82,951	82,951
State funded programs	-	-	752,656	752,656
Extracurricular	-	-	62,426	62,426
Other purposes	-	-	55,218	55,218
Committed:				
Student and staff support	1,296,876	-	-	1,296,876
Other purposes	11,000	-	-	11,000
Assigned:				
Student instruction	290,791	-	-	290,791
Student and staff support	1,790,661	-	-	1,790,661
BWC payments	556,788	-	-	556,788
Capital improvements	-	-	8,685,780	8,685,780
Other purposes	122,138	-	-	122,138
Unassigned (deficit)	<u>38,328,183</u>	<u>(385,304)</u>	<u>(1,044,926)</u>	<u>36,897,953</u>
Total fund balances (deficit)	<u>42,511,026</u>	<u>(385,304)</u>	<u>19,127,809</u>	<u>61,253,531</u>
Total liabilities, deferred inflows and fund balances	<u>\$ 69,824,233</u>	<u>\$ 8,549,043</u>	<u>\$ 25,298,158</u>	<u>\$ 103,671,434</u>

SEE ACCOMPANYING NOTES TO THE BASIC FINANCIAL STATEMENTS

**WARREN CITY SCHOOL DISTRICT
TRUMBULL COUNTY, OHIO**

RECONCILIATION OF TOTAL GOVERNMENTAL FUND BALANCES TO
NET POSITION OF GOVERNMENTAL ACTIVITIES
JUNE 30, 2021

Total governmental fund balances		\$	61,253,531
<i>Amounts reported for governmental activities on the statement of net position are different because:</i>			
Capital assets used in governmental activities are not financial resources and therefore are not reported in the funds.			116,987,850
Other long-term assets are not available to pay for current-period expenditures and therefore are deferred inflows in the funds.			
Property taxes receivable	\$	6,061,190	
Accrued interest receivable		21,166	
Intergovernmental receivable		1,646,348	
Total			7,728,704
An internal service fund is used by management to charge the costs of insurance to individual funds. The assets and liabilities of the internal service fund are included in governmental activities on the statement of net position.			8,836,322
Unamortized premiums on bonds issued are not recognized in the funds.			(2,120,413)
Unamortized amounts on refundings are not recognized in the funds.			290,304
Accrued interest payable is not due and payable in the current period and therefore is not reported in the funds.			(69,298)
The net pension/OPEB assets & liabilities are not due and payable in the current period; therefore, the assets, liabilities and related deferred inflows/outflows are not reported in governmental funds.			
Deferred outflows - pension		13,989,878	
Deferred inflows - pension		(3,418,959)	
Net pension liability		(79,374,484)	
Deferred outflows - OPEB		2,266,183	
Deferred inflows - OPEB		(9,168,348)	
Net OPEB asset		4,312,102	
Net OPEB liability		(6,591,891)	
Total			(77,985,519)
Long-term liabilities, including bonds payable, are not due and payable in the current period and therefore are not reported in the funds.			
General obligation bonds		(23,130,000)	
Compensated absences		(3,371,505)	
Tax anticipation note		(378,000)	
Total			(26,879,505)
Net position of governmental activities		\$	88,041,976

SEE ACCOMPANYING NOTES TO THE BASIC FINANCIAL STATEMENTS

**WARREN CITY SCHOOL DISTRICT
TRUMBULL COUNTY, OHIO**

STATEMENT OF REVENUES, EXPENDITURES AND CHANGES IN FUND BALANCES
GOVERNMENTAL FUNDS
FOR THE FISCAL YEAR ENDED JUNE 30, 2021

	<u>General</u>	<u>ESSER</u>	<u>Nonmajor Governmental Funds</u>	<u>Total Governmental Funds</u>
Revenues:				
Property taxes	\$ 13,217,522	\$ -	\$ 1,886,789	\$ 15,104,311
Intergovernmental	60,545,646	10,243,335	15,253,979	86,042,960
Investment earnings	107,884	-	1,750	109,634
Tuition and fees	1,189,060	-	-	1,189,060
Extracurricular	-	-	85,321	85,321
Rental income	3,721	-	-	3,721
Charges for services	315,186	-	47,555	362,741
Contributions and donations	800	-	98,188	98,988
Miscellaneous	1,589,755	-	14,381	1,604,136
Total revenues	<u>76,969,574</u>	<u>10,243,335</u>	<u>17,387,963</u>	<u>104,600,872</u>
Expenditures:				
Current:				
Instruction:				
Regular	30,565,238	5,586,527	295,670	36,447,435
Special	9,510,925	-	3,664,822	13,175,747
Vocational	135,992	-	79,798	215,790
Other	864,330	61,262	139,053	1,064,645
Support services:				
Pupil	3,789,471	-	1,299,260	5,088,731
Instructional staff	1,672,081	491	2,084,440	3,757,012
Board of education	32,643	-	-	32,643
Administration	5,691,487	-	479,171	6,170,658
Fiscal	1,002,275	56,747	164,867	1,223,889
Business	869,882	-	-	869,882
Operations and maintenance	7,059,922	3,883,860	142,742	11,086,524
Pupil transportation	3,063,500	-	183,958	3,247,458
Central	1,151,412	19,257	14,632	1,185,301
Operation of non-instructional services:				
Food service operations	-	190,816	4,675,851	4,866,667
Other non-instructional services	2,459	68,606	511,365	582,430
Extracurricular activities	432,810	426,383	206,861	1,066,054
Facilities acquisition and construction	30,900	219,377	110,657	360,934
Debt service:				
Principal retirement	-	-	1,447,999	1,447,999
Interest and fiscal charges	-	-	892,354	892,354
Accreted interest on capital appreciation bonds	-	-	13,001	13,001
Total expenditures	<u>65,875,327</u>	<u>10,513,326</u>	<u>16,406,501</u>	<u>92,795,154</u>
Excess of revenues over (under) expenditures	<u>11,094,247</u>	<u>(269,991)</u>	<u>981,462</u>	<u>11,805,718</u>
Other financing sources (uses):				
Sale of assets	50,777	-	-	50,777
Insurance recoveries	67,887	-	-	67,887
Transfers in	-	-	5,109,780	5,109,780
Transfers (out)	(5,109,780)	-	-	(5,109,780)
Total other financing sources (uses)	<u>(4,991,116)</u>	<u>-</u>	<u>5,109,780</u>	<u>118,664</u>
Net change in fund balances	6,103,131	(269,991)	6,091,242	11,924,382
Fund balances (deficit) at beginning of year	36,407,895	(115,313)	12,890,561	49,183,143
Change in reserve for inventory	-	-	146,006	146,006
Fund balances (deficit) at end of year	<u>\$ 42,511,026</u>	<u>\$ (385,304)</u>	<u>\$ 19,127,809</u>	<u>\$ 61,253,531</u>

SEE ACCOMPANYING NOTES TO THE BASIC FINANCIAL STATEMENTS

THIS PAGE IS INTENTIONALLY LEFT BLANK

**WARREN CITY SCHOOL DISTRICT
TRUMBULL COUNTY, OHIO**

RECONCILIATION OF THE STATEMENT OF REVENUES, EXPENDITURES
AND CHANGES IN FUND BALANCES OF GOVERNMENTAL FUNDS
TO THE STATEMENT OF ACTIVITIES
FOR THE FISCAL YEAR ENDED JUNE 30, 2021

Net change in fund balances - total governmental funds	\$	11,924,382
<i>Amounts reported for governmental activities in the statement of activities are different because:</i>		
Governmental funds report capital outlays as expenditures. However, in the statement of activities, the cost of those assets is allocated over their estimated useful lives as depreciation expense.		
Capital asset additions	\$ 2,220,251	
Current year depreciation	<u>(3,361,821)</u>	
Total		(1,141,570)
The net effect of various miscellaneous transactions involving capital assets (i.e., sales, disposals, trade-ins, and donations) is to decrease net position.		
		(4,822)
Governmental funds report expenditures for inventory when purchased. However, in the statement of activities, they are reported as an expense when consumed.		
		146,006
Revenues in the statement of activities that do not provide current financial resources are not reported as revenues in the funds.		
Property taxes	(27,982)	
Earnings on investments	(16,103)	
Intergovernmental	<u>238,096</u>	
Total		194,011
Repayment of principal is an expenditure in the governmental funds, but the repayment reduces long-term liabilities on the statement of net position.		
Bonds	1,376,999	
Accreted interest on capital appreciation bonds	13,001	
Tax anticipation notes	<u>71,000</u>	
Total	\$	1,461,000
		- - Continued

**WARREN CITY SCHOOL DISTRICT
TRUMBULL COUNTY, OHIO**

RECONCILIATION OF THE STATEMENT OF REVENUES, EXPENDITURES
AND CHANGES IN FUND BALANCES OF GOVERNMENTAL FUNDS
TO THE STATEMENT OF ACTIVITIES (CONTINUED)
FOR THE FISCAL YEAR ENDED JUNE 30, 2021

In the statement of activities, interest is accrued on outstanding bonds, whereas in governmental funds, an interest expenditure is reported when due. The following items resulted in additional interest being reported in the statement of activities:

(Increase) decrease in accrued interest payable	\$	4,431	
Accreted interest on capital appreciation bonds		(7,833)	
Amortization of bond premiums		211,291	
Amortization of deferred charges		(29,691)	
Total		\$	178,198

Contractually required contributions are reported as expenditures in governmental funds; however, the statement of net position reports these amounts as deferred outflows.

Pension		5,811,289	
OPEB		144,917	
Total		\$	5,956,206

Except for amounts reported as deferred inflows/outflows, changes in the net pension/OPEB liability/asset are reported as pension/OPEB expense in the statement of activities.

Pension		(9,414,920)	
OPEB		281,617	
Total		\$	(9,133,303)

Some expenses reported in the statement of activities, such as compensated absences, do not require the use of current financial resources and therefore are not reported as expenditures in governmental funds.

(225,259)

An internal service fund used by management to charge the costs of insurance to individual funds is not reported in the district-wide statement of activities. Governmental fund expenditures and the related internal service fund revenues are eliminated. The net revenue (expense) of the internal service fund is allocated among the governmental activities.

(30,551)

Change in net position of governmental activities

\$ 9,324,298

SEE ACCOMPANYING NOTES TO THE BASIC FINANCIAL STATEMENTS

**WARREN CITY SCHOOL DISTRICT
TRUMBULL COUNTY, OHIO**

STATEMENT OF REVENUES, EXPENDITURES AND CHANGES IN
FUND BALANCE - BUDGET AND ACTUAL (NON-GAAP BUDGETARY BASIS)
GENERAL FUND
FOR THE FISCAL YEAR ENDED JUNE 30, 2021

	<u>Budgeted Amounts</u>			Variance with Final Budget Positive (Negative)
	<u>Original</u>	<u>Final</u>	<u>Actual</u>	
Revenues:				
Property taxes	\$ 12,584,816	\$ 12,529,523	\$ 13,164,406	\$ 634,883
Intergovernmental	54,483,333	59,873,614	60,485,217	611,603
Investment earnings	463,324	36,288	37,722	1,434
Tuition and fees	1,166,335	1,200,478	1,285,257	84,779
Rental income	15,066	15,000	3,321	(11,679)
Charges for services	111,984	149,161	182,881	33,720
Miscellaneous	60,452	1,585,367	1,565,443	(19,924)
Total revenues	<u>68,885,310</u>	<u>75,389,431</u>	<u>76,724,247</u>	<u>1,334,816</u>
Expenditures:				
Current:				
Instruction:				
Regular	34,610,738	35,624,595	30,609,464	5,015,131
Special	9,749,404	9,774,895	9,516,379	258,516
Vocational	142,745	147,340	137,230	10,110
Other	185,371	197,485	80,245	117,240
Support services:				
Pupil	4,584,946	4,170,594	3,846,052	324,542
Instructional staff	1,755,696	1,911,942	1,730,770	181,172
Board of education	59,903	60,333	33,881	26,452
Administration	5,869,236	5,984,557	5,710,268	274,289
Fiscal	1,032,065	1,050,535	1,021,389	29,146
Business	953,085	988,352	905,276	83,076
Operations and maintenance	10,178,607	10,799,488	9,387,506	1,411,982
Pupil transportation	4,220,296	4,761,492	3,894,037	867,455
Central	1,382,283	1,382,120	1,293,463	88,657
Extracurricular activities	1,037,481	1,034,597	427,741	606,856
Facilities acquisition and construction	-	38,100	30,900	7,200
Total expenditures	<u>75,761,856</u>	<u>77,926,425</u>	<u>68,624,601</u>	<u>9,301,824</u>
Excess (deficiency) of revenues over (under) expenditures	<u>(6,876,546)</u>	<u>(2,536,994)</u>	<u>8,099,646</u>	<u>10,636,640</u>
Other financing sources (uses):				
Refund of prior year's expenditures	428,884	427,000	348,707	(78,293)
Refund of prior year's receipts	(5,014)	(5,000)	-	5,000
Transfers (out)	(1,103,132)	(5,109,780)	(5,109,780)	-
Insurance recoveries	-	90,319	67,887	(22,432)
Sale of assets	2,510	4,395	50,777	46,382
Total other financing sources (uses)	<u>(676,752)</u>	<u>(4,593,066)</u>	<u>(4,642,409)</u>	<u>(49,343)</u>
Net change in fund balance	(7,553,298)	(7,130,060)	3,457,237	10,587,297
Fund balance at beginning of year	39,739,780	39,739,780	39,739,780	-
Prior year encumbrances appropriated	2,612,757	2,612,757	2,612,757	-
Fund balance at end of year	<u>\$ 34,799,239</u>	<u>\$ 35,222,477</u>	<u>\$ 45,809,774</u>	<u>\$ 10,587,297</u>

SEE ACCOMPANYING NOTES TO THE BASIC FINANCIAL STATEMENTS

**WARREN CITY SCHOOL DISTRICT
TRUMBULL COUNTY, OHIO**

STATEMENT OF REVENUES, EXPENDITURES AND CHANGES IN
FUND BALANCE - BUDGET AND ACTUAL (NON-GAAP BUDGETARY BASIS)
ESSER FUND
FOR THE FISCAL YEAR ENDED JUNE 30, 2021

	<u>Budgeted Amounts</u>		<u>Actual</u>	<u>Variance with Final Budget Positive (Negative)</u>
	<u>Original</u>	<u>Final</u>		
Revenues:				
Intergovernmental	\$ 2,916,083	\$ 16,609,948	\$ 2,079,596	\$ (14,530,352)
Total revenue	<u>2,916,083</u>	<u>16,609,948</u>	<u>2,079,596</u>	<u>(14,530,352)</u>
Expenditures:				
Current:				
Instruction:				
Regular	1,444,529	5,658,674	5,658,674	-
Other	-	93,750	93,750	-
Support services:				
Instructional staff	-	491	491	-
Fiscal	84,350	288,158	288,158	-
Operations and maintenance	1,208,050	4,171,303	4,171,303	-
Pupil transportation	-	178,148	178,148	-
Central	20,000	36,695	36,695	-
Operation of non-instructional services:				
Food service operations	83,790	357,895	357,895	-
Other non-instructional services	68,906	92,765	92,765	-
Extracurricular activities	-	426,383	426,383	-
Total expenditures	<u>2,909,625</u>	<u>11,304,262</u>	<u>11,304,262</u>	<u>-</u>
Net change in fund balance	6,458	5,305,686	(9,224,666)	(14,530,352)
Fund balance (deficit) at beginning of year	(675,080)	(675,080)	(675,080)	-
Prior year encumbrances appropriated	668,622	668,622	668,622	-
Fund balance (deficit) at end of year	<u>\$ -</u>	<u>\$ 5,299,228</u>	<u>\$ (9,231,124)</u>	<u>\$ (14,530,352)</u>

SEE ACCOMPANYING NOTES TO THE BASIC FINANCIAL STATEMENTS

**WARREN CITY SCHOOL DISTRICT
TRUMBULL COUNTY, OHIO**

STATEMENT OF NET POSITION
PROPRIETARY FUNDS
JUNE 30, 2021

	Governmental Activities - Internal Service Funds
Assets:	
Current assets:	
Equity in pooled cash and investments	\$ 10,069,893
Due from other funds	11
Total assets	10,069,904
Liabilities:	
Current liabilities:	
Claims payable	1,233,582
Total liabilities	1,233,582
Net position:	
Unrestricted	8,836,322
Total net position	\$ 8,836,322

SEE ACCOMPANYING NOTES TO THE BASIC FINANCIAL STATEMENTS

**WARREN CITY SCHOOL DISTRICT
TRUMBULL COUNTY, OHIO**

STATEMENT OF REVENUES, EXPENSES AND
CHANGES IN NET POSITION
PROPRIETARY FUNDS
FOR THE FISCAL YEAR ENDED JUNE 30, 2021

	Governmental Activities - Internal Service Funds
Operating revenues:	
Charges for services	\$ 9,646,222
Other	70,420
Total operating revenues	9,716,642
Operating expenses:	
Purchased services	827,336
Materials and supplies	68,037
Claims	8,851,820
Total operating expenses	9,747,193
Operating loss/change in net position	(30,551)
Net position at beginning of year	8,866,873
Net position at end of year	\$ 8,836,322

SEE ACCOMPANYING NOTES TO THE BASIC FINANCIAL STATEMENTS

**WARREN CITY SCHOOL DISTRICT
TRUMBULL COUNTY, OHIO**

STATEMENT OF CASH FLOWS
PROPRIETARY FUNDS
FOR THE FISCAL YEAR ENDED JUNE 30, 2021

	Governmental Activities - Internal Service Funds
Cash flows from operating activities:	
Cash received from charges for services	\$ 9,646,222
Cash received from other operations	70,409
Cash payments for purchased services	(827,336)
Cash payments for materials and supplies	(68,037)
Cash payments for claims	(8,161,421)
Net cash provided by operating activities	659,837
Net increase in cash and investments	659,837
Cash and investments at beginning of year	9,410,056
Cash and investments at end of year	\$ 10,069,893
Reconciliation of operating loss to net cash provided by operating activities:	
Operating loss	\$ (30,551)
Changes in assets and liabilities:	
Due from other funds	(11)
Claims payable	690,399
Net cash provided by operating activities	\$ 659,837

SEE ACCOMPANYING NOTES TO THE BASIC FINANCIAL STATEMENTS

**WARREN CITY SCHOOL DISTRICT
TRUMBULL COUNTY, OHIO**

NOTES TO THE BASIC FINANCIAL STATEMENTS
FOR THE FISCAL YEAR ENDED JUNE 30, 2021

NOTE 1 - DESCRIPTION OF THE SCHOOL DISTRICT

The Warren City School District (the “District”) is a body politic and corporate established for the purpose of exercising the rights and privileges conveyed to it by the constitution and laws of the State of Ohio. The District is a city school district as defined by Section 3311.03 of the Ohio Revised Code. The District operates under an elected Board of Education (five members) and is responsible for the provision of public education to residents of the District.

The District employs 329 non-certified and 476 certified employees to provide services to approximately 4,264 students and community groups. The District provides regular, vocational and special instruction. The District also provides support services for the pupils, instructional staff, general and school administration, business and fiscal services, facilities acquisitions and construction services, operation and maintenance of plant, student transportation, food services, extracurricular activities and non-programmed services.

NOTE 2 - SUMMARY OF SIGNIFICANT ACCOUNTING POLICIES

The basic financial statements of the District have been prepared in conformity with accounting principles generally accepted in the United States of America (GAAP) as applied to governmental units. The Governmental Accounting Standards Board (GASB) is the accepted standard-setting body for establishing governmental accounting and financial reporting principles. The District’s significant accounting policies are described below.

A. Reporting Entity

The reporting entity has been defined in accordance with GASB Statement No. 14, “The Financial Reporting Entity” as amended by GASB Statement No. 39, “Determining Whether Certain Organizations Are Component Units” and GASB Statement No. 61, “The Financial Reporting Entity: Omnibus an Amendment of GASB Statements No. 14 and No. 34”. The reporting entity is composed of the primary government and component units. The primary government consists of all funds, departments, boards and agencies that are not legally separate from the District. For the District, this includes general operations, food service, and student related activities of the District.

Component units are legally separate organizations for which the District is financially accountable. The District is financially accountable for an organization if the District appoints a voting majority of the organization’s Governing Board and (1) the District is able to significantly influence the programs or services performed or provided by the organization; or (2) the District is legally entitled to or can otherwise access the organization’s resources; or (3) the District is legally obligated or has otherwise assumed the responsibility to finance the deficits of, or provide financial support to, the organization; or (4) the District is obligated for the debt of the organization. Component units may also include organizations that are fiscally dependent on the District in that the District approves the budget, the issuance of debt or the levying of taxes. Certain organizations are also included as component units if the nature and significance of the relationship between the primary government and the organization is such that exclusion by the primary government would render the primary government’s financial statements incomplete or misleading. Based upon the application of these criteria, the District has no component units. The basic financial statements of the reporting entity include only those of the District (the primary government).

The following organizations are described due to their relationship to the District:

JOINTLY GOVERNED ORGANIZATIONS

Trumbull Career and Technical Center

The Trumbull Career and Technical Center is a distinct political subdivision of the State of Ohio operated under the direction of a Board consisting of one representative from each of the 19 participating school districts’ elected boards, which possesses its own budgeting and taxing authority. Financial information can be obtained by contacting the Treasurer at 528 Educational Highway, Warren, Ohio 44483.

**WARREN CITY SCHOOL DISTRICT
TRUMBULL COUNTY, OHIO**

NOTES TO THE BASIC FINANCIAL STATEMENTS
FOR THE FISCAL YEAR ENDED JUNE 30, 2021

NOTE 2 - SUMMARY OF SIGNIFICANT ACCOUNTING POLICIES - (Continued)

Northeast Ohio Management Information Network (NEOMIN)

NEOMIN is a jointly governed organization among thirty school districts in Trumbull and Ashtabula Counties. The jointly governed organization was formed for the purpose of applying modern technology with the aid of computers and other electronic equipment to the administrative and instructional functions among member districts. Each of the districts supports NEOMIN based upon a per pupil charge.

Superintendents of the participating school districts are eligible to be voting members of the Governing Board, which consists of ten members: the Trumbull and Ashtabula County superintendents (permanent members), three superintendents from Ashtabula County school districts, three superintendents from Trumbull County districts, and a treasurer from each county. The District was not represented on the Governing Board during fiscal year 2021. The degree of control exercised by any participating school district is limited to its representation on the Governing Board. A complete set of separate financial statements may be obtained from the Trumbull County Educational Service Center, 6000 Youngstown-Warren Road, Niles, Ohio 44446.

North East Ohio Instructional Media Center (NEOIMC)

NEOIMC is a jointly governed organization among 45 school districts. The jointly governed organization was formed for the purpose of providing quality films and/or other media to support the educational curricula of the member school districts. Each member pays a monthly premium based on use of the media materials.

NEOIMC is governed by an advisory committee made up of a member from a parochial school, a joint vocational school, the county superintendent from each participating county, one city superintendent, and two local superintendents rotating every two years. The degree of control exercised by any participating school district is limited to its representation on the Board. Financial information can be obtained by contacting the Treasurer at the Trumbull County Educational Service Center, 6000 Youngstown-Warren Road, Niles, Ohio 44446.

Region 12 Professional Development Center (RPDC)

The RPDC is a jointly governed organization among the school districts located in Trumbull, Mahoning, and Columbiana Counties. The jointly governed organization was formed for the purpose of establishing an articulated, regional structure for professional development, in which school districts, the business community, higher education and other groups cooperatively plan and implement effective professional development activities that are tied directly to school improvement, and in particular, to improvements in instructional programs.

The RPDC is governed by a board made up of 19 representatives of the participating school districts, the business community, and Youngstown State University whose term rotates every year. The degree of control exercised by any participating school district is limited to its representation on the Board. Financial information can be obtained by contacting the Treasurer at the Trumbull County Educational Service Center, 6000 Youngstown-Warren Road, Niles, Ohio 44446.

B. Fund Accounting

The District uses funds to report its financial position and the results of its operations. A fund is a separate accounting entity with a self-balancing set of accounts. Fund accounting is designed to demonstrate legal compliance and to aid financial management by segregating transactions related to certain school district activities or functions. Funds are classified into three categories: governmental, proprietary and fiduciary. Each category is divided into separate fund types.

**WARREN CITY SCHOOL DISTRICT
TRUMBULL COUNTY, OHIO**

NOTES TO THE BASIC FINANCIAL STATEMENTS
FOR THE FISCAL YEAR ENDED JUNE 30, 2021

NOTE 2 - SUMMARY OF SIGNIFICANT ACCOUNTING POLICIES - (Continued)

GOVERNMENTAL FUNDS

Governmental funds focus on the sources, uses and balances of current financial resources. Expendable assets are assigned to the various governmental funds according to the purposes for which they may or must be used. Current liabilities are assigned to the fund from which they will be paid. The difference between governmental fund assets, deferred outflows and liabilities and deferred inflows is reported as fund balance. The following are the District's major governmental funds:

General fund - The general fund is used to account for and report all financial resources not accounted for and reported in another fund. The general fund balance is available for any purpose provided it is expended or transferred according to the general laws of Ohio.

Elementary and Secondary School Emergency Relief (ESSER) fund - The ESSER fund is used to account for federal emergency relief grants related to the COVID-19 pandemic. Restrictions include, but are not limited to, providing for coordination of preparedness and response efforts, training and professional development for staff, planning and coordination during long-term closure, and purchasing technology for students.

Other governmental funds of the District are used to account for (a) financial resources that are restricted, committed, or assigned to expenditures for capital outlays including the acquisition or construction of capital facilities and other capital assets, (b) specific revenue sources that are restricted or committed to an expenditure for specified purposes other than debt service or capital projects and (c) financial resources that are restricted, committed, or assigned to expenditure for principal and interest.

PROPRIETARY FUNDS

Proprietary funds are used to account for the District's ongoing activities which are similar to those often found in the private sector. The District has no enterprise funds. The following is a description of the District's internal service funds:

Internal service funds - The internal service funds are used to account for the financing of goods or services provided by one department or agency to other departments or agencies of the District, or to other governments, on a cost-reimbursement basis. The internal service funds of the District account for self-insurance, warehouse service and parking programs.

FIDUCIARY FUNDS

Fiduciary fund reporting focuses on net position and changes in net position. The fiduciary fund category is split into four classifications: pension trust funds, investment trust funds, private-purpose trust funds and custodial funds. Trust funds are used to account for assets held by the District under a trust agreement for individuals, private organizations, or other governments and are therefore not available to support the District's own programs. The District has no trust funds. Custodial funds are used to report fiduciary activities that are not required to be reported in a trust fund. The District has no custodial funds.

C. Basis of Presentation and Measurement Focus

Government-wide Financial Statements - The statement of net position and the statement of activities display information about the District as a whole. These statements include the financial activities of the primary government, except for fiduciary funds. Internal service funds operating activities are eliminated to avoid overstatement of revenues and expenses.

**WARREN CITY SCHOOL DISTRICT
TRUMBULL COUNTY, OHIO**

NOTES TO THE BASIC FINANCIAL STATEMENTS
FOR THE FISCAL YEAR ENDED JUNE 30, 2021

NOTE 2 - SUMMARY OF SIGNIFICANT ACCOUNTING POLICIES - (Continued)

The statement of net position presents the financial condition of the governmental activities of the District at fiscal year end. The government-wide statement of activities presents a comparison between direct expenses and program revenues for each function or program of the governmental activities of the District. Direct expenses are those that are specifically associated with a service, program or department and therefore clearly identifiable to a particular function. Program revenues include amounts paid by the recipient of goods or services offered by the program and grants and contributions that are restricted to meeting the operational or capital requirements of a particular program. Revenues not classified as program revenues are presented as general revenues of the District.

The government-wide financial statements are prepared using the economic resources measurement focus. All assets, deferred outflows, liabilities and deferred inflows associated with the operation of the District are included on the statement of net position.

Fund Financial Statements - Fund financial statements report detailed information about the District. The focus of governmental fund financial statements is on major funds rather than reporting funds by type. Each major fund is presented in a separate column, and all nonmajor funds are aggregated into one column. The internal service funds are presented in a single column on the face of the proprietary fund statements. Fiduciary funds are reported by fund type.

All governmental funds are accounted for using a flow of current financial resources measurement focus. With this measurement focus, only current assets and deferred outflows of resources and current liabilities and deferred inflows of resources generally are included on the balance sheet. The statement of revenues, expenditures and changes in fund balances reports on the sources (i.e., revenues and other financing sources) and uses (i.e., expenditures and other financing uses) of current financial resources. This approach differs from the manner in which the governmental activities of the government-wide financial statements are prepared. Governmental fund financial statements therefore include a reconciliation with brief explanations to better identify the relationship between the government-wide statements and the statements for governmental funds.

Like the government-wide statements, the internal service funds are accounted for on a flow of economic resources measurement focus. All assets and deferred outflows of resources and all liabilities and deferred inflows of resources associated with the operation of these funds are included on the statement of fund net position. The statement of changes in fund net position presents increases (i.e., revenues) and decreases (i.e., expenses) in net total position. The statement of cash flows provides information about how the District finances and meets the cash flow needs of its proprietary activity.

Proprietary funds distinguish operating revenues and expenses from nonoperating items. Operating revenues and expenses generally result from providing services and producing and delivering goods in connection with a proprietary fund's principal ongoing operation. The principal operating revenues of the District's internal service funds are charges for services. Operating expenses for internal service funds include the cost of services, administrative expenses and claims expenses. All revenues and expenses not meeting this definition are reported as nonoperating revenues and expenses.

Fiduciary funds present a statement of changes in fiduciary net position which reports additions to and deductions from custodial funds.

D. Basis of Accounting

Basis of accounting determines when transactions are recorded in the financial records and reported on the financial statements. Government-wide financial statements are prepared using the accrual basis of accounting. Governmental funds use the modified accrual basis of accounting. Proprietary and fiduciary funds also use the accrual basis of accounting.

**WARREN CITY SCHOOL DISTRICT
TRUMBULL COUNTY, OHIO**

NOTES TO THE BASIC FINANCIAL STATEMENTS
FOR THE FISCAL YEAR ENDED JUNE 30, 2021

NOTE 2 - SUMMARY OF SIGNIFICANT ACCOUNTING POLICIES - (Continued)

Revenues - Exchange and Nonexchange Transactions - Revenues resulting from exchange transactions, in which each party gives and receives essentially equal value, are recorded on the accrual basis when the exchange takes place. On a modified accrual basis, revenue is recorded in the fiscal year in which the resources are measurable and become available. Available means that the resources will be collected within the current fiscal year or are expected to be collected soon enough thereafter to be used to pay liabilities of the current fiscal year. For the District, available means expected to be received within sixty days of fiscal year end.

Nonexchange transactions, in which the District receives value without directly giving equal value in return, include property taxes, grants, entitlements and donations. On an accrual basis, revenue from property taxes is recognized in the fiscal year for which the taxes are levied (See Note 6). Revenue from grants, entitlements and donations is recognized in the fiscal year in which all eligibility requirements have been satisfied. Eligibility requirements include timing requirements, which specify the year when the resources are required to be used or the fiscal year when use is first permitted, matching requirements, in which the District must provide local resources to be used for a specified purpose, and expenditure requirements, in which the resources are provided to the District on a reimbursement basis. On a modified accrual basis, revenue from nonexchange transactions must also be available before it can be recognized.

Under the modified accrual basis, the following revenue sources are considered to be both measurable and available at fiscal year end: property taxes available as an advance, interest, tuition, grants, student fees and rentals.

Deferred Outflows of Resources and Deferred Inflows of Resources - In addition to assets, the government-wide statement of net position will report a separate section for deferred outflows of resources. Deferred outflows of resources, represents a consumption of net position that applies to a future period and will not be recognized as an outflow of resources (expense/expenditure) until then. See Notes 12 and 13 for deferred outflows of resources related the District's net pension liability and net OPEB liability/asset, respectively. In addition, deferred outflows of resources include a deferred charge on debt refunding. A deferred charge on refunding results from the difference in the carrying value of refunded debt and its reacquisition price. This amount is deferred and amortized over the shorter of the life of the refunded or refunding debt.

In addition to liabilities, both the government-wide statement of net position and the governmental fund financial statements report a separate section for deferred inflows of resources. Deferred inflows of resources represent an acquisition of net position that applies to a future period and will not be recognized as an inflow of resources (revenue) until that time. For the District, deferred inflows of resources include property taxes, accrued interest and unavailable revenue. Property taxes represent amounts for which there is an enforceable legal claim as of June 30, 2021, but which were levied to finance fiscal year 2022 operations. These amounts have been recorded as a deferred inflow of resources on both the government-wide statement of net position and the governmental fund financial statements. Unavailable revenue is reported only on the governmental funds balance sheet, and represents receivables which will not be collected within the available period. For the District unavailable revenue includes, but is not limited to, delinquent property taxes and intergovernmental grants. These amounts are deferred and recognized as an inflow of resources in the period the amounts become available.

See Notes 12 and 13 for deferred inflows of resources related to the District's net pension liability and net OPEB liability/asset, respectively. This deferred inflow of resources is only reported on the government-wide statement of net position.

Expenses/Expenditures - On the accrual basis of accounting, expenses are recognized at the time they are incurred. The entitlement value of donated commodities used during the year is reported in the statement of revenues, expenditures and changes in fund balances as an expenditure with a like amount reported as intergovernmental revenue.

**WARREN CITY SCHOOL DISTRICT
TRUMBULL COUNTY, OHIO**

NOTES TO THE BASIC FINANCIAL STATEMENTS
FOR THE FISCAL YEAR ENDED JUNE 30, 2021

NOTE 2 - SUMMARY OF SIGNIFICANT ACCOUNTING POLICIES - (Continued)

The measurement focus of governmental fund accounting is on decreases in net financial resources (expenditures) rather than expenses. Expenditures are generally recognized in the accounting period in which the related fund liability is incurred, if measurable. Allocations of cost, such as depreciation and amortization, are not recognized in governmental funds.

E. Budgets

The District is required by State statute to adopt an annual appropriated cash basis budget for all funds. The specific timetable for fiscal year 2021 is as follows.

1. Prior to January 15, the Superintendent and Treasurer submit to the Board of Education a proposed operating budget for the fiscal year commencing the following July 1. The budget includes proposed expenditures and the means of financing for all funds. Public hearings are publicized and conducted to obtain taxpayers' comments. The purpose of this budget document is to reflect the need for existing (or increased) tax rates.
2. By no later than January 20, the Board-adopted budget is filed with the Trumbull County Budget Commission for tax rate determination.
3. Prior to April 1, the Board of Education accepts, by formal resolution, the tax rates as determined by the Budget Commission and receives the Commission's certificate of estimated resources which states the projected revenue of each fund. Prior to July 1, the District must revise its budget so that total contemplated expenditures from any fund during the ensuing year will not exceed the amount stated in the certificate of estimated resources. The revised budget then serves as a basis for the appropriation measure. On or about July 1, the certificate of estimated resources is amended to include any unencumbered balances from the preceding year as reported by the District Treasurer. The certificate of estimated resources may be further amended during the year if projected increases or decreases in revenue are identified by the District Treasurer. The amounts reported as the final budgeted amount in the budgetary statement reflect the amounts set forth in the final amended certificate of estimated resources issued for fiscal year 2021.
4. By July 1, the annual appropriation resolution is legally enacted by the Board of Education at the fund level of expenditures, which is the legal level of budgetary control. (State statute permits a temporary appropriation to be effective until no later than October 1 of each year.)

Appropriations by fund must be within the estimated resources as certified by the County Budget Commission and the total of expenditures and encumbrances may not exceed appropriations totals.

5. Any revisions that alter the total of any fund appropriation must be approved by the Board of Education.
6. Formal budgetary integration is employed as a management control device during the year for all funds consistent with statutory provisions.
7. Appropriation amounts are as originally adopted, or as amended by the Board of Education throughout the year by supplemental appropriations, which either reallocated or increased the original appropriated amounts. All supplemental appropriations were legally enacted. The final budget figures, which appear in the statement of budgetary comparisons, represent the permanent appropriation amounts plus all supplemental appropriations legally enacted during the year.
8. At the close of each year, the unencumbered balance of each appropriation reverts to the respective fund from which it was appropriated and becomes subject to future appropriations. The encumbered appropriation balance is carried forward to the succeeding fiscal year and need not be re-appropriated.

**WARREN CITY SCHOOL DISTRICT
TRUMBULL COUNTY, OHIO**

NOTES TO THE BASIC FINANCIAL STATEMENTS
FOR THE FISCAL YEAR ENDED JUNE 30, 2021

NOTE 2 - SUMMARY OF SIGNIFICANT ACCOUNTING POLICIES - (Continued)

F. Cash and Investments

To improve cash management, cash received by the District is pooled. Monies for all funds, including proprietary funds, are maintained in this pool. Individual fund integrity is maintained through the District's records. Each fund's interest in the pool is presented as "equity in pooled cash and investments" on the basic financial statements.

During fiscal year 2021, investments were limited to federal agency securities, U.S. Treasury notes, U.S. government money market mutual funds and negotiable CDs. Investments are reported at fair value, which is based on quoted market prices.

Following Ohio statutes, the Board of Education has, by resolution, specified the funds to receive an allocation of interest earnings. Interest revenues credited to the general fund during fiscal year 2021 amounted to \$107,884, which includes \$36,040 assigned from other District funds.

For presentation on the financial statements, investments of the cash management pool and investments with original maturities of three months or less at the time they are purchased by the District are reported as "equity in pooled cash and investments." Investments with an original maturity of more than three months that are not made from the pool are reported as "investments."

An analysis of the District's investments at year end is provided in Note 4.

G. Inventory

On government-wide and fund financial statements, purchased inventories are presented at the lower of cost or market and donated commodities are presented at their entitlement value. Inventories are reported on a first-in, first-out basis and are expended when used. Inventories are accounted for using the purchase method on the governmental fund financial statements, and the consumption method on the government-wide financial statements.

H. Capital Assets

General capital assets generally result from expenditures in the governmental funds. These assets are reported in the governmental activities column of the government-wide statement of net position but are not reported in the fund financial statements.

All capital assets are capitalized at cost (or estimated historical cost) and updated for additions and retirements during the year. Donated capital assets are recorded at their acquisition cost as of the date received. The District maintains a capitalization threshold of \$5,000. The District does not possess any infrastructure. Improvements are capitalized; the costs of normal maintenance and repairs that do not add to the value of the asset or materially extend an asset's life are not.

**WARREN CITY SCHOOL DISTRICT
TRUMBULL COUNTY, OHIO**

NOTES TO THE BASIC FINANCIAL STATEMENTS
FOR THE FISCAL YEAR ENDED JUNE 30, 2021

NOTE 2 - SUMMARY OF SIGNIFICANT ACCOUNTING POLICIES - (Continued)

All reported capital assets, except land and construction in progress, are depreciated. Improvements are depreciated over the remaining useful lives of the related capital assets. Depreciation is computed using the straight-line method over the following useful lives:

<u>Description</u>	<u>Governmental Activities Estimated Lives</u>
Land improvements	20 - 50 years
Buildings and improvements	20 - 50 years
Furniture and equipment	5 - 20 years
Vehicles	8 years

I. Interfund Balances

Interfund loans that are used to cover negative cash balances or are due to another fund for services provided are classified as “due to/from other funds”. These amounts are eliminated in the governmental activities columns of the statement of net position.

J. Compensated Absences

Compensated absences of the District consist of vacation leave and sick leave to the extent that payments to the employee for these absences are attributable to services already rendered and are not contingent on a specific event that is outside the control of the District and the employee.

In accordance with the provisions of GASB Statement No. 16, “Accounting for Compensated Absences”, a liability for vacation leave is accrued if a) the employees' rights to payment are attributable to services already rendered; and b) it is probable that the employer will compensate the employees for the benefits through paid time off or other means, such as cash payment at termination or retirement. An accrual for earned sick leave is made to the extent that it is probable that the benefits will result in termination (severance) payments. A liability for sick leave is accrued using the vesting method; i.e., the liability is based on the sick leave accumulated at June 30, 2021, by those employees who are currently eligible to receive termination (severance) payments, as well as those employees expected to become eligible in the future.

For purposes of establishing a liability for sick leave on employees expected to become eligible to retire in the future, all employees with at least ten years of service were considered expected to become eligible to retire in accordance with GASB Statement No. 16.

The total liability for vacation and sick leave has been calculated using pay rates in effect at June 30, 2021 and reduced to the maximum payment allowed by labor contract and/or statute, plus any applicable additional salary related payments.

The entire compensated absence liability is reported on the government-wide financial statements.

For governmental fund financial statements, compensated absences are recognized as liabilities and expenditures as payments come due each period upon the occurrence of employee resignations and retirements.

K. Accrued Liabilities and Long-Term Obligations

All payables, accrued liabilities and long-term obligations are reported in the government-wide financial statements, and all payables, accrued liabilities and long-term obligations payable from the internal service funds are reported on the proprietary fund financial statements.

**WARREN CITY SCHOOL DISTRICT
TRUMBULL COUNTY, OHIO**

NOTES TO THE BASIC FINANCIAL STATEMENTS
FOR THE FISCAL YEAR ENDED JUNE 30, 2021

NOTE 2 - SUMMARY OF SIGNIFICANT ACCOUNTING POLICIES - (Continued)

In general, governmental fund payables and accrued liabilities that, once incurred, are paid in a timely manner and in full from current financial resources, are reported as obligations of the funds. However, claims and judgments and compensated absences that will be paid from governmental funds are reported as a liability in the fund financial statements only to the extent that they are due for payment during the current year. Bonds, leases and notes are recognized as a liability on the fund financial statements when due. Net pension/OPEB liability should be recognized in the governmental funds to the extent that benefit payments are due and payable and the pension/OPEB plan's fiduciary net position is not sufficient for payment of those benefits.

L. Fund Balance

Fund balance is divided into five classifications based primarily on the extent to which the District is bound to observe constraints imposed upon the use of the resources in the governmental funds. The classifications are as follows:

Nonspendable - The nonspendable fund balance classification includes amounts that cannot be spent because they are not in spendable form or legally required to be maintained intact. The "not in spendable form" criterion includes items that are not expected to be converted to cash.

Restricted - Fund balance is reported as restricted when constraints are placed on the use of resources that are either externally imposed by creditors (such as through debt covenants), grantors, contributors, or laws or regulations of other governments, or imposed by law through constitutional provisions or enabling legislation.

Committed - The committed fund balance classification includes amounts that can be used only for the specific purposes imposed by a formal action (resolution) of the District Board of Education (the highest level of decision making authority). Those committed amounts cannot be used for any other purpose unless the District Board of Education removes or changes the specified use by taking the same type of action (resolution) it employed to previously commit those amounts. Committed fund balance also incorporates contractual obligations to the extent that existing resources in the fund have been specifically committed for use in satisfying those contractual requirements.

Assigned - Amounts in the assigned fund balance classification are intended to be used by the District for specific purposes but do not meet the criteria to be classified as restricted nor committed. In governmental funds other than the general fund, assigned fund balance represents the remaining amount that is not restricted or committed. In the general fund, assigned amounts represent intended uses established by policies of the District Board of Education, which includes giving the Treasurer the authority to constrain monies for intended purposes.

Unassigned - Unassigned fund balance is the residual classification for the general fund and includes all spendable amounts not contained in the other classifications. In other governmental funds, the unassigned classification is only used to report a deficit fund balance resulting from overspending for specific purposes for which amounts had been restricted, committed, or assigned.

The District applies restricted resources first when expenditures are incurred for purposes for which restricted and unrestricted (committed, assigned, and unassigned) fund balance is available. Similarly, within unrestricted fund balance, committed amounts are reduced first followed by assigned, and then unassigned amounts when expenditures are incurred for purposes for which amounts in any of the unrestricted fund balance classifications could be used.

**WARREN CITY SCHOOL DISTRICT
TRUMBULL COUNTY, OHIO**

NOTES TO THE BASIC FINANCIAL STATEMENTS
FOR THE FISCAL YEAR ENDED JUNE 30, 2021

NOTE 2 - SUMMARY OF SIGNIFICANT ACCOUNTING POLICIES - (Continued)

M. Estimates

The preparation of the basic financial statements in conformity with GAAP requires management to make estimates and assumptions that affect the amounts reported in the basic financial statements and accompanying notes. Actual results may differ from those estimates.

N. Net Position

Net position represents the difference between assets and deferred outflows and liabilities and deferred inflows. The net position component “net investment in capital assets,” consists of capital assets, net of accumulated depreciation, reduced by the outstanding balances of any borrowing used for the acquisition, construction or improvement of those assets. Deferred outflows of resources and deferred inflows of resources that are attributable to the acquisition, construction or improvement of those assets or related debt also should be included in this component of net position. Net position is reported as restricted when there are limitations imposed on its use either through the enabling legislation adopted by the District or through external restrictions imposed by creditors, grantors or laws or regulations of other governments. The amount restricted for other purposes represents amounts restricted for other grants and a special trust fund.

The District applies restricted resources first when an expense is incurred for purposes for which both restricted and unrestricted net position is available.

O. Bond Premium and Discount/Deferred Charge on Refunding

On the government-wide financial statements, bond premiums are deferred and amortized over the term of the bonds using the straight-line method, which approximates the effective interest method. Bond premiums are presented as an addition to the face amount of the bonds.

For bond refundings resulting in the defeasance of the debt reported in the government-wide financial statements, the difference between the reacquisition price and the net carrying amount of the old debt is deferred and amortized as a component of interest expense. This accounting gain or loss is amortized over the remaining life of the old debt or the life of the new debt, whichever is shorter, and is presented as a deferred outflow on the government-wide financial statements.

On the governmental fund financial statements, bond premiums and discounts are recognized in the current period. A reconciliation between the bonds face value and the amount reported on the statement of net position is presented in Note 9.A.

P. Interfund Activity

Exchange transactions between funds are reported as revenues in the seller funds and as expenditures/expenses in the purchaser funds. Flows of cash or goods from one fund to another without a requirement for repayment are reported as interfund transfers. Interfund transfers are reported as other financing sources/uses in governmental funds and after nonoperating revenues/expenses in proprietary funds. Repayments from funds responsible for particular expenditures/expenses to the funds that initially paid for them are not presented on the financial statements.

**WARREN CITY SCHOOL DISTRICT
TRUMBULL COUNTY, OHIO**

NOTES TO THE BASIC FINANCIAL STATEMENTS
FOR THE FISCAL YEAR ENDED JUNE 30, 2021

NOTE 2 - SUMMARY OF SIGNIFICANT ACCOUNTING POLICIES - (Continued)

Q. Pensions/Other Postemployment Benefits (OPEB)

For purposes of measuring the net pension/OPEB liability, net OPEB asset, deferred outflows of resources and deferred inflows of resources related pensions/OPEB, and pension/OPEB expense, information about the fiduciary net position of the pension/OPEB plans and additions to/deductions from their fiduciary net position have been determined on the same basis as they are reported by the pension/OPEB plan. For this purpose, benefit payments (including refunds of employee contributions) are recognized when due and payable in accordance with the benefit terms. The pension/OPEB plans report investments at fair value.

R. Extraordinary and Special Items

Extraordinary items are transactions or events that are both unusual in nature and infrequent in occurrence. Special items are transactions or events that are within the control of the Board of Education and that are either unusual in nature or infrequent in occurrence. During fiscal year 2021, the District had no extraordinary or special items.

S. Fair Value

The District categorizes its fair value measurements within the fair value hierarchy established by generally accepted accounting principles. The hierarchy is based on the valuation inputs used to measure the fair value of the asset. Level 1 inputs are quoted prices in active markets for identical assets; Level 2 inputs are significant other observable inputs; Level 3 inputs are significant unobservable inputs.

T. Prepayments

Certain payments to vendors reflect the costs applicable to future accounting periods and are recorded as prepaid items in both government-wide and fund financial statements. These items are reported as assets on the statement of net position and balance sheet using the consumption method. A current asset for the prepaid amounts is recorded at the time of the purchase and the expenditure/expense is reported in the year in which services are consumed.

NOTE 3 - ACCOUNTABILITY AND COMPLIANCE

A. Change in Accounting Principles

For fiscal year 2021, the District has applied GASB Statement No. 95, "Postponement of the Effective Dates of Certain Authoritative Guidance." GASB Statement No. 95 provides temporary relief to governments and other stakeholders in light of the COVID-19 pandemic. This objective is accomplished by postponing the effective dates of certain provisions in Statements and Implementation Guides that first became effective or are scheduled to become effective for periods beginning after June 15, 2018, and later.

Certain provisions contained in the following pronouncements were scheduled to be implemented for the fiscal year ended June 30, 2021. Due to the implementation of GASB Statement No. 95, the effective dates of certain provisions contained in these pronouncements are postponed until the fiscal year ended June 30, 2022:

- Statement No. 87, *Leases*
- Implementation Guide No. 2019-3, *Leases*
- Statement No. 89, *Accounting for Interest Cost Incurred before the End of a Construction Period*
- Statement No. 92, *Omnibus 2020*
- Statement No. 93, *Replacement of Interbank Offered Rates*

**WARREN CITY SCHOOL DISTRICT
TRUMBULL COUNTY, OHIO**

NOTES TO THE BASIC FINANCIAL STATEMENTS
FOR THE FISCAL YEAR ENDED JUNE 30, 2021

NOTE 3 - ACCOUNTABILITY AND COMPLIANCE - (Continued)

B. Deficit Fund Balances

Fund balances at June 30, 2021 included the following individual fund deficits:

<u>Nonmajor funds</u>	<u>Deficit</u>
Public school preschool	\$ 153,645
21st century learning centers	9,557
Coronavirus relief	370
Title VI-B	177,049
Title I	611,959
Student support and academic enrichment	2,721
Supporting effective instruction	65,846
Miscellaneous federal grants	23,779

The general fund is liable for any deficit in these funds and provides transfers when cash is required, not when accruals occur. The deficit fund balances resulted from adjustments for accrued liabilities.

NOTE 4 - DEPOSITS AND INVESTMENTS

State statutes classify monies held by the District into three categories.

Active deposits are public deposits necessary to meet current demands on the treasury. Such monies must be maintained either as cash in the District treasury, in commercial accounts payable or withdrawable on demand, including negotiable order of withdrawal (NOW) accounts, or in money market deposit accounts.

Inactive deposits are public deposits that the Board of Education has identified as not required for use within the current five-year period of designation of depositories. Inactive deposits must either be evidenced by certificates of deposit maturing not later than the end of the current period of designation of depositories, or by savings or deposit accounts including, but not limited to, passbook accounts.

Interim deposits are deposits of interim monies. Interim monies are those monies which are not needed for immediate use, but which will be needed before the end of the current period of designation of depositories.

Interim deposits must be evidenced by time certificates of deposit maturing not more than one year from the date of deposit or by savings or deposit accounts including passbook accounts.

Interim monies may be deposited or invested in the following securities:

1. United States Treasury Notes, Bills, Bonds, or any other obligation or security issued by the United States Treasury or any other obligation guaranteed as to principal and interest by the United States;
2. Bonds, notes, debentures, or any other obligations or securities issued by any federal government agency or instrumentality, including, but not limited to, the Federal National Mortgage Association, Federal Home Loan Bank, Federal Farm Credit Bank, Federal Home Loan Mortgage Corporation, and Government National Mortgage Association. All federal agency securities shall be direct issuances of federal government agencies or instrumentalities;
3. Written repurchase agreements in the securities listed above provided that the market value of the securities subject to the repurchase agreement must exceed the principal value of the agreement by at least two percent and be marked to market daily, and that the term of the agreement must not exceed thirty days;

**WARREN CITY SCHOOL DISTRICT
TRUMBULL COUNTY, OHIO**

NOTES TO THE BASIC FINANCIAL STATEMENTS
FOR THE FISCAL YEAR ENDED JUNE 30, 2021

NOTE 4 - DEPOSITS AND INVESTMENTS - (Continued)

4. Bonds and other obligations of the State of Ohio, and with certain limitations including a requirement for maturity within ten years from the date of settlement, bonds and other obligations of political subdivisions of the State of Ohio, if training requirements have been met;
5. Time certificates of deposit or savings or deposit accounts including, but not limited to, passbook accounts;
6. No-load money market mutual funds consisting exclusively of obligations described in division (1) or (2) and repurchase agreements secured by such obligations, provided that investments in securities described in this division are made on through eligible institutions;
7. The State Treasurer's investment pool, the State Treasury Asset Reserve of Ohio (STAR Ohio); and
8. Certain banker's acceptance and commercial paper notes for a period not to exceed one hundred eighty days and two hundred seventy days, respectively, from the purchase date in an amount not to exceed forty percent of the interim monies available for investment at any one time if training requirements have been met.

Investments in stripped principal or interest obligations, reverse repurchase agreements and derivatives are prohibited. The issuance of taxable notes for the purpose of arbitrage, the use of leverage and short selling are also prohibited. Except as noted above, an investment must mature within five years from the date of purchase unless matched to a specific obligation or debt of the District, and must be purchased with the expectation that it will be held to maturity. Investments may only be made through specified dealers and institutions. Payment for investments may be made only upon delivery of the securities representing the investments to the Treasurer or, if the securities are not represented by a certificate, upon receipt of confirmation of transfer from the custodian.

Protection of the deposits is provided by the Federal Deposit Insurance Corporation (FDIC), by eligible securities pledged by the financial institution as security for repayment, or by the financial institutions participation in the Ohio Pooled Collateral System (OPCS), a collateral pool of eligible securities deposited with a qualified trustee and pledged to the Treasurer of State to secure the repayment of all public monies deposited in the financial institution.

A. Cash on Hand

At fiscal year end, the District had \$4,470 in undeposited cash on hand which is included on the financial statements of the District as part of "equity in pooled cash and investments".

B. Deposits with Financial Institutions

At June 30, 2021, the carrying amount of all District deposits was \$43,851,827. Based on the criteria described in GASB Statement No. 40, "Deposits and Investment Risk Disclosures", as of June 30, 2021, \$43,266,017 of the District's bank balance of \$43,908,593 was exposed to custodial risk as discussed below, while \$642,576 was covered by the FDIC.

**WARREN CITY SCHOOL DISTRICT
TRUMBULL COUNTY, OHIO**

NOTES TO THE BASIC FINANCIAL STATEMENTS
FOR THE FISCAL YEAR ENDED JUNE 30, 2021

NOTE 4 - DEPOSITS AND INVESTMENTS - (Continued)

Custodial credit risk is the risk that, in the event of bank failure, the District will not be able to recover deposits or collateral securities that are in the possession of an outside party. The District has no deposit policy for custodial credit risk beyond the requirements of State statute. Ohio law requires that deposits either be insured or protected by (1) eligible securities pledged to the District and deposited with a qualified trustee by the financial institution as security for repayment whose fair value at all times shall be at least 105 percent of the deposits being secured, or (2) participation in the Ohio Pooled Collateral System (OPCS), a collateral pool of eligible securities deposited with a qualified trustee and pledged to the Treasurer of State to secure the repayment of all public monies deposited in the financial institution. OPCS requires the total fair value of the securities pledged to be 102 percent of the deposits being secured or a rate set by the Treasurer of State. For fiscal year 2021, the District's financial institutions were approved for a reduced collateral rate through the OPCS. Although all statutory requirements for the deposit of money had been followed, noncompliance with Federal requirements could potentially subject the District to a successful claim by the FDIC.

C. Investments

As of June 30, 2021, the District had the following investments and maturities:

Measurement/ Investment type	Measurement value	Investment maturities				
		6 months or less	7 to 12 months	13 to 18 months	19 to 24 months	Greater than 24 months
Fair value:						
FHLB	\$ 10,182,020	\$ -	\$ -	\$ -	\$ -	\$ 10,182,020
FHLMC	7,055,969	420,508	-	-	-	6,635,461
FNMA	370,381	370,381	-	-	-	-
U.S. Treasury notes	3,186,585	-	-	-	-	3,186,585
Negotiable CD's	3,708,644	-	-	-	-	3,708,644
U.S. Government money market	3,040,260	3,040,260	-	-	-	-
	<u>\$ 27,543,859</u>	<u>\$ 3,831,149</u>	<u>\$ -</u>	<u>\$ -</u>	<u>\$ -</u>	<u>\$ 23,712,710</u>

The weighted average maturity of investments is 3.12 years.

The District's investments in U.S. Government money market mutual funds are valued using quoted market prices in active markets (Level 1 inputs). The District's investments in federal agency securities, negotiable CD's and U.S. Treasury notes are valued using quoted prices in markets that are not considered to be active, dealer quotations or alternative pricing sources for similar assets or liabilities for which all significant inputs are observable, either directly or indirectly (Level 2 inputs).

Interest Rate Risk: As a means of limiting its exposure to fair value losses arising from rising interest rates and according to State law, the District's investment policy limits investment portfolio maturities to five years or less.

Credit Risk: U.S. Government money market mutual funds carry a rating of AAAM by Standard & Poor's. The District's investments in federal agency securities and U.S. Treasury notes were rated AA+ and Aaa by Standard & Poor's and Moody's Investor Services, respectively. The District's investments in negotiable CDs are not rated as they are fully insured by the FDIC.

**WARREN CITY SCHOOL DISTRICT
TRUMBULL COUNTY, OHIO**

NOTES TO THE BASIC FINANCIAL STATEMENTS
FOR THE FISCAL YEAR ENDED JUNE 30, 2021

NOTE 4 - DEPOSITS AND INVESTMENTS - (Continued)

Custodial Credit Risk: For an investment, custodial credit risk is the risk that, in the event of the failure of the counterparty, the District will not be able to recover the value of its investments or collateral securities that are in the possession of an outside party. The federal agency securities and U.S. Treasury notes are exposed to custodial credit risk in that they are uninsured, unregistered and held by the counterparty's trust department or agent but not in the District's name. The District's investments in negotiable CDs are insured by the FDIC. The District has no investment policy dealing with investment custodial risk beyond the requirement in State statute that prohibits payment for investments prior to the delivery of the securities representing such investments to the Treasurer or qualified trustee.

Concentration of Credit Risk: The District places no limit on the amount that may be invested in any one issuer. The following table includes the percentage of each investment type held by the District at June 30, 2021:

<u>Measurement/ Investment type</u>	<u>Measurement value</u>	<u>% of Total</u>
Fair value:		
FHLB	\$ 10,182,020	36.97
FHLMC	7,055,969	25.62
FNMA	370,381	1.34
U.S. Treasury notes	3,186,585	11.57
Negotiable CD's	3,708,644	13.46
U.S. Government money market	<u>3,040,260</u>	<u>11.04</u>
	<u>\$ 27,543,859</u>	<u>100.00</u>

D. Reconciliation of Cash and Investments to the Statement of Net Position

The following is a reconciliation of cash and investments as reported in the note above to cash and investments as reported on the statement of net position as of June 30, 2021:

Cash and investments per note

Carrying amount of deposits	\$ 43,851,827
Investments	27,543,859
Cash on hand	<u>4,470</u>
Total	<u>\$ 71,400,156</u>

Cash and investments per statement of net position

Governmental activities	<u>\$ 71,400,156</u>
-------------------------	----------------------

**WARREN CITY SCHOOL DISTRICT
TRUMBULL COUNTY, OHIO**

NOTES TO THE BASIC FINANCIAL STATEMENTS
FOR THE FISCAL YEAR ENDED JUNE 30, 2021

NOTE 5 - INTERFUND TRANSACTIONS

- A. Interfund balances consisted of the following due to/from other funds at June 30, 2021, as reported on the fund statements:

<u>Due to the general fund from:</u>	<u>Amount</u>
ESSER fund	\$ 8,184,764
Nonmajor governmental funds	<u>1,078,389</u>
Total due to general fund	<u>9,263,153</u>
 <u>Due to internal service funds from:</u>	
General fund	6
Nonmajor governmental funds	<u>5</u>
Total due to internal service funds	<u>11</u>
 Total	 <u>\$ 9,263,164</u>

The primary purpose of the interfund loans due to the general fund is to cover negative cash balances in the ESSER fund and the following nonmajor governmental funds: the Public School Preschool fund, the 21st Century Learning Centers fund, the Coronavirus Relief fund, the Title IV-B fund, the Title I fund, the IDEA Handicapped Preschool fund, the Supporting Effective Instruction fund and the Miscellaneous Federal Grants fund. These negative cash balances are allowable under Ohio Revised Code Section 3315.20. The interfund balance will be repaid once the anticipated revenues are received. There are also amounts due to the general fund and internal service funds for services provided on account.

Amounts due to/from other funds between governmental funds are eliminated on the government-wide financial statements.

- B. Interfund transfers for the year ended June 30, 2021, consisted of the following, as reported on the fund financial statements:

<u>Transfers from general fund to:</u>	<u>Amount</u>
Nonmajor governmental funds	\$ 5,109,780

Transfers are used to move revenues from the fund that statute or budget required to collect them to the fund that statute or budget requires to expend them and to use unrestricted revenues collected in the general fund to finance various programs accounted for in other funds in accordance with budgetary authorizations.

All transfers made in fiscal year 2021 were in accordance with Ohio Revised Code Sections 5705.14, 5705.15 and 5705.16. Transfers between governmental funds are eliminated for reporting on the government-wide financial statements.

NOTE 6 - PROPERTY TAXES

Property taxes are levied and assessed on a calendar year basis while the District fiscal year runs from July through June. First half tax collections are received by the District in the second half of the fiscal year. Second half tax distributions occur in the first half of the following fiscal year.

**WARREN CITY SCHOOL DISTRICT
TRUMBULL COUNTY, OHIO**

NOTES TO THE BASIC FINANCIAL STATEMENTS
FOR THE FISCAL YEAR ENDED JUNE 30, 2021

NOTE 6 - PROPERTY TAXES - (Continued)

Property taxes include amounts levied against all real property and public utility property. Real property tax revenues received in calendar year 2021 represent the collection of calendar year 2020 taxes. Real property taxes received in calendar year 2021 were levied after April 1, 2020, on the assessed values as of January 1, 2019, the lien date. Assessed values for real property taxes are established by State statute at 35 percent of appraised market value. Real property taxes are payable annually or semiannually. If paid annually, payment is due December 31; if paid semiannually, the first payment is due December 31, with the remainder payable by June 20. Under certain circumstances, State statute permits alternate payment dates to be established. Public utility property tax revenues received in calendar year 2021 represent the collection of calendar year 2020 taxes. Public utility real and personal property taxes received in calendar year 2021 became a lien on December 31, 2019, were levied after April 1, 2020, and are collected with real property taxes. Public utility real property is assessed at 35 percent of true value; public utility tangible personal property is currently assessed at varying percentages of true value.

The District receives property taxes from Trumbull County. The County Auditor periodically advances to the District its portion of the taxes collected. Second-half real property tax payments collected by the County by June 30, 2021, are available to finance fiscal year 2021 operations. The amount available for advance at June 30, 2021 was \$135,065 in the general fund, \$15,908 in the debt service fund, a nonmajor governmental fund, \$1,297 in the permanent improvement fund, a nonmajor governmental fund, and \$1,297 in the classroom facilities maintenance fund, a nonmajor governmental fund. This amount is recorded as revenue. The amount available for advance at June 30, 2020 was \$81,948 in the general fund, \$10,615 in the debt service fund, a nonmajor governmental fund, \$806 in the permanent improvement fund, a nonmajor governmental fund, and \$806 in the classroom facilities maintenance fund, a nonmajor governmental fund. The amount of second-half real property taxes available for advance at fiscal year-end can vary based on the date the tax bills are sent.

Accrued property taxes receivable includes real property, public utility property and delinquent tangible personal property taxes which are measurable as of June 30, 2021 and for which there is an enforceable legal claim. Although total property tax collections for the next fiscal year are measurable, only the amount of real property taxes available as an advance at June 30 was levied to finance current fiscal year operations and is reported as revenue at fiscal year-end. The portion of the receivable not levied to finance current fiscal year operations is offset by a credit to deferred inflows.

On the accrual basis of accounting, collectible delinquent property taxes have been recorded as a receivable and revenue, while on a modified accrual basis of accounting the revenue has been reported as a deferred inflow.

The assessed values upon which the fiscal year 2021 taxes were collected are:

	2020 Second Half Collections		2021 First Half Collections	
	<u>Amount</u>	<u>Percent</u>	<u>Amount</u>	<u>Percent</u>
Agricultural/residential and other real estate	\$ 259,423,290	89.47	\$ 274,497,690	88.85
Public utility personal	<u>30,537,340</u>	<u>10.53</u>	<u>34,452,320</u>	<u>11.15</u>
Total	<u>\$ 289,960,630</u>	<u>100.00</u>	<u>\$ 308,950,010</u>	<u>100.00</u>
Tax rate per \$1,000 of assessed valuation	\$ 65.80		\$ 65.05	

**WARREN CITY SCHOOL DISTRICT
TRUMBULL COUNTY, OHIO**

NOTES TO THE BASIC FINANCIAL STATEMENTS
FOR THE FISCAL YEAR ENDED JUNE 30, 2021

NOTE 7 - RECEIVABLES

Receivables at June 30, 2021 consisted of property taxes, accounts, accrued interest and intergovernmental grants and entitlements. All receivables are considered collectible in full due to the ability to foreclose for the nonpayment of taxes, the stable condition of State programs and the current year guarantee of Federal funds. A summary of the principal items of receivables reported on the statement of net position follows:

Governmental activities:

Property taxes	\$ 20,844,076
Accounts	6,851
Intergovernmental	11,814,375
Accrued interest	<u>56,129</u>
Total	<u>\$ 32,721,431</u>

Receivables have been disaggregated on the face of the financial statements. All receivables are expected to be collected within the subsequent year.

NOTE 8 - CAPITAL ASSETS

Capital asset activity for the fiscal year ended June 30, 2021, was as follows:

	<u>Balance 6/30/20</u>	<u>Additions</u>	<u>Deductions</u>	<u>Balance 6/30/21</u>
Governmental activities:				
<i>Capital assets, not being depreciated:</i>				
Land	\$ 7,961,988	\$ -	\$ -	\$ 7,961,988
Construction in progress	<u>743,629</u>	<u>1,776,603</u>	<u>(797,088)</u>	<u>1,723,144</u>
Total capital assets, not being depreciated	<u>8,705,617</u>	<u>1,776,603</u>	<u>(797,088)</u>	<u>9,685,132</u>
<i>Capital assets, being depreciated:</i>				
Land improvements	2,130,784	490,201	-	2,620,985
Buildings and improvements	136,357,203	321,287	-	136,678,490
Furniture and equipment	4,831,708	190,536	(432,176)	4,590,068
Vehicles	<u>3,039,804</u>	<u>238,712</u>	<u>(16,533)</u>	<u>3,261,983</u>
Total capital assets, being depreciated	<u>146,359,499</u>	<u>1,240,736</u>	<u>(448,709)</u>	<u>147,151,526</u>
<i>Less: accumulated depreciation:</i>				
Land improvements	(665,466)	(140,343)	-	(805,809)
Buildings and improvements	(30,990,390)	(2,739,417)	-	(33,729,807)
Furniture and equipment	(3,252,120)	(281,740)	432,176	(3,101,684)
Vehicles	<u>(2,022,898)</u>	<u>(200,321)</u>	<u>11,711</u>	<u>(2,211,508)</u>
Total accumulated depreciation	<u>(36,930,874)</u>	<u>(3,361,821)</u>	<u>443,887</u>	<u>(39,848,808)</u>
Governmental activities capital assets, net	<u>\$ 118,134,242</u>	<u>\$ (344,482)</u>	<u>\$ (801,910)</u>	<u>\$ 116,987,850</u>

**WARREN CITY SCHOOL DISTRICT
TRUMBULL COUNTY, OHIO**

NOTES TO THE BASIC FINANCIAL STATEMENTS
FOR THE FISCAL YEAR ENDED JUNE 30, 2021

NOTE 8 - CAPITAL ASSETS - (Continued)

Depreciation expense was charged to governmental functions as follows:

Instruction:

Regular	\$ 1,091,203
Special	539,547
Vocational	14,810
Other	2,062

Support services:

Pupil	234,725
Instructional staff	176,834
Administration	277,306
Fiscal	26,307
Business	16,833
Operations and maintenance	423,816
Pupil transportation	219,871
Central	49,813
Food service operations	129,631
Non-instructional	9,398
Extracurricular activities	149,665
Total depreciation expense	<u>\$ 3,361,821</u>

THIS SPACE INTENTIONALLY LEFT BLANK

**WARREN CITY SCHOOL DISTRICT
TRUMBULL COUNTY, OHIO**

NOTES TO THE BASIC FINANCIAL STATEMENTS
FOR THE FISCAL YEAR ENDED JUNE 30, 2021

NOTE 9 - LONG-TERM OBLIGATIONS

A. The District's long-term obligations during the year consist of the following:

	Balance 6/30/20	Additions	Deductions	Balance 6/30/21	Amounts Due in One Year
Governmental activities:					
<u>General obligation bonds:</u>					
2019 refunding bonds					
Current interest bonds	\$ 8,930,000	\$ -	\$ -	\$ 8,930,000	\$ -
2020 refunding bonds					
Current interest bonds	12,905,000	-	(1,335,000)	11,570,000	1,350,000
2020 school imp. bonds					
Current interest bonds	2,630,000	-	-	2,630,000	65,000
Capital appreciation bonds	41,999	-	(41,999)	-	-
Accreted interest	5,168	7,833	(13,001)	-	-
Total general obligation bonds	24,512,167	7,833	(1,390,000)	23,130,000	1,415,000
<u>Other long-term obligations:</u>					
Tax anticipation notes	449,000	-	(71,000)	378,000	72,000
Net pension liability	74,108,053	5,266,431	-	79,374,484	-
Net OPEB liability	8,032,693	-	(1,440,802)	6,591,891	-
Compensated absences	3,315,708	823,750	(622,426)	3,517,032	627,441
Total governmental activities long-term liabilities	\$ 110,417,621	\$ 6,098,014	\$ (3,524,228)	112,991,407	\$ 2,114,441
Add: unamortized premium on bond issue				2,120,413	
Total on statement of net position				\$ 115,111,820	

Compensated absences: Compensated absences will be paid from the fund from which the employee's salaries are paid, which for the District, is primarily the general fund.

Net pension liability: See Note 12 for information on the District's net pension liability. The District pays obligations related to employee compensation from the fund benefitting from their service, which, for the District, is primarily the general fund.

Net OPEB liability: See Note 13 for information on the District's net OPEB liability. The District pays obligations related to employee compensation from the fund benefitting from their service, which, for the District, is primarily the general fund.

B. On October 31, 2019, the District issued general obligation bonds (series 2019 refunding bonds) to refund a portion of the series 2012 general obligation bonds. The issuance proceeds of \$9,796,712 and a \$196,200 contribution from the District's debt service fund, a nonmajor governmental fund, were used to purchase securities which were placed in an irrevocable trust to provide resources for all future debt service payments on the refunded debt. This refunded debt is considered defeased (in-substance) and accordingly, has been removed from the statement of net position.

**WARREN CITY SCHOOL DISTRICT
TRUMBULL COUNTY, OHIO**

NOTES TO THE BASIC FINANCIAL STATEMENTS
FOR THE FISCAL YEAR ENDED JUNE 30, 2021

NOTE 9 - LONG-TERM OBLIGATIONS - (Continued)

The refunding issue is comprised of current interest bonds, par value \$8,930,000. The interest rate on the current interest bonds is 4.00%. The bonds will be retired through the debt service fund, a nonmajor governmental fund.

The reacquisition price exceeded the net carrying amount of the old debt by \$210,347. This amount is being netted against the new debt and amortized over the remaining life of the refunded debt.

Interest payments on the current interest bonds are due June 1 and December 1 each year. The final maturity stated on the issue is December 1, 2029.

- C. On January 15, 2020, the District issued general obligation bonds (series 2020 refunding bonds) to refund a portion of the series 2012 general obligation bonds. The issuance proceeds of \$13,869,338 were used to purchase securities which were placed in an irrevocable trust to provide resources for all future debt service payments on the refunded debt. This refunded debt is considered defeased (in-substance) and accordingly, has been removed from the statement of net position.

The refunding issue is comprised of current interest bonds, par value \$12,905,000. The interest rate on the current interest bonds ranges from 2.00% to 4.00%. The bonds will be retired through the debt service fund, a nonmajor governmental fund.

The reacquisition price exceeded the net carrying amount of the old debt by \$127,210. This amount is being netted against the new debt and amortized over the remaining life of the refunded debt.

Interest payments on the current interest bonds are due June 1 and December 1 each year. The final maturity stated on the issue is December 1, 2031.

- D. On January 15, 2020, the District issued general obligation bonds (series 2020 school improvement bonds) to finance the construction of new outdoor tennis courts at Lincoln Elementary as well as improvements to the Mollenkopf Athletic Complex and renovations to the east side stands at the high school stadium.

The issue is comprised of both current interest bonds, par value \$2,630,000, and capital appreciation bonds, par value \$41,999. The interest rate on the current interest bonds ranges from 2.00%-4.00%. The capital appreciation bonds matured on December 1, 2020 (approximate initial offering yield to maturity 1.33%) at a redemption price equal to 100% of the principal, plus accrued interest to the redemption date. The accreted value at maturity for the capital appreciation bonds was \$55,000.

Interest payments on the current interest bonds are due on June 1 and December 1 each year. The final maturity stated in the issue is December 1, 2047. The bonds are retired from the debt service fund, a nonmajor governmental fund.

\$1,938,113 of these bonds remain unspent at June 30, 2021.

**WARREN CITY SCHOOL DISTRICT
TRUMBULL COUNTY, OHIO**

NOTES TO THE BASIC FINANCIAL STATEMENTS
FOR THE FISCAL YEAR ENDED JUNE 30, 2021

NOTE 9 - LONG-TERM OBLIGATIONS - (Continued)

E. The following is a summary of the future debt service requirements to maturity for general obligation bonds:

Fiscal Year Ended	Current Interest Bonds		
	Principal	Interest	Total
2022	\$ 1,415,000	\$ 827,050	\$ 2,242,050
2023	1,465,000	784,100	2,249,100
2024	1,495,000	754,500	2,249,500
2025	1,635,000	707,550	2,342,550
2026	1,865,000	638,950	2,503,950
2027 - 2031	10,840,000	1,995,325	12,835,325
2032 - 2036	2,930,000	392,200	3,322,200
2037 - 2041	535,000	244,900	779,900
2042 - 2046	650,000	127,000	777,000
2047 - 2048	300,000	12,200	312,200
Total	<u>\$ 23,130,000</u>	<u>\$ 6,483,775</u>	<u>\$ 29,613,775</u>

F. On September 1, 2016, the District issued \$719,000 in tax anticipation notes in order to provide funds for on-going permanent improvement projects. The tax anticipation notes are a direct placement. The notes were purchased by Huntington Public Capital Corporation. The terms of the notes did not contain any assets pledged for collateral, events of default with finance-related consequences, termination events with finance-related consequences or subjective acceleration clauses. These tax anticipation notes bear an interest rate of 2.25%. The notes are paid using the proceeds of the permanent improvement tax levy.

Interest payments on the tax anticipation notes are due June 1 and December 1 each year. The final maturity stated on the issue is December 1, 2025; however, the notes may be retired in full on or after December 1, 2020.

The following is a summary of the future debt service requirements to maturity for the tax anticipation notes:

Fiscal Year Ended	Tax Anticipation Notes		
	Principal	Interest	Total
2022	\$ 72,000	\$ 7,695	\$ 79,695
2023	74,000	6,052	80,052
2024	76,000	4,365	80,365
2025	77,000	2,644	79,644
2026	79,000	889	79,889
Total	<u>\$ 378,000</u>	<u>\$ 21,645</u>	<u>\$ 399,645</u>

**WARREN CITY SCHOOL DISTRICT
TRUMBULL COUNTY, OHIO**

NOTES TO THE BASIC FINANCIAL STATEMENTS
FOR THE FISCAL YEAR ENDED JUNE 30, 2021

NOTE 9 - LONG-TERM OBLIGATIONS - (Continued)

G. Legal Debt Margin

The Ohio Revised Code provides that voted net general obligation debt of the District shall never exceed 9% of the total assessed valuation of the District. The code further provides that unvoted indebtedness shall not exceed 1/10 of 1% of the property valuation of the District. The code additionally states that unvoted indebtedness related to energy conservation debt shall not exceed 9/10 of 1% of the property valuation of the District. The assessed valuation used in determining the District's legal debt margin has been modified by House Bill 530 which became effective March 30, 2006. In accordance with House Bill 530, the assessed valuation used in the District's legal debt margin calculation excluded tangible personal property used in business, telephone or telegraph property, interexchange telecommunications company property, and personal property owned or leased by a railroad company and used in railroad operations. The effects of these debt limitations at June 30, 2021, are a voted debt margin of \$6,290,064 (including available funds of \$1,614,563) and an unvoted debt margin of \$308,950.

NOTE 10 - COMPENSATED ABSENCES

The criteria for determining vested vacation and sick leave components are derived from negotiated agreements and State laws. Full-time employees, including full-time hourly rated and per diem employees, are granted vacation with pay as follows:

<u>Years of Service</u>	<u>Vacation Days</u>
0-1	None
1-8 inclusive	2 weeks annually
After 8-12	3 weeks annually
After 12 or more	4 weeks annually

Any vacation days which are not used as of December 31 are not available for use in a subsequent year for classified personnel. Administrators are permitted to carryover 5 unused days to the next calendar year.

Each employee earns sick leave at the rate of one and one-quarter days for each completed month of service, or 15 days for each completed year of service. The maximum number of sick leave days that employees may accumulate is unlimited. Any sick leave earned or unused in prior employment with another public school district or other agency of the state, shall, upon presentation of a certified copy stating the number of sick leave days earned and unused from such employers, be transferred to the employees account at the time of employment in the manner prescribed by State law.

Retirement severance is paid to each employee with 10 or more years of service in the District who elects to retire from active service or who dies while on active service. The employee, or his/her estate shall receive, in one lump sum 1/4 of the value of his/her accrued and unused sick leave to a maximum of 30 days (1/4 of 120 days) multiplied times his/her per diem rate at the time of retirement. Sick leave balances in excess of the 120 days are paid at 1/8 the per diem rate.

**WARREN CITY SCHOOL DISTRICT
TRUMBULL COUNTY, OHIO**

NOTES TO THE BASIC FINANCIAL STATEMENTS
FOR THE FISCAL YEAR ENDED JUNE 30, 2021

NOTE 11 - RISK MANAGEMENT

A. General Risk

The District is exposed to various risks of loss related to torts; theft of, damage to, and destruction of assets; errors and omissions; injuries to employees; and natural disasters. The District has addressed these various types of risk by purchasing a comprehensive insurance policy through commercial carriers. Property insurance is maintained with a \$10,000 deductible. General liability insurance is maintained in the amount of \$1,000,000 for each occurrence and \$2,000,000 in the aggregate. In addition, the District maintains a \$6,000,000 umbrella liability policy.

The District maintains fleet insurance in the amount of \$1,000,000 for any one accident or loss.

Settled claims resulting from these risks have not exceeded the commercial insurance coverage in any of the past three fiscal years. There has been no significant reduction in amounts of insurance coverage from 2020.

B. Workers' Compensation

Workers' compensation coverage is provided by the State of Ohio. The District pays the Bureau of Workers' Compensation a premium based on a rate per \$100 of salaries. This rate is calculated based on accident history and administrative costs.

C. Health Insurance

The District has established an internal service "self-insurance" fund, in conjunction with a formalized risk management program, in an effort to minimize risk exposure and control claims and premium costs.

This self-insurance fund was established for the purpose of accumulating balances sufficient to self-insure basic medical coverage and permit excess umbrella coverage for claims over a pre-determined level. Board and employee premium contributions are determined by negotiated agreement. Amounts are paid into this fund from the general fund and certain nonmajor governmental funds. Claims payments are made on an as-incurred basis, thus no "reserve" remains with the insurance carrier.

Expenses for claims are recorded as other expenses when it is probable that an asset has been impaired or a liability has been incurred and the amount of loss can be reasonably estimate. Liabilities include an amount for claims that have been incurred but not reported. Because actual claims liabilities depend on such complex factors as inflation, changes in legal doctrines, and damage awards, the process used in computing claims liability does not necessarily result in an exact amount.

Claims liabilities are re-evaluated periodically to take into consideration recently settled claims, the frequency of claims, and other economic and social factors.

Liabilities for incurred losses to be settled by fixed or reasonably determinable payments over a long period of time are reported at their present value using expected future investment assumptions as determined by the third party administrator. These liabilities are reported at their present value of \$1,233,582 at June 30, 2021.

A summary of changes in self-insurance claims for the current and proceeding years follows:

<u>Fiscal Year</u>	<u>Beginning Balance</u>	<u>Current Year Claims</u>	<u>Claims Payments</u>	<u>Ending Balance</u>
2021	\$ 543,183	\$ 8,851,820	\$ (8,161,421)	\$ 1,233,582
2020	888,416	7,584,051	(7,929,284)	543,183

**WARREN CITY SCHOOL DISTRICT
TRUMBULL COUNTY, OHIO**

NOTES TO THE BASIC FINANCIAL STATEMENTS
FOR THE FISCAL YEAR ENDED JUNE 30, 2021

NOTE 12 - DEFINED BENEFIT PENSION PLANS

The Statewide retirement systems provide both pension benefits and other postemployment benefits (OPEB).

Net Pension Liability/Net OPEB Liability/Asset

Pensions and OPEB are a component of exchange transactions—between an employer and its employees—of salaries and benefits for employee services. Pensions/OPEB are provided to an employee—on a deferred-payment basis—as part of the total compensation package offered by an employer for employee services each financial period.

The net pension/OPEB liability (asset) represent the District’s proportionate share of each pension/OPEB plan’s collective actuarial present value of projected benefit payments attributable to past periods of service, net of each pension/OPEB plan’s fiduciary net position. The net pension/OPEB liability (asset) calculation is dependent on critical long-term variables, including estimated average life expectancies, earnings on investments, cost of living adjustments and others. While these estimates use the best information available, unknowable future events require adjusting these estimates annually.

The Ohio Revised Code limits the District’s obligation for this liability to annually required payments. The District cannot control benefit terms or the manner in which pensions/OPEB are financed; however, the District does receive the benefit of employees’ services in exchange for compensation including pension and OPEB.

GASB 68/75 assumes the liability is solely the obligation of the employer, because (1) they benefit from employee services; and (2) State statute requires funding to come from these employers. All pension contributions to date have come solely from these employers (which also includes pension costs paid in the form of withholdings from employees). The retirement systems may allocate a portion of the employer contributions to provide for these OPEB benefits. In addition, health care plan enrollees pay a portion of the health care costs in the form of a monthly premium. State statute requires the retirement systems to amortize unfunded pension liabilities within 30 years. If the pension amortization period exceeds 30 years, each retirement system’s board must propose corrective action to the State legislature. Any resulting legislative change to benefits or funding could significantly affect the net pension/OPEB liability (asset). Resulting adjustments to the net pension/OPEB liability (asset) would be effective when the changes are legally enforceable. The Ohio Revised Code permits, but does not require, the retirement systems to provide healthcare to eligible benefit recipients.

The remainder of this note includes the required pension disclosures. See Note 13 for the required OPEB disclosures.

The proportionate share of each plan’s unfunded benefits is presented as a long-term *net pension/OPEB liability (asset)* on the accrual basis of accounting. Any liability for the contractually-required pension contribution outstanding at the end of the year is included in pension obligation payable on both the accrual and modified accrual bases of accounting.

Plan Description - School Employees Retirement System (SERS)

Plan Description - The District non-teaching employees participate in SERS, a cost-sharing multiple-employer defined benefit pension plan administered by SERS. SERS provides retirement, disability and survivor benefits, annual cost-of-living adjustments, and death benefits to plan members and beneficiaries. Authority to establish and amend benefits is provided by Ohio Revised Code Chapter 3309. SERS issues a publicly available, stand-alone financial report that includes financial statements, required supplementary information and detailed information about SERS’ fiduciary net position. That report can be obtained by visiting the SERS website at www.ohsers.org under Employers/Audit Resources.

**WARREN CITY SCHOOL DISTRICT
TRUMBULL COUNTY, OHIO**

NOTES TO THE BASIC FINANCIAL STATEMENTS
FOR THE FISCAL YEAR ENDED JUNE 30, 2021

NOTE 12 - DEFINED BENEFIT PENSION PLANS - (Continued)

Age and service requirements for retirement are as follows:

	Eligible to Retire on or before August 1, 2017 *	Eligible to Retire after August 1, 2017
Full benefits	Age 65 with 5 years of services credit; or Any age with 30 years of service credit	Age 67 with 10 years of service credit; or Age 57 with 30 years of service credit
Actuarially reduced benefits	Age 60 with 5 years of service credit; or Age 55 with 25 years of service credit	Age 62 with 10 years of service credit; or Age 60 with 25 years of service credit

* Members with 25 years of service credit as of August 1, 2017 will be included in this plan.

Annual retirement benefits are calculated based on final average salary multiplied by a percentage that varies based on years of service; 2.2% for the first thirty years of service and 2.5% for years of service credit over 30. Final average salary is the average of the highest three years of salary.

Effective January 1, 2018, SERS cost-of-living adjustment (COLA) changed from a fixed 3% annual increase to one based on the Consumer Price Index (CPI-W) with a cap of 2.5% and a floor of 0%. SERS also has the authority to award or suspend the COLA, or to adjust the COLA above or below CPI-W. SERS suspended the COLA increases for 2018, 2019 and 2020 for current retirees, and confirmed their intent to implement a four-year waiting period for the start of a COLA for future retirees. For 2021, the COLA was 0.5%.

Funding Policy - Plan members are required to contribute 10% of their annual covered salary and the District is required to contribute 14% of annual covered payroll. The contribution requirements of plan members and employers are established and may be amended by the SERS' Retirement Board up to statutory maximum amounts of 10% for plan members and 14% for employers. The Retirement Board, acting with the advice of the actuary, allocates the employer contribution rate among four of the System's funds (Pension Trust Fund, Death Benefit Fund, Medicare B Fund, and Health Care Fund). For the fiscal year ended June 30, 2021, the allocation to pension, death benefits, and Medicare B was 14.0%.

The District's contractually required contribution to SERS was \$1,469,990 for fiscal year 2021. Of this amount, \$62,911 is reported as pension obligation payable.

Plan Description - State Teachers Retirement System (STRS)

Plan Description - Licensed teachers participate in STRS, a cost-sharing multiple-employer public employee retirement system administered by STRS. STRS provides retirement and disability benefits to members and death and survivor benefits to beneficiaries. STRS issues a stand-alone financial report that includes financial statements, required supplementary information and detailed information about STRS' fiduciary net position. That report can be obtained by writing to STRS, 275 E. Broad St., Columbus, OH 43215-3771, by calling (888) 227-7877, or by visiting the STRS website at www.strsoh.org.

New members have a choice of three retirement plans: a Defined Benefit (DB) Plan, a Defined Contribution (DC) Plan and a Combined (CO) Plan. Benefits are established by Ohio Revised Code Chapter 3307. The DB Plan offers an annual retirement allowance based on final average salary multiplied by a percentage that varies based on years of service. Effective August 1, 2015, the calculation will be 2.2% of final average salary for the five highest years of earnings multiplied by all years of service. Effective July 1, 2017, the cost-of-living adjustment was reduced to zero. Members are eligible to retire at age 60 with five years of qualifying service credit, or age 55 with 28 years of service, or 33 years of service regardless of age. Eligibility changes will be phased in until August 1, 2026, when retirement eligibility for unreduced benefits will be five years of service credit and age 65, or 35 years of service credit and at least age 60.

**WARREN CITY SCHOOL DISTRICT
TRUMBULL COUNTY, OHIO**

NOTES TO THE BASIC FINANCIAL STATEMENTS
FOR THE FISCAL YEAR ENDED JUNE 30, 2021

NOTE 12 - DEFINED BENEFIT PENSION PLANS - (Continued)

The DC Plan allows members to place all of their member contributions and 9.53% of the 14% employer contributions into an investment account. Investment allocation decisions are determined by the member. The remaining 4.47% of the 14% employer rate is allocated to the defined benefit unfunded liability. A member is eligible to receive a retirement benefit at age 50 and termination of employment. The member may elect to receive a lifetime monthly annuity or a lump sum withdrawal.

The Combined Plan offers features of both the DB Plan and the DC Plan. In the Combined Plan, 12% of the 14% member rate goes to the DC Plan and the remaining 2% is applied to the DB Plan. Member contributions to the DC Plan are allocated among investment choices by the member, and contributions to the DB Plan from the employer and the member are used to fund the defined benefit payment at a reduced level from the regular DB Plan. The defined benefit portion of the Combined Plan payment is payable to a member on or after age 60 with five years of service. The defined contribution portion of the account may be taken as a lump sum payment or converted to a lifetime monthly annuity after termination of employment at age 50 and after termination of employment.

New members who choose the DC Plan or Combined Plan will have another opportunity to reselect a permanent plan during their fifth year of membership. Members may remain in the same plan or transfer to another STRS plan. The optional annuitization of a member's defined contribution account or the defined contribution portion of a member's Combined Plan account to a lifetime benefit results in STRS bearing the risk of investment gain or loss on the account. STRS has therefore included all three plan options as one defined benefit plan for GASB 68 reporting purposes.

A DB or Combined Plan member with five or more years of credited service who is determined to be disabled may qualify for a disability benefit. Eligible survivors of members who die before service retirement may qualify for monthly benefits. New members on or after July 1, 2013, must have at least ten years of qualifying service credit to apply for disability benefits. Members in the DC Plan who become disabled are entitled only to their account balance. If a member of the DC Plan dies before retirement benefits begin, the member's designated beneficiary is entitled to receive the member's account balance.

Funding Policy - Employer and member contribution rates are established by the State Teachers Retirement Board and limited by Chapter 3307 of the Ohio Revised Code. For fiscal year 2021, plan members were required to contribute 14% of their annual covered salary. The District was required to contribute 14%; the entire 14% was the portion used to fund pension obligations. The fiscal year 2021 contribution rates were equal to the statutory maximum rates.

The District's contractually required contribution to STRS was \$4,341,299 for fiscal year 2021. Of this amount, \$781,692 is reported as pension obligation payable.

Pension Liabilities, Pension Expense, and Deferred Outflows of Resources and Deferred Inflows of Resources Related to Pensions

The net pension liability was measured as of June 30, 2020, and the total pension liability used to calculate the net pension liability was determined by an actuarial valuation as of that date. The District's proportion of the net pension liability was based on the District's share of contributions to the pension plan relative to the projected contributions of all participating entities.

**WARREN CITY SCHOOL DISTRICT
TRUMBULL COUNTY, OHIO**

NOTES TO THE BASIC FINANCIAL STATEMENTS
FOR THE FISCAL YEAR ENDED JUNE 30, 2021

NOTE 12 - DEFINED BENEFIT PENSION PLANS - (Continued)

Following is information related to the proportionate share and pension expense:

	<u>SERS</u>	<u>STRS</u>	<u>Total</u>
Proportion of the net pension liability prior measurement date	0.31081380%	0.25101979%	
Proportion of the net pension liability current measurement date	<u>0.30249190%</u>	<u>0.24535439%</u>	
Change in proportionate share	<u>-0.00832190%</u>	<u>-0.00566540%</u>	
Proportionate share of the net pension liability	\$ 20,007,452	\$ 59,367,032	\$ 79,374,484
Pension expense	\$ 2,283,439	\$ 7,131,481	\$ 9,414,920

At June 30, 2021, the District reported deferred outflows of resources and deferred inflows of resources related to pensions from the following sources:

	<u>SERS</u>	<u>STRS</u>	<u>Total</u>
Deferred outflows of resources			
Differences between expected and actual experience	\$ 38,863	\$ 133,205	\$ 172,068
Net difference between projected and actual earnings on pension plan investments	1,270,070	2,887,024	4,157,094
Changes of assumptions	-	3,186,863	3,186,863
Difference between employer contributions and proportionate share of contributions/ change in proportionate share	57,089	605,475	662,564
Contributions subsequent to the measurement date	<u>1,469,990</u>	<u>4,341,299</u>	<u>5,811,289</u>
Total deferred outflows of resources	<u>\$ 2,836,012</u>	<u>\$ 11,153,866</u>	<u>\$ 13,989,878</u>
Deferred inflows of resources			
Differences between expected and actual experience	\$ -	\$ 379,613	\$ 379,613
Difference between employer contributions and proportionate share of contributions/ change in proportionate share	<u>299,421</u>	<u>2,739,925</u>	<u>3,039,346</u>
Total deferred inflows of resources	<u>\$ 299,421</u>	<u>\$ 3,119,538</u>	<u>\$ 3,418,959</u>

\$5,811,289 reported as deferred outflows of resources related to pension resulting from District contributions subsequent to the measurement date will be recognized as a reduction of the net pension liability in the fiscal year ending June 30, 2022.

**WARREN CITY SCHOOL DISTRICT
TRUMBULL COUNTY, OHIO**

NOTES TO THE BASIC FINANCIAL STATEMENTS
FOR THE FISCAL YEAR ENDED JUNE 30, 2021

NOTE 12 - DEFINED BENEFIT PENSION PLANS - (Continued)

Other amounts reported as deferred outflows of resources and deferred inflows of resources related to pension will be recognized in pension expense as follows:

Fiscal Year Ending June 30:	<u>SERS</u>	<u>STRS</u>	<u>Total</u>
2022	\$ (132,582)	\$ 1,241,010	\$ 1,108,428
2023	272,151	504,081	776,232
2024	529,392	901,218	1,430,610
2025	<u>397,640</u>	<u>1,046,720</u>	<u>1,444,360</u>
Total	<u>\$ 1,066,601</u>	<u>\$ 3,693,029</u>	<u>\$ 4,759,630</u>

Actuarial Assumptions - SERS

SERS' total pension liability was determined by their actuaries in accordance with GASB Statement No. 67, as part of their annual actuarial valuation for each defined benefit retirement plan. Actuarial valuations of an ongoing plan involve estimates of the value of reported amounts (e.g., salaries, credited service) and assumptions about the probability of occurrence of events far into the future (e.g., mortality, disabilities, retirements, employment termination). Actuarially determined amounts are subject to continual review and potential modifications, as actual results are compared with past expectations and new estimates are made about the future.

Projections of benefits for financial reporting purposes are based on the substantive plan (the plan as understood by the employers and plan members) and include the types of benefits provided at the time of each valuation and the historical pattern of sharing benefit costs between the employers and plan members to that point. The projection of benefits for financial reporting purposes does not explicitly incorporate the potential effects of legal or contractual funding limitations.

Actuarial calculations reflect a long-term perspective. For a newly hired employee, actuarial calculations will take into account the employee's entire career with the employer and also take into consideration the benefits, if any, paid to the employee after termination of employment until the death of the employee and any applicable contingent annuitant. In many cases actuarial calculations reflect several decades of service with the employer and the payment of benefits after termination.

Key methods and assumptions used in calculating the total pension liability in the latest actuarial valuation, prepared as of June 30, 2020, are presented below:

Wage inflation	3.00%
Future salary increases, including inflation	3.50% to 18.20%
COLA or ad hoc COLA	2.50%
Investment rate of return	7.50% net of investment expense, including inflation
Actuarial cost method	Entry age normal (level percent of payroll)

For 2020, the mortality rates were based on the RP-2014 Blue Collar Mortality Table with fully generational projection and a five-year age set-back for both males and females. Mortality among service retired members, and beneficiaries were based upon the RP-2014 Blue Collar Mortality Table with fully generational projection with Scale BB, 120% of male rates, and 110% of female rates. Mortality among disabled members was based upon the RP-2000 Disabled Mortality Table, 90% for male rates and 100% for female rates, set back five years is used for the period after disability retirement.

**WARREN CITY SCHOOL DISTRICT
TRUMBULL COUNTY, OHIO**

NOTES TO THE BASIC FINANCIAL STATEMENTS
FOR THE FISCAL YEAR ENDED JUNE 30, 2021

NOTE 12 - DEFINED BENEFIT PENSION PLANS - (Continued)

The most recent experience study was completed for the five year period ended June 30, 2015.

The long-term return expectation for the Pension Plan Investments has been determined using a building-block approach and assumes a time horizon, as defined in SERS' *Statement of Investment Policy*. A forecasted rate of inflation serves as the baseline for the return expectation. Various real return premiums over the baseline inflation rate have been established for each asset class. The long-term expected nominal rate of return has been determined by calculating a weighted average of the expected real return premiums for each asset class, adding the projected inflation rate, and adding the expected return from rebalancing uncorrelated asset classes.

The target allocation and best estimates of arithmetic real rates of return for each major asset class are summarized in the following table:

<u>Asset Class</u>	<u>Target Allocation</u>	<u>Long-Term Expected Real Rate of Return</u>
Cash	2.00 %	1.85 %
US Equity	22.50	5.75
International Equity	22.50	6.50
Fixed Income	19.00	2.85
Private Equity	12.00	7.60
Real Assets	17.00	6.60
Multi-Asset Strategies	5.00	6.65
Total	<u>100.00 %</u>	

Discount Rate - The total pension liability was calculated using the discount rate of 7.50%. The projection of cash flows used to determine the discount rate assumed the contributions from employers and from the members would be computed based on contribution requirements as stipulated by State statute. Projected inflows from investment earnings were calculated using the long-term assumed investment rate of return (7.50%). Based on those assumptions, the plan's fiduciary net position was projected to be available to make all future benefit payments of current plan members. Therefore, the long-term expected rate of return on pension plan investments was applied to all periods of projected benefits to determine the total pension liability.

Sensitivity of the District's Proportionate Share of the Net Pension Liability to Changes in the Discount Rate - Net pension liability is sensitive to changes in the discount rate, and to illustrate the potential impact the following table presents the net pension liability calculated using the discount rate of 7.50%, as well as what each plan's net pension liability would be if it were calculated using a discount rate that is one percentage point lower (6.50%), or one percentage point higher (8.50%) than the current rate.

	<u>1% Decrease</u>	<u>Current Discount Rate</u>	<u>1% Increase</u>
District's proportionate share of the net pension liability	\$ 27,407,766	\$ 20,007,452	\$ 13,798,447

**WARREN CITY SCHOOL DISTRICT
TRUMBULL COUNTY, OHIO**

NOTES TO THE BASIC FINANCIAL STATEMENTS
FOR THE FISCAL YEAR ENDED JUNE 30, 2021

NOTE 12 - DEFINED BENEFIT PENSION PLANS - (Continued)

Actuarial Assumptions - STRS

Key methods and assumptions used in the latest actuarial valuation, reflecting experience study results used in the July 1, 2020, actuarial valuation are presented below:

	July 1, 2020
Inflation	2.50%
Projected salary increases	12.50% at age 20 to 2.50% at age 65
Investment rate of return	7.45%, net of investment expenses, including inflation
Payroll increases	3.00%
Cost-of-living adjustments (COLA)	0.00%

For the July 1, 2020, actuarial valuation, post-retirement mortality rates for healthy retirees are based on the RP-2014 Annuitant Mortality Table with 50% of rates through age 69, 70% of rates between ages 70 and 79, 90% of rates between ages 80 and 84, and 100% of rates thereafter, projected forward generationally using mortality improvement scale MP-2016. Post-retirement disabled mortality rates are based on the RP-2014 Disabled Mortality Table with 90% of rates for males and 100% of rates for females, projected forward generationally using mortality improvement scale MP-2016. Pre-retirement mortality rates are based on RP-2014 Employee Mortality Table, projected forward generationally using mortality improvement scale MP-2016.

Actuarial assumptions used in the July 1, 2020 valuation are based on the results of an actuarial experience study for the period July 1, 2011 through June 30, 2016.

STRS Ohio's investment consultant develops an estimate range for the investment return assumption based on the target allocation adopted by the Retirement Board. The target allocation and long-term expected rate of return for each major asset class are summarized as follows:

Asset Class	Target Allocation	Long-Term Expected Real Rate of Return *
Domestic Equity	28.00 %	7.35 %
International Equity	23.00	7.55
Alternatives	17.00	7.09
Fixed Income	21.00	3.00
Real Estate	10.00	6.00
Liquidity Reserves	1.00	2.25
Total	100.00 %	

**10-Year geometric nominal returns, which include the real rate of return and inflation of 2.25% and does not include investment expenses. Over a 30-year period, STRS' investment consultant indicates that the above target allocations should generate a return above the actuarial rate of return, without net value added by management.

**WARREN CITY SCHOOL DISTRICT
TRUMBULL COUNTY, OHIO**

NOTES TO THE BASIC FINANCIAL STATEMENTS
FOR THE FISCAL YEAR ENDED JUNE 30, 2021

NOTE 12 - DEFINED BENEFIT PENSION PLANS - (Continued)

Discount Rate - The discount rate used to measure the total pension liability was 7.45% as of June 30, 2020. The projection of cash flows used to determine the discount rate assumes member and employer contributions will be made at the statutory contribution rates in accordance with rate increases described above. For this purpose, only employer contributions that are intended to fund benefits of current plan members and their beneficiaries are included. Projected employer contributions that are intended to fund the service costs of future plan members and their beneficiaries, as well as projected contributions from future plan members, are not included. Based on those assumptions, STRS' fiduciary net position was projected to be available to make all projected future benefit payments to current plan members as of June 30, 2020. Therefore, the long-term expected rate of return on pension plan investments of 7.45% was applied to all periods of projected benefit payment to determine the total pension liability as of June 30, 2020.

Sensitivity of the District's Proportionate Share of the Net Pension Liability to Changes in the Discount Rate - The following table presents the District's proportionate share of the net pension liability calculated using the current period discount rate assumption of 7.45%, as well as what the District's proportionate share of the net pension liability would be if it were calculated using a discount rate that is one-percentage-point lower (6.45%) or one-percentage-point higher (8.45%) than the current rate:

	1% Decrease	Current Discount Rate	1% Increase
District's proportionate share of the net pension liability	\$ 84,528,318	\$ 59,367,032	\$ 38,044,938

NOTE 13 - DEFINED BENEFIT OPEB PLANS

Net OPEB Liability/Asset

See Note 12 for a description of the net OPEB liability (asset).

Plan Description - School Employees Retirement System (SERS)

Health Care Plan Description - The District contributes to the SERS Health Care Fund, administered by SERS for non-certificated retirees and their beneficiaries. For GASB 75 purposes, this plan is considered a cost-sharing other postemployment benefit (OPEB) plan. SERS' Health Care Plan provides healthcare benefits to eligible individuals receiving retirement, disability, and survivor benefits, and to their eligible dependents. Members who retire after June 1, 1986, need 10 years of service credit, exclusive of most types of purchased credit, to qualify to participate in SERS' health care coverage. In addition to age and service retirees, disability benefit recipients and beneficiaries who are receiving monthly benefits due to the death of a member or retiree, are eligible for SERS' health care coverage. Most retirees and dependents choosing SERS' health care coverage are over the age of 65 and therefore enrolled in a fully insured Medicare Advantage plan; however, SERS maintains a traditional, self-insured preferred provider organization for its non-Medicare retiree population. For both groups, SERS offers a self-insured prescription drug program. Health care is a benefit that is permitted, not mandated, by statute. The financial report of the Plan is included in the SERS Comprehensive Annual Financial Report which can be obtained on SERS' website at www.ohsers.org under Employers/Audit Resources.

Access to health care for retirees and beneficiaries is permitted in accordance with Section 3309 of the Ohio Revised Code. The Health Care Fund was established and is administered in accordance with Internal Revenue Code Section 105(e). SERS' Retirement Board reserves the right to change or discontinue any health plan or program. Active employee members do not contribute to the Health Care Plan. The SERS Retirement Board established the rules for the premiums paid by the retirees for health care coverage for themselves and their dependents or for their surviving beneficiaries. Premiums vary depending on the plan selected, qualified years of service, Medicare eligibility, and retirement status.

**WARREN CITY SCHOOL DISTRICT
TRUMBULL COUNTY, OHIO**

NOTES TO THE BASIC FINANCIAL STATEMENTS
FOR THE FISCAL YEAR ENDED JUNE 30, 2021

NOTE 13 - DEFINED BENEFIT OPEB PLANS - (Continued)

Funding Policy - State statute permits SERS to fund the health care benefits through employer contributions. Each year, after the allocation for statutorily required pensions and benefits, the Retirement Board may allocate the remainder of the employer contribution of 14% of covered payroll to the Health Care Fund in accordance with the funding policy. For the fiscal year ended June 30, 2021, SERS did not allocate any employer contributions to post-employment health care. An additional health care surcharge on employers is collected for employees earning less than an actuarially determined minimum compensation amount, pro-rated if less than a full year of service credit was earned. For fiscal year 2021, this amount was \$23,000. Statutes provide that no employer shall pay a health care surcharge greater than 2% of that employer's SERS-covered payroll; nor may SERS collect in aggregate more than 1.5% of the total statewide SERS-covered payroll for the health care surcharge. For fiscal year 2021, the District's surcharge obligation was \$144,917.

The surcharge added to the allocated portion of the 14% employer contribution rate is the total amount assigned to the Health Care Fund. The District's contractually required contribution to SERS was \$144,917 for fiscal year 2021. Of this amount, \$144,917 is reported as pension obligation payable.

Plan Description - State Teachers Retirement System (STRS)

Plan Description - The State Teachers Retirement System of Ohio (STRS) administers a cost-sharing Health Plan administered for eligible retirees who participated in the defined benefit or combined pension plans offered by STRS. Ohio law authorizes STRS to offer this plan. Benefits include hospitalization, physicians' fees, prescription drugs and partial reimbursement of monthly Medicare Part B premiums. Medicare Part B premium reimbursements will be discontinued effective January 1, 2021. The Plan is included in the report of STRS which can be obtained by visiting www.strsoh.org or by calling (888) 227-7877.

Funding Policy - Ohio Revised Code Chapter 3307 authorizes STRS to offer the Plan and gives the Retirement Board discretionary authority over how much, if any, of the health care costs will be absorbed by STRS. Active employee members do not contribute to the Health Care Plan. Nearly all health care plan enrollees, for the most recent year, pay a portion of the health care costs in the form of a monthly premium. Under Ohio law, funding for post-employment health care may be deducted from employer contributions, currently 14% of covered payroll. For the fiscal year ended June 30, 2021, STRS did not allocate any employer contributions to post-employment health care.

OPEB Liabilities/Assets, OPEB Expense, and Deferred Outflows of Resources and Deferred Inflows of Resources Related to OPEB

The net OPEB liability/asset was measured as of June 30, 2020, and the total OPEB liability/asset used to calculate the net OPEB liability/asset was determined by an actuarial valuation as of that date. The District's proportion of the net OPEB liability/asset was based on the District's share of contributions to the respective retirement systems relative to the contributions of all participating entities.

**WARREN CITY SCHOOL DISTRICT
TRUMBULL COUNTY, OHIO**

NOTES TO THE BASIC FINANCIAL STATEMENTS
FOR THE FISCAL YEAR ENDED JUNE 30, 2021

NOTE 13 - DEFINED BENEFIT OPEB PLANS - (Continued)

Following is information related to the proportionate share and OPEB expense:

	<u>SERS</u>	<u>STRS</u>	<u>Total</u>
Proportion of the net OPEB liability/asset prior measurement date	0.31941810%	0.25101979%	
Proportion of the net OPEB liability/asset current measurement date	<u>0.30330870%</u>	<u>0.24535439%</u>	
Change in proportionate share	<u>-0.01610940%</u>	<u>-0.00566540%</u>	
Proportionate share of the net OPEB liability	\$ 6,591,891	\$ -	\$ 6,591,891
Proportionate share of the net OPEB asset	\$ -	\$ 4,312,102	\$ 4,312,102
OPEB expense	\$ (26,914)	\$ (254,703)	\$ (281,617)

At June 30, 2021, the District reported deferred outflows of resources and deferred inflows of resources related to OPEB from the following sources:

	<u>SERS</u>	<u>STRS</u>	<u>Total</u>
Deferred outflows of resources			
Differences between expected and actual experience	\$ 86,578	\$ 276,303	\$ 362,881
Net difference between projected and actual earnings on OPEB plan investments	74,275	151,125	225,400
Changes of assumptions	1,123,688	71,181	1,194,869
Difference between employer contributions and proportionate share of contributions/change in proportionate share	142,423	195,693	338,116
Contributions subsequent to the measurement date	<u>144,917</u>	<u>-</u>	<u>144,917</u>
Total deferred outflows of resources	<u>\$ 1,571,881</u>	<u>\$ 694,302</u>	<u>\$ 2,266,183</u>
Deferred inflows of resources			
Differences between expected and actual experience	\$ 3,352,436	\$ 858,909	\$ 4,211,345
Changes of assumptions	166,035	4,095,778	4,261,813
Difference between employer contributions and proportionate share of contributions/change in proportionate share	<u>526,143</u>	<u>169,047</u>	<u>695,190</u>
Total deferred inflows of resources	<u>\$ 4,044,614</u>	<u>\$ 5,123,734</u>	<u>\$ 9,168,348</u>

\$144,917 reported as deferred outflows of resources related to OPEB resulting from District contributions subsequent to the measurement date will be recognized as a reduction of the net OPEB liability/asset in the fiscal year ending June 30, 2022.

**WARREN CITY SCHOOL DISTRICT
TRUMBULL COUNTY, OHIO**

NOTES TO THE BASIC FINANCIAL STATEMENTS
FOR THE FISCAL YEAR ENDED JUNE 30, 2021

NOTE 13 - DEFINED BENEFIT OPEB PLANS - (Continued)

Other amounts reported as deferred outflows of resources and deferred inflows of resources related to OPEB will be recognized in OPEB expense as follows:

Fiscal Year Ending June 30:	<u>SERS</u>	<u>STRS</u>	<u>Total</u>
2022	\$ (517,589)	\$ (1,111,814)	\$ (1,629,403)
2023	(512,215)	(1,009,522)	(1,521,737)
2024	(513,090)	(973,638)	(1,486,728)
2025	(499,804)	(915,885)	(1,415,689)
2026	(410,877)	(208,884)	(619,761)
Thereafter	<u>(164,075)</u>	<u>(209,689)</u>	<u>(373,764)</u>
Total	<u>\$ (2,617,650)</u>	<u>\$ (4,429,432)</u>	<u>\$ (7,047,082)</u>

Actuarial Assumptions - SERS

The total OPEB liability is determined by SERS' actuaries in accordance with GASB Statement No. 74, as part of their annual actuarial valuation for each retirement plan. Actuarial valuations of an ongoing plan involve estimates of the value of reported amounts (e.g., salaries, credited service) and assumptions about the probability of occurrence of events far into the future (e.g., mortality, disabilities, retirements, employment terminations). Actuarially determined amounts are subject to continual review and potential modifications, as actual results are compared with past expectations and new estimates are made about the future.

Projections of benefits for financial reporting purposes are based on the substantive plan (the plan as understood by the employers and plan members) and include the types of benefits provided at the time of each valuation and the historical pattern of sharing benefit costs between the employers and plan members to that point. The projection of benefits for financial reporting purposes does not explicitly incorporate the potential effects of legal or contractual funding limitations.

Actuarial calculations reflect a long-term perspective. For a newly hired employee, actuarial calculations will take into account the employee's entire career with the employer and also take into consideration the benefits, if any, paid to the employee after termination of employment until the death of the employee and any applicable contingent annuitant. In many cases, actuarial calculations reflect several decades of service with the employer and the payment of benefits after termination.

**WARREN CITY SCHOOL DISTRICT
TRUMBULL COUNTY, OHIO**

NOTES TO THE BASIC FINANCIAL STATEMENTS
FOR THE FISCAL YEAR ENDED JUNE 30, 2021

NOTE 13 - DEFINED BENEFIT OPEB PLANS - (Continued)

Key methods and assumptions used in calculating the total OPEB liability in the latest actuarial valuation date of June 30, 2020 are presented below:

Wage inflation	3.00%
Future salary increases, including inflation	3.50% to 18.20%
Investment rate of return	7.50% net of investment expense, including inflation
Municipal bond index rate:	
Measurement date	2.45%
Prior measurement date	3.13%
Single equivalent interest rate, net of plan investment expense, including price inflation:	
Measurement date	2.63%
Prior measurement date	3.22%
Medical trend assumption:	
Measurement date	
Medicare	5.25 to 4.75%
Pre-Medicare	7.00 to 4.75%
Prior measurement date	
Medicare	5.25 to 4.75%
Pre-Medicare	7.00 to 4.75%

Mortality rates were based on the RP-2014 Blue Collar Mortality Table with fully generational projection and Scale BB, 120% of male rates and 110% of female rates. RP-2000 Disabled Mortality Table with 90% for male rates and 100% for female rates set back five years.

The most recent experience study was completed for the five year period ended June 30, 2015.

The long-term expected rate of return on plan assets is reviewed as part of the actuarial five-year experience study. The most recent study covers fiscal years 2010 through 2015, and was adopted by the Board on April 21, 2016. Several factors are considered in evaluating the long-term rate of return assumption including long-term historical data, estimates inherent in current market data, and a log-normal distribution analysis in which best-estimate ranges of expected future real rates of return were developed by the investment consultant for each major asset class. These ranges were combined to produce the long-term expected rate of return, 7.50%, by weighting the expected future real rates of return by the target asset allocation percentage and then adding expected inflation. The capital market assumptions developed by the investment consultant are intended for use over a 10-year horizon and may not be useful in setting the long-term rate of return for funding pension plans which covers a longer timeframe. The assumption is intended to be a long-term assumption and is not expected to change absent a significant change in the asset allocation, a change in the inflation assumption, or a fundamental change in the market that alters expected returns in future years.

**WARREN CITY SCHOOL DISTRICT
TRUMBULL COUNTY, OHIO**

NOTES TO THE BASIC FINANCIAL STATEMENTS
FOR THE FISCAL YEAR ENDED JUNE 30, 2021

NOTE 13 - DEFINED BENEFIT OPEB PLANS - (Continued)

The target asset allocation and best estimates of arithmetic real rates of return for each major asset class, as used in the June 30, 2015 five-year experience study, are summarized as follows:

Asset Class	Target Allocation	Long-Term Expected Real Rate of Return
Cash	2.00 %	1.85 %
US Equity	22.50	5.75
International Equity	22.50	6.50
Fixed Income	19.00	2.85
Private Equity	12.00	7.60
Real Assets	17.00	6.60
Multi-Asset Strategies	5.00	6.65
Total	<u>100.00 %</u>	

Discount Rate - The discount rate used to measure the total OPEB liability at June 30, 2020 was 2.63%. The discount rate used to measure total OPEB liability prior to June 30, 2019 was 3.22%. The projection of cash flows used to determine the discount rate assumed that contributions will be made from members and the System at the state statute contribution rate of 2.00% of projected covered employee payroll each year, which includes a 1.50% payroll surcharge and 0.50% of contributions from the basic benefits plan. Based on these assumptions, the OPEB plan's fiduciary net position was projected to become insufficient to make future benefit payments during the fiscal year ending June 30, 2025. Therefore, the long-term expected rate of return on OPEB plan assets was used to present value the projected benefit payments through the fiscal year ending June 30, 2024 and the Fidelity General Obligation 20-year Municipal Bond Index rate of 2.45%, as of June 30, 2020 (i.e. municipal bond rate), was used to present value the projected benefit payments for the remaining years in the projection. A municipal bond rate of 3.13% was used as of June 30, 2019. The total present value of projected benefit payments from all years was then used to determine the single rate of return that was used as the discount rate. The projection of future benefit payments for all current plan members was until the benefit payments ran out.

Sensitivity of the District's Proportionate Share of the Net OPEB Liability to Changes in the Discount Rate and Changes in the Health Care Cost Trend Rates - The net OPEB liability is sensitive to changes in the discount rate and the health care cost trend rate. The following table presents the net OPEB liability of SERS, what SERS' net OPEB liability would be if it were calculated using a discount rate that is 1 percentage point lower (1.63%) and higher (3.63%) than the current discount rate (2.63%). Also shown is what SERS' net OPEB liability would be based on health care cost trend rates that are 1 percentage point lower (6.00% decreasing to 3.75%) and higher (8.00% decreasing to 5.75%) than the current rate (7.00% decreasing to 4.75%).

	1% Decrease	Current Discount Rate	1% Increase
District's proportionate share of the net OPEB liability	\$ 8,068,310	\$ 6,591,891	\$ 5,418,140
	1% Decrease	Current Trend Rate	1% Increase
District's proportionate share of the net OPEB liability	\$ 5,190,612	\$ 6,591,891	\$ 8,465,758

**WARREN CITY SCHOOL DISTRICT
TRUMBULL COUNTY, OHIO**

NOTES TO THE BASIC FINANCIAL STATEMENTS
FOR THE FISCAL YEAR ENDED JUNE 30, 2021

NOTE 13 - DEFINED BENEFIT OPEB PLANS - (Continued)

Actuarial Assumptions - STRS

Key methods and assumptions used in the latest actuarial valuation, reflecting experience study results used in the July 1, 2020, actuarial valuation, compared with July 1, 2019, are presented below:

	July 1, 2020		July 1, 2019	
	Initial	Ultimate	Initial	Ultimate
Inflation	2.50%		2.50%	
Projected salary increases	12.50% at age 20 to 2.50% at age 65		12.50% at age 20 to 2.50% at age 65	
Investment rate of return	7.45%, net of investment expenses, including inflation		7.45%, net of investment expenses, including inflation	
Payroll increases	3.00%		3.00%	
Cost-of-living adjustments (COLA)	0.00%		0.00%	
Discount rate of return	7.45%		7.45%	
Blended discount rate of return	N/A		N/A	
Health care cost trends				
Medical				
Pre-Medicare	5.00%	4.00%	5.87%	4.00%
Medicare	-6.69%	4.00%	4.93%	4.00%
Prescription Drug				
Pre-Medicare	6.50%	4.00%	7.73%	4.00%
Medicare	11.87%	4.00%	9.62%	4.00%

Projections of benefits include the historical pattern of sharing benefit costs between the employers and retired plan members.

For healthy retirees the mortality rates are based on the RP-2014 Annuitant Mortality Table with 50% of rates through age 69, 70% of rates between ages 70 and 79, 90% of rates between ages 80 and 84, and 100% of rates thereafter, projected forward generationally using mortality improvement scale MP-2016. For disabled retirees, mortality rates are based on the RP-2014 Disabled Mortality Table with 90% of rates for males and 100% of rates for females, projected forward generationally using mortality improvement scale MP-2016.

Actuarial assumptions used in the June 30, 2020 valuation are based on the results of an actuarial experience study for the period July 1, 2011 through June 30, 2016.

Assumption Changes Since the Prior Measurement Date - There were no changes in assumptions since the prior measurement date of June 30, 2019.

Benefit Term Changes Since the Prior Measurement Date - There was no change to the claims costs process. Claim curves were updated to reflect the projected fiscal year end 2021 premium based on June 30, 2020 enrollment distribution. The non-Medicare subsidy percentage was increased effective January 1, 2021 from 1.984% to 2.055% per year of service. The non-Medicare frozen subsidy base premium was increased effective January 1, 2021. The Medicare subsidy percentages were adjusted effective January 1, 2021 to 2.1% for the AMA Medicare plan. The Medicare Part B monthly reimbursement elimination date was postponed indefinitely.

**WARREN CITY SCHOOL DISTRICT
TRUMBULL COUNTY, OHIO**

NOTES TO THE BASIC FINANCIAL STATEMENTS
FOR THE FISCAL YEAR ENDED JUNE 30, 2021

NOTE 13 - DEFINED BENEFIT OPEB PLANS - (Continued)

STRS' investment consultant develops an estimate range for the investment return assumption based on the target allocation adopted by the Retirement Board. The target allocation and long-term expected rate of return for each major asset class are summarized as follows:

Asset Class	Target Allocation	Long-Term Expected Real Rate of Return *
Domestic Equity	28.00 %	7.35 %
International Equity	23.00	7.55
Alternatives	17.00	7.09
Fixed Income	21.00	3.00
Real Estate	10.00	6.00
Liquidity Reserves	1.00	2.25
Total	100.00 %	

**10-Year geometric nominal returns, which include the real rate of return and inflation of 2.25% and does not include investment expenses. Over a 30-year period, STRS' investment consultant indicates that the above target allocations should generate a return above the actuarial rate of return, without net value added by management.

Discount Rate - The discount rate used to measure the total OPEB asset was 7.45% as of June 30, 2020. The projection of cash flows used to determine the discount rate assumes STRS Ohio continues to allocate no employer contributions to the health care fund. Based on these assumptions, the OPEB plan's fiduciary net position was projected to be available to make all projected future benefit payments to current plan members. Therefore, the long-term expected rate of return on health care plan investments of 7.45% was used to measure the total OPEB asset as of June 30, 2020.

Sensitivity of the District's Proportionate Share of the Net OPEB Asset to Changes in the Discount and Health Care Cost Trend Rate - The following table represents the net OPEB asset as of June 30, 2020, calculated using the current period discount rate assumption of 7.45%, as well as what the net OPEB asset would be if it were calculated using a discount rate that is one percentage point lower (6.45%) or one percentage point higher (8.45%) than the current assumption. Also shown is the net OPEB asset as if it were calculated using health care cost trend rates that are one percentage point lower or one percentage point higher than the current health care cost trend rates.

	1% Decrease	Current Discount Rate	1% Increase
District's proportionate share of the net OPEB asset	\$ 3,751,807	\$ 4,312,102	\$ 4,787,487

	1% Decrease	Current Trend Rate	1% Increase
District's proportionate share of the net OPEB asset	\$ 4,757,979	\$ 4,312,102	\$ 3,768,953

NOTE 14 - BUDGETARY BASIS OF ACCOUNTING

While reporting financial position, results of operations, and changes in fund balance on the basis of generally accepted accounting principles (GAAP), the budgetary basis as provided by law is based upon accounting for certain transactions on a basis of cash receipts and disbursements.

**WARREN CITY SCHOOL DISTRICT
TRUMBULL COUNTY, OHIO**

NOTES TO THE BASIC FINANCIAL STATEMENTS
FOR THE FISCAL YEAR ENDED JUNE 30, 2021

NOTE 14 - BUDGETARY BASIS OF ACCOUNTING - (Continued)

The statement of revenue, expenditures and changes in fund balance - budget and actual (non-GAAP budgetary basis) presented for the general fund and ESSER fund are presented on the budgetary basis to provide a meaningful comparison of actual results with the budget. The major differences between the budget basis and the GAAP basis are that:

- (a) Revenues and other financing sources are recorded when received in cash (budget basis) as opposed to when susceptible to accrual (GAAP basis);
- (b) Expenditures and other financing uses are recorded when paid in cash (budget basis) as opposed to when the liability is incurred (GAAP basis);
- (c) In order to determine compliance with Ohio law, and to reserve that portion of the applicable appropriation, total outstanding encumbrances (budget basis) are recorded as the equivalent of an expenditure, as opposed to assigned or committed fund balance for that portion of outstanding encumbrances not already recognized as an account payable (GAAP basis); and,
- (d) Some funds are included in the general fund (GAAP basis), but have separate legally adopted budgets (budget basis).

The adjustments necessary to convert the results of operations for the year on the budget basis to the GAAP basis for the general fund is as follows:

Net Change in Fund Balance

	<u>General fund</u>	<u>ESSER fund</u>
Budget basis	\$ 3,457,237	\$ (9,224,666)
Net adjustment for revenue accruals	217,448	8,163,739
Net adjustment for expenditure accruals	(1,169,555)	(276,449)
Net adjustment for other sources/uses	(348,707)	-
Funds budgeted elsewhere	(282,402)	-
Adjustment for encumbrances	<u>4,229,110</u>	<u>1,067,385</u>
GAAP basis	<u>\$ 6,103,131</u>	<u>\$ (269,991)</u>

Certain funds that are legally budgeted in separate special revenue funds are considered part of the general fund on a GAAP basis. This includes the uniform school supplies fund, the public school support fund, the District agency fund, the District rotary fund, the recreation fund and the underground storage tank fund.

NOTE 15 - CONTINGENCIES

A. Grants

The District receives significant financial assistance from numerous Federal, State and local agencies in the form of grants. The disbursement of funds received under these programs generally requires compliance with terms and conditions specified in the grant agreements and are subject to audit by the grantor agencies. Any disallowed claims resulting from such audits could become a liability of the general fund or other applicable funds; however, in the opinion of management, any such disallowed claims will not have a material effect on the financial position of the District at June 30, 2021.

**WARREN CITY SCHOOL DISTRICT
TRUMBULL COUNTY, OHIO**

NOTES TO THE BASIC FINANCIAL STATEMENTS
FOR THE FISCAL YEAR ENDED JUNE 30, 2021

NOTE 15 - CONTINGENCIES - (Continued)

B. Litigation

The District is a party to legal proceedings seeking damages or injunctive relief generally incidental to its operations and spending projects. The District management is of the opinion that disposition of the claim and legal proceedings will not have a material effect, if any, on the financial condition of the District.

C. Foundation Funding

Foundation funding is based on the annualized full-time equivalent (FTE) enrollment of each student. The Ohio Department of Education (ODE) is legislatively required to adjust/reconcile funding as enrollment information is updated by schools throughout the State, which can extend past the fiscal year-end. As of the date of this report, additional ODE adjustments for fiscal year 2021 are finalized and did not result in a material adjustment.

NOTE 16 - SET-ASIDES

The District is required by State law to annually set-aside certain general fund revenue amounts, as defined by statutory formula, for the acquisition and construction of capital improvements. Amounts not spent by the end of the fiscal year or offset by similarly restricted resources received during the year must be held in cash at fiscal year-end. This amount must be carried forward to be used for the same purpose in future years. Expenditures exceeding the set-aside requirement may not be carried forward to the next fiscal year.

During fiscal years 2004 and 2020, the District issued \$38,000,000 and \$2,671,999, respectively, in capital related school improvement bonds. These proceeds may be used to reduce the capital improvements set-aside amount to below zero for future years. The amount presented for prior year offset from bond proceeds is limited to an amount needed to reduce the capital improvements set-aside balance to \$0. The District is responsible for tracking the amount of bond proceeds that may be used as an offset in future periods, which was \$40,671,999 at June 30, 2021.

The following cash-basis information describes the change in the fiscal year-end set-aside amount for capital improvements. Disclosure of this information is required by State statute.

	<u>Capital Improvements</u>
Set-aside balance June 30, 2020	\$ -
Current year set-aside requirement	808,286
Current year qualifying expenditures	(304,538)
Current year offsets	<u>(5,517,699)</u>
Total	<u>\$ (5,013,951)</u>
Balance carried forward to fiscal year 2022	<u>\$ -</u>
Set-aside balance June 30, 2021	<u>\$ -</u>

**WARREN CITY SCHOOL DISTRICT
TRUMBULL COUNTY, OHIO**

NOTES TO THE BASIC FINANCIAL STATEMENTS
FOR THE FISCAL YEAR ENDED JUNE 30, 2021

NOTE 17 - OTHER COMMITMENTS

The District utilizes encumbrance accounting as part of its budgetary controls. Encumbrances outstanding at year end may be reported as part of restricted, committed, or assigned classifications of fund balance. At year end, the District’s commitments for encumbrances in the governmental funds were as follows:

<u>Fund</u>	<u>Year-End Encumbrances</u>
General fund	\$ 3,168,808
ESSER fund	901,458
Other governmental	<u>861,705</u>
 Total	 <u>\$ 4,931,971</u>

NOTE 18 - TAX ABATEMENTS ENTERED INTO BY OTHER GOVERNMENTS

Other governments entered into property tax abatement agreements with property owners under the Enterprise Zone Agreement (“EZA”) program with the taxing districts of the District. The EZA program is a directive incentive tax exemption program benefiting property owners who renovate or construct new buildings. Under this program, the other governments designated areas to encourage revitalization of the existing housing stock and the development of new structures. Within the taxing districts of the District, the City of Warren has entered into such agreements. Under these agreements, the District’s property taxes were reduced by \$76,021. The District is not receiving any amounts from these other governments in association with the forgone property tax revenue.

NOTE 19 - COVID-19

The United States and the State of Ohio declared a state of emergency in March of 2020 due to the COVID-19 pandemic. The financial impact of COVID-19 and the continuing emergency measures may impact subsequent periods of the District. The District’s investment portfolio and the pension and other employee benefits plan in which the District participate fluctuates with market conditions, and due to market volatility, the amount of gains or losses that will be realized in subsequent periods, if any, cannot be determined. In addition, the impact on the District’s future operating costs, revenues, and additional recovery from emergency funding, either federal or state, cannot be estimated.

NOTE 20 - SUBSEQUENT EVENT

For fiscal year 2022, District foundation funding received from the State of Ohio will be funded using a direct funding model. Under this new model, community school, STEM school, scholarship, and open enrollment funding will be directly funded by the State of Ohio to the respective educating schools. For fiscal year 2021 and prior, the amounts related to students who were residents of the District were funded to the District who, in turn, made the payment to the educating school. For fiscal year 2021, the District reported \$11,861,783 in revenues and expenditures/expenses related to these programs. Also, during fiscal year 2021, the District reported \$749,656 in tuition and fees from the resident school districts which will be direct funded to the District as the educating entity in fiscal year 2022. This new funding system calculates a unique base cost and a unique “per-pupil local capacity amount” for each District. The District’s state core foundation funding is then calculated. Any change in funding will be subject to a phase in percentage of 16.67 percent for fiscal year 2022 and 33.33 percent for fiscal year 2023.

REQUIRED SUPPLEMENTARY INFORMATION

**WARREN CITY SCHOOL DISTRICT
TRUMBULL COUNTY, OHIO**

SCHEDULES OF REQUIRED SUPPLEMENTARY INFORMATION

SCHEDULE OF THE DISTRICT'S PROPORTIONATE SHARE OF
THE NET PENSION LIABILITY
SCHOOL EMPLOYEES RETIREMENT SYSTEM (SERS) OF OHIO

LAST EIGHT FISCAL YEARS

	<u>2021</u>	<u>2020</u>	<u>2019</u>	<u>2018</u>
District's proportion of the net pension liability	0.30249190%	0.31081380%	0.30541030%	0.30535220%
District's proportionate share of the net pension liability	\$ 20,007,452	\$ 18,596,535	\$ 17,491,414	\$ 18,244,119
District's covered payroll	\$ 10,649,036	\$ 10,669,052	\$ 10,402,778	\$ 9,790,986
District's proportionate share of the net pension liability as a percentage of its covered payroll	187.88%	174.30%	168.14%	186.34%
Plan fiduciary net position as a percentage of the total pension liability	68.55%	70.85%	71.36%	69.50%

Note: Information prior to 2014 was unavailable. Schedule is intended to show information for 10 years. Additional years will be displayed as they become available.

Amounts presented for each fiscal year were determined as of the District's measurement date which is the prior year-end.

SEE ACCOMPANYING NOTES TO THE REQUIRED SUPPLEMENTARY INFORMATION

<u>2017</u>	<u>2016</u>	<u>2015</u>	<u>2014</u>
0.30236630%	0.29934440%	0.30179600%	0.30179600%
\$ 22,130,423	\$ 17,080,882	\$ 15,273,724	\$ 17,946,840
\$ 9,410,507	\$ 9,011,829	\$ 8,769,610	\$ 8,351,055
235.17%	189.54%	174.17%	214.91%
62.98%	69.16%	71.70%	65.52%

**WARREN CITY SCHOOL DISTRICT
TRUMBULL COUNTY, OHIO**

SCHEDULES OF REQUIRED SUPPLEMENTARY INFORMATION

SCHEDULE OF THE DISTRICT'S PROPORTIONATE SHARE OF
THE NET PENSION LIABILITY
STATE TEACHERS RETIREMENT SYSTEM (STRS) OF OHIO

LAST EIGHT FISCAL YEARS

	<u>2021</u>	<u>2020</u>	<u>2019</u>	<u>2018</u>
District's proportion of the net pension liability	0.24535439%	0.25101979%	0.26234712%	0.25410981%
District's proportionate share of the net pension liability	\$ 59,367,032	\$ 55,511,518	\$ 57,684,241	\$ 60,364,330
District's covered payroll	\$ 29,464,121	\$ 29,259,014	\$ 30,477,886	\$ 27,872,214
District's proportionate share of the net pension liability as a percentage of its covered payroll	201.49%	189.72%	189.27%	216.58%
Plan fiduciary net position as a percentage of the total pension liability	75.48%	77.40%	77.31%	75.30%

Note: Information prior to 2014 was unavailable. Schedule is intended to show information for 10 years. Additional years will be displayed as they become available.

Amounts presented for each fiscal year were determined as of the District's measurement date which is the prior year-end.

SEE ACCOMPANYING NOTES TO THE REQUIRED SUPPLEMENTARY INFORMATION

<u>2017</u>	<u>2016</u>	<u>2015</u>	<u>2014</u>
0.25876734%	0.25283573%	0.25280771%	0.25280771%
\$ 86,617,229	\$ 69,876,400	\$ 61,491,584	\$ 73,248,373
\$ 27,613,857	\$ 26,677,657	\$ 25,829,962	\$ 28,375,285
313.67%	261.93%	238.06%	258.14%
66.80%	72.10%	74.70%	69.30%

**WARREN CITY SCHOOL DISTRICT
TRUMBULL COUNTY, OHIO**

SCHEDULES OF REQUIRED SUPPLEMENTARY INFORMATION

SCHEDULE OF DISTRICT PENSION CONTRIBUTIONS
SCHOOL EMPLOYEES RETIREMENT SYSTEM (SERS) OF OHIO

	LAST TEN FISCAL YEARS			
	<u>2021</u>	<u>2020</u>	<u>2019</u>	<u>2018</u>
Contractually required contribution	\$ 1,469,990	\$ 1,490,865	\$ 1,440,322	\$ 1,404,375
Contributions in relation to the contractually required contribution	<u>(1,469,990)</u>	<u>(1,490,865)</u>	<u>(1,440,322)</u>	<u>(1,404,375)</u>
Contribution deficiency (excess)	<u>\$ -</u>	<u>\$ -</u>	<u>\$ -</u>	<u>\$ -</u>
District's covered payroll	\$ 10,499,929	\$ 10,649,036	\$ 10,669,052	\$ 10,402,778
Contributions as a percentage of covered payroll	14.00%	14.00%	13.50%	13.50%

SEE ACCOMPANYING NOTES TO THE REQUIRED SUPPLEMENTARY INFORMATION

<u>2017</u>	<u>2016</u>	<u>2015</u>	<u>2014</u>	<u>2013</u>	<u>2012</u>
\$ 1,370,738	\$ 1,317,471	\$ 1,187,759	\$ 1,215,468	\$ 1,155,786	\$ 1,177,431
<u>(1,370,738)</u>	<u>(1,317,471)</u>	<u>(1,187,759)</u>	<u>(1,215,468)</u>	<u>(1,155,786)</u>	<u>(1,177,431)</u>
<u>\$ -</u>	<u>\$ -</u>	<u>\$ -</u>	<u>\$ -</u>	<u>\$ -</u>	<u>\$ -</u>
\$ 9,790,986	\$ 9,410,507	\$ 9,011,829	\$ 8,769,610	\$ 8,351,055	\$ 8,754,134
14.00%	14.00%	13.18%	13.86%	13.84%	13.45%

**WARREN CITY SCHOOL DISTRICT
TRUMBULL COUNTY, OHIO**

SCHEDULES OF REQUIRED SUPPLEMENTARY INFORMATION

SCHEDULE OF DISTRICT PENSION CONTRIBUTIONS
STATE TEACHERS RETIREMENT SYSTEM (STRS) OF OHIO

	LAST TEN FISCAL YEARS			
	<u>2021</u>	<u>2020</u>	<u>2019</u>	<u>2018</u>
Contractually required contribution	\$ 4,341,299	\$ 4,124,977	\$ 4,096,262	\$ 4,266,904
Contributions in relation to the contractually required contribution	<u>(4,341,299)</u>	<u>(4,124,977)</u>	<u>(4,096,262)</u>	<u>(4,266,904)</u>
Contribution deficiency (excess)	<u>\$ -</u>	<u>\$ -</u>	<u>\$ -</u>	<u>\$ -</u>
District's covered payroll	\$ 31,009,279	\$ 29,464,121	\$ 29,259,014	\$ 30,477,886
Contributions as a percentage of covered payroll	14.00%	14.00%	14.00%	14.00%

SEE ACCOMPANYING NOTES TO THE REQUIRED SUPPLEMENTARY INFORMATION

<u>2017</u>	<u>2016</u>	<u>2015</u>	<u>2014</u>	<u>2013</u>	<u>2012</u>
\$ 3,902,110	\$ 3,865,940	\$ 3,734,872	\$ 3,357,895	\$ 3,688,787	\$ 3,929,104
<u>(3,902,110)</u>	<u>(3,865,940)</u>	<u>(3,734,872)</u>	<u>(3,357,895)</u>	<u>(3,688,787)</u>	<u>(3,929,104)</u>
<u>\$ -</u>	<u>\$ -</u>	<u>\$ -</u>	<u>\$ -</u>	<u>\$ -</u>	<u>\$ -</u>
\$ 27,872,214	\$ 27,613,857	\$ 26,677,657	\$ 25,829,962	\$ 28,375,285	\$ 30,223,877
14.00%	14.00%	14.00%	13.00%	13.00%	13.00%

**WARREN CITY SCHOOL DISTRICT
TRUMBULL COUNTY, OHIO**

SCHEDULES OF REQUIRED SUPPLEMENTARY INFORMATION

SCHEDULE OF THE DISTRICT'S PROPORTIONATE SHARE OF
THE NET OPEB LIABILITY
SCHOOL EMPLOYEES RETIREMENT SYSTEM (SERS) OF OHIO

LAST FIVE FISCAL YEARS

	<u>2021</u>	<u>2020</u>	<u>2019</u>	<u>2018</u>
District's proportion of the net OPEB liability	0.30330870%	0.31941810%	0.31125300%	0.31042100%
District's proportionate share of the net OPEB liability	\$ 6,591,891	\$ 8,032,693	\$ 8,634,999	\$ 8,330,884
District's covered payroll	\$ 10,649,036	\$ 10,669,052	\$ 10,402,778	\$ 9,790,986
District's proportionate share of the net OPEB liability as a percentage of its covered payroll	61.90%	75.29%	83.01%	85.09%
Plan fiduciary net position as a percentage of the total OPEB liability	18.17%	15.57%	13.57%	12.46%

Note: Information prior to 2017 was unavailable. Schedule is intended to show information for 10 years. Additional years will be displayed as they become available.

Amounts presented for each fiscal year were determined as of the District's measurement date which is the prior year-end.

SEE ACCOMPANYING NOTES TO THE REQUIRED SUPPLEMENTARY INFORMATION

2017

0.30690677%

\$ 8,747,978

\$ 9,410,507

92.96%

11.49%

**WARREN CITY SCHOOL DISTRICT
TRUMBULL COUNTY, OHIO**

SCHEDULES OF REQUIRED SUPPLEMENTARY INFORMATION

SCHEDULE OF THE DISTRICT'S PROPORTIONATE SHARE OF
THE NET OPEB LIABILITY/ASSET
STATE TEACHERS RETIREMENT SYSTEM (STRS) OF OHIO

LAST FIVE FISCAL YEARS

	<u>2021</u>	<u>2020</u>	<u>2019</u>	<u>2018</u>
District's proportion of the net OPEB liability/asset	0.24535439%	0.25101979%	0.26234712%	0.25410981%
District's proportionate share of the net OPEB liability/(asset)	\$ (4,312,102)	\$ (4,157,489)	\$ (4,215,650)	\$ 9,914,427
District's covered payroll	\$ 29,464,121	\$ 29,259,014	\$ 30,477,886	\$ 27,872,214
District's proportionate share of the net OPEB liability/asset as a percentage of its covered payroll	14.64%	14.21%	13.83%	35.57%
Plan fiduciary net position as a percentage of the total OPEB liability/asset	182.10%	174.70%	176.00%	47.10%

Note: Information prior to 2017 was unavailable. Schedule is intended to show information for 10 years. Additional years will be displayed as they become available.

Amounts presented for each fiscal year were determined as of the District's measurement date which is the prior year-end.

SEE ACCOMPANYING NOTES TO THE REQUIRED SUPPLEMENTARY INFORMATION

2017

0.25876734%

\$ 13,838,945

\$ 27,613,857

50.12%

37.33%

**WARREN CITY SCHOOL DISTRICT
TRUMBULL COUNTY, OHIO**

SCHEDULES OF REQUIRED SUPPLEMENTARY INFORMATION

SCHEDULE OF DISTRICT OPEB CONTRIBUTIONS
SCHOOL EMPLOYEES RETIREMENT SYSTEM (SERS) OF OHIO

	LAST TEN FISCAL YEARS			
	<u>2021</u>	<u>2020</u>	<u>2019</u>	<u>2018</u>
Contractually required contribution	\$ 144,917	\$ 144,780	\$ 224,236	\$ 220,116
Contributions in relation to the contractually required contribution	<u>(144,917)</u>	<u>(144,780)</u>	<u>(224,236)</u>	<u>(220,116)</u>
Contribution deficiency (excess)	<u>\$ -</u>	<u>\$ -</u>	<u>\$ -</u>	<u>\$ -</u>
District's covered payroll	\$ 10,499,929	\$ 10,649,036	\$ 10,669,052	\$ 10,402,778
Contributions as a percentage of covered payroll	1.38%	1.36%	2.10%	2.12%

SEE ACCOMPANYING NOTES TO THE REQUIRED SUPPLEMENTARY INFORMATION

<u>2017</u>	<u>2016</u>	<u>2015</u>	<u>2014</u>	<u>2013</u>	<u>2012</u>
\$ 171,773	\$ 157,406	\$ 228,743	\$ 171,193	\$ 159,696	\$ 193,879
<u>(171,773)</u>	<u>(157,406)</u>	<u>(228,743)</u>	<u>(171,193)</u>	<u>(159,696)</u>	<u>(193,879)</u>
<u>\$ -</u>	<u>\$ -</u>	<u>\$ -</u>	<u>\$ -</u>	<u>\$ -</u>	<u>\$ -</u>
\$ 9,790,986	\$ 9,410,507	\$ 9,011,829	\$ 8,769,610	\$ 8,351,055	\$ 8,754,134
1.75%	1.67%	2.54%	1.95%	1.91%	2.21%

**WARREN CITY SCHOOL DISTRICT
TRUMBULL COUNTY, OHIO**

SCHEDULES OF REQUIRED SUPPLEMENTARY INFORMATION

SCHEDULE OF DISTRICT OPEB CONTRIBUTIONS
STATE TEACHERS RETIREMENT SYSTEM (STRS) OF OHIO

	LAST TEN FISCAL YEARS			
	<u>2021</u>	<u>2020</u>	<u>2019</u>	<u>2018</u>
Contractually required contribution	\$ -	\$ -	\$ -	\$ -
Contributions in relation to the contractually required contribution	<u>-</u>	<u>-</u>	<u>-</u>	<u>-</u>
Contribution deficiency (excess)	<u>\$ -</u>	<u>\$ -</u>	<u>\$ -</u>	<u>\$ -</u>
District's covered payroll	\$ 31,009,279	\$ 29,464,121	\$ 29,259,014	\$ 30,477,886
Contributions as a percentage of covered payroll	0.00%	0.00%	0.00%	0.00%

SEE ACCOMPANYING NOTES TO THE REQUIRED SUPPLEMENTARY INFORMATION

<u>2017</u>	<u>2016</u>	<u>2015</u>	<u>2014</u>	<u>2013</u>	<u>2012</u>
\$ -	\$ -	\$ -	\$ 264,471	\$ 283,753	\$ 302,239
-	-	-	(264,471)	(283,753)	(302,239)
<u>\$ -</u>	<u>\$ -</u>	<u>\$ -</u>	<u>\$ -</u>	<u>\$ -</u>	<u>\$ -</u>
\$ 27,872,214	\$ 27,613,857	\$ 26,677,657	\$ 25,829,962	\$ 28,375,285	\$ 30,223,877
0.00%	0.00%	0.00%	1.00%	1.00%	1.00%

**WARREN CITY SCHOOL DISTRICT
TRUMBULL COUNTY, OHIO**

NOTES TO THE REQUIRED SUPPLEMENTARY INFORMATION
FOR THE FISCAL YEAR ENDED JUNE 30, 2021

PENSION

SCHOOL EMPLOYEES RETIREMENT SYSTEM (SERS) OF OHIO

Changes in benefit terms: There were no changes in benefit terms from the amounts reported for fiscal years 2014-2017. For fiscal year 2018, SERS changed from a fixed 3% annual increase to a Cost of Living Adjustment (COLA) based on the changes in the Consumer Price Index (CPI-W), with a cap of 2.5% and a floor of 0%. There were no changes in benefit terms from the amounts previously reported for fiscal years 2019-2021.

Changes in assumptions: There were no changes in methods and assumptions used in the calculation of actuarial determined contributions for fiscal years 2014-2016. For fiscal year 2017, the following changes of assumptions affected the total pension liability since the prior measurement date: (a) the assumed rate of inflation was reduced from 3.25% to 3.00%, (b) payroll growth assumption was reduced from 4.00% to 3.50%, (c) assumed real wage growth was reduced from 0.75% to 0.50%, (d) rates of withdrawal, retirement and disability were updated to reflect recent experience, (e) mortality among active members was updated to RP-2014 Blue Collar Mortality Table with fully generational projection and a five year age set-back for both males and females, (f) mortality among service retired members and beneficiaries was updated to the following RP-2014 Blue Collar Mortality Table with fully generational projection with Scale BB, 120% of male rates and 110% of female rates, (g) mortality among disabled members was updated to RP-2000 Disabled Mortality Table, 90% for male rates and 100% for female rates, set back five years is used for the period after disability retirement and (h) the discount rate was reduced from 7.75% to 7.50%. There were no changes in methods and assumptions used in the calculation of actuarial determined contributions for fiscal years 2018-2021.

STATE TEACHERS RETIREMENT SYSTEM (STRS) OF OHIO

Changes in benefit terms: There were no changes in benefit terms from the amounts reported for fiscal years 2014-2017. For fiscal year 2018, STRS decreased the Cost of Living Adjustment (COLA) to zero. There were no changes in benefit terms from amounts previously reported for fiscal years 2019-2021.

Changes in assumptions: There were no changes in methods and assumptions used in the calculation of actuarial determined contributions for fiscal years 2014-2017. For fiscal year 2018, the following changes of assumption affected the total pension liability since the prior measurement date: (a) the long-term expected rate of return was reduced from 7.75% to 7.45%, (b) the inflation assumption was lowered from 2.75% to 2.50%, (c) the payroll growth assumption was lowered to 3.00%, (d) total salary increases rate was lowered by decreasing the merit component of the individual salary increases, in addition to a decrease of 0.25% due to lower inflation, (e) the healthy and disabled mortality assumptions were updated to the RP-2014 mortality tables with generational improvement scale MP-2016 and (f) rates of retirement, termination and disability were modified to better reflect anticipated future experience. There were no changes in methods and assumptions used in the calculation of actuarial determined contributions for fiscal years 2019-2021.

OTHER POSTEMPLOYMENT BENEFITS (OPEB)

SCHOOL EMPLOYEES RETIREMENT SYSTEM (SERS) OF OHIO

Changes in benefit terms: There were no changes in benefit terms from the amounts previously reported for fiscal years 2017-2021.

(Continued)

**WARREN CITY SCHOOL DISTRICT
TRUMBULL COUNTY, OHIO**

NOTES TO THE REQUIRED SUPPLEMENTARY INFORMATION (CONTINUED)
FOR THE FISCAL YEAR ENDED JUNE 30, 2021

OTHER POSTEMPLOYMENT BENEFITS (OPEB) (Continued)

Changes in assumptions: There were no changes in methods and assumptions used in the calculation of actuarial determined contributions for fiscal year 2017. For fiscal year 2018, the following changes of assumptions affected the total OPEB liability since the prior measurement date: (a) assumed rate of inflation was reduced from 3.25% to 3.00%, (b) payroll growth assumption was reduced from 4.00% to 3.50%, (c) assumed real wage growth was reduced from 0.75% to 0.50%, (d) rates of withdrawal, retirement, and disability were updated to reflect recent experience, (e) mortality among active members was updated to the following: RP-2014 Blue Collar Mortality Table with fully generational projection and a five-year age set-back for both males and females, (f) mortality among service retired members and beneficiaries was updated to the following: RP-2014 Blue Collar Mortality Table with fully generational projection with Scale BB, 120% of male rates, and 110% of female rates, (g) mortality among disabled members was updated to the following: RP-2000 Disabled Mortality Table, 90% for male rates and 100% for female rates, set back five years is used for the period after disability retirement, (h) the municipal bond index rate increased from 2.92% to 3.56% and (i) the single equivalent interest rate, net of plan investment expense, including price inflation increased from 2.98% to 3.63%. For fiscal year 2019, the following changes of assumptions affected the total OPEB liability since the prior measurement date: (a) the discount rate increased from 3.63% to 3.70%, (b) the health care cost trend rates for Medicare were changed from a range of 5.50%-5.00% to a range of 5.375%-4.75% and Pre-Medicare were changed from a range of 7.50%-5.00% to a range of 7.25%-4.75%, (c) the municipal bond index rate increased from 3.56% to 3.62% and (d) the single equivalent interest rate, net of plan investment expense, including price inflation increased from 3.63% to 3.70%. For fiscal year 2020, the following changes of assumptions affected the total OPEB liability since the prior measurement date: (a) the discount rate decreased from 3.70% to 3.22%, (b) the health care cost trend rates for Medicare were changed from a range of 5.375%-4.75% to a range of 5.25%-4.75% and Pre-Medicare were changed from a range of 7.25%-4.75% to a range of 7.00%-4.75%, (c) the municipal bond index rate decreased from 3.62% to 3.13% and (d) the single equivalent interest rate, net of plan investment expense, including price inflation decreased from 3.70% to 3.22%. For fiscal year 2021, the following changes of assumptions affected the total OPEB liability since the prior measurement date: (a) the discount rate decreased from 3.22% to 2.63% and (b) the municipal bond index rate decreased from 3.13% to 2.45%.

STATE TEACHERS RETIREMENT SYSTEM (STRS) OF OHIO

Changes in benefit terms: There were no changes in benefit terms from the amounts previously reported for fiscal year 2017. For fiscal year 2018, STRS reduced the subsidy multiplier for non-Medicare benefit recipients from 2.1% to 1.9% per year of service. Medicare Part B premium reimbursements were discontinued for certain survivors and beneficiaries and all remaining Medicare Part B premium reimbursements will be discontinued beginning January 2019. For fiscal year 2019, STRS increased the subsidy multiplier for non-Medicare benefit recipients from 1.9% to 1.944% per year of service effective January 1, 2019. The non-Medicare frozen subsidy base premium was increased January 1, 2019 and all remaining Medicare Part B premium reimbursements will be discontinued beginning January 1, 2020. For fiscal year 2020, STRS increased the subsidy percentage from 1.944% to 1.984% effective January 1, 2020. The Medicare subsidy percentages were adjusted effective January 1, 2021 to 2.1% for the Medicare plan. The Medicare Part B monthly reimbursement elimination date was postponed to January 1, 2021. For fiscal year 2021, the non-Medicare subsidy percentage was increased effective January 1, 2021 from 1.984% to 2.055% per year of service. The non-Medicare frozen subsidy base premium was increased effective January 1, 2021. The Medicare subsidy percentages were adjusted effective January 1, 2021 to 2.1% for the AMA Medicare plan. The Medicare Part B monthly reimbursement elimination date was postponed indefinitely.

Changes in assumptions: There were no changes in methods and assumptions used in the calculation of actuarial determined contributions for fiscal year 2017. For fiscal year 2018, the following changes of assumptions affected the total OPEB liability since the prior measurement date: (a) the discount rate was increased from 3.26% to 4.13% based on the methodology defined under GASB Statement No. 74, Financial Reporting for Postemployment Benefit Plans Other Than Pension Plans (OPEB), (b) the long term expected rate of return was reduced from 7.75% to 7.45%, (c) valuation year per capita health care costs were updated, and the salary scale was modified, (d) the percentage of future retirees electing each option was updated based on current data and the percentage of future disabled retirees and terminated vested participants electing health coverage were decreased and (e) the assumed mortality, disability, retirement, withdrawal and future health care cost trend rates were modified along with the portion of rebated prescription drug costs. For fiscal year 2019, the following changes of assumptions affected the total OPEB liability/asset since the prior measurement date: (a) the discount rate was increased from the blended rate of 4.13% to the long-term expected rate of return of 7.45% based on the methodology defined under GASB Statement No. 74, Financial Reporting for Postemployment Benefit Plans Other Than Pension Plans (OPEB) and (b) decrease in health care cost trend rates from 6.00%-11.00% initial; 4.50% ultimate down to Medical Pre-Medicare 6.00% and Medicare 5.00% initial; 4.00% ultimate and Prescription Drug Pre-Medicare 8.00% and Medicare (5.23%) initial; 4.00% ultimate. For fiscal year 2020, health care cost trend rates were changed to the following: medical pre-Medicare from 6.00% initial - 4.00% ultimate down to 5.87% initial - 4.00% ultimate; medical Medicare from 5.00% initial - 4.00% ultimate down to 4.93% initial - 4.00% ultimate; prescription drug pre-Medicare from 8.00% initial - 4.00% ultimate down to 7.73% initial - 4.00% ultimate and (5.23%) initial - 4.00% ultimate up to 9.62% initial - 4.00% ultimate. For fiscal year 2021, health care cost trend rates were changed to the following: medical pre-Medicare from 5.87% initial - 4.00% ultimate down to 5.00% initial - 4.00% ultimate; medical Medicare from 4.93% initial - 4.00% ultimate down to 9.62% initial - 4.00% ultimate up to 11.87% initial - 4.00% ultimate.

INDEPENDENT AUDITOR’S REPORT ON INTERNAL CONTROL OVER FINANCIAL REPORTING AND ON COMPLIANCE AND OTHER MATTERS BASED ON AN AUDIT OF FINANCIAL STATEMENTS PERFORMED IN ACCORDANCE WITH GOVERNMENT AUDITING STANDARDS

To the Board of Education
Warren City School District
Trumbull County, Ohio
105 High Street North East
Warren, OH 44481

We have audited, in accordance with the auditing standards generally accepted in the United States of America and the standards applicable to financial audits contained in *Government Auditing Standards* issued by the Comptroller General of the United States, the financial statements of the governmental activities, each major fund, and the aggregate remaining fund information of Warren City School District, Trumbull County, Ohio (the “District”) as of and for the year ended June 30, 2021, and the related notes to the financial statements, which collectively comprise the District’s basic financial statements, and have issued our report thereon dated December 17, 2021.

Internal Control over Financial Reporting

In planning and performing our audit of the financial statements, we considered the District's internal control over financial reporting (internal control) as a basis for designing audit procedures that are appropriate in the circumstances for the purpose of expressing our opinions on the financial statements, but not for the purpose of expressing an opinion on the effectiveness of the District’s internal control. Accordingly, we do not express an opinion on the effectiveness of the District’s internal control.

A *deficiency in internal control* exists when the design or operation of a control does not allow management or employees, in the normal course of performing their assigned functions, to prevent, or detect and correct, misstatements on a timely basis. A *material weakness* is a deficiency, or a combination of deficiencies, in internal control, such that there is a reasonable possibility that a material misstatement of the entity’s financial statements will not be prevented, or detected and corrected on a timely basis. A *significant deficiency* is a deficiency, or a combination of deficiencies, in internal control that is less severe than a material weakness, yet important enough to merit attention by those charged with governance.

Our consideration of internal control was for the limited purpose described in the first paragraph of this section and was not designed to identify all deficiencies in internal control that might be material weaknesses or significant deficiencies. Given these limitations, during our audit we did not identify any deficiencies in internal control that we consider to be material weaknesses. However, material weaknesses or significant deficiencies may exist that have not been identified.

Compliance and Other Matters

As part of obtaining reasonable assurance about whether the District's financial statements are free from material misstatement, we performed tests of its compliance with certain provisions of laws, regulations, contracts, and grant agreements, noncompliance with which could have a direct and material effect on the financial statements. However, providing an opinion on compliance with those provisions was not an objective of our audit, and accordingly, we do not express such an opinion. The results of our tests disclosed no instances of noncompliance or other matters that are required to be reported under *Government Auditing Standards*.

Purpose of this Report

The purpose of this report is solely to describe the scope of our testing of internal control and compliance and the results of that testing, and not to provide an opinion on the effectiveness of the entity's internal control or on compliance. This report is an integral part of an audit performed in accordance with *Government Auditing Standards* in considering the entity's internal control and compliance. Accordingly, this communication is not suitable for any other purpose.

Rea & Associates, Inc.

Rea & Associates, Inc.
New Philadelphia, Ohio
December 17, 2021

INDEPENDENT AUDITOR'S REPORT ON COMPLIANCE FOR EACH MAJOR FEDERAL PROGRAM AND REPORT ON INTERNAL CONTROL OVER COMPLIANCE REQUIRED BY THE UNIFORM GUIDANCE

To the Board of Education
Warren City School District
Trumbull County, Ohio
105 High Street North East
Warren, OH 44481

Report on Compliance for Each Major Federal Program

We have audited Warren City School District's, Trumbull County, Ohio (the District) compliance with the types of compliance requirements described in the *OMB Compliance Supplement* that could have a direct and material effect on each of the District's major federal programs for the year ended June 30, 2021. The District's major federal programs are identified in the summary of auditor's results section of the accompanying schedule of findings and questioned costs.

Management's Responsibility

Management is responsible for compliance with the federal statutes, regulations, and the terms and conditions of its federal awards applicable to its federal programs.

Auditor's Responsibility

Our responsibility is to express an opinion on compliance for each of the District's major federal programs based on our audit of the types of compliance requirements referred to above. We conducted our audit of compliance in accordance with auditing standards generally accepted in the United States of America; the standards applicable to financial audits contained in *Government Auditing Standards*, issued by the Comptroller General of the United States; and the audit requirements of *Title 2 U.S. Code of Federal Regulations Part 200, Uniform Administrative Requirements, Cost Principles, and Audit Requirements for Federal Awards* (Uniform Guidance). Those standards and the Uniform Guidance require that we plan and perform the audit to obtain reasonable assurance about whether noncompliance with the types of compliance requirements referred to above that could have a direct and material effect on a major federal program occurred. An audit includes examining, on a test basis, evidence about the District's compliance with those requirements and performing such other procedures as we considered necessary in the circumstances.

We believe that our audit provides a reasonable basis for our opinion on compliance for each major federal program. However, our audit does not provide a legal determination of the District's compliance.

Opinion on Each Major Federal Program

In our opinion, Warren City School District, Trumbull County, Ohio complied, in all material respects, with the types of compliance requirements referred to above that could have a direct and material effect on each of its major federal programs for the year ended June 30, 2021.

Report on Internal Control over Compliance

Management of the District is responsible for establishing and maintaining effective internal control over compliance with the types of compliance requirements referred to above. In planning and performing our audit of compliance, we considered the District's internal control over compliance with the types of requirements that could have a direct and material effect on each major federal program to determine the auditing procedures that are appropriate in the circumstances for the purpose of expressing an opinion on compliance for each major federal program and to test and report on internal control over compliance in accordance with the Uniform Guidance, but not for the purpose of expressing an opinion on the effectiveness of internal control over compliance. Accordingly, we do not express an opinion on the effectiveness of the District's internal control over compliance.

A deficiency in internal control over compliance exists when the design or operation of a control over compliance does not allow management or employees, in the normal course of performing their assigned functions, to prevent, or detect and correct, noncompliance with a type of compliance requirement of a federal program on a timely basis. A *material weakness in internal control over compliance* is a deficiency, or combination of deficiencies, in internal control over compliance, such that there is a reasonable possibility that material noncompliance with a type of compliance requirement of a federal program will not be prevented, or detected and corrected, on a timely basis. A *significant deficiency in internal control over compliance* is a deficiency, or a combination of deficiencies, in internal control over compliance with a type of compliance requirement of a federal program that is less severe than a material weakness in internal control over compliance, yet important enough to merit attention by those charged with governance.

Our consideration of internal control over compliance was for the limited purpose described in the first paragraph of this section and was not designed to identify all deficiencies in internal control over compliance that might be material weaknesses or significant deficiencies. We did not identify any deficiencies in internal control over compliance that we consider to be material weaknesses. However, material weaknesses may exist that have not been identified.

The purpose of this report on internal control over compliance is solely to describe the scope of our testing of internal control over compliance and the results of that testing based on the requirements of the Uniform Guidance. Accordingly, this report is not suitable for any other purpose.

Rea & Associates, Inc.

Rea & Associates, Inc.
New Philadelphia, Ohio
December 17, 2021

Warren City School District
Trumbull County, Ohio
Schedule of Expenditures of Federal Awards
For the Fiscal Year Ended June 30, 2021

Federal Grantor/Pass Through Grantor Program Title	Grant Year/ Direct Award No.	ALN Number	Federal Expenditures	Amounts Paid to Subrecipients
U.S. DEPARTMENT OF EDUCATION				
<i>Passed Through Ohio Department of Education:</i>				
<i>Title I:</i>				
Title I Grants to Local Educational Agencies	2020	84.010	\$ 671,813	\$ 0
Title I Grants to Local Educational Agencies	2021	84.010A	2,954,537	0
Title I Neglected	2020	84.010	10,824	0
Title I Neglected	2021	84.010A	45,696	0
Title I Delinquent	2020	84.010	23,178	0
Title I Delinquent	2021	84.010A	82,870	0
Expanding Opportunities for Each Child	2020	84.010	82,357	0
Expanding Opportunities for Each Child	2021	84.010A	78,554	0
School Quality Improvement	2020	84.010	113,779	0
School Quality Improvement	2021	84.010A	272,508	0
Total Title I			4,336,116	0
<i>Special Education Cluster:</i>				
Special Education - Grants to States	2020	84.027	242,375	0
Special Education - Grants to States	2021	84.027A	881,266	0
Title VI-B Preschool Restoration	2021	84.173A	9,773	0
Total Special Education - Grants to States			1,133,414	0
<i>Total Special Education Cluster:</i>				
			1,133,414	0
21st Century Community Learning Centers	2020	84.287	5,006	0
21st Century Community Learning Centers	2021	84.287A	135,908	0
Total 21st Century Community Learning Centers			140,914	0
Title II-A - Improving Teacher Quality	2020	84.367	48,127	0
Title II-A - Improving Teacher Quality	2021	84.367A	307,739	0
Total Title II-A - Improving Teacher Quality			355,866	0
Education Stabilization Fund Program - ESSER I - COVID-19	2020	84.425D	2,455,385	0
Education Stabilization Fund Program - OCER-Ohio Collab - COVID-19	2021	84.425D	51,771	0
Education Stabilization Fund Program - ESSER II - COVID-19	2021	84.425D	7,720,295	0
Total Education Stabilization Fund Program			10,227,451	0
Title IV-A - Student Support and Academic Enrichment	2020	84.424	16,549	0
Title IV-A - Student Support and Academic Enrichment	2021	84.424A	216,293	0
Total Title IV-A - Student Support and Academic Enrichment			232,842	0
McKinney - Vento Homeless Assistance Program	2020	84.196	186	0
McKinney - Vento Homeless Assistance Program	2021	84.196A	23,069	0
Total McKinney - Vento Homeless Assistance Program			23,255	0
Total U.S. Department of Education			16,449,858	0
U.S. DEPARTMENT OF AGRICULTURE				
<i>Passed Through Ohio Department of Education:</i>				
<i>Child Nutrition Cluster:</i>				
<i>Non-Cash Assistance (Food Distribution):</i>				
School Breakfast Program	2021	10.553	81,997	0
National School Lunch Program	2021	10.555	174,244	0
<i>Non-Cash Assistance Subtotal</i>			256,241	0

Warren City School District
Trumbull County, Ohio
Schedule of Expenditures of Federal Awards (Continued)
For the Fiscal Year Ended June 30, 2021

Federal Grantor/Pass Through Grantor Program Title	Grant Year/ Direct Award No.	ALN Number	Federal Expenditures	Amounts Paid to Subrecipients
<i>Cash Assistance:</i>				
Summer Food Service Program	2021	10.559	2,937,103	0
Summer Food Service Program: COVID-19	2021	10.559	1,222,222	0
<i>Cash Assistance Subtotal</i>			4,159,325	0
<i>Total Child Nutrition Cluster</i>			4,415,566	0
Fresh Fruit and Vegetable	2021	10.582	161,206	0
Child and Adult Care Food Program	2021	10.558	30,915	0
Total U.S. Department of Agriculture			4,607,687	0
U.S. DEPARTMENT OF TREASURY				
<i>Passed Through Ohio Department of Education:</i>				
Coronavirus Relief Fund - CRF Urban - COVID-19	2021	21.019	175,361	0
Coronavirus Relief Fund - BroadbandOhio Connectivity Grant - COVID-19	2021	21.019	147,864	0
Total Coronavirus Relief Fund			323,225	0
Total U.S. Department of Treasury			323,225	0
THE INSTITUTE OF MUSEUM AND LIBRARY SERVICES				
<i>Passed Through State Library of Ohio:</i>				
Library Services Tech	2021	45.310	2,965	0
Total Institute of Museum and Library Services			2,965	0
TOTAL FEDERAL ASSISTANCE			\$ 21,383,735	\$ 0

See accompanying notes to the Schedule of Expenditures of Federal Awards

Warren City School District
Trumbull County, Ohio
Notes to the Schedule of Expenditures of Federal Awards
2CFR 200.510(b)(6)
For the Fiscal Year Ended June 30, 2021

NOTE A – BASIS OF PRESENTATION

The accompanying Schedule of Expenditures of Federal Awards (the Schedule) includes the federal award activity of Warren City School District (the District) under programs of the federal government for the year ended June 30, 2021. The information on this Schedule is prepared in accordance with the requirements of Title 2 U.S. Code of Federal Regulations Part 200, *Uniform Administrative Requirements, Cost Principles, and Audit Requirements for Federal Awards* (Uniform Guidance). Because the Schedule presents only a selected portion of the operations of the District, it is not intended to and does not present the financial position, changes in net position, or cash flows of the District.

NOTE B – SUMMARY OF SIGNIFICANT ACCOUNTING POLICIES

Expenditures reported on the Schedule are reported on the cash basis of accounting. Such expenditures are recognized following the cost principles contained in Title 2 U.S. Code of Federal Regulations Part 200, *Uniform Administrative Requirements, Cost Principles, and Audit Requirements for Federal Awards*, wherein certain types of expenditures may or may not be allowable or may be limited as to reimbursement. The District has elected not to use the 10-percent de minimis indirect cost rate as allowed under the Uniform Guidance.

NOTE C - CHILD NUTRITION CLUSTER

The District commingles cash receipts from the U.S. Department of Agriculture with similar State grants. When reporting expenditures on this Schedule, the District assumes it expends federal monies first.

NOTE D – FOOD DONATION PROGRAM

The District reports commodities consumed on the Schedule at the entitlement value. The District allocated donated food commodities to the respective programs that benefitted from the use of those donated food commodities.

Warren City School District
Trumbull County, Ohio
Schedule of Findings and Questioned Costs
2 CFR Section 200.515
June 30, 2021

1. SUMMARY OF AUDITOR'S RESULTS
--

(d) (1) (i)	Type of Financial Statement Opinion	Unmodified
(d) (1) (ii)	Were there any material control weakness conditions reported at the financial statement level (GAGAS)?	No
(d) (1) (ii)	Were there any other significant deficiency conditions reported at the financial statement level (GAGAS)?	None Reported
(d) (1) (iii)	Was there any reported material non-compliance at the financial statement level (GAGAS)?	No
(d) (1) (iv)	Were there any material internal control weakness conditions reported for major federal programs?	No
(d) (1) (iv)	Were there any other significant deficiencies reported for major federal programs?	None Reported
(d) (1) (v)	Type of Major Programs' Compliance Opinion	Unmodified
(d) (1) (vi)	Are there any reportable findings under 2 CFR § 200.516(a)?	No
(d) (1) (vii)	Major Programs (list): Coronavirus Relief Fund Education Stabilization Fund Program Elementary and Secondary School Emergency Relief Fund	CFDA # 21.019 84.425D
(d) (1) (viii)	Dollar Threshold: Type A/B Programs	Type A: > \$750,000 Type B: All others
(d) (1) (ix)	Low Risk Auditee under 2 CFR §200.520?	Yes

2. FINDINGS RELATED TO THE FINANCIAL STATEMENTS REQUIRED TO BE REPORTED IN ACCORDANCE WITH GAGAS

None

3. FINDINGS AND QUESTIONED COSTS FOR FEDERAL AWARDS
--

None

OHIO AUDITOR OF STATE KEITH FABER



WARREN CITY SCHOOL DISTRICT

TRUMBULL COUNTY

AUDITOR OF STATE OF OHIO CERTIFICATION

This is a true and correct copy of the report, which is required to be filed pursuant to Section 117.26, Revised Code, and which is filed in the Office of the Ohio Auditor of State in Columbus, Ohio.



Certified for Release 1/18/2022

88 East Broad Street, Columbus, Ohio 43215
Phone: 614-466-4514 or 800-282-0370

This report is a matter of public record and is available online at
www.ohioauditor.gov