



OHIO AUDITOR OF STATE
KEITH FABER



**SHEFFIELD-SHEFFIELD LAKE CITY SCHOOL DISTRICT
LORAIN COUNTY**

TABLE OF CONTENTS

TITLE	PAGE
Independent Auditor's Report	1
Prepared by Management:	
Management's Discussion and Analysis.....	5
Basic Financial Statements:	
Statement of Net Position.....	17
Statement of Activities	18
Balance Sheet – Governmental Funds	19
Reconciliation of Total Governmental Fund Balances to Net Position of Governmental Activities	20
Statement of Revenues, Expenditures and Changes in Fund Balances – Governmental Funds	21
Reconciliation of the Statement of Revenues, Expenditures and Changes in Fund Balances of Governmental Funds to the Statement of Activities	22
Statement of Revenues, Expenditures and Changes in Fund Balance – Budget and Actual (Non-GAAP Budgetary Basis) – General Fund.....	23
Notes to the Basic Financial Statements	24
Required Supplementary Information	65
Schedule of Expenditures of Federal Awards.....	81
Notes to the Schedule of Expenditures of Federal Awards	82
Independent Auditor's Report on Internal Control Over Financial Reporting and on Compliance and Other Matters Required by <i>Government Auditing Standards</i>	85
Independent Auditor's Report on Compliance with Requirements Applicable to the Major Federal Program and on Internal Control Over Compliance Required By the Uniform Guidance	87
Schedule of Findings.....	89

This page intentionally left blank.

OHIO AUDITOR OF STATE KEITH FABER



88 East Broad Street
Columbus, Ohio 43215
ContactUs@ohioauditor.gov
(800) 282-0370

INDEPENDENT AUDITOR'S REPORT

Sheffield-Sheffield Lake City School District
Lorain County
1824 Harris Road
Sheffield, Ohio 44054

To the Board of Education:

Report on the Financial Statements

We have audited the accompanying financial statements of the governmental activities, each major fund, and the aggregate remaining fund information of the Sheffield-Sheffield Lake City School District, Lorain County, Ohio (the District), as of and for the year ended June 30, 2021, and the related notes to the financial statements, which collectively comprise the District's basic financial statements as listed in the table of contents.

Management's Responsibility for the Financial Statements

Management is responsible for preparing and fairly presenting these financial statements in accordance with accounting principles generally accepted in the United States of America; this includes designing, implementing, and maintaining internal control relevant to preparing and fairly presenting financial statements that are free from material misstatement, whether due to fraud or error.

Auditor's Responsibility

Our responsibility is to opine on these financial statements based on our audit. We audited in accordance with auditing standards generally accepted in the United States of America and the financial audit standards in the Comptroller General of the United States' *Government Auditing Standards*. Those standards require us to plan and perform the audit to reasonably assure the financial statements are free from material misstatement.

An audit requires obtaining evidence about financial statement amounts and disclosures. The procedures selected depend on our judgment, including assessing the risks of material financial statement misstatement, whether due to fraud or error. In assessing those risks, we consider internal control relevant to the District's preparation and fair presentation of the financial statements in order to design audit procedures that are appropriate in the circumstances, but not to the extent needed to opine on the effectiveness of the District's internal control. Accordingly, we express no opinion. An audit also includes evaluating the appropriateness of management's accounting policies and the reasonableness of their significant accounting estimates, as well as our evaluation of the overall financial statement presentation.

We believe the audit evidence we obtained is sufficient and appropriate to support our audit opinions.

Efficient • Effective • Transparent

Opinion

In our opinion, the financial statements referred to above present fairly, in all material respects, the respective financial position of the governmental activities, each major fund, and the aggregate remaining fund information of the District, as of June 30, 2021, and the respective changes in financial position and the budgetary comparison for the General Fund thereof for the year then ended in accordance with the accounting principles generally accepted in the United States of America.

Emphasis of Matter

As discussed in Note 18 to the financial statements, the financial impact of COVID-19 and the continuing emergency measures may impact subsequent periods for the District. We did not modify our opinion regarding this matter.

Other Matters

Required Supplementary Information

Accounting principles generally accepted in the United States of America require this presentation to include *management's discussion and analysis* and schedules of net pension and other post-employment benefit liabilities and pension and other post-employment benefit contributions listed in the table of contents, to supplement the basic financial statements. Although this information is not part of the basic financial statements, the Governmental Accounting Standards Board considers it essential for placing the basic financial statements in an appropriate operational, economic, or historical context. We applied certain limited procedures to the required supplementary information in accordance with auditing standards generally accepted in the United States of America, consisting of inquiries of management about the methods of preparing the information and comparing the information for consistency with management's responses to our inquiries, to the basic financial statements, and other knowledge we obtained during our audit of the basic financial statements. We do not opine or provide any assurance on the information because the limited procedures do not provide us with sufficient evidence to opine or provide any other assurance.

Supplementary and Other Information

Our audit was conducted to opine on the District's basic financial statements taken as a whole.

The Schedule of Expenditures of Federal Awards presents additional analysis as required by Title 2 U.S. Code of Federal Regulations (CFR) Part 200, Uniform Administrative Requirements, Cost Principles, and Audit Requirements for Federal Awards and is not a required part of the financial statements.

The schedule is management's responsibility, and derives from and relates directly to the underlying accounting and other records used to prepare the basic financial statements. We subjected this information to the auditing procedures we applied to the basic financial statements. We also applied certain additional procedures, including comparing and reconciling this information directly to the underlying accounting and other records used to prepare the basic financial statements or to the basic financial statements themselves in accordance with auditing standards generally accepted in the United States of America. In our opinion, this information is fairly stated in all material respects in relation to the basic financial statements taken as a whole.

Other Reporting Required by Government Auditing Standards

In accordance with *Government Auditing Standards*, we have also issued our report dated May 18, 2022, on our consideration of the District's internal control over financial reporting and our tests of its compliance with certain provisions of laws, regulations, contracts and grant agreements and other matters. That report describes the scope of our internal control testing over financial reporting and compliance, and the results of that testing, and does not opine on internal control over financial reporting or on compliance. That report is an integral part of an audit performed in accordance with *Government Auditing Standards* in considering the District's internal control over financial reporting and compliance.



Keith Faber
Auditor of State
Columbus, Ohio

May 18, 2022

This page intentionally left blank.

**SHEFFIELD-SHEFFIELD LAKE CITY SCHOOL DISTRICT
LORAIN COUNTY, OHIO**

**MANAGEMENT'S DISCUSSION AND ANALYSIS
FOR THE FISCAL YEAR ENDED JUNE 30, 2021
(UNAUDITED)**

The management's discussion and analysis of the Sheffield-Sheffield Lake City School District's ("the District") financial performance provides an overall review of the District's financial activities for the fiscal year ended June 30, 2021. The intent of this discussion and analysis is to look at the District's financial performance as a whole; readers should also review the basic financial statements and the notes to the basic financial statements to enhance their understanding of the District's financial performance.

Financial Highlights

Key financial highlights for fiscal year 2021 are as follows:

- In total, net position of governmental activities decreased \$730,668 from \$(8,482,808) to \$(9,213,476) which represents a 8.61% decrease from the prior year net position.
- General revenues accounted for \$19,836,755 in revenue or 81.54% of all revenues. Program specific revenues in the form of charges for services and operating grants, interest and contributions accounted for \$4,490,265 or 18.46% of all revenues. The District had total revenues of \$24,327,020.
- The District had \$25,057,688 in expenses related to governmental activities; only \$4,490,265 of these expenses was offset by program specific charges for services, grants or contributions. General revenues supporting governmental activities (primarily taxes and unrestricted grants and entitlements) of \$19,836,755 were not adequate to provide for these programs.
- The District's major governmental funds are the general fund and the bond retirement fund.
- The general fund had \$19,866,860 in revenues and other financing sources and \$20,453,763 in expenditures. During fiscal year 2021, the general fund's fund balance decreased from a total of \$7,711,635 to \$7,124,732.
- The bond retirement fund had \$1,574,467 in revenues and \$1,653,509 in expenditures. During fiscal year 2021, the bond retirement fund's fund balance decreased from \$1,163,450 to \$1,084,408.

Using the Basic Financial Statements

This annual report consists of a series of financial statements and notes to those statements. These statements are organized so the reader can understand the District as a financial whole, an entire operating entity. The statements then proceed to provide an increasingly detailed look at specific financial activities.

The statement of net position and statement of activities provide information about the activities of the whole District, presenting both an aggregate view of the District's finances and a longer-term view of those finances. Fund financial statements provide the next level of detail. For governmental funds, these statements tell how services were financed in the short-term as well as what remains for future spending. The fund financial statements also look at the District's most significant funds with all other nonmajor funds presented in total in one column. In the case of the District, the general fund and the bond retirement fund are by far the most significant funds, and the only governmental funds reported as major funds.

**SHEFFIELD-SHEFFIELD LAKE CITY SCHOOL DISTRICT
LORAIN COUNTY, OHIO**

MANAGEMENT'S DISCUSSION AND ANALYSIS
FOR THE FISCAL YEAR ENDED JUNE 30, 2021
(UNAUDITED)

Reporting the District as a Whole

Statement of Net Position and the Statement of Activities

While this document contains the large number of funds used by the District to provide programs and activities, the view of the District as a whole looks at all financial transactions and asks the question, "How did we do financially during 2021?" The statement of net position and the statement of activities answer this question. These statements include all assets, liabilities, deferred inflows and outflows of resources, revenues and expenses using the accrual basis of accounting similar to the accounting used by most private-sector companies. This basis of accounting will take into account all of the current year's revenues and expenses regardless of when cash is received or paid.

These two statements report the District's net position and changes in that position. This change in net position is important because it tells the reader that, for the District as a whole, the financial position of the District has improved or diminished. The causes of this change may be the result of many factors, some financial, some not. Non-financial factors include the District's property tax base, current property tax laws in Ohio restricting revenue growth, facility conditions, required educational programs and other factors.

On the statement of net position and in the statement of activities, the governmental activities include the District's programs and services, including instruction, support services, operation and maintenance of plant, pupil transportation, extracurricular activities, and food service operations.

Reporting the District's Most Significant Funds

Fund Financial Statements

The analysis of the District's major governmental fund begins on page 13. Fund financial reports provide detailed information about the District's major funds. The District uses many funds to account for a multitude of financial transactions. However, these fund financial statements focus on the District's most significant funds. The District's major governmental funds are the general fund and the bond retirement fund.

Governmental Funds

Most of the District's activities are reported in governmental funds, which focus on how money flows into and out of those funds and the balances left at year-end available for spending in future periods. These funds are reported using an accounting method called modified accrual accounting, which measures cash and all other financial assets than can readily be converted to cash. The governmental fund financial statements provide a detailed short-term view of the District's general government operations and the basic services it provides. Governmental fund information helps you determine whether there are more or fewer financial resources that can be spent in the near future to finance educational programs. The relationship (or differences) between governmental activities (reported on the statement of net position and in the statement of activities) and governmental funds is reconciled in the basic financial statements.

Notes to the Basic Financial Statements

The notes provide additional information that is essential to a full understanding of the data provided in the government-wide and fund financial statements.

Required Supplementary Information

In addition to the basic financial statements and accompanying notes, this report also presents certain required supplementary information concerning the District's net pension liability and net OPEB liability/asset of the retirement system and a ten year schedule of the District's contributions to the retirement systems to fund pension and OPEB obligations.

**SHEFFIELD-SHEFFIELD LAKE CITY SCHOOL DISTRICT
LORAIN COUNTY, OHIO**

MANAGEMENT'S DISCUSSION AND ANALYSIS
FOR THE FISCAL YEAR ENDED JUNE 30, 2021
(UNAUDITED)

The District as a Whole

The statement of net position provides the perspective of the District as a whole. The table below provides a summary of the District's net position for fiscal years 2021 and 2020.

	Net Position	
	Governmental Activities 2021	Governmental Activities 2020
<u>Assets</u>		
Current and other assets	\$ 25,661,648	\$ 24,836,780
Net OPEB asset	1,371,292	1,278,028
Capital assets, net	<u>34,148,224</u>	<u>34,295,222</u>
Total assets	<u>61,181,164</u>	<u>60,410,030</u>
<u>Deferred outflows of resources</u>		
Unamortized deferred charges on debt refunding	1,407,236	1,496,676
Pensions	4,642,736	4,718,060
OPEB	<u>810,005</u>	<u>697,148</u>
Total deferred outflows of resources	<u>6,859,977</u>	<u>6,911,884</u>
<u>Liabilities</u>		
Current liabilities	2,473,972	2,545,046
Long-term liabilities:		
Due within one year	828,288	923,344
Due in more than one year:		
Net pension liability	24,208,195	22,033,485
Net OPEB liability	1,821,700	2,144,716
Other amounts	<u>31,008,567</u>	<u>31,404,342</u>
Long-term liabilities	<u>57,866,750</u>	<u>56,505,887</u>
Total liabilities	<u>60,340,722</u>	<u>59,050,933</u>
<u>Deferred inflows of resources</u>		
Property taxes and PILOTs levied for the next fiscal year	13,564,163	12,308,389
Pensions	471,489	1,930,347
OPEB	<u>2,878,243</u>	<u>2,515,053</u>
Total deferred inflows of resources	<u>16,913,895</u>	<u>16,753,789</u>
<u>Net position</u>		
Net investment in capital assets	5,369,661	5,000,863
Restricted	1,564,927	1,355,560
Unrestricted (deficit)	<u>(16,148,064)</u>	<u>(14,839,231)</u>
Total net position (deficit)	<u>\$ (9,213,476)</u>	<u>\$ (8,482,808)</u>

**SHEFFIELD-SHEFFIELD LAKE CITY SCHOOL DISTRICT
LORAIN COUNTY, OHIO**

MANAGEMENT'S DISCUSSION AND ANALYSIS
FOR THE FISCAL YEAR ENDED JUNE 30, 2021
(UNAUDITED)

The net pension liability is reported pursuant to Governmental Accounting Standards Board (GASB) Statement 68, "Accounting and Financial Reporting for Pensions - an Amendment of GASB Statement 27." The net other postemployment benefits (OPEB) liability/asset is reported pursuant to GASB Statement 75, "Accounting and Financial Reporting for Postemployment Benefits Other Than Pensions." For reasons discussed below, many end users of this financial statement will gain a clearer understanding of the District's actual financial condition by adding deferred inflows related to pension and OPEB, the net pension liability, and the net OPEB liability/asset to the reported net position and subtracting deferred outflows related to pension and OPEB and the net OPEB asset.

Governmental Accounting Standards Board standards are national and apply to all government financial reports prepared in accordance with generally accepted accounting principles. Prior accounting for pensions (GASB 27) and postemployment benefits (GASB 45) focused on a funding approach. This approach limited pension and OPEB costs to contributions annually required by law, which may or may not be sufficient to fully fund each plan's *net pension liability* or *net OPEB liability*. GASB 68 and GASB 75 take an earnings approach to pension and OPEB accounting; however, the nature of Ohio's statewide pension/OPEB plans and state law governing those systems requires additional explanation in order to properly understand the information presented in these statements.

GASB 68 and GASB 75 require the net pension liability and the net OPEB liability/asset to equal the District's proportionate share of each plan's collective:

1. Present value of estimated future pension/OPEB benefits attributable to active and inactive employees' past service.
2. Minus plan assets available to pay these benefits.

GASB notes that pension and OPEB obligations, whether funded or unfunded, are part of the "employment exchange" - that is, the employee is trading his or her labor in exchange for wages, benefits, and the promise of a future pension and other postemployment benefits. GASB noted that the unfunded portion of this promise is a present obligation of the government, part of a bargained-for benefit to the employee, and should accordingly be reported by the government as a liability since they received the benefit of the exchange. However, the District is not responsible for certain key factors affecting the balance of these liabilities. In Ohio, the employee shares the obligation of funding pension benefits with the employer. Both employer and employee contribution rates are capped by State statute. A change in these caps requires action of both Houses of the General Assembly and approval of the Governor. Benefit provisions are also determined by State statute. The Ohio Revised Code permits, but does not require, the retirement systems to provide healthcare to eligible benefit recipients. The retirement systems may allocate a portion of the employer contributions to provide for these OPEB benefits.

The employee enters the employment exchange with the knowledge that the employer's promise is limited not by contract but by law. The employer enters the exchange also knowing that there is a specific, legal limit to its contribution to the retirement system. In Ohio, there is no legal means to enforce the unfunded liability of the pension/OPEB plan *as against the public employer*. State law operates to mitigate/lessen the moral obligation of the public employer to the employee, because all parties enter the employment exchange with notice as to the law. The retirement system is responsible for the administration of the pension and OPEB plans.

Most long-term liabilities have set repayment schedules or, in the case of compensated absences (i.e. sick and vacation leave), are satisfied through paid time-off or termination payments. There is no repayment schedule for the net pension liability or the net OPEB liability. As explained above, changes in benefits, contribution rates, and return on investments affect the balance of these liabilities but are outside the control of the local government. In the event that contributions, investment returns, and other changes are insufficient to keep up with required payments, State statute does not assign/identify the responsible party for the unfunded portion. Due to the unique nature of how the net pension liability and the net OPEB liability are satisfied, these liabilities are separately identified within the long-term liability section of the statement of net position.

**SHEFFIELD-SHEFFIELD LAKE CITY SCHOOL DISTRICT
LORAIN COUNTY, OHIO**

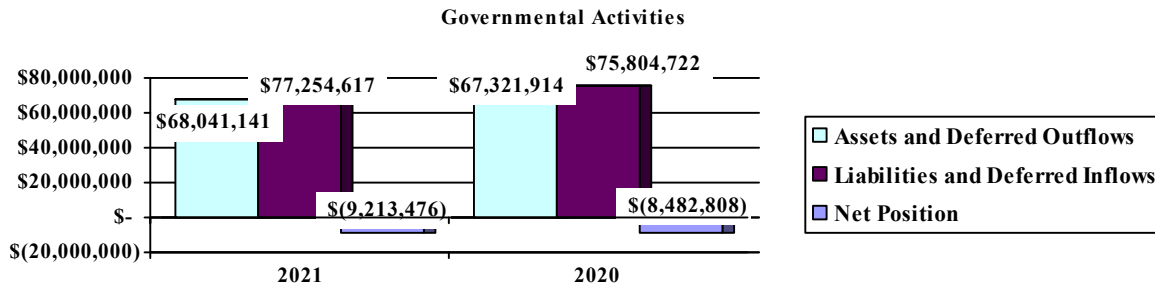
**MANAGEMENT'S DISCUSSION AND ANALYSIS
FOR THE FISCAL YEAR ENDED JUNE 30, 2021
(UNAUDITED)**

In accordance with GASB 68 and GASB 75, the District's statements prepared on an accrual basis of accounting include an annual pension expense and an annual OPEB expense for their proportionate share of each plan's *change* in net pension liability and net OPEB liability/asset, respectively, not accounted for as deferred inflows/outflows.

Over time, net position can serve as a useful indicator of a government's financial position. At June 30, 2021, the District's liabilities and deferred inflows of resources exceeded assets and deferred outflows of resources by \$9,213,476. The net investment in capital assets at June 30, 2021 was \$5,369,661. A portion of the District's net position, \$1,564,927, represents resources that are subject to external restriction on how they may be used. The remaining balance of unrestricted net position is a deficit of \$16,148,064.

At year-end, capital assets represented 55.81% of total assets. Capital assets include land, buildings and improvements, furniture and equipment and vehicles. Capital assets are used to provide services to the students and are not available for future spending.

The chart below shows the District's governmental activities assets and deferred outflows, liabilities and deferred inflows and net position at June 30, 2021 and 2020.



**SHEFFIELD-SHEFFIELD LAKE CITY SCHOOL DISTRICT
LORAIN COUNTY, OHIO**

MANAGEMENT'S DISCUSSION AND ANALYSIS
FOR THE FISCAL YEAR ENDED JUNE 30, 2021
(UNAUDITED)

The table below shows the change in net position for fiscal years 2021 and 2020.

	Change in Net Position	
	Governmental Activities	Governmental Activities
	<u>2021</u>	<u>2020</u>
<u>Revenues</u>		
Program revenues:		
Charges for services and sales	\$ 1,289,352	\$ 1,335,541
Operating grants and contributions	3,200,913	1,965,407
General revenues:		
Property taxes	13,701,294	14,635,533
Payments in lieu of taxes	348,860	332,659
Grants and entitlements	5,564,298	5,422,549
Investment earnings	10,289	348,916
Other	<u>212,014</u>	<u>185,787</u>
Total revenues	<u>24,327,020</u>	<u>24,226,392</u>
<u>Expenses</u>		
Program expenses:		
Instruction:		
Regular	10,221,717	10,078,703
Special	3,558,419	3,373,651
Vocational	14,173	18,576
Other	76,701	53,404
Support services:		
Pupil	1,550,586	1,585,036
Instructional staff	656,739	580,309
Board of education	47,504	60,758
Administration	2,156,476	2,030,841
Fiscal	633,325	629,782
Business	231,379	221,128
Operations and maintenance	2,041,333	2,115,703
Pupil transportation	880,423	970,366
Central	663,937	609,911
Operation of non-instructional services:		
Food service operations	346,230	599,686
Other non-instructional services	60,387	25,988
Extracurricular activities	841,041	840,871
Interest and fiscal charges	<u>1,077,318</u>	<u>658,387</u>
Total expenses	<u>25,057,688</u>	<u>24,453,100</u>
Change in net position	(730,668)	(226,708)
Net position (deficit) at beginning of year	<u>(8,482,808)</u>	<u>(8,256,100)</u>
Net position (deficit) at end of year	<u>\$ (9,213,476)</u>	<u>\$ (8,482,808)</u>

**SHEFFIELD-SHEFFIELD LAKE CITY SCHOOL DISTRICT
LORAIN COUNTY, OHIO**

MANAGEMENT'S DISCUSSION AND ANALYSIS
FOR THE FISCAL YEAR ENDED JUNE 30, 2021
(UNAUDITED)

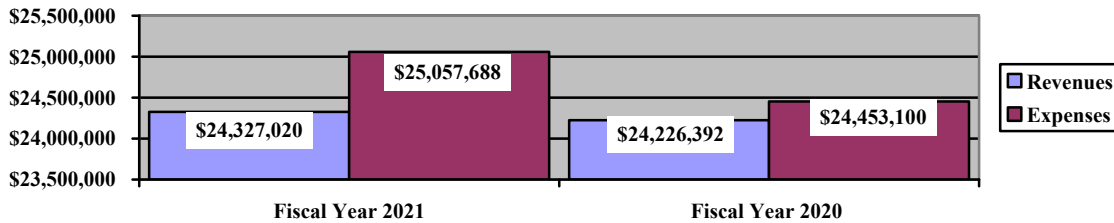
Governmental Activities

Net position of the District's governmental activities decreased \$730,668. Total governmental expenses of \$25,057,688 were offset by program revenues of \$4,490,265 and general revenues of \$19,836,755. Program revenues supported 17.92% of the total governmental expenses.

The primary source of revenue for governmental activities is derived from property taxes. Property taxes make up 56.32% of total revenues of the District for fiscal year 2021. The unusual nature of property taxes in Ohio creates the need to routinely seek voter approval for operating funds. As a result of legislation enacted in 1976, the overall revenue generated by a voted tax levy does not increase as a result of inflation. As an example, a homeowner with a home value at \$100,000 (assessed value of \$35,000) and taxes at 1.0 mill would pay \$35.00 annually in taxes. If, three years later, the home value was to be reappraised and increased to \$200,000 (assessed value of \$70,000) the effective tax rate would become .5 mills and the owner would still pay \$35.00. Property tax revenue decreased 6.38% during the fiscal year 2021 as a result of fluctuations in advances available at fiscal year-end.

The graph below presents the District's governmental activities revenue and expenses for fiscal years 2021 and 2020.

Governmental Activities - Revenues and Expenses



The statement of activities shows the cost of program services and the charges for services and grants offsetting those services. The table that follows shows, for governmental activities, the total cost of services and the net cost of services. That is, it identifies the cost of these services supported by tax revenue and unrestricted State grants and entitlements.

**SHEFFIELD-SHEFFIELD LAKE CITY SCHOOL DISTRICT
LORAIN COUNTY, OHIO**

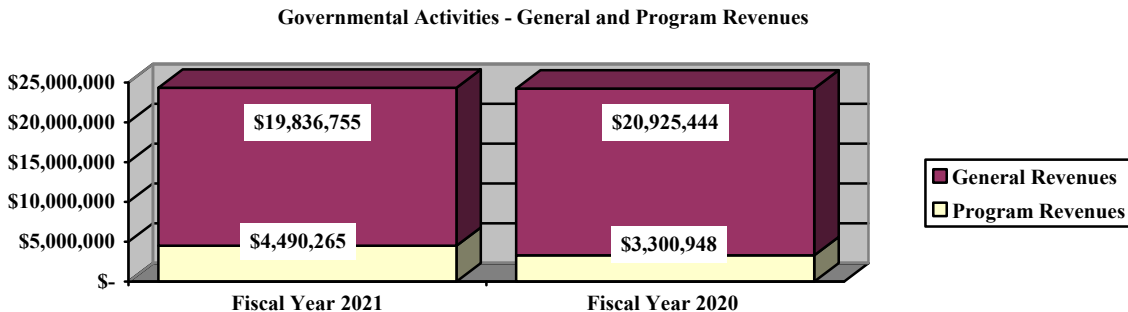
**MANAGEMENT'S DISCUSSION AND ANALYSIS
FOR THE FISCAL YEAR ENDED JUNE 30, 2021
(UNAUDITED)**

Governmental Activities

	Total Cost of Services <u>2021</u>	Net Cost of Services <u>2021</u>	Total Cost of Services <u>2020</u>	Net Cost of Services <u>2020</u>
Program expenses				
Instruction:				
Regular	\$ 10,221,717	\$ 8,400,171	\$ 10,078,703	\$ 9,083,731
Special	3,558,419	2,148,635	3,373,651	2,139,924
Vocational	14,173	(10,741)	18,576	6,339
Other	76,701	76,701	53,404	53,404
Support services:				
Pupil	1,550,586	1,126,369	1,585,036	1,334,642
Instructional staff	656,739	516,419	580,309	569,004
Board of education	47,504	47,504	60,758	60,758
Administration	2,156,476	2,156,476	2,030,841	2,030,841
Fiscal	633,325	633,325	629,782	629,782
Business	231,379	231,379	221,128	221,128
Operations and maintenance	2,041,333	2,041,333	2,115,703	2,110,702
Pupil transportation	880,423	754,069	970,366	959,214
Central	663,937	654,937	609,911	600,911
Operations of non-instructional services:				
Food service operations	346,230	(20,058)	599,686	66,351
Other non-instructional services	60,387	19,507	25,988	4,134
Extracurricular activities	841,041	714,079	840,871	622,900
Interest and fiscal charges	1,077,318	1,077,318	658,387	658,387
Total expenses	\$ 25,057,688	\$ 20,567,423	\$ 24,453,100	\$ 21,152,152

The dependence upon tax and other general revenues for governmental activities is crucial; 76.52% of instruction activities are supported through taxes and other general revenues. For all governmental activities, general revenue support is 82.08%. The District's taxpayers and unrestricted grants, as a whole, are by far the primary support for District's students.

The graph below presents the District's governmental activities revenue for fiscal year 2021 and 2020.



**SHEFFIELD-SHEFFIELD LAKE CITY SCHOOL DISTRICT
LORAIN COUNTY, OHIO**

MANAGEMENT'S DISCUSSION AND ANALYSIS
FOR THE FISCAL YEAR ENDED JUNE 30, 2021
(UNAUDITED)

The District's Funds

The District's governmental funds reported a combined fund balance of \$8,553,719, compared to last year's total of \$9,109,241. The table below indicates the fund balance and the total change in fund balance as of June 30, 2021 and 2020.

	Fund Balance <u>June 30, 2021</u>	Fund Balance <u>June 30, 2020</u>	Increase <u>(Decrease)</u>
General	\$ 7,124,732	\$ 7,711,635	\$ (586,903)
Bond Retirement	1,084,408	1,163,450	(79,042)
Nonmajor governmental funds	<u>344,579</u>	<u>234,156</u>	<u>110,423</u>
Total	<u>\$ 8,553,719</u>	<u>\$ 9,109,241</u>	<u>\$ (555,522)</u>

General Fund

The District's general fund reported a fund balance of \$7,124,732 at June 30, 2021, which represents a decrease of \$586,903 from the prior year total. The table below assists in illustrating the financial activities and fund balance of the general fund.

	<u>2021 Amount</u>	<u>2020 Amount</u>	<u>Percentage Change</u>
<u>Revenues</u>			
Taxes	\$ 11,747,569	\$ 12,739,593	(7.79) %
Payments in lieu of taxes	348,860	332,659	4.87 %
Tuition and fees	1,143,209	900,542	26.95 %
Earnings on investments	14,515	339,308	(95.72) %
Intergovernmental	6,116,179	5,843,472	4.67 %
Other revenues	<u>209,956</u>	<u>252,573</u>	(16.87) %
Total	<u>\$ 19,580,288</u>	<u>\$ 20,408,147</u>	(4.06) %
<u>Expenditures</u>			
Instruction	\$ 11,810,088	\$ 12,113,317	(2.50) %
Support services	7,620,068	7,910,591	(3.67) %
Operation of non-instructional services	17,602	4,561	285.92 %
Extracurricular activities	622,063	619,478	0.42 %
Capital outlay	286,572	-	100.00 %
Debt service	<u>97,370</u>	<u>97,370</u>	-
Total	<u>\$ 20,453,763</u>	<u>\$ 20,745,317</u>	(1.41) %

**SHEFFIELD-SHEFFIELD LAKE CITY SCHOOL DISTRICT
LORAIN COUNTY, OHIO**

**MANAGEMENT'S DISCUSSION AND ANALYSIS
FOR THE FISCAL YEAR ENDED JUNE 30, 2021
(UNAUDITED)**

The District experienced a decrease in its largest revenue source, property taxes revenue, which led to an overall decrease in revenues. Property taxes decreased \$992,024 or 7.79% due to fluctuations in property tax advances available at fiscal year-end for 2019, 2020 and 2021. The amount available as advance can fluctuate based on the timing of tax collections and the date at which tax bills are sent. The increase in tuition revenue is due to fluctuations in open enrollment and student fees. Lower interest rates resulted in a significant decrease in earnings on investments as compared to the prior year.

The District has a site-based style of budgeting designed to control expenditures, as evidenced by a 1.41% decrease in overall expenditures in fiscal year 2021. Instruction and support services decreased slightly under fiscal year 2020, by 2.50% and 3.67%, respectively. Capital outlay expenditures increased as a result of a capital lease agreement that was entered into during fiscal year 2021 for copier, there were no new capital leases purchase agreements for fiscal year 2020.

Bond Retirement Fund

The bond retirement fund was established to account for property tax revenues levied to make principal and interest payments on the general obligation bonds. The District received \$1,574,467 in property taxes and homestead and rollbacks in fiscal year 2021.

General Fund Budgeting Highlights

The District's budget is prepared according to Ohio law and is based on accounting for certain transactions on a basis of cash receipts, disbursements and encumbrances. The most significant budgeted fund is the general fund.

For the general fund, original budget and final budgeted revenues and other financing sources were \$20,902,614. Actual revenues and other financing sources were \$20,735,976, which is \$166,638 or 0.80% lower than the final budget.

General fund original and final appropriations (appropriated expenditures plus other financing uses) were \$22,453,910. The actual budget basis expenditures and other financing uses for fiscal year 2021 totaled \$20,666,257, which is \$1,787,653 or 7.96% lower than the final budget appropriations. Fluctuations among the budget base expenditures categories are due to the District's site-based budgeting designed to tightly control expenditures but provide flexibility for managers to redirect funds as conditions develop during the year.

**SHEFFIELD-SHEFFIELD LAKE CITY SCHOOL DISTRICT
LORAIN COUNTY, OHIO**

MANAGEMENT'S DISCUSSION AND ANALYSIS
FOR THE FISCAL YEAR ENDED JUNE 30, 2021
(UNAUDITED)

Capital Assets and Debt Administration

Capital Assets

At the end of fiscal year 2021, the District had \$34,148,224 (net of accumulated depreciation) invested in land, buildings and improvements, furniture and equipment and vehicles. This entire amount is reported in governmental activities. The table that follows shows fiscal year 2021 balances compared to 2020.

Capital Assets at June 30 (Net of Depreciation)

	Governmental Activities	
	2021	2020
Land	\$ 540,878	\$ 540,878
Building and improvements	32,376,315	32,729,767
Furniture and equipment	465,456	220,407
Vehicles	765,575	804,170
Total	\$ 34,148,224	\$ 34,295,222

The decrease in capital assets is a result of capital asset depreciation of \$484,285 exceeding additions of \$337,287. See Note 8 in the notes to the basic financial statements for additional detail on the District's capital assets.

Debt Administration

At June 30, 2021, the District had \$28,450,238 in general obligation bonds, capital lease and lease-purchase agreements outstanding. Of this total, \$781,096 is due within one year and \$27,669,142 is due in greater than one year. The following table summarizes the debt outstanding.

Outstanding Debt, at Fiscal Year End

	Governmental Activities	
	2021	2020
School improvement general obligation and refunding bonds:		
Current interest and capital appreciation bonds	\$ 27,605,887	\$ 28,272,229
Accretion on capital appreciation bonds	327,739	170,885
Total general obligation bonds	27,933,626	28,443,114
Capital lease agreement	286,572	-
Lease-purchase agreements	230,040	334,857
Total outstanding debt obligations	\$ 28,450,238	\$ 28,777,971

At June 30, 2021, the District's overall legal debt margin was \$6,008,026 and the unvoted debt margin was \$361,439. See Note 10 in the notes to the basic financial statements for additional information on the District's debt administration.

**SHEFFIELD-SHEFFIELD LAKE CITY SCHOOL DISTRICT
LORAIN COUNTY, OHIO**

**MANAGEMENT'S DISCUSSION AND ANALYSIS
FOR THE FISCAL YEAR ENDED JUNE 30, 2021
(UNAUDITED)**

Current Financial Related Activities

The Board of Education and the Administration closely monitor the District's revenues and expenditures in accordance with its financial forecast and the District's Strategic Plan.

The District relies heavily upon real estate taxes and state funding as sources of revenue. The District's financial future took a turn for the better with the passage of a 5.99 mill five-year Emergency Operating Levy in November 2005. This and an older Emergency Levy were both renewed in May of 2014. The Community showed their further support in May of 2015 by passing a 6.53 mill five-year Emergency Operating Levy.

In May of 2019, the District was successful in passing a 19.88 mill substitute levy for a continuing period. The substitute levy combined all three emergency levies into one, while also allowing for revenue growth based on new construction within the District. With the passage of the substitute levy, the District's fiscal stability improved, maintaining positive ending cash balances through the five-year forecast period. In addition, the triennial appraisal generated regrowth for the District, with an increase in total assessed valuation from \$356,119,450 to \$361,438,940.

Due to the COVID-19 pandemic, the Governor maintained state budget cuts in FY21 that were the same as FY20 at 355K; however, he restored 195K of those cuts mid-year. The District has been allocated 92K and 258K in FY21 in federal COVID relief funds. Another 1,230K in federal ESSER II and 2,764K in American Rescue Plan (ESSER III) has been allocated for use between FY21 and FY24.

The financial statements represent our continued efforts to keep the District informed of the use of their tax dollars and the cost of the District to maintain the excellence in education provided to our students and expected of our community.

Contacting the District's Financial Management

This financial report is designed to provide our citizens, taxpayers, and investors and creditors with a general overview of the District's finances and to show the District's accountability for the money it receives. If you have questions about this report or need additional financial information contact Michael Barnhart, Treasurer, Sheffield-Sheffield Lake City School District, 1824 Harris Road, Sheffield, Ohio 44054, or email mbarnhart@sheffieldschools.org.

**SHEFFIELD-SHEFFIELD LAKE CITY SCHOOL DISTRICT
LORAIN COUNTY, OHIO**

STATEMENT OF NET POSITION
JUNE 30, 2021

	Governmental Activities
Assets:	
Equity in pooled cash and cash equivalents	\$ 8,990,538
Receivables:	
Property taxes	16,079,466
Payment in lieu of taxes	340,000
Accounts	4,782
Accrued interest	29,108
Intergovernmental	135,691
Prepayments	52,635
Materials and supplies inventory	28,786
Inventory held for resale	642
Net OPEB asset	1,371,292
Capital assets:	
Nondepreciable capital assets	540,878
Depreciable capital assets, net	33,607,346
Capital assets, net	34,148,224
Total assets	61,181,164
 Deferred outflows of resources:	
Unamortized deferred charges on debt refunding	1,407,236
Pension	4,642,736
OPEB	810,005
Total deferred outflows of resources	6,859,977
 Liabilities:	
Accounts payable	48,223
Accrued wages and benefits payable	1,935,675
Due to other governments	421,001
Accrued interest payable	69,073
Long-term liabilities:	
Due within one year	828,288
Due in more than one year:	
Net pension liability	24,208,195
Net OPEB liability	1,821,700
Other amounts due in more than one year	31,008,567
Total liabilities	60,340,722
 Deferred inflows of resources:	
Property taxes levied for the next fiscal year	13,233,557
Payment in lieu of taxes levied for the next fiscal year	330,606
Pension	471,489
OPEB	2,878,243
Total deferred inflows of resources	16,913,895
 Net position:	
Net investment in capital assets	5,369,661
Restricted for:	
Capital projects	123,306
Debt service	1,130,025
State funded programs	16,504
Federally funded programs	116,861
Extracurricular	88,027
Other purposes	90,204
Unrestricted (deficit)	(16,148,064)
Total net position (deficit)	\$ (9,213,476)

SEE ACCOMPANYING NOTES TO THE BASIC FINANCIAL STATEMENTS

**SHEFFIELD-SHEFFIELD LAKE CITY SCHOOL DISTRICT
LORAIN COUNTY, OHIO**

STATEMENT OF ACTIVITIES
FOR THE FISCAL YEAR ENDED JUNE 30, 2021

		Program Revenues		Net (Expense) Revenue and Changes in Net Position
	Expenses	Charges for Services and Sales	Operating Grants and Contributions	Governmental Activities
Governmental activities:				
Instruction:				
Regular	\$ 10,221,717	\$ 1,089,872	\$ 731,674	\$ (8,400,171)
Special	3,558,419	53,333	1,356,451	(2,148,635)
Vocational	14,173	-	24,914	10,741
Other	76,701	-	-	(76,701)
Support services:				
Pupil	1,550,586	10,942	413,275	(1,126,369)
Instructional staff	656,739	1,113	139,207	(516,419)
Board of education	47,504	-	-	(47,504)
Administration	2,156,476	-	-	(2,156,476)
Fiscal	633,325	-	-	(633,325)
Business	231,379	-	-	(231,379)
Operations and maintenance	2,041,333	-	-	(2,041,333)
Pupil transportation	880,423	4	126,350	(754,069)
Central	663,937	-	9,000	(654,937)
Operation of non-instructional services:				
Food service operations	346,230	9,336	356,952	20,058
Other non-instructional services	60,387	-	40,880	(19,507)
Extracurricular activities	841,041	124,752	2,210	(714,079)
Interest and fiscal charges	1,077,318	-	-	(1,077,318)
Totals	\$ 25,057,688	\$ 1,289,352	\$ 3,200,913	(20,567,423)
General revenues:				
Property taxes levied for:				
General purposes				11,974,715
Debt service				1,431,020
Capital outlay				295,559
Payments in lieu of taxes				348,860
Grants and entitlements not restricted to specific programs				5,564,298
Investment earnings				10,289
Miscellaneous				212,014
Total general revenues				19,836,755
Change in net position				(730,668)
Net position (deficit) at beginning of year				(8,482,808)
Net position (deficit) at end of year				\$ (9,213,476)

SEE ACCOMPANYING NOTES TO THE BASIC FINANCIAL STATEMENTS

**SHEFFIELD-SHEFFIELD LAKE CITY SCHOOL DISTRICT
LORAIN COUNTY, OHIO**

BALANCE SHEET
GOVERNMENTAL FUNDS
JUNE 30, 2021

	<u>General</u>	<u>Bond Retirement</u>	<u>Nonmajor Governmental Funds</u>	<u>Total Governmental Funds</u>
Assets:				
Equity in pooled cash and cash equivalents	\$ 7,683,667	\$ 893,359	\$ 413,512	\$ 8,990,538
Receivables:				
Property taxes	14,042,206	1,686,916	350,344	16,079,466
Payment in lieu of taxes	340,000	-	-	340,000
Accounts	4,782	-	-	4,782
Accrued interest	29,108	-	-	29,108
Intergovernmental	42,488	-	93,203	135,691
Prepayments	52,635	-	-	52,635
Materials and supplies inventory	28,786	-	-	28,786
Inventory held for resale	-	-	642	642
Total assets	<u>\$ 22,223,672</u>	<u>\$ 2,580,275</u>	<u>\$ 857,701</u>	<u>\$ 25,661,648</u>
Liabilities:				
Accounts payable	\$ 25,332	\$ -	\$ 22,891	\$ 48,223
Accrued wages and benefits payable	1,809,733	-	125,942	1,935,675
Compensated absences payable	23,275	-	-	23,275
Due to other governments	394,994	-	26,007	421,001
Total liabilities	<u>2,253,334</u>	<u>-</u>	<u>174,840</u>	<u>2,428,174</u>
Deferred inflows of resources:				
Property taxes levied for the next fiscal year	11,565,468	1,381,177	286,912	13,233,557
Payment in lieu of taxes levied for the next fiscal year	330,606	-	-	330,606
Delinquent property tax revenue not available	927,436	114,690	23,795	1,065,921
Intergovernmental revenue not available	-	-	27,575	27,575
Accrued interest not available	6,658	-	-	6,658
Miscellaneous revenue not available	15,438	-	-	15,438
Total deferred inflows of resources	<u>12,845,606</u>	<u>1,495,867</u>	<u>338,282</u>	<u>14,679,755</u>
Fund balances:				
Nonspendable:				
Materials and supplies inventory	28,786	-	-	28,786
Prepays	52,635	-	-	52,635
Unclaimed monies	19,451	-	-	19,451
Restricted:				
Debt service	-	1,084,408	-	1,084,408
Capital improvements	-	-	99,511	99,511
Non-public schools	-	-	8,065	8,065
State funded programs	-	-	8,439	8,439
Federally funded programs	-	-	101,865	101,865
Extracurricular	-	-	88,027	88,027
Scholarships	-	-	3,555	3,555
Other purposes	-	-	67,198	67,198
Committed:				
Other purposes	11,000	-	-	11,000
Assigned:				
Student instruction	13,247	-	-	13,247
Student and staff support	210,986	-	-	210,986
School supplies	112,075	-	-	112,075
Unassigned (deficit)	6,676,552	-	(32,081)	6,644,471
Total fund balances	<u>7,124,732</u>	<u>1,084,408</u>	<u>344,579</u>	<u>8,553,719</u>
Total liabilities, deferred inflows and fund balances	<u>\$ 22,223,672</u>	<u>\$ 2,580,275</u>	<u>\$ 857,701</u>	<u>\$ 25,661,648</u>

SEE ACCOMPANYING NOTES TO THE BASIC FINANCIAL STATEMENTS

**SHEFFIELD-SHEFFIELD LAKE CITY SCHOOL DISTRICT
LORAIN COUNTY, OHIO**

RECONCILIATION OF TOTAL GOVERNMENTAL FUND BALANCES TO
NET POSITION OF GOVERNMENTAL ACTIVITIES
JUNE 30, 2021

Total governmental fund balances		\$	8,553,719
<i>Amounts reported for governmental activities on the statement of net position are different because:</i>			
Capital assets used in governmental activities are not financial resources and therefore are not reported in the funds.			34,148,224
Other long-term assets are not available to pay for current-period expenditures and therefore are deferred inflows in the funds.			
Property taxes receivable	\$	1,065,921	
Accounts receivable		15,438	
Accrued interest receivable		6,658	
Intergovernmental receivable		27,575	
Total		1,115,592	1,115,592
Unamortized amounts on refundings are not recognized in the funds.			1,407,236
Accrued interest payable is not due and payable in the current period and therefore is not reported in the funds.			(69,073)
The net pension/OPEB assets & liabilities are not due and payable in the current period; therefore, the assets, liabilities and related deferred inflows/outflows are not reported in governmental funds.			
Deferred outflows - pension		4,642,736	
Deferred inflows - pension		(471,489)	
Net pension liability		(24,208,195)	
Deferred outflows - OPEB		810,005	
Deferred inflows - OPEB		(2,878,243)	
Net OPEB asset		1,371,292	
Net OPEB liability		(1,821,700)	
Total		(22,555,594)	(22,555,594)
Long-term liabilities are not due and payable in the current period and therefore, are not reported in the funds.			
General obligation bonds		(27,605,887)	
Accretion of interest - capital appreciation bonds		(327,739)	
Unamortized bond premiums		(2,063,300)	
Lease-purchase agreements		(230,040)	
Capital Lease agreement		(286,572)	
Compensated absences		(1,300,042)	
Total		(31,813,580)	(31,813,580)
Net position of governmental activities		\$	(9,213,476)

SEE ACCOMPANYING NOTES TO THE BASIC FINANCIAL STATEMENTS

**SHEFFIELD-SHEFFIELD LAKE CITY SCHOOL DISTRICT
LORAIN COUNTY, OHIO**

STATEMENT OF REVENUES, EXPENDITURES AND CHANGES IN FUND BALANCES
GOVERNMENTAL FUNDS
FOR THE FISCAL YEAR ENDED JUNE 30, 2021

	<u>General</u>	<u>Bond Retirement</u>	<u>Nonmajor Governmental Funds</u>	<u>Total Governmental Funds</u>
Revenues:				
Property taxes	\$ 11,747,569	\$ 1,404,559	\$ 289,696	\$ 13,441,824
Intergovernmental	6,116,179	169,908	2,429,747	8,715,834
Investment earnings	14,515	-	-	14,515
Tuition and fees	1,143,209	-	28,733	1,171,942
Extracurricular	10,942	-	97,132	108,074
Charges for services	-	-	9,336	9,336
Contributions and donations	3,154	-	73,217	76,371
Payment in lieu of taxes	348,860	-	-	348,860
Miscellaneous	195,860	-	13,467	209,327
Total revenues	<u>19,580,288</u>	<u>1,574,467</u>	<u>2,941,328</u>	<u>24,096,083</u>
Expenditures:				
Current:				
Instruction:				
Regular	9,009,070	-	641,525	9,650,595
Special	2,720,177	-	722,172	3,442,349
Vocational	10,988	-	3,411	14,399
Other	69,853	-	-	69,853
Support services:				
Pupil	1,098,634	-	412,442	1,511,076
Instructional staff	508,210	-	124,667	632,877
Board of education	45,358	-	-	45,358
Administration	2,050,782	-	-	2,050,782
Fiscal	586,814	26,784	5,511	619,109
Business	195,106	-	-	195,106
Operations and maintenance	1,670,260	-	129,268	1,799,528
Pupil transportation	809,967	-	-	809,967
Central	654,937	-	9,000	663,937
Operation of non-instructional services:				
Food service operations	-	-	344,755	344,755
Other non-instructional services	17,602	-	42,785	60,387
Extracurricular activities	622,063	-	180,673	802,736
Facilities acquisition and construction	-	-	195,639	195,639
Capital outlay	286,572	-	-	286,572
Debt service:				
Principal retirement	86,078	666,342	18,739	771,159
Interest and fiscal charges	11,292	881,725	318	893,335
Accretion on capital appreciation bonds	-	78,658	-	78,658
Total expenditures	<u>20,453,763</u>	<u>1,653,509</u>	<u>2,830,905</u>	<u>24,938,177</u>
Excess of revenues over (under) expenditures	<u>(873,475)</u>	<u>(79,042)</u>	<u>110,423</u>	<u>(842,094)</u>
Other financing sources:				
Capital lease transaction	286,572	-	-	286,572
Total other financing sources	<u>286,572</u>	<u>-</u>	<u>-</u>	<u>286,572</u>
Net change in fund balances	(586,903)	(79,042)	110,423	(555,522)
Fund balances at beginning of year	<u>7,711,635</u>	<u>1,163,450</u>	<u>234,156</u>	<u>9,109,241</u>
Fund balances at end of year	<u>\$ 7,124,732</u>	<u>\$ 1,084,408</u>	<u>\$ 344,579</u>	<u>\$ 8,553,719</u>

SEE ACCOMPANYING NOTES TO THE BASIC FINANCIAL STATEMENTS

**SHEFFIELD-SHEFFIELD LAKE CITY SCHOOL DISTRICT
LORAIN COUNTY, OHIO**

RECONCILIATION OF THE STATEMENT OF REVENUES, EXPENDITURES
AND CHANGES IN FUND BALANCES OF GOVERNMENTAL FUNDS
TO THE STATEMENT OF ACTIVITIES
FOR THE FISCAL YEAR ENDED JUNE 30, 2021

Net change in fund balances - total governmental funds	\$	(555,522)
<i>Amounts reported for governmental activities in the statement of activities are different because:</i>		
Governmental funds report capital outlays as expenditures. However, in the statement of activities, the cost of those assets is allocated over their estimated useful lives as depreciation expense.		
Capital asset additions	\$ 337,287	
Current year depreciation	<u>(484,285)</u>	
Total		(146,998)
Revenues in the statement of activities that do not provide current financial resources are not reported as revenues in the funds.		
Property taxes	259,470	
Earnings on investments	(4,226)	
Intergovernmental	<u>(8,869)</u>	
Total		246,375
Repayment of principal is an expenditure in the governmental funds, but the repayment reduces long-term liabilities on the statement of net position.		
General obligation bonds	665,000	
Capital appreciation bonds	1,342	
Accreted interest on capital appreciation bonds	78,658	
Lease-purchase agreements	<u>104,817</u>	
Total		849,817
Issuance of capital leases are recorded as other financing sources in the funds; however, in the statement of activities, they are not reported as other financing sources as they increase liabilities on the statement of net position.		
		(286,572)
In the statement of activities, interest is accrued on outstanding bonds, whereas in governmental funds, an interest expenditure is reported when due. The following items resulted in additional interest being reported in the statement of activities:		
Decrease in accrued interest payable	1,581	
Accretion of interest on capital appreciation bonds	(235,512)	
Amortization of bond premiums	139,388	
Amortization of deferred charges on refunding	<u>(89,440)</u>	
Total		(183,983)
Contractually required contributions are reported as expenditures in governmental funds; however, the statement of net position reports these amounts as deferred outflows.		
Pension	1,791,907	
OPEB	<u>55,187</u>	
Total		1,847,094
Except for amounts reported as deferred inflows/outflows, changes in the net pension/OPEB liability/asset are reported as pension/OPEB expense in the statement of activities.		
Pension	(2,583,083)	
OPEB	<u>110,760</u>	
Total		(2,472,323)
Some expenses reported in the statement of activities, such as compensated absences, do not require the use of current financial resources and therefore are not reported as expenditures in governmental funds.		
		<u>(28,556)</u>
Change in net position of governmental activities	\$	<u><u>(730,668)</u></u>

SEE ACCOMPANYING NOTES TO THE BASIC FINANCIAL STATEMENTS

**SHEFFIELD-SHEFFIELD LAKE CITY SCHOOL DISTRICT
LORAIN COUNTY, OHIO**

STATEMENT OF REVENUES, EXPENDITURES AND CHANGES IN
FUND BALANCE - BUDGET AND ACTUAL (NON-GAAP BUDGETARY BASIS)
GENERAL FUND
FOR THE FISCAL YEAR ENDED JUNE 30, 2021

	<u>Budgeted Amounts</u>			Variance with Final Budget Positive (Negative)
	<u>Original</u>	<u>Final</u>	<u>Actual</u>	
Revenues:				
From local sources:				
Property taxes	\$ 12,898,209	\$ 12,898,209	\$ 12,587,702	\$ (310,507)
Intergovernmental	5,806,988	5,806,988	6,060,994	254,006
Investment earnings	157,500	157,500	125,318	(32,182)
Tuition and fees	1,138,000	1,138,000	1,077,966	(60,034)
Payment in lieu of taxes	300,000	300,000	342,962	42,962
Miscellaneous	210,000	210,000	166,990	(43,010)
Total revenues	<u>20,510,697</u>	<u>20,510,697</u>	<u>20,361,932</u>	<u>(148,765)</u>
Expenditures:				
Current:				
Instruction:				
Regular	9,867,366	9,867,366	9,083,483	783,883
Special	3,008,301	3,008,301	2,708,135	300,166
Vocational	12,137	12,137	12,748	(611)
Other	41,325	41,325	66,057	(24,732)
Support services:				
Pupil	1,553,531	1,553,531	1,242,086	311,445
Instructional staff	534,454	534,454	521,094	13,360
Board of education	43,042	43,042	46,645	(3,603)
Administration	2,061,703	2,061,703	2,064,014	(2,311)
Fiscal	606,461	606,461	591,829	14,632
Business	220,616	220,616	199,684	20,932
Operations and maintenance	1,881,351	1,881,351	1,776,825	104,526
Pupil transportation	1,228,552	1,228,552	986,585	241,967
Central	664,558	664,558	767,069	(102,511)
Operation of non-instructional services				
Other non-instructional services	10,473	10,473	17,602	(7,129)
Extracurricular activities	677,168	677,168	582,401	94,767
Total expenditures	<u>22,411,038</u>	<u>22,411,038</u>	<u>20,666,257</u>	<u>1,744,781</u>
Excess (deficiency) of revenues over (under) expenditures	<u>(1,900,341)</u>	<u>(1,900,341)</u>	<u>(304,325)</u>	<u>1,596,016</u>
Other financing sources (uses):				
Refund of prior year's expenditures	160,725	160,725	371,036	210,311
Transfers in	231,192	231,192	-	(231,192)
Transfers (out)	(42,872)	(42,872)	-	42,872
Sale of capital assets	-	-	3,008	3,008
Total other financing sources (uses)	<u>349,045</u>	<u>349,045</u>	<u>374,044</u>	<u>24,999</u>
Net change in fund balance	(1,551,296)	(1,551,296)	69,719	1,621,015
Fund balance at beginning of year	7,029,547	7,029,547	7,029,547	-
Prior year encumbrances appropriated	129,037	129,037	129,037	-
Fund balance at end of year	<u>\$ 5,607,288</u>	<u>\$ 5,607,288</u>	<u>\$ 7,228,303</u>	<u>\$ 1,621,015</u>

SEE ACCOMPANYING NOTES TO THE BASIC FINANCIAL STATEMENTS

**SHEFFIELD-SHEFFIELD LAKE CITY SCHOOL DISTRICT
LORAIN COUNTY, OHIO**

NOTES TO THE BASIC FINANCIAL STATEMENTS
FOR THE FISCAL YEAR ENDED JUNE 30, 2021

NOTE 1 - DESCRIPTION OF THE SCHOOL DISTRICT

The Sheffield-Sheffield Lake City School District (the “District”) was established for the purpose of exercising the rights and privileges conveyed to it by the constitution and laws of the State of Ohio. The District is a city school district as defined by Section 3311.03 of the Ohio Revised Code. The District operates under an elected Board of Education consisting of five members and is responsible for providing public education to residents of the District. The District employs 109 non-certified and 140 certified (including administrative) full-time and part-time employees to provide services to approximately 1,654 students in grades pre-K through 12 and various community groups.

NOTE 2 - SUMMARY OF SIGNIFICANT ACCOUNTING POLICIES

The basic financial statements of the District have been prepared in conformity with accounting principles generally accepted in the United States of America (GAAP) as applied to governmental units. The Governmental Accounting Standards Board (GASB) is the accepted standard-setting body for establishing governmental accounting and financial reporting principles. The District’s significant accounting policies are described below.

A. Reporting Entity

The reporting entity has been defined in accordance with GASB Statement No. 14, “The Financial Reporting Entity” as amended by GASB Statement No. 39, “Determining Whether Certain Organizations Are Component Units” and GASB Statement No. 61, “The Financial Reporting Entity: Omnibus an amendment of GASB Statements No. 14 and No. 34”. The reporting entity is composed of the primary government and component units. The primary government consists of all funds, departments, boards and agencies that are not legally separate from the District. For the District, this includes general operations, food service, and student related activities of the District.

Component units are legally separate organizations for which the District is financially accountable. The District is financially accountable for an organization if the District appoints a voting majority of the organization’s Governing Board and (1) the District is able to significantly influence the programs or services performed or provided by the organization; or (2) the District is legally entitled to or can otherwise access the organization’s resources; or (3) the District is legally obligated or has otherwise assumed the responsibility to finance the deficits of, or provide financial support to, the organization; or (4) the District is obligated for the debt of the organization. Component units may also include organizations that are fiscally dependent on the District in that the District approves the budget, the issuance of debt or the levying of taxes. Certain organizations are also included as component units if the nature and significance of the relationship between the primary government and the organization is such that exclusion by the primary government would render the primary government’s financial statements incomplete or misleading. Based upon the application of these criteria, the District has no component units. The basic financial statements of the reporting entity include only those of the District (the primary government).

**SHEFFIELD-SHEFFIELD LAKE CITY SCHOOL DISTRICT
LORAIN COUNTY, OHIO**

NOTES TO THE BASIC FINANCIAL STATEMENTS
FOR THE FISCAL YEAR ENDED JUNE 30, 2021

NOTE 2 - SUMMARY OF SIGNIFICANT ACCOUNTING POLICIES - (Continued)

The following organizations are described due to their relationship to the District:

JOINTLY GOVERNED ORGANIZATIONS

Lake Erie Regional Council (LERC)

The Lake Erie Regional Council (LERC) is a jointly governed organization comprised of fourteen school districts. The jointly governed organization was formed for the purpose of promoting cooperative agreements and activities among its members in dealing with problems of mutual concern such as media center, gas consumption, driver education, food service and insurance. Each member provides operating resources to the LERC on a per-pupil or actual usage charge. The LERC Assembly consists of a Superintendent or designated representative from each participating school district and the fiscal agent. The LERC is governed by a Board of Directors chosen from the general membership. The degree of control exercised by any participating school district is limited to its representation on the Board of Directors. During fiscal year 2021, the District paid \$2,696,136 to the LERC. Financial information can be obtained by contacting the Treasurer at the Educational Service Center of Lorain County, who serves as the fiscal agent, at 1885 Lake Avenue, Elyria, Ohio, 44035.

Metropolitan Educational Technology Association (META) Solutions

The District is a participant in META Solutions which is a computer consortium that resulted from the mergers between Tri-Rivers Educational Computer Association (TRECA), Metropolitan Educational Council (MEC), Metropolitan Dayton Educational Cooperative Association (MDECA), and Southeastern Ohio Valley Voluntary Education Cooperative (SEOVEC). META Solutions develops, implements and supports the technology and instructional needs of schools in a cost-effective manner. META Solutions provides instructional, core, technology and purchasing services for its member districts. The Board of Directors consists of the Superintendents from eleven of the member districts. During fiscal year 2021, the District paid META Solutions \$73,540 for services. Financial information can be obtained from Ashley Widby, who serves as Chief Financial Officer, 100 Executive Drive, Marion, Ohio 43302.

Lorain County Joint Vocational School District (JVS)

The Lorain County Joint Vocational School District (JVS) is a distinct subdivision of the State of Ohio operated under the direction of a Board, consisting of one representative from each participating school district's elected Board, which possesses its own budgeting and taxing authority. Accordingly, the JVS is not part of the District and its operations are not included as part of the reporting entity. Financial information can be obtained by contacting the Treasurer at the Lorain County Joint Vocational School District, 15181 State Route 58, Oberlin, Ohio, 44074.

Ohio Schools' Council Association

The Ohio Schools' Council Association (Council) is a jointly governed organization among 241 school districts and education institutions. The jointly governed organization was formed to purchase quality products and services at the lowest possible cost to the member districts. Each district supports the Council by paying an annual participation fee. The Council's Board consists of seven superintendents of the participating districts whose term rotates every year. The degree of control exercised by any district is limited to its representation on the Board. In fiscal year 2021, the District paid \$16,871 to the Council. Financial information can be obtained by contacting William Zelei, Executive Director of the Ohio Schools Council at 6393 Oak Tree Boulevard, Suite 377, Independence, Ohio 44131.

The District participates in the Council's natural gas purchase program. This program allows school districts to purchase natural gas at reduced rates. Constellation New Energy (formerly Compass) has been selected as the supplier and program manager for the period program. There are currently 165 participants in the program including Sheffield-Sheffield Lake City School District. Each September, these estimated payments are compared to their actual usage for the year (July to June). Districts that paid more in estimated billings than their actual billings are issued credits on future billings beginning in September until the credits are exhausted and districts that did not pay enough on estimated billings are invoiced for the difference on the September monthly estimated billing.

**SHEFFIELD-SHEFFIELD LAKE CITY SCHOOL DISTRICT
LORAIN COUNTY, OHIO**

NOTES TO THE BASIC FINANCIAL STATEMENTS
FOR THE FISCAL YEAR ENDED JUNE 30, 2021

NOTE 2 - SUMMARY OF SIGNIFICANT ACCOUNTING POLICIES - (Continued)

B. Fund Accounting

The District uses funds to maintain its financial records during the year. A fund is defined as a fiscal and accounting entity with a self-balancing set of accounts. There are three categories of funds: governmental, proprietary and fiduciary. The District has no proprietary or fiduciary (custodial) funds.

GOVERNMENTAL FUNDS

Governmental funds are those through which most governmental functions typically are financed. Governmental fund reporting focuses on the sources, uses and balances of current financial resources. Expendable assets are assigned to the various governmental funds according to the purposes for which they may or must be used. Current liabilities are assigned to the fund from which they will be paid. The difference between governmental fund assets and deferred outflows and liabilities and deferred inflows is reported as fund balance. The following are the District's major governmental funds:

General Fund - The general fund is used to account for and report all financial resources not accounted for and reported in another fund. The general fund balance is available for any purpose provided it is expended or transferred according to the general laws of Ohio.

Bond Retirement Fund - The bond retirement fund is used to account for the accumulation of resources and payment of general obligation bond and principal and interest from governmental resources when the government is obligated in some manner for payment.

Other governmental funds of the District are used to account for (a) specific revenue sources that are restricted or committed to an expenditure for specified purposes other than debt service or capital projects and (b) financial resources that are restricted, committed, or assigned to expenditure for principal and interest and capital outlays including the acquisition or construction of capital facilities and other capital assets.

FIDUCIARY FUNDS

Fiduciary fund reporting focuses on net position and changes in net position. The fiduciary fund category is split into four classifications: pension trust funds, investment trust funds, private-purpose trust funds and custodial funds. Trust funds are used to account for assets held by the District under a trust agreement for individuals, private organizations, or other governments and are therefore not available to support the District's own programs. The District has no trust funds. Custodial funds are used to report fiduciary activities that are not required to be reported in a trust fund. The District's currently has no custodial funds.

C. Basis of Presentation and Measurement Focus

Government-Wide Financial Statements - The statement of net position and the statement of activities display information about the District as a whole. These statements include the financial activities of the primary government, except for fiduciary funds. Interfund services provided and used are not eliminated in the process of consolidation.

The government-wide statement of activities presents a comparison between direct expenses and program revenues for each function or program of the governmental activities of the District. Direct expenses are those that are specifically associated with a service, program or department and therefore clearly identifiable to a particular function. Program revenues include amounts paid by the recipient of goods or services offered by the program and grants and contributions that are restricted to meeting the operational or capital requirements of a particular program. Revenues not classified as program revenues are presented as general revenues of the District.

**SHEFFIELD-SHEFFIELD LAKE CITY SCHOOL DISTRICT
LORAIN COUNTY, OHIO**

**NOTES TO THE BASIC FINANCIAL STATEMENTS
FOR THE FISCAL YEAR ENDED JUNE 30, 2021**

NOTE 2 - SUMMARY OF SIGNIFICANT ACCOUNTING POLICIES - (Continued)

The government-wide financial statements are prepared using the economic resources measurement focus. All assets and deferred outflows and all liabilities and deferred inflows associated with the operation of the District are included on the statement of net position.

Fund Financial Statements - Fund financial statements report detailed information about the District. The focus of governmental fund financial statements is on major funds rather than reporting funds by type. Each major fund is presented in a separate column, and all nonmajor funds are aggregated into one column. Fiduciary funds are reported by fund type.

All governmental funds are accounted for using a flow of current financial resources measurement focus. With this measurement focus, only current assets and current deferred outflows and current liabilities and current deferred inflows generally are included on the balance sheet. The statement of revenues, expenditures and changes in fund balances reports on the sources (i.e., revenues and other financing sources) and uses (i.e., expenditures and other financing uses) of current financial resources. This approach differs from the manner in which the governmental activities of the government-wide financial statements are prepared. Governmental fund financial statements therefore include a reconciliation with brief explanations to better identify the relationship between the government-wide statements and the statements for governmental funds.

The fiduciary funds are reported using the economic resources measurement focus. All assets and liabilities associated with the operation of fiduciary funds are included on the statement of net fiduciary position. Fiduciary funds present a statement of changes in fiduciary net position which reports additions to and deductions from custodial funds. In fiduciary funds, a liability to the beneficiaries of fiduciary activity is recognized when an event has occurred that compels the government to disburse fiduciary resources. Fiduciary fund liabilities other than those to beneficiaries are recognized using the economic resources measurement focus.

D. Basis of Accounting

Basis of accounting determines when transactions are recorded in the financial records and reported on the financial statements. Government-wide financial statements are prepared using the accrual basis of accounting. Governmental funds use the modified accrual basis of accounting. Fiduciary funds also use the accrual basis of accounting.

Revenues - Exchange and Nonexchange Transactions - Revenue resulting from exchange transactions, in which each party gives and receives essentially equal value, is recorded on the accrual basis when the exchange takes place. On a modified accrual basis, revenue is recorded in the fiscal year in which the resources are measurable and become available. Available means that the resources will be collected within the current fiscal year or are expected to be collected soon enough thereafter to be used to pay liabilities of the current fiscal year. For the District, available means expected to be received within sixty days of fiscal year end.

Nonexchange transactions, in which the District receives value without directly giving equal value in return, include property taxes, payments in lieu of taxes, grants, entitlements and donations. On an accrual basis, revenue from property taxes is recognized in the fiscal year for which the taxes are levied (see Note 5). Revenue from grants, entitlements and donations is recognized in the fiscal year in which all eligibility requirements have been satisfied. Eligibility requirements include timing requirements, which specify the year when the resources are required to be used or the fiscal year when use is first permitted, matching requirements, in which the District must provide local resources to be used for a specified purpose, and expenditure requirements, in which the resources are provided to the District on a reimbursement basis. On a modified accrual basis, revenue from nonexchange transactions must also be available before it can be recognized.

Under the modified accrual basis, the following revenue sources are considered to be both measurable and available at fiscal year end: property taxes available as an advance, interest, tuition, grants, student fees and rentals.

**SHEFFIELD-SHEFFIELD LAKE CITY SCHOOL DISTRICT
LORAIN COUNTY, OHIO**

**NOTES TO THE BASIC FINANCIAL STATEMENTS
FOR THE FISCAL YEAR ENDED JUNE 30, 2021**

NOTE 2 - SUMMARY OF SIGNIFICANT ACCOUNTING POLICIES - (Continued)

Deferred Outflows of Resources and Deferred Inflows of Resources - In addition to assets, the government-wide statement of net position will report a separate section for deferred outflows of resources. Deferred outflows of resources, represents a consumption of net position that applies to a future period and will not be recognized as an outflow of resources (expense/expenditure) until then. For the District, see Notes 12 and 13 for deferred outflows of resources related to the District's net pension liability and OPEB liability/asset, respectively. In addition, deferred outflows of resources include a deferred charge on debt refunding. A deferred charge on refunding results from the difference in the carrying value of refunded debt and its reacquisition price. This amount is deferred and amortized over the shorter of the life of the refunded or refunding debt.

In addition to liabilities, both the government-wide statement of net position and the governmental fund financial statements report a separate section for deferred inflows of resources. Deferred inflows of resources represent an acquisition of net position that applies to a future period and will not be recognized as an inflow of resources (revenue) until that time. For the District, deferred inflows of resources include property taxes, payments in lieu of taxes, unavailable revenue, pensions and OPEB. Property taxes and payments in lieu of taxes represent amounts for which there is an enforceable legal claim as of June 30, 2021, but which were levied to finance fiscal year 2022 operations. These amounts have been recorded as a deferred inflow of resources on both the government-wide statement of net position and the governmental fund financial statements. Unavailable revenue is reported only on the governmental funds balance sheet, and represents receivables which will not be collected within the available period. For the District, unavailable revenue includes, but is not limited to, delinquent property taxes and intergovernmental grants. These amounts are deferred and recognized as an inflow of resources in the period the amounts become available.

For the District, see Notes 12 and 13 for deferred inflows of resources related to the District's net pension liability and net OPEB liability/asset. This deferred inflow of resources is only reported on the government-wide statement of net position.

Expenses/Expenditures - On the accrual basis of accounting, expenses are recognized at the time they are incurred. The entitlement value of donated commodities used during the year is reported in the statement of revenues, expenditures and changes in fund balances as an expenditure with a like amount reported as intergovernmental revenue.

The measurement focus of governmental fund accounting is on decreases in net financial resources (expenditures) rather than expenses. Expenditures are generally recognized in the accounting period in which the related fund liability is incurred, if measurable. Allocations of cost, such as depreciation and amortization, are not recognized in governmental funds.

E. Budgetary Process

All funds, other than custodial funds, are legally required to be budgeted and appropriated. The major documents prepared are the tax budget, the certificate of estimated resources, and the appropriations resolution, all of which are prepared on the budgetary basis of accounting. The tax budget demonstrates a need for existing or increased tax rates. The certificate of estimated resources established a limit on the amounts that the Board of Education may appropriate. The appropriation resolution is the Board's authorization to spend resources and set annual limits on expenditures plus encumbrances at a level of control selected by the Board of Education. The legal level of budgetary control has been established at the fund level for all funds. The District has elected to present budgetary statement comparisons at the fund and function level of expenditures.

The certificate of estimated resources may be amended during the year if projected increases or decreases in revenue are identified by the District Treasurer. The amount reported as the original budgeted amount in the budgetary statement reflects the amount in the certificate when the permanent appropriations were adopted. The amount reported as the final budgeted amount in the budgetary statement reflects the amount in the final amended certificate that was in effect at the time the final appropriations were passed by the Board of Education.

**SHEFFIELD-SHEFFIELD LAKE CITY SCHOOL DISTRICT
LORAIN COUNTY, OHIO**

NOTES TO THE BASIC FINANCIAL STATEMENTS
FOR THE FISCAL YEAR ENDED JUNE 30, 2021

NOTE 2 - SUMMARY OF SIGNIFICANT ACCOUNTING POLICIES - (Continued)

The budgetary process is prescribed by provisions of the Ohio Revised Code and entails the preparation of budgetary documents within an established timetable. The certificate of estimated resources and the appropriations resolution are subject to amendment throughout the year with the legal restriction that appropriations cannot exceed estimated resources, as certified.

The appropriation resolution is subject to amendment by the Board of Education throughout the year with the restriction that appropriations may not exceed estimated resources. The amount reported as the original budgeted amount reflect the first appropriations for that fund that covered the entire fiscal year, including amounts automatically carried over from the prior year. The amount reported as the final budgeted amount represents the final appropriation amount passed by the Board during the year, including amounts automatically carried over from the prior year.

F. Cash and Investments

To improve cash management, cash received by the District is pooled. Monies for all funds are maintained in this pool. Individual fund integrity is maintained through the District's records. Each fund's interest in the pool is presented as "equity in pooled cash and cash equivalents" on the basic financial statements.

During fiscal year 2021, investments were limited to negotiable certificates of deposit (CDs), Federal Home Loan Bank (FHLB) Securities, Federal Home Loan Mortgage Corporation (FHLMC) Securities, Federal National Mortgage Association (FNMA) Securities, Federal Farm Credit Bank (FFCB) Securities and investments in the State Treasury Asset Reserve of Ohio (STAR Ohio). Except for nonparticipating investment contracts, investments are reported at fair value, which is based on quoted market prices.

STAR Ohio is an investment pool managed by the State Treasurer's Office which allows governments within the State to pool their funds for investment purposes. STAR Ohio is not registered with the SEC as an investment company, but has adopted Governmental Accounting Standards Board (GASB), Statement No. 79, "Certain External Investment Pools and Pool Participants." The District measures its investment in STAR Ohio at the net asset value (NAV) per share provided by STAR Ohio. The NAV per share is calculated on an amortized cost basis that provides an NAV per share that approximates fair value.

For fiscal year 2021, there were no limitations or restrictions on any participant withdrawals due to redemption notice periods, liquidity fees, or redemption gates. However, notice must be given 24 hours in advance of all deposits and withdrawals exceeding \$100 million. STAR Ohio reserves the right to limit the transaction to \$250 million, requiring the excess amount to be transacted the following business day(s), but only to the \$250 million limit. All accounts of the participant will be combined for these purposes.

Under existing Ohio statutes all investment earnings are assigned to the general fund unless statutorily required to be credited to a specific fund. The Board of Education has, by resolution, specified the funds to receive an allocation of interest earnings. Interest revenue credited to the general fund during fiscal year 2021 amounted to \$14,515, which includes \$2,074 assigned from other District funds.

For presentation on the basic financial statements, investments of the cash management pool and investments with original maturities of three months or less at the time they are purchased by the District are considered to be cash equivalents. Investments with an initial maturity of more than three months are reported as investments.

An analysis of the District's investment account at year end is provided in Note 4.

**SHEFFIELD-SHEFFIELD LAKE CITY SCHOOL DISTRICT
LORAIN COUNTY, OHIO**

NOTES TO THE BASIC FINANCIAL STATEMENTS
FOR THE FISCAL YEAR ENDED JUNE 30, 2021

NOTE 2 - SUMMARY OF SIGNIFICANT ACCOUNTING POLICIES - (Continued)

G. Inventory

On government-wide and fund financial statements, purchased inventories are presented at the lower of cost or market and donated commodities are presented at their entitlement value. Inventories are recorded on a first-in, first-out basis and are expensed when used. Inventories are accounted for using the consumption method.

Inventory consists of supplies, donated food and purchased food.

H. Capital Assets

General capital assets generally result from expenditures in the governmental funds. These assets are reported in the governmental activities column of the government-wide statement of net position, but are not reported in the fund financial statements.

All capital assets are capitalized at cost (or estimated historical cost) and updated for additions and retirements during the year. Donated capital assets are recorded at their acquisition values as of the date received. The District maintains a capitalization threshold of \$5,000. The District does not possess any infrastructure. Improvements are capitalized; the costs of normal maintenance and repairs that do not add to the value of the asset or materially extend an asset's life are not capitalized.

All reported capital assets, other than land and construction in progress, are depreciated. Improvements are depreciated over the remaining useful lives of the related capital assets. Depreciation is computed using the straight-line method over the following useful lives:

<u>Description</u>	<u>Estimated Lives</u>
Buildings and improvements	50 years
Furniture and equipment	5 - 20 years
Vehicles	8 years

I. Interfund Balances

On fund financial statements, receivables and payables resulting from short-term interfund loans are classified as "interfund loans receivable/payable." These amounts are eliminated in the governmental activities column on the statement of net position. The District had no interfund loans outstanding at June 30, 2021.

J. Compensated Absences

Compensated absences of the District consist of vacation leave and sick leave to the extent that payments to the employee for these absences are attributable to services already rendered and are not contingent on a specific event that is outside the control of the District and the employee.

**SHEFFIELD-SHEFFIELD LAKE CITY SCHOOL DISTRICT
LORAIN COUNTY, OHIO**

**NOTES TO THE BASIC FINANCIAL STATEMENTS
FOR THE FISCAL YEAR ENDED JUNE 30, 2021**

NOTE 2 - SUMMARY OF SIGNIFICANT ACCOUNTING POLICIES - (Continued)

In accordance with the provisions of GASB Statement No. 16, "Accounting for Compensated Absences", a liability for vacation leave is accrued if a) the employees' rights to payment are attributable to services already rendered; and b) it is probable that the employer will compensate the employees for the benefits through paid time off or other means, such as cash payment at termination or retirement. An accrual for earned sick leave is made to the extent that it is probable that the benefits will result in termination (severance) payments. A liability for sick leave is accrued using the vesting method; i.e., the liability is based on the sick leave accumulated at the balance sheet date by those employees who are currently eligible to receive termination (severance) payments, as well as those employees expected to become eligible in the future. For purposes of establishing a liability for severance on employees expected to become eligible to retire in the future, certified employees at any age with 10 years of service and classified employees at any age with 20 years of service were considered expected to become eligible to retire in accordance with GASB Statement No. 16.

The total liability for vacation and sick leave has been calculated using pay rates in effect at June 30, 2021 and reduced to the maximum payment allowed by labor contract and/or statute, plus any additional salary related payments.

The entire compensated absence liability is reported on the government-wide financial statements. For governmental fund financial statements, compensated absences are recognized as liabilities and expenditures as payments come due each period upon the occurrence of employee resignations and retirements.

K. Prepayments

Certain payments to vendors reflect the costs applicable to future accounting periods and are recorded as prepaid items in both government-wide and fund financial statements. These items are reported as assets on the balance sheet using the consumption method. A current asset for the prepaid amounts is recorded at the time of the purchase and the expenditure/expense is reported in the year in which services are consumed.

L. Accrued Liabilities and Long-Term Obligations

All payables, accrued liabilities and long-term obligations are reported in the government-wide financial statements.

In general, governmental fund payables and accrued liabilities that, once incurred, are paid in a timely manner and in full from current financial resources, are reported as obligations of the funds. However, claims and judgments, compensated absences, net pension liability, and net OPEB liability that will be paid from governmental funds are reported as a liability in the fund financial statements only to the extent that they are due for payment during the current year. Bonds and lease-purchase agreements are recognized as a liability on the fund financial statements when due. Net pension/OPEB liability should be recognized in the governmental funds to the extent that benefit payments are due and payable and the pension/OPEB plan's fiduciary net position is not sufficient for payment of those benefits.

M. Issuance Costs, Bond Premium/Discount and Accounting Gain/Loss on Debt Refunding

On the governmental fund financial statements, issuance costs, bond premiums, bond discounts, and gain or loss from debt refunding are recognized in the current period.

On the government-wide financial statements, issuance costs are recognized in the current period and are not amortized. Bond premiums and discounts are amortized over the term of the bonds using the straight-line method. Unamortized bond premiums are presented as an addition to the face amount of the bonds reported on the statement of net position. Unamortized bond discounts are presented as a reduction to the face amount of the bonds reported on the statement of net position. The reconciliation between the bonds face value and the amount reported on the statement of net position is presented in Note 10.A.

**SHEFFIELD-SHEFFIELD LAKE CITY SCHOOL DISTRICT
LORAIN COUNTY, OHIO**

NOTES TO THE BASIC FINANCIAL STATEMENTS
FOR THE FISCAL YEAR ENDED JUNE 30, 2021

NOTE 2 - SUMMARY OF SIGNIFICANT ACCOUNTING POLICIES - (Continued)

For an advance refunding resulting in the defeasance of debt, the difference between the reacquisition price and the net carrying amount of the old debt is deferred and amortized as a component of interest expense. This accounting gain or loss is amortized over the remaining life of the old debt or the life of the new debt, whichever is shorter, and is presented as deferred outflows of resources or deferred inflows of resources.

N. Fund Balance

Fund balance is divided into five classifications based primarily on the extent to which the District is bound to observe constraints imposed upon the use of the resources in the governmental funds. The classifications are as follows:

Nonspendable - The nonspendable fund balance classification includes amounts that cannot be spent because they are not in spendable form or legally required to be maintained intact. The “not in spendable form” criterion includes items that are not expected to be converted to cash. It also includes the long-term amount of loans receivable.

Restricted - Fund balance is reported as restricted when constraints are placed on the use of resources that are either externally imposed by creditors (such as through debt covenants), grantors, contributors, or laws or regulations of other governments, or imposed by law through constitutional provisions or enabling legislation.

Committed - The committed fund balance classification includes amounts that can be used only for the specific purposes imposed by a formal action (resolution) of the District Board of Education (the highest level of decision making authority). Those committed amounts cannot be used for any other purpose unless the District Board of Education removes or changes the specified use by taking the same type of action (resolution) it employed to previously commit those amounts. Committed fund balance also incorporates contractual obligations to the extent that existing resources in the fund have been specifically committed for use in satisfying those contractual requirements.

Assigned - Amounts in the assigned fund balance classification are intended to be used by the District for specific purposes but do not meet the criteria to be classified as restricted nor committed. In governmental funds other than the general fund, assigned fund balance represents the remaining amount that is not restricted or committed. In the general fund, assigned amounts represent intended uses established by policies of the District Board of Education, which includes giving the Treasurer the authority to constrain monies for intended purposes.

Unassigned - Unassigned fund balance is the residual classification for the general fund and includes all spendable amounts not contained in the other classifications. In other governmental funds, the unassigned classification is only used to report a deficit fund balance resulting from overspending for specific purposes for which amounts had been restricted, committed, or assigned.

The District applies restricted resources first when expenditures are incurred for purposes for which restricted and unrestricted (committed, assigned, and unassigned) fund balance is available. Similarly, within unrestricted fund balance, committed amounts are reduced first followed by assigned, and then unassigned amounts when expenditures are incurred for purposes for which amounts in any of the unrestricted fund balance classifications could be used.

**SHEFFIELD-SHEFFIELD LAKE CITY SCHOOL DISTRICT
LORAIN COUNTY, OHIO**

NOTES TO THE BASIC FINANCIAL STATEMENTS
FOR THE FISCAL YEAR ENDED JUNE 30, 2021

NOTE 2 - SUMMARY OF SIGNIFICANT ACCOUNTING POLICIES - (Continued)

O. Net Position

Net position represents the difference between assets and deferred outflows and liabilities and deferred inflows. The net position component “net investment in capital assets,” consists of capital assets, net of accumulated depreciation, reduced by the outstanding balances of any borrowing used for the acquisition, construction or improvement of those assets. Deferred outflows of resources and deferred inflows of resources that are attributable to the acquisition, construction or improvement of those assets or related debt also should be included in this component of net position. Net position is reported as restricted when there are limitations imposed on its use either through the enabling legislation adopted by the District or through external restrictions imposed by creditors, grantors or laws or regulations of other governments. The amount restricted for other purposes represents amounts restricted for other grants.

The government-wide statement of net position reports \$1,564,927 of restricted net position, of which none is restricted by enabling legislation.

The District applies restricted resources first when an expense is incurred for purposes for which both restricted and unrestricted net position is available.

P. Estimates

The preparation of the basic financial statements in conformity with GAAP requires management to make estimates and assumptions that affect the amounts reported in the basic financial statements and accompanying notes. Actual results may differ from those estimates.

Q. Interfund Activity

Exchange transactions between funds are reported as revenues in the seller funds and as expenditures/expenses in the purchaser funds. Flows of cash or goods from one fund to another without a requirement for repayment are reported as interfund transfers. Interfund transfers are reported as other financing sources/uses in governmental funds. Repayments from funds responsible for particular expenditures/expenses to the funds that initially paid for them are not presented on the basic financial statements.

R. Extraordinary and Special Items

Extraordinary items are transactions or events that are both unusual in nature and infrequent in occurrence. Special items are transactions or events that are within the control of the Board of Education and that are either unusual in nature or infrequent in occurrence. The District did not have any extraordinary or special items during fiscal year 2021.

S. Pensions/Other Postemployment Benefits (OPEB)

For purposes of measuring the net pension/OPEB liability, net OPEB asset, deferred outflows of resources and deferred inflows of resources related to pensions/OPEB, and pension/OPEB expense, information about the fiduciary net position of the pension/OPEB plans and additions to/deductions from their fiduciary net position have been determined on the same basis as they are reported by the pension/OPEB plan. For this purpose, benefit payments (including refunds of employee contributions) are recognized when due and payable in accordance with the benefit terms. The pension/OPEB plans report investments at fair value.

**SHEFFIELD-SHEFFIELD LAKE CITY SCHOOL DISTRICT
LORAIN COUNTY, OHIO**

NOTES TO THE BASIC FINANCIAL STATEMENTS
FOR THE FISCAL YEAR ENDED JUNE 30, 2021

NOTE 2 - SUMMARY OF SIGNIFICANT ACCOUNTING POLICIES - (Continued)

T. Fair Value

The District categorizes its fair value measurements within the fair value hierarchy established by generally accepted accounting principles. The hierarchy is based on the valuation inputs used to measure the fair value of the asset. Level 1 inputs are quoted prices in active markets for identical assets; Level 2 inputs are significant other observable inputs; Level 3 inputs are significant unobservable inputs.

NOTE 3 - ACCOUNTABILITY AND COMPLIANCE

A. Change in Accounting Principles

For fiscal year 2021, the District has applied GASB Statement No. 95, "*Postponement of the Effective Dates of Certain Authoritative Guidance*." GASB Statement No. 95 provides temporary relief to governments and other stakeholders in light of the COVID-19 pandemic. This objective is accomplished by postponing the effective dates of certain provisions in Statements and Implementation Guides that first became effective or are scheduled to become effective for periods beginning after June 15, 2018, and later.

Certain provisions contained in the following pronouncements were scheduled to be implemented for the fiscal year ended June 30, 2021. Due to the implementation of GASB Statement No. 95, the effective dates of certain provisions contained in these pronouncements are postponed until the fiscal year ended June 30, 2022:

- Statement No. 87, *Leases*
- Implementation Guide No. 2019-3, *Leases*
- Statement No. 89, *Accounting for Interest Cost Incurred before the End of a Construction Period*
- Statement No. 92, *Omnibus 2020*
- Statement No. 93, *Replacement of Interbank Offered Rates*

B. Deficit Fund Balances

Fund balances at June 30, 2021 included the following individual fund deficits:

<u>Nonmajor funds</u>	<u>Deficit</u>
Food Service	\$ 1,310
District Managed Student Activity	5,771
IDEA, Part B	21,188
Title I, Disadvantaged Children	3,812

The general fund is liable for any deficit in these funds and provides transfers when cash is required, not when accruals occur. The deficit fund balances resulted from adjustments for accrued liabilities.

NOTE 4 - DEPOSITS AND INVESTMENTS

State statutes classify monies held by the District into three categories.

Active deposits are public deposits necessary to meet current demands on the treasury. Such monies must be maintained either as cash in the District treasury, in commercial accounts payable or withdrawable on demand, including negotiable order of withdrawal (NOW) accounts, or in money market deposit accounts.

**SHEFFIELD-SHEFFIELD LAKE CITY SCHOOL DISTRICT
LORAIN COUNTY, OHIO**

**NOTES TO THE BASIC FINANCIAL STATEMENTS
FOR THE FISCAL YEAR ENDED JUNE 30, 2021**

NOTE 4 - DEPOSITS AND INVESTMENTS - (Continued)

Inactive deposits are public deposits that the Board of Education has identified as not required for use within the current five-year period of designation of depositories. Inactive deposits must either be evidenced by certificates of deposit maturing not later than the end of the current period of designation of depositories, or by savings or deposit accounts including, but not limited to, passbook accounts.

Interim deposits are deposits of interim monies. Interim monies are those monies which are not needed for immediate use, but which will be needed before the end of the current period of designation of depositories. Interim deposits must be evidenced by time certificates of deposit maturing not more than one year from the date of deposit or by savings or deposit accounts including passbook accounts.

Interim monies may be deposited or invested in the following securities:

1. United States Treasury notes, bills, bonds, or any other obligation or security issued by the United States Treasury or any other obligation guaranteed as to principal and interest by the United States;
2. Bonds, notes, debentures, or any other obligations or securities issued by any federal government agency or instrumentality, including, but not limited to, the Federal National Mortgage Association, Federal Home Loan Bank, Federal Farm Credit Bank, Federal Home Loan Mortgage Corporation and Government National Mortgage Association. All federal agency securities shall be direct issuances of federal government agencies or instrumentalities;
3. Written repurchase agreements in the securities listed above provided that the market value of the securities subject to the repurchase agreement must exceed the principal value of the agreement by at least two percent and be marked to market daily, and that the term of the agreement must not exceed thirty days;
4. Bonds and other obligations of the State of Ohio, and with certain limitations including a requirement for maturity within ten years from the date of settlement, bonds and other obligations of political subdivisions of the State of Ohio, if training requirements have been met;
5. Time certificates of deposit or savings or deposit accounts including, but not limited to, passbook accounts;
6. No-load money market mutual funds consisting exclusively of obligations described in items (1) and (2) above and repurchase agreements secured by such obligations, provided that investments in securities described in this division are made only through eligible institutions;
7. The State Treasurer's investment pool, the State Treasury Asset Reserve of Ohio (STAR Ohio); and,
8. Certain bankers' acceptances for a period not to exceed one hundred eighty days) and commercial paper notes (for a period not to exceed two hundred seventy days) in an amount not to exceed 40 percent of the interim monies available for investment at any one time if training requirements have been met.

Protection of the deposits is provided by the Federal Deposit Insurance Corporation (FDIC), by eligible securities pledged by the financial institution as security for repayment, or by the financial institutions participation in the Ohio Pooled Collateral System (OPCS), a collateral pool of eligible securities deposited with a qualified trustee and pledged to the Treasurer of State to secure the repayment of all public monies deposited in the financial institution.

**SHEFFIELD-SHEFFIELD LAKE CITY SCHOOL DISTRICT
LORAIN COUNTY, OHIO**

NOTES TO THE BASIC FINANCIAL STATEMENTS
FOR THE FISCAL YEAR ENDED JUNE 30, 2021

NOTE 4 - DEPOSITS AND INVESTMENTS - (Continued)

Investments in stripped principal or interest obligations, reverse repurchase agreements and derivatives are prohibited. The issuance of taxable notes for the purpose of arbitrage, the use of leverage and short selling are also prohibited. Except as noted above, an investment must mature within five years from the date of purchase unless matched to a specific obligation or debt of the District, and must be purchased with the expectation that it will be held to maturity. Investments may only be made through specified dealers and institutions. Payment for investments may be made only upon delivery of the securities representing the investments to the Treasurer or, if the securities are not represented by a certificate, upon receipt of confirmation of transfer from the custodian.

Investments may only be made through specified dealers and institutions. Payment for investments may be made only upon delivery of the securities representing the investments to the Treasurer or, if the securities are not represented by a certificate, upon receipt of confirmation of transfer from the custodian.

A. Deposits with Financial Institutions

At June 30, 2021, the carrying amount of all District deposits was \$543,531 and the bank balance of all District deposits was \$927,146. Of the bank balance, \$250,381 was covered by the FDIC, \$525,981 was covered by the Ohio Pooled Collateral System and \$150,784 was exposed to custodial credit risk because this amount was uninsured and uncollateralized.

Custodial credit risk is the risk that, in the event of bank failure, the District will not be able to recover deposits or collateral securities that are in the possession of an outside party. The District has no deposit policy for custodial credit risk beyond the requirements of State statute. Ohio law requires that deposits either be insured or protected by (1) eligible securities pledged to the District and deposited with a qualified trustee by the financial institution as security for repayment whose fair value at all times shall be at least 105 percent of the deposits being secured, or (2) participation in the Ohio Pooled Collateral System (OPCS), a collateral pool of eligible securities deposited with a qualified trustee and pledged to the Treasurer of State to secure the repayment of all public monies deposited in the financial institution. OPCS requires the total fair value of the securities pledged to be 102 percent of the deposits being secured or a reduced rate set by the Treasurer of State. For fiscal year 2021, the District's financial institution was approved for collateral rate of 50 percent through OPCS. Although all statutory requirements for the deposit of money has been followed, noncompliance with federal requirements could potentially subject the District to a successful claim by the FDIC.

B. Investments

As of June 30, 2021, the District had the following investments:

Measurement/ Investment Type	Measurement Value	Investment Maturities				
		6 months or less	7 to 12 months	13 to 18 months	19 to 24 months	Greater than 24 months
<i>Fair Value:</i>						
FNMA	\$ 941,663	\$ -	\$ -	\$ -	\$ -	\$ 941,663
FHLB	3,161,723	-	-	-	-	3,161,723
FHLMC	249,650	-	-	-	-	249,650
FFCB	509,920	-	-	-	-	509,920
Negotiable CDs	3,489,289	740,295	251,023	880,921	-	1,617,050
<i>Amortized Cost:</i>						
STAR Ohio	94,762	94,762	-	-	-	-
Total	<u>\$ 8,447,007</u>	<u>\$ 835,057</u>	<u>\$ 251,023</u>	<u>\$ 880,921</u>	<u>\$ -</u>	<u>\$ 6,480,006</u>

The weighted average maturity of investments is 1.24 years.

**SHEFFIELD-SHEFFIELD LAKE CITY SCHOOL DISTRICT
LORAIN COUNTY, OHIO**

NOTES TO THE BASIC FINANCIAL STATEMENTS
FOR THE FISCAL YEAR ENDED JUNE 30, 2021

NOTE 4 - DEPOSITS AND INVESTMENTS - (Continued)

The District's investments in federal agency securities (FHLMC, FNMA, FFCB, FHLB), and negotiable CDs are valued using quoted market prices that are not considered to be active, dealer quotations or alternative pricing sources for similar assets or liabilities for which all significant inputs are observable, either direct or indirectly (Level 2 inputs).

Interest Rate Risk: Interest rate risk arises because potential purchasers of debt securities will not agree to pay face value for those securities if interest rates subsequently increase. As a means of limiting its exposure to fair value losses arising from rising interest rates and according to State law, the District's investment policy limits investment portfolio maturities to five years or less.

Credit Risk: The District's investments in federal securities (FHLMC, FNMA, FFCB, FHLB) were rated AA+ and Aaa by Standard & Poor's and Moody's Investor Services, respectively. The District's investments in STAR Ohio carries a rating of AAAM by Standard & Poor's. Ohio law requires that STAR Ohio maintain the highest rating provided by at least one nationally recognized standard rating service. The District's investments in negotiable CDs accounts were not rated. The negotiable CDs are covered by FDIC. The District has no investment policy dealing with investment credit risk beyond the requirements in State statutes.

Custodial Credit Risk: For an investment, custodial credit risk is the risk that, in the event of the failure of the counterparty, the District will not be able to recover the value of its investments or collateral securities that are in the possession of an outside party. The District has no investment policy dealing with investment custodial risk beyond the requirement in State statute that prohibits payment for investments prior to the delivery of the securities representing such investments to the treasurer or qualified trustee.

Concentration of Credit Risk: The District places no limit on the amount that may be invested in any one issuer. The following table includes the percentage of each investment type held by the District at June 30, 2021:

<u>Investment type</u>	<u>Measurement</u>	
	<u>Value</u>	<u>% of Total</u>
<i>Fair value:</i>		
FHLMC	\$ 249,650	2.96%
FHLB	3,161,723	37.43%
FNMA	941,663	11.15%
FFCB	509,920	6.04%
Negotiable CDs	3,489,289	41.31%
<i>Amortized cost:</i>		
STAR Ohio	94,762	1.12%
Total	<u>\$ 8,447,007</u>	<u>100.00%</u>

**SHEFFIELD-SHEFFIELD LAKE CITY SCHOOL DISTRICT
LORAIN COUNTY, OHIO**

NOTES TO THE BASIC FINANCIAL STATEMENTS
FOR THE FISCAL YEAR ENDED JUNE 30, 2021

NOTE 4 - DEPOSITS AND INVESTMENTS - (Continued)

C. Reconciliation of Cash and Investments to the Statement of Net Position

The following is a reconciliation of cash and investments as reported in the note above to cash and cash equivalents as reported on the statement of net position as of June 30, 2021:

<u>Cash and investments per note</u>	
Carrying amount of deposits	\$ 543,531
Investments	<u>8,447,007</u>
 Total	 <u>\$ 8,990,538</u>
 <u>Cash and cash equivalents per statement of net position</u>	
Governmental activities	<u>\$ 8,990,538</u>
 Total	 <u>\$ 8,990,538</u>

NOTE 5 - PROPERTY TAXES

Property taxes are levied and assessed on a calendar year basis while the District’s fiscal year runs from July through June. First half tax collections are received by the District in the second half of the fiscal year. Second half tax distributions occur in the first half of the following fiscal year.

Property taxes include amounts levied against all real property and public utility property. Real property tax revenues received in calendar year 2021 represent the collection of calendar year 2020 taxes. Real property taxes received in calendar year 2021 were levied after April 1, 2020, on the assessed values as of January 1, 2020, the lien date. Assessed values for real property taxes are established by State statute at 35 percent of appraised market value. Real property taxes are payable annually or semiannually. If paid annually, payment is due December 31; if paid semiannually, the first payment is due December 31, with the remainder payable by June 20. Under certain circumstances, State statute permits alternate payment dates to be established. Public utility property tax revenues received in calendar year 2021 represent the collection of calendar year 2020 taxes. Public utility real and personal property taxes received in calendar year 2020 became a lien on December 31, 2019, were levied after April 1, 2020, and are collected with real property taxes. Public utility real property is assessed at 35 percent of true value; public utility tangible personal property is currently assessed at varying percentages of true value.

The District receives property taxes from Lorain County. The County Auditor periodically advances to the District its portion of the taxes collected. Second-half real property tax payments collected by the County by June 30, 2021, are available to finance fiscal year 2021 operations. The amount available as an advance at June 30, 2021 was \$1,549,302 in the general fund, \$191,019 in the bond retirement fund and \$39,637 in the permanent improvement fund (a nonmajor governmental fund). This amount is recorded as revenue. The amount available as an advance at June 30, 2020 was \$2,398,435 in the general fund, \$301,031 in the bond retirement fund and \$61,185 in the permanent improvement fund (a nonmajor governmental fund). This amount is recorded as revenue. The amount of second-half real property taxes available for advance at fiscal year-end can vary based on the date the tax bills are sent.

Accrued property taxes receivable includes real property, public utility property and delinquent tangible personal property taxes which are measurable as of June 30, 2021 and for which there is an enforceable legal claim. Although total property tax collections for the next fiscal year are measurable, only the amount of real property taxes available as an advance at June 30 was levied to finance current fiscal year operations and is reported as revenue at fiscal year-end. The portion of the receivable not levied to finance current fiscal year operations is offset by a credit to deferred inflows.

On the accrual basis of accounting, collectible delinquent property taxes have been recorded as a receivable and revenue, while on a modified accrual basis of accounting the revenue has been reported as a deferred inflow.

**SHEFFIELD-SHEFFIELD LAKE CITY SCHOOL DISTRICT
LORAIN COUNTY, OHIO**

NOTES TO THE BASIC FINANCIAL STATEMENTS
FOR THE FISCAL YEAR ENDED JUNE 30, 2021

NOTE 5 - PROPERTY TAXES - (Continued)

The assessed values upon which the fiscal year 2021 taxes were collected are:

	2020 Second Half Collections		2021 First Half Collections	
	<u>Amount</u>	<u>Percent</u>	<u>Amount</u>	<u>Percent</u>
Agricultural/residential and other real estate	\$ 346,044,890	97.17	\$ 350,668,840	97.02
Public utility personal	<u>10,074,560</u>	<u>2.83</u>	<u>10,770,100</u>	<u>2.98</u>
Total	<u>\$ 356,119,450</u>	<u>100.00</u>	<u>\$ 361,438,940</u>	<u>100.00</u>
Tax rate per \$1,000 of assessed valuation	\$ 67.02		\$ 66.97	

NOTE 6 - TAX ABATEMENT

Ohio Enterprise Zone Agreement

On February 12, 2014, the Village of Sheffield entered into an Ohio Enterprise Zone Agreement with Oldcastle APG South, Inc., which granted them a ten-year real estate tax abatement. The tax abatement will reduce their real estate taxes by 75% for years one through five and 60% for years six through ten. The agreement also stipulates that Oldcastle APG South, Inc. is obligated to make payments in lieu of taxes to the District in the amount of \$9,058 for each year through year five and \$5,746 for each year six through ten. For fiscal year 2021, the District's property tax revenue was reduced by approximately \$9,166.

NOTE 7 - RECEIVABLES

Receivables at June 30, 2021 consisted of taxes, payments in lieu of taxes, accounts, accrued interest, and intergovernmental grants and entitlements. All receivables are considered collectible in full due to the ability to foreclose for the nonpayment of taxes, the stable condition of State programs and the current year guarantee of federal funds.

A summary of the principal items of receivables reported on the statement of net position follows:

Governmental activities:

Property taxes	\$ 16,079,466
Payment in lieu of taxes	340,000
Accounts	4,782
Accrued interest	29,108
Intergovernmental:	
SERS true-up refund	15,438
Medicaid	21,665
State foundation - FTE adjustments JV01	5,385
Lunch reimbursements	17,416
OHSAA reimbursements	300
IDEA-B	36,659
Title I disadvantaged children	37,895
Miscellaneous federal grants	<u>933</u>
Total intergovernmental receivables	<u>\$ 135,691</u>

**SHEFFIELD-SHEFFIELD LAKE CITY SCHOOL DISTRICT
LORAIN COUNTY, OHIO**

NOTES TO THE BASIC FINANCIAL STATEMENTS
FOR THE FISCAL YEAR ENDED JUNE 30, 2021

NOTE 8 - CAPITAL ASSETS

Capital asset activity for the fiscal year ended June 30, 2021, was as follows:

	Balance <u>June 30, 2020</u>	<u>Additions</u>	<u>Deductions</u>	Balance <u>June 30, 2021</u>
Governmental activities:				
<i>Capital assets, not being depreciated:</i>				
Land	\$ 540,878	\$ -	\$ -	\$ 540,878
Total capital assets, not being depreciated	<u>540,878</u>	<u>-</u>	<u>-</u>	<u>540,878</u>
<i>Capital assets, being depreciated:</i>				
Buildings and improvements	37,564,768	50,715	-	37,615,483
Furniture and equipment	891,895	286,572	-	1,178,467
Vehicles	1,830,547	-	-	1,830,547
Total capital assets, being depreciated	<u>40,287,210</u>	<u>337,287</u>	<u>-</u>	<u>40,624,497</u>
<i>Less: accumulated depreciation:</i>				
Buildings and improvements	(4,835,001)	(404,167)	-	(5,239,168)
Furniture and equipment	(671,488)	(41,523)	-	(713,011)
Vehicles	(1,026,377)	(38,595)	-	(1,064,972)
Total accumulated depreciation	<u>(6,532,866)</u>	<u>(484,285)</u>	<u>-</u>	<u>(7,017,151)</u>
Governmental activities capital assets, net	<u>\$ 34,295,222</u>	<u>\$ (146,998)</u>	<u>\$ -</u>	<u>\$ 34,148,224</u>

Depreciation expense was charged to governmental functions as follows:

Instruction:

Regular	\$ 178,631
Special	63,392
Vocational	64
Other	1,347

Support services:

Pupil	22,485
Instructional staff	10,446
Board of education	1,530
Administration	38,245
Fiscal	6,936
Business	31,302
Operations and maintenance	65,350
Pupil transportation	46,285
Food service operations	3,085
Extracurricular	<u>15,187</u>
Total depreciation expense	<u>\$ 484,285</u>

**SHEFFIELD-SHEFFIELD LAKE CITY SCHOOL DISTRICT
LORAIN COUNTY, OHIO**

NOTES TO THE BASIC FINANCIAL STATEMENTS
FOR THE FISCAL YEAR ENDED JUNE 30, 2021

NOTE 9 - LEASES - LESSEE DISCLOSURE

A. Lease-Purchase Agreements

During prior fiscal years, the District entered into lease-purchase agreements for computer equipment and for buses. The agreements meet the criteria of a lease-purchase as defined by GASB, which defines a lease-purchase generally as one which transfers benefits and risks of ownership to the lessee. Lease purchase payments have been reclassified as debt service expenditures in the basic financial statements for the governmental funds. The District made principal and interest payments of \$86,078 and \$11,292, respectively, from the general fund and \$18,739 and \$318, respectively, from the permanent improvement capital projects fund (a nonmajor governmental fund) during fiscal year 2021.

The computer equipment held under lease-purchase was below the capitalization threshold for each item and therefore not recorded as a capital asset. The buses held under lease-purchase were capitalized in the amount of \$439,264 and had principal in the amount of \$230,040 outstanding at June 30, 2021.

The lease-purchase agreements are considered direct borrowings. Direct borrowings have terms negotiated directly between the District and the lender and are not offered for public sale. The lease-purchase agreements have no significant finance-related terms related to events of default, termination events, or subjective acceleration clauses.

The future minimum lease obligation and the net present value of the minimum lease payments as of June 30, 2021 are as follows:

<u>Fiscal Year Ending June 30,</u>	<u>Governmental Activities</u>
2022	\$ 97,370
2023	97,370
2024	<u>48,685</u>
Total minimum lease payments remaining	243,425
Less: amount representing interest	<u>(13,385)</u>
Present value of minimum lease payments	<u><u>\$ 230,040</u></u>

B. Capital Lease Agreements

During the current fiscal year, the District entered into capitalized leases for the acquisition of copiers. Capital lease payments have been reclassified and are reflected as debt service expenditures in the financial statements for the governmental funds. These expenditures are reported as function expenditures on the budgetary statements.

Capital assets acquired by lease have been originally capitalized in the amount of \$286,572, which represents the present value of the future minimum lease payments at the time of acquisition. Accumulated depreciation as of June 30, 2021 was \$28,657, leaving a current book value of \$257,915. The District did not begin making payments on the lease until fiscal year 2022. This amount will be reported as debt service payment of the general fund.

The following is a schedule of the future minimum lease payments required under the capital leases and the present value of the minimum lease payments as of June 30, 2021.

**SHEFFIELD-SHEFFIELD LAKE CITY SCHOOL DISTRICT
LORAIN COUNTY, OHIO**

NOTES TO THE BASIC FINANCIAL STATEMENTS
FOR THE FISCAL YEAR ENDED JUNE 30, 2021

NOTE 9 - LEASES - LESSEE DISCLOSURE - (Continued)

Fiscal Year Ending June 30,	Total
2022	\$ 65,510
2023	65,510
2024	65,509
2025	65,509
2026	65,509
Total minimum lease payments	327,547
Less: amount representing interest	(40,975)
Present value of minimum lease payments	\$ 286,572

C. Operating Leases

The District is obligated under certain leases accounted for as operating leases. Operating leases do not give rise to property rights or lease obligations. During 2021, expenditures for operating leases totaled \$24,216. The following is a schedule of future minimum rental payments required under operating leases that have initial or remaining noncancelable lease terms in excess of one year as of June 30, 2021:

Fiscal Year Ending June 30,	Governmental Activities
2022	\$ 24,216
2023	6,054
Total minimum lease payments remaining	\$ 30,270

**SHEFFIELD-SHEFFIELD LAKE CITY SCHOOL DISTRICT
LORAIN COUNTY, OHIO**

NOTES TO THE BASIC FINANCIAL STATEMENTS
FOR THE FISCAL YEAR ENDED JUNE 30, 2021

NOTE 10 - LONG-TERM OBLIGATIONS

A. During fiscal year 2021, the following changes occurred in the governmental activities long-term obligations.

	Balance July 1, 2020	Additions	Reductions	Balance June 30, 2021	Amounts Due Within One Year
Governmental activities:					
General obligation bonds:					
<i>School improvement, 2011</i>					
Current interest bonds	\$ 1,520,000	\$ -	\$ (545,000)	\$ 975,000	\$ 330,000
<i>School improvement refunding, 2016</i>					
Current interest bonds	8,440,000	-	-	8,440,000	-
Capital appreciation bonds	2,322	-	(1,342)	980	537
<i>School improvement refunding, 2017</i>					
Current interest bonds	8,690,000	-	(60,000)	8,630,000	65,000
Capital appreciation bonds	9,923	-	-	9,923	-
<i>School improvement refunding, 2019</i>					
Current interest bonds	9,560,000	-	(60,000)	9,500,000	-
Capital appreciation bonds	49,984	-	-	49,984	49,984
Total general obligation bonds	<u>28,272,229</u>	<u>-</u>	<u>(666,342)</u>	<u>27,605,887</u>	<u>445,521</u>
Accretion on capital appreciation bonds	170,885	235,512	(78,658)	327,739	196,647
Unamortized premium on bonds	2,202,688	-	(139,388)	2,063,300	-
Lease-purchase agreements from direct borrowings	334,857	-	(104,817)	230,040	89,406
Capital lease agreement	-	286,572	-	286,572	49,522
Compensated absences	1,347,027	23,917	(47,627)	1,323,317	47,192
Net pension liability	22,033,485	2,174,710	-	24,208,195	-
Net OPEB liability	<u>2,144,716</u>	<u>-</u>	<u>(323,016)</u>	<u>1,821,700</u>	<u>-</u>
Total governmental activities	<u>\$ 56,505,887</u>	<u>\$ 2,720,711</u>	<u>\$ (1,359,848)</u>	<u>\$ 57,866,750</u>	<u>\$ 828,288</u>

Lease-Purchase Agreements - The lease-purchase agreements are described in Note 9.

Capital Lease Agreement - The lease-purchase agreements are described in Note 9.

Compensated Absences - Compensated absences will be paid from the fund from which the employee is paid, which for the District, is primarily the general fund.

Net Pension Liability - The District's net pension liability is described in Note 12. The District pays obligations related to employee compensation from the fund benefitting from their service.

Net OPEB Liability/Asset - The District's net OPEB liability/asset is described in Note 13. The District pays obligations related to employee compensation from the fund benefitting from their service.

**SHEFFIELD-SHEFFIELD LAKE CITY SCHOOL DISTRICT
LORAIN COUNTY, OHIO**

NOTES TO THE BASIC FINANCIAL STATEMENTS
FOR THE FISCAL YEAR ENDED JUNE 30, 2021

NOTE 10 - LONG-TERM OBLIGATIONS - (Continued)

B. General Obligation Bonds Payable

The original issue date, interest rate, original issuance amount and date of maturity for each of the District's general obligation bonds payable follow:

<u>General Obligation Bonds</u>	<u>Original Issue</u>	<u>Interest Rate</u>	<u>Original Issue Amount</u>	<u>Date of Maturity</u>
<i>School improvement*</i>				
Serial	2011	2.00-5.00%	\$ 11,670,000	12/1/2031
Term	2011	5.00%	1,920,000	12/1/2037
Term	2011	4.50%	8,690,000	12/1/2041
<i>School improvement refunding</i>				
Serial	2016	5.00%	4,755,000	12/1/2034
Term	2016	2.00-4.00%	3,735,000	12/1/2036
Capital appreciation bonds	2016	116.12%	34,998	12/1/2025
<i>School improvement refunding</i>				
Serial	2017	2.00-4.00%	6,970,000	12/1/2031
Term	2017	3.375%	1,915,000	12/1/2037
Capital appreciation bonds	2017	67.90%	9,923	12/1/2024
<i>School improvement refunding</i>				
Serial	2019	2.00-4.00%	4,685,000	12/1/2041
Term	2019	2.550%	4,875,000	12/1/2039
Capital appreciation bonds	2019	103.80%	49,984	12/1/2021

* A portion of the School Improvement, Series 2011 bond issue was refunded by the Series 2016 and Series 2017 bond refundings and Series 2019 refundings.

School Improvement Bonds, Series 2011 - The school improvement bonds, series 2011 were issued for new construction and improvements of the District's facilities and included serial, term and capital appreciation bonds. The school improvement refunding bonds, series 2016, the school improvement refunding bonds, series 2017 and the school improvement refunding bonds, series 2019 were issued to advance refund \$8,525,000, \$8,895,000 and \$9,615,000, respectively, of the school improvement bonds, series 2011.

These bonds are general obligations of the District, for which its full faith and credit is pledged for repayment. On the fund financial statements, payments of principal and interest relating to these bonds are recorded as expenditures in the bond retirement fund. On the government-wide financial statements, principal payments reduce the liability reported on the statement of net position. The present value reported on the statement of net position at June 30, 2021 was \$975,000.

School Improvement Bonds, Series 2016 - The school improvement refunding bonds, series 2016 were issued to advance refund a portion of the school improvement bonds, series 2011 (\$8,525,000) and include serial, term and capital appreciation bonds.

These bonds are general obligations of the District, for which its full faith and credit is pledged for repayment. On the fund financial statements, payments of principal and interest relating to these bonds are recorded as expenditures in the bond retirement fund (a nonmajor governmental fund). On the government-wide financial statements, principal payments reduce the liability reported on the statement of net position. The present value reported on the statement of net position at June 30, 2021, including \$100,561 of accreted interest on capital appreciation bonds, was \$8,541,541.

**SHEFFIELD-SHEFFIELD LAKE CITY SCHOOL DISTRICT
LORAIN COUNTY, OHIO**

**NOTES TO THE BASIC FINANCIAL STATEMENTS
FOR THE FISCAL YEAR ENDED JUNE 30, 2021**

NOTE 10 - LONG-TERM OBLIGATIONS - (Continued)

The reacquisition price exceeded the net carrying amount of the old debt by \$1,192,807. This amount is being netted against the new debt and amortized over the remaining life of the refunded debt, which is equal to the life of the new debt issued. The issuance proceeds were used to purchase securities which were placed in an irrevocable trust to provide resources for all future debt service payments on the refunded debt. The refunded bonds, which have an outstanding balance of \$8,440,000 at June 30, 2021, are not included in the District's outstanding debt since the District has in-substance satisfied its obligations through the advance refunding.

School Improvement Bonds, Series 2017 - The District issued \$8,894,923 in school improvement refunding bonds on July 20, 2017, to advance refund a portion of the school improvement bonds, series 2011 (\$8,895,000) and include serial, term and capital appreciation bonds.

These bonds are general obligations of the District, for which its full faith and credit is pledged for repayment. On the fund financial statements, payments of principal and interest relating to these bonds are recorded as expenditures in the bond retirement fund. On the government-wide financial statements, principal payments reduce the liability reported on the statement of net position. The present value reported on the statement of net position at June 30, 2021, including \$85,504 of accreted interest on capital appreciation bonds, was \$8,725,427.

The net present value savings of the refunding was \$519,063. The reacquisition price exceeded the net carrying amount of the old debt by \$486,969. This amount is being netted against the new debt and amortized over the remaining life of the refunded debt, which is equal to the life of the new debt issued. The issuance proceeds were used to purchase securities which were placed in an irrevocable trust to provide resources for all future debt service payments on the refunded debt. The refunded bonds, which have an outstanding balance of \$8,630,000 at June 30, 2021, are not included in the District's outstanding debt since the District has in-substance satisfied its obligations through the advance refunding.

School Improvement Bonds, Series 2019 - The District issued \$9,609,984 in school improvement refunding bonds on October 24, 2019, to advance refund a portion of the school improvement bonds, series 2011 (\$9,615,000) and include serial, term and capital appreciation bonds.

These bonds are general obligations of the District, for which its full faith and credit is pledged for repayment. On the fund financial statements, payments of principal and interest relating to these bonds are recorded as expenditures in the bond retirement fund (a nonmajor governmental fund). On the government-wide financial statements, principal payments reduce the liability reported on the statement of net position. The present value reported on the statement of net position at June 30, 2021, including \$141,674 of accreted interest on capital appreciation bonds, was \$9,691,658.

The net present value savings of the refunding was \$2,415,281. The reacquisition price exceeded the net carrying amount of the old debt by \$129,215. This amount is being netted against the new debt and amortized over the remaining life of the refunded debt, which is equal to the life of the new debt issued. The issuance proceeds were used to purchase securities which were placed in an irrevocable trust to provide resources for all future debt service payments on the refunded debt. The refunded bonds, which have an outstanding balance of \$9,500,000 at June 30, 2021, are not included in the District's outstanding debt since the District has in-substance satisfied its obligations through the advance refunding.

**SHEFFIELD-SHEFFIELD LAKE CITY SCHOOL DISTRICT
LORAIN COUNTY, OHIO**

NOTES TO THE BASIC FINANCIAL STATEMENTS
FOR THE FISCAL YEAR ENDED JUNE 30, 2021

NOTE 10 - LONG-TERM OBLIGATIONS - (Continued)

Principal and interest requirements to retire the District's long-term general obligation bonds are as follows:

Fiscal Year	General Obligation Bonds		
	Principal	Interest	Total
2022	\$ 445,521	\$ 1,185,629	\$ 1,631,150
2023	790,214	928,007	1,718,221
2024	710,086	907,708	1,617,794
2025	134,957	1,622,237	1,757,194
2026	365,109	1,447,901	1,813,010
2027 - 2031	5,900,000	3,484,804	9,384,804
2032 - 2036	7,950,000	2,321,575	10,271,575
2037 - 2041	9,370,000	950,578	10,320,578
2042	1,940,000	29,100	1,969,100
Total	\$ 27,605,887	\$ 12,877,539	\$ 40,483,426

C. Legal Debt Margin

The Ohio Revised Code provides that voted net general obligation debt of the District shall never exceed 9% of the total assessed valuation of the District. The code further provides that unvoted indebtedness shall not exceed 1/10 of 1% of the property valuation of the District. The code additionally states that unvoted indebtedness related to energy conservation debt shall not exceed 9/10 of 1% of the property valuation of the District. The assessed valuation used in determining the District's legal debt margin has been modified by House Bill 530 which became effective March 30, 2006. In accordance with House Bill 530, the assessed valuation used in the District's legal debt margin calculation excluded tangible personal property used in business, telephone or telegraph property, interexchange telecommunications company property, and personal property owned or leased by a railroad company and used in railroad operations. The effects of these debt limitations at June 30, 2021, are a voted debt margin of \$6,008,026 (including available funds of \$1,084,408) and an unvoted debt margin of \$361,439.

NOTE 11 - RISK MANAGEMENT

A. Property and Liability

The District is exposed to various risks of loss related to torts, theft of, damage to, and destruction of assets, errors and omissions, injuries to employees and natural disasters. During fiscal year 2021, the District contracted with the Schools of Ohio Risk Sharing Authority (SORSA) for property and liability insurance. Professional liability is covered with a \$15,000,000 per occurrence and a \$17,000,000 aggregate limit. Settled claims have not exceeded this commercial insurance coverage in any of the past three fiscal years. There has not been a significant reduction in coverage from the prior year. Travelers Casualty & Surety Company of America maintains performance bonds of \$20,000 for the Superintendent and the Board President. A surety bond in the amount of \$100,000 also covers the Treasurer. The remaining employees who handle money are covered within the SORSA policy at \$1,000,000 for any one occurrence of employee theft including faithful performance of duty.

B. Workers' Compensation

The District pays the State Workers' Compensation System a premium based on a rate per \$100 of salaries. This rate is calculated based on accident history and administrative costs.

**SHEFFIELD-SHEFFIELD LAKE CITY SCHOOL DISTRICT
LORAIN COUNTY, OHIO**

NOTES TO THE BASIC FINANCIAL STATEMENTS
FOR THE FISCAL YEAR ENDED JUNE 30, 2021

NOTE 12 - DEFINED BENEFIT PENSION PLANS

The Statewide retirement systems provide both pension benefits and other postemployment benefits (OPEB).

Net Pension Liability/Net OPEB Liability/Asset

Pensions and OPEB are a component of exchange transactions—between an employer and its employees—of salaries and benefits for employee services. Pensions/OPEB are provided to an employee—on a deferred-payment basis—as part of the total compensation package offered by an employer for employee services each financial period.

The net pension/OPEB liability (asset) represent the District’s proportionate share of each pension/OPEB plan’s collective actuarial present value of projected benefit payments attributable to past periods of service, net of each pension/OPEB plan’s fiduciary net position. The net pension/OPEB liability (asset) calculation is dependent on critical long-term variables, including estimated average life expectancies, earnings on investments, cost of living adjustments and others. While these estimates use the best information available, unknowable future events require adjusting these estimates annually.

Ohio Revised Code limits the District’s obligation for this liability to annually required payments. The District cannot control benefit terms or the manner in which pensions/OPEB are financed; however, the District does receive the benefit of employees’ services in exchange for compensation including pension and OPEB.

GASB 68/75 assumes the liability is solely the obligation of the employer, because (1) they benefit from employee services; and (2) State statute requires funding to come from these employers. All pension contributions to date have come solely from these employers (which also includes pension costs paid in the form of withholdings from employees). The retirement systems may allocate a portion of the employer contributions to provide for these OPEB benefits. In addition, health care plan enrollees pay a portion of the health care costs in the form of a monthly premium. State statute requires the retirement systems to amortize unfunded pension liabilities within 30 years. If the pension amortization period exceeds 30 years, each retirement system’s board must propose corrective action to the State legislature. Any resulting legislative change to benefits or funding could significantly affect the net pension/OPEB liability (asset). Resulting adjustments to the net pension/OPEB liability (asset) would be effective when the changes are legally enforceable. The Ohio Revised Code permits, but does not require, the retirement systems to provide healthcare to eligible benefit recipients.

The remainder of this note includes the required pension disclosures. See Note 13 for the required OPEB disclosures.

The proportionate share of each plan’s unfunded benefits is presented as a long-term *net pension/OPEB liability (asset)* on the accrual basis of accounting. Any liability for the contractually-required pension contribution outstanding at the end of the year is included in due to other governments on both the accrual and modified accrual bases of accounting.

Plan Description - School Employees Retirement System (SERS)

Plan Description - The District non-teaching employees participate in SERS, a cost-sharing multiple-employer defined benefit pension plan administered by SERS. SERS provides retirement, disability and survivor benefits, annual cost-of-living adjustments, and death benefits to plan members and beneficiaries. Authority to establish and amend benefits is provided by Ohio Revised Code Chapter 3309. SERS issues a publicly available, stand-alone financial report that includes financial statements, required supplementary information and detailed information about SERS’ fiduciary net position. That report can be obtained by visiting the SERS website at www.ohsers.org under Employers/Audit Resources.

**SHEFFIELD-SHEFFIELD LAKE CITY SCHOOL DISTRICT
LORAIN COUNTY, OHIO**

NOTES TO THE BASIC FINANCIAL STATEMENTS
FOR THE FISCAL YEAR ENDED JUNE 30, 2021

NOTE 12 - DEFINED BENEFIT PENSION PLANS - (Continued)

Age and service requirements for retirement are as follows:

	Eligible to Retire on or before August 1, 2017 *	Eligible to Retire after August 1, 2017
Full benefits	Age 65 with 5 years of services credit; or Any age with 30 years of service credit	Age 67 with 10 years of service credit; or Age 57 with 30 years of service credit
Actuarially reduced benefits	Age 60 with 5 years of service credit; or Age 55 with 25 years of service credit	Age 62 with 10 years of service credit; or Age 60 with 25 years of service credit

* Members with 25 years of service credit as of August 1, 2017 will be included in this plan.

Annual retirement benefits are calculated based on final average salary multiplied by a percentage that varies based on years of service; 2.2% for the first thirty years of service and 2.5% for years of service credit over 30. Final average salary is the average of the highest three years of salary.

Effective January 1, 2018, SERS cost-of-living adjustment (COLA) changed from a fixed 3% annual increase to one based on the Consumer Price Index (CPI-W) with a cap of 2.5% and a floor of 0%. SERS also has the authority to award or suspend the COLA, or to adjust the COLA above or below CPI-W. SERS suspended the COLA increases for 2018, 2019 and 2020 for current retirees, and confirmed their intent to implement a four-year waiting period for the start of a COLA for future retirees. For 2021, the COLA was 0.5%.

Funding Policy - Plan members are required to contribute 10% of their annual covered salary and the District is required to contribute 14% of annual covered payroll. The contribution requirements of plan members and employers are established and may be amended by the SERS' Retirement Board up to statutory maximum amounts of 10% for plan members and 14% for employers. The Retirement Board, acting with the advice of the actuary, allocates the employer contribution rate among four of the System's funds (Pension Trust Fund, Death Benefit Fund, Medicare B Fund, and Health Care Fund). For the fiscal year ended June 30, 2021, the allocation to pension, death benefits, and Medicare B was 14.0%.

The District's contractually required contribution to SERS was \$414,953 for fiscal year 2021. Of this amount, \$44,299 is reported as due to other governments.

Plan Description - State Teachers Retirement System (STRS)

Plan Description - Licensed teachers participate in STRS, a cost-sharing multiple-employer public employee retirement system administered by STRS. STRS provides retirement and disability benefits to members and death and survivor benefits to beneficiaries. STRS issues a stand-alone financial report that includes financial statements, required supplementary information and detailed information about STRS' fiduciary net position. That report can be obtained by writing to STRS, 275 E. Broad St., Columbus, OH 43215-3771, by calling (888) 227-7877, or by visiting the STRS website at www.strsoh.org.

New members have a choice of three retirement plans: a Defined Benefit (DB) Plan, a Defined Contribution (DC) Plan and a Combined (CO) Plan. Benefits are established by Ohio Revised Code Chapter 3307. The DB Plan offers an annual retirement allowance based on final average salary multiplied by a percentage that varies based on years of service. Effective August 1, 2015, the calculation will be 2.2% of final average salary for the five highest years of earnings multiplied by all years of service. Effective July 1, 2017, the cost-of-living adjustment was reduced to zero. Members are eligible to retire at age 60 with five years of qualifying service credit, or age 55 with 28 years of service, or 33 years of service regardless of age. Eligibility changes will be phased in until August 1, 2026, when retirement eligibility for unreduced benefits will be five years of service credit and age 65, or 35 years of service credit and at least age 60.

**SHEFFIELD-SHEFFIELD LAKE CITY SCHOOL DISTRICT
LORAIN COUNTY, OHIO**

**NOTES TO THE BASIC FINANCIAL STATEMENTS
FOR THE FISCAL YEAR ENDED JUNE 30, 2021**

NOTE 12 - DEFINED BENEFIT PENSION PLANS - (Continued)

The DC Plan allows members to place all of their member contributions and 9.53% of the 14% employer contributions into an investment account. Investment allocation decisions are determined by the member. The remaining 4.47% of the 14% employer rate is allocated to the defined benefit unfunded liability. A member is eligible to receive a retirement benefit at age 50 and termination of employment. The member may elect to receive a lifetime monthly annuity or a lump sum withdrawal.

The Combined Plan offers features of both the DB Plan and the DC Plan. In the Combined Plan, 12% of the 14% member rate goes to the DC Plan and the remaining 2% is applied to the DB Plan. Member contributions to the DC Plan are allocated among investment choices by the member, and contributions to the DB Plan from the employer and the member are used to fund the defined benefit payment at a reduced level from the regular DB Plan. The defined benefit portion of the Combined Plan payment is payable to a member on or after age 60 with five years of service. The defined contribution portion of the account may be taken as a lump sum payment or converted to a lifetime monthly annuity after termination of employment at age 50 and after termination of employment.

New members who choose the DC Plan or Combined Plan will have another opportunity to reselect a permanent plan during their fifth year of membership. Members may remain in the same plan or transfer to another STRS plan. The optional annuitization of a member's defined contribution account or the defined contribution portion of a member's Combined Plan account to a lifetime benefit results in STRS bearing the risk of investment gain or loss on the account. STRS has therefore included all three plan options as one defined benefit plan for GASB 68 reporting purposes.

A DB or Combined Plan member with five or more years of credited service who is determined to be disabled may qualify for a disability benefit. Eligible survivors of members who die before service retirement may qualify for monthly benefits. New members on or after July 1, 2013, must have at least ten years of qualifying service credit to apply for disability benefits. Members in the DC Plan who become disabled are entitled only to their account balance. If a member of the DC Plan dies before retirement benefits begin, the member's designated beneficiary is entitled to receive the member's account balance.

Funding Policy - Employer and member contribution rates are established by the State Teachers Retirement Board and limited by Chapter 3307 of the Ohio Revised Code. For fiscal year 2021, plan members were required to contribute 14% of their annual covered salary. The District was required to contribute 14%; the entire 14% was the portion used to fund pension obligations. The fiscal year 2021 contribution rates were equal to the statutory maximum rates.

The District's contractually required contribution to STRS was \$1,376,954 for fiscal year 2021. Of this amount, \$242,888 is reported as due to other governments.

Pension Liabilities, Pension Expense, and Deferred Outflows of Resources and Deferred Inflows of Resources Related to Pensions

The net pension liability was measured as of June 30, 2020, and the total pension liability used to calculate the net pension liability was determined by an actuarial valuation as of that date. The District's proportion of the net pension liability was based on the District's share of contributions to the pension plan relative to the projected contributions of all participating entities.

**SHEFFIELD-SHEFFIELD LAKE CITY SCHOOL DISTRICT
LORAIN COUNTY, OHIO**

NOTES TO THE BASIC FINANCIAL STATEMENTS
FOR THE FISCAL YEAR ENDED JUNE 30, 2021

NOTE 12 - DEFINED BENEFIT PENSION PLANS - (Continued)

Following is information related to the proportionate share and pension expense:

	<u>SERS</u>	<u>STRS</u>	<u>Total</u>
Proportion of the net pension liability prior measurement date	0.08305020%	0.07716441%	
Proportion of the net pension liability current measurement date	<u>0.08056710%</u>	<u>0.07802518%</u>	
Change in proportionate share	<u>-0.00248310%</u>	<u>0.00086077%</u>	
Proportionate share of the net pension liability	\$ 5,328,878	\$ 18,879,317	\$ 24,208,195
Pension expense	\$ 358,088	\$ 2,224,995	\$ 2,583,083

At June 30, 2021, the District reported deferred outflows of resources and deferred inflows of resources related to pensions from the following sources:

	<u>SERS</u>	<u>STRS</u>	<u>Total</u>
Deferred outflows of resources			
Differences between expected and actual experience	\$ 10,351	\$ 42,360	\$ 52,711
Net difference between projected and actual earnings on pension plan investments	338,275	918,104	1,256,379
Changes of assumptions	-	1,013,454	1,013,454
Difference between employer contributions and proportionate share of contributions/ change in proportionate share	-	528,285	528,285
Contributions subsequent to the measurement date	<u>414,953</u>	<u>1,376,954</u>	<u>1,791,907</u>
Total deferred outflows of resources	<u>\$ 763,579</u>	<u>\$ 3,879,157</u>	<u>\$ 4,642,736</u>
	<u>SERS</u>	<u>STRS</u>	<u>Total</u>
Deferred inflows of resources			
Differences between expected and actual experience	\$ -	\$ 120,722	\$ 120,722
Difference between employer contributions and proportionate share of contributions/ change in proportionate share	<u>219,658</u>	<u>131,109</u>	<u>350,767</u>
Total deferred inflows of resources	<u>\$ 219,658</u>	<u>\$ 251,831</u>	<u>\$ 471,489</u>

\$1,791,907 reported as deferred outflows of resources related to pension resulting from District contributions subsequent to the measurement date will be recognized as a reduction of the net pension liability in the fiscal year ending June 30, 2022.

**SHEFFIELD-SHEFFIELD LAKE CITY SCHOOL DISTRICT
LORAIN COUNTY, OHIO**

NOTES TO THE BASIC FINANCIAL STATEMENTS
FOR THE FISCAL YEAR ENDED JUNE 30, 2021

NOTE 12 - DEFINED BENEFIT PENSION PLANS - (Continued)

Other amounts reported as deferred outflows of resources and deferred inflows of resources related to pension will be recognized in pension expense as follows:

Fiscal Year Ending June 30:	SERS	STRS	Total
2022	\$ (187,615)	\$ 700,523	\$ 512,908
2023	69,675	507,831	577,506
2024	140,998	599,226	740,224
2025	105,910	442,792	548,702
Total	\$ 128,968	\$ 2,250,372	\$ 2,379,340

Actuarial Assumptions - SERS

SERS' total pension liability was determined by their actuaries in accordance with GASB Statement No. 67, as part of their annual actuarial valuation for each defined benefit retirement plan. Actuarial valuations of an ongoing plan involve estimates of the value of reported amounts (e.g., salaries, credited service) and assumptions about the probability of occurrence of events far into the future (e.g., mortality, disabilities, retirements, employment termination). Actuarially determined amounts are subject to continual review and potential modifications, as actual results are compared with past expectations and new estimates are made about the future.

Projections of benefits for financial reporting purposes are based on the substantive plan (the plan as understood by the employers and plan members) and include the types of benefits provided at the time of each valuation and the historical pattern of sharing benefit costs between the employers and plan members to that point. The projection of benefits for financial reporting purposes does not explicitly incorporate the potential effects of legal or contractual funding limitations.

Actuarial calculations reflect a long-term perspective. For a newly hired employee, actuarial calculations will take into account the employee's entire career with the employer and also take into consideration the benefits, if any, paid to the employee after termination of employment until the death of the employee and any applicable contingent annuitant. In many cases actuarial calculations reflect several decades of service with the employer and the payment of benefits after termination.

Key methods and assumptions used in calculating the total pension liability in the latest actuarial valuation, prepared as of June 30, 2020, are presented below:

Wage inflation	3.00%
Future salary increases, including inflation	3.50% to 18.20%
COLA or ad hoc COLA	2.50%
Investment rate of return	7.50% net of investment expense, including inflation
Actuarial cost method	Entry age normal (level percent of payroll)

For 2020, the mortality rates were based on the RP-2014 Blue Collar Mortality Table with fully generational projection and a five-year age set-back for both males and females. Mortality among service retired members, and beneficiaries were based upon the RP-2014 Blue Collar Mortality Table with fully generational projection with Scale BB, 120% of male rates, and 110% of female rates. Mortality among disabled members was based upon the RP-2000 Disabled Mortality Table, 90% for male rates and 100% for female rates, set back five years is used for the period after disability retirement.

**SHEFFIELD-SHEFFIELD LAKE CITY SCHOOL DISTRICT
LORAIN COUNTY, OHIO**

NOTES TO THE BASIC FINANCIAL STATEMENTS
FOR THE FISCAL YEAR ENDED JUNE 30, 2021

NOTE 12 - DEFINED BENEFIT PENSION PLANS - (Continued)

The most recent experience study was completed for the five year period ended June 30, 2015.

The long-term return expectation for the Pension Plan Investments has been determined using a building-block approach and assumes a time horizon, as defined in SERS' *Statement of Investment Policy*. A forecasted rate of inflation serves as the baseline for the return expectation. Various real return premiums over the baseline inflation rate have been established for each asset class. The long-term expected nominal rate of return has been determined by calculating a weighted average of the expected real return premiums for each asset class, adding the projected inflation rate, and adding the expected return from rebalancing uncorrelated asset classes.

The target allocation and best estimates of arithmetic real rates of return for each major asset class are summarized in the following table:

Asset Class	Target Allocation	Long-Term Expected Real Rate of Return
Cash	2.00 %	1.85 %
US Equity	22.50	5.75
International Equity	22.50	6.50
Fixed Income	19.00	2.85
Private Equity	12.00	7.60
Real Assets	17.00	6.60
Multi-Asset Strategies	5.00	6.65
Total	<u>100.00 %</u>	

Discount Rate - The total pension liability was calculated using the discount rate of 7.50%. The projection of cash flows used to determine the discount rate assumed the contributions from employers and from the members would be computed based on contribution requirements as stipulated by State statute. Projected inflows from investment earnings were calculated using the long-term assumed investment rate of return (7.50%). Based on those assumptions, the plan's fiduciary net position was projected to be available to make all future benefit payments of current plan members. Therefore, the long-term expected rate of return on pension plan investments was applied to all periods of projected benefits to determine the total pension liability.

Sensitivity of the District's Proportionate Share of the Net Pension Liability to Changes in the Discount Rate - Net pension liability is sensitive to changes in the discount rate, and to illustrate the potential impact the following table presents the net pension liability calculated using the discount rate of 7.50%, as well as what each plan's net pension liability would be if it were calculated using a discount rate that is one percentage point lower (6.50%), or one percentage point higher (8.50%) than the current rate.

	1% Decrease	Current Discount Rate	1% Increase
District's proportionate share of the net pension liability	\$ 7,299,912	\$ 5,328,878	\$ 3,675,143

**SHEFFIELD-SHEFFIELD LAKE CITY SCHOOL DISTRICT
LORAIN COUNTY, OHIO**

NOTES TO THE BASIC FINANCIAL STATEMENTS
FOR THE FISCAL YEAR ENDED JUNE 30, 2021

NOTE 12 - DEFINED BENEFIT PENSION PLANS - (Continued)

Actuarial Assumptions - STRS

Key methods and assumptions used in the latest actuarial valuation, reflecting experience study results used in the July 1, 2020, actuarial valuation are presented below:

	July 1, 2020
Inflation	2.50%
Projected salary increases	12.50% at age 20 to 2.50% at age 65
Investment rate of return	7.45%, net of investment expenses, including inflation
Payroll increases	3.00%
Cost-of-living adjustments (COLA)	0.00%

For the July 1, 2020, actuarial valuation, post-retirement mortality rates for healthy retirees are based on the RP-2014 Annuitant Mortality Table with 50% of rates through age 69, 70% of rates between ages 70 and 79, 90% of rates between ages 80 and 84, and 100% of rates thereafter, projected forward generationally using mortality improvement scale MP-2016. Post-retirement disabled mortality rates are based on the RP-2014 Disabled Mortality Table with 90% of rates for males and 100% of rates for females, projected forward generationally using mortality improvement scale MP-2016. Pre-retirement mortality rates are based on RP-2014 Employee Mortality Table, projected forward generationally using mortality improvement scale MP-2016.

Actuarial assumptions used in the July 1, 2020 valuation are based on the results of an actuarial experience study for the period July 1, 2011 through June 30, 2016.

STRS Ohio's investment consultant develops an estimate range for the investment return assumption based on the target allocation adopted by the Retirement Board. The target allocation and long-term expected rate of return for each major asset class are summarized as follows:

Asset Class	Target Allocation	Long-Term Expected Real Rate of Return *
Domestic Equity	28.00 %	7.35 %
International Equity	23.00	7.55
Alternatives	17.00	7.09
Fixed Income	21.00	3.00
Real Estate	10.00	6.00
Liquidity Reserves	1.00	2.25
Total	100.00 %	

**10-Year geometric nominal returns, which include the real rate of return and inflation of 2.25% and does not include investment expenses. Over a 30-year period, STRS' investment consultant indicates that the above target allocations should generate a return above the actuarial rate of return, without net value added by management.

**SHEFFIELD-SHEFFIELD LAKE CITY SCHOOL DISTRICT
LORAIN COUNTY, OHIO**

NOTES TO THE BASIC FINANCIAL STATEMENTS
FOR THE FISCAL YEAR ENDED JUNE 30, 2021

NOTE 12 - DEFINED BENEFIT PENSION PLANS - (Continued)

Discount Rate - The discount rate used to measure the total pension liability was 7.45% as of June 30, 2020. The projection of cash flows used to determine the discount rate assumes member and employer contributions will be made at the statutory contribution rates in accordance with rate increases described above. For this purpose, only employer contributions that are intended to fund benefits of current plan members and their beneficiaries are included. Projected employer contributions that are intended to fund the service costs of future plan members and their beneficiaries, as well as projected contributions from future plan members, are not included. Based on those assumptions, STRS' fiduciary net position was projected to be available to make all projected future benefit payments to current plan members as of June 30, 2020. Therefore, the long-term expected rate of return on pension plan investments of 7.45% was applied to all periods of projected benefit payment to determine the total pension liability as of June 30, 2020.

Sensitivity of the District's Proportionate Share of the Net Pension Liability to Changes in the Discount Rate - The following table presents the District's proportionate share of the net pension liability calculated using the current period discount rate assumption of 7.45%, as well as what the District's proportionate share of the net pension liability would be if it were calculated using a discount rate that is one-percentage-point lower (6.45%) or one-percentage-point higher (8.45%) than the current rate:

	1% Decrease	Current Discount Rate	1% Increase
District's proportionate share of the net pension liability	\$ 26,880,861	\$ 18,879,317	\$ 12,098,675

NOTE 13 - DEFINED BENEFIT OPEB PLANS

Net OPEB Liability/Asset

See Note 12 for a description of the net OPEB liability (asset).

Plan Description - School Employees Retirement System (SERS)

Health Care Plan Description - The District contributes to the SERS Health Care Fund, administered by SERS for non-certificated retirees and their beneficiaries. For GASB 75 purposes, this plan is considered a cost-sharing other postemployment benefit (OPEB) plan. SERS' Health Care Plan provides healthcare benefits to eligible individuals receiving retirement, disability, and survivor benefits, and to their eligible dependents. Members who retire after June 1, 1986, need 10 years of service credit, exclusive of most types of purchased credit, to qualify to participate in SERS' health care coverage. In addition to age and service retirees, disability benefit recipients and beneficiaries who are receiving monthly benefits due to the death of a member or retiree, are eligible for SERS' health care coverage. Most retirees and dependents choosing SERS' health care coverage are over the age of 65 and therefore enrolled in a fully insured Medicare Advantage plan; however, SERS maintains a traditional, self-insured preferred provider organization for its non-Medicare retiree population. For both groups, SERS offers a self-insured prescription drug program. Health care is a benefit that is permitted, not mandated, by statute. The financial report of the Plan is included in the SERS Comprehensive Annual Financial Report which can be obtained on SERS' website at www.ohsers.org under Employers/Audit Resources.

Access to health care for retirees and beneficiaries is permitted in accordance with Section 3309 of the Ohio Revised Code. The Health Care Fund was established and is administered in accordance with Internal Revenue Code Section 105(e). SERS' Retirement Board reserves the right to change or discontinue any health plan or program. Active employee members do not contribute to the Health Care Plan. The SERS Retirement Board established the rules for the premiums paid by the retirees for health care coverage for themselves and their dependents or for their surviving beneficiaries. Premiums vary depending on the plan selected, qualified years of service, Medicare eligibility, and retirement status.

**SHEFFIELD-SHEFFIELD LAKE CITY SCHOOL DISTRICT
LORAIN COUNTY, OHIO**

**NOTES TO THE BASIC FINANCIAL STATEMENTS
FOR THE FISCAL YEAR ENDED JUNE 30, 2021**

NOTE 13 - DEFINED BENEFIT OPEB PLANS - (Continued)

Funding Policy - State statute permits SERS to fund the health care benefits through employer contributions. Each year, after the allocation for statutorily required pensions and benefits, the Retirement Board may allocate the remainder of the employer contribution of 14% of covered payroll to the Health Care Fund in accordance with the funding policy. For the fiscal year ended June 30, 2021, SERS did not allocate any employer contributions to post-employment health care. An additional health care surcharge on employers is collected for employees earning less than an actuarially determined minimum compensation amount, pro-rated if less than a full year of service credit was earned. For fiscal year 2021, this amount was \$23,000. Statutes provide that no employer shall pay a health care surcharge greater than 2% of that employer's SERS-covered payroll; nor may SERS collect in aggregate more than 1.5% of the total statewide SERS-covered payroll for the health care surcharge. For fiscal year 2021, the District's surcharge obligation was \$55,187.

The surcharge added to the allocated portion of the 14% employer contribution rate is the total amount assigned to the Health Care Fund. The District's contractually required contribution to SERS was \$55,187 for fiscal year 2021. Of this amount, \$55,187 is reported as due to other governments.

Plan Description - State Teachers Retirement System (STRS)

Plan Description - The State Teachers Retirement System of Ohio (STRS) administers a cost-sharing Health Plan administered for eligible retirees who participated in the defined benefit or combined pension plans offered by STRS. Ohio law authorizes STRS to offer this plan. Benefits include hospitalization, physicians' fees, prescription drugs and partial reimbursement of monthly Medicare Part B premiums. Medicare Part B premium reimbursements will be discontinued effective January 1, 2021. The Plan is included in the report of STRS which can be obtained by visiting www.strsoh.org or by calling (888) 227-7877.

Funding Policy - Ohio Revised Code Chapter 3307 authorizes STRS to offer the Plan and gives the Retirement Board discretionary authority over how much, if any, of the health care costs will be absorbed by STRS. Active employee members do not contribute to the Health Care Plan. Nearly all health care plan enrollees, for the most recent year, pay a portion of the health care costs in the form of a monthly premium. Under Ohio law, funding for post-employment health care may be deducted from employer contributions, currently 14% of covered payroll. For the fiscal year ended June 30, 2021, STRS did not allocate any employer contributions to post-employment health care.

OPEB Liabilities/Assets, OPEB Expense, and Deferred Outflows of Resources and Deferred Inflows of Resources Related to OPEB

The net OPEB liability/asset was measured as of June 30, 2020, and the total OPEB liability/asset used to calculate the net OPEB liability/asset was determined by an actuarial valuation as of that date. The District's proportion of the net OPEB liability/asset was based on the District's share of contributions to the respective retirement systems relative to the contributions of all participating entities.

**SHEFFIELD-SHEFFIELD LAKE CITY SCHOOL DISTRICT
LORAIN COUNTY, OHIO**

NOTES TO THE BASIC FINANCIAL STATEMENTS
FOR THE FISCAL YEAR ENDED JUNE 30, 2021

NOTE 13 - DEFINED BENEFIT OPEB PLANS - (Continued)

Following is information related to the proportionate share and OPEB expense:

	<u>SERS</u>	<u>STRS</u>	<u>Total</u>
Proportion of the net OPEB liability/asset prior measurement date	0.08528410%	0.07716441%	
Proportion of the net OPEB liability/asset current measurement date	<u>0.08382080%</u>	<u>0.07802518%</u>	
Change in proportionate share	<u>-0.00146330%</u>	<u>0.00086077%</u>	
Proportionate share of the net OPEB liability	\$ 1,821,700	\$ -	\$ 1,821,700
Proportionate share of the net OPEB asset	\$ -	\$ (1,371,292)	\$ (1,371,292)
OPEB expense	\$ (33,296)	\$ (77,464)	\$ (110,760)

At June 30, 2021, the District reported deferred outflows of resources and deferred inflows of resources related to OPEB from the following sources:

	<u>SERS</u>	<u>STRS</u>	<u>Total</u>
Deferred outflows of resources			
Differences between expected and actual experience	\$ 23,927	\$ 87,866	\$ 111,793
Net difference between projected and actual earnings on OPEB plan investments	20,526	48,060	68,586
Changes of assumptions	310,536	22,637	333,173
Difference between employer contributions and proportionate share of contributions/change in proportionate share	151,433	89,833	241,266
Contributions subsequent to the measurement date	<u>55,187</u>	<u>-</u>	<u>55,187</u>
Total deferred outflows of resources	<u>\$ 561,609</u>	<u>\$ 248,396</u>	<u>\$ 810,005</u>
Deferred inflows of resources			
Differences between expected and actual experience	\$ 926,463	\$ 273,142	\$ 1,199,605
Changes of assumptions	45,884	1,302,499	1,348,383
Difference between employer contributions and proportionate share of contributions/change in proportionate share	<u>275,943</u>	<u>54,312</u>	<u>330,255</u>
Total deferred inflows of resources	<u>\$ 1,248,290</u>	<u>\$ 1,629,953</u>	<u>\$ 2,878,243</u>

\$55,187 reported as deferred outflows of resources related to OPEB resulting from District contributions subsequent to the measurement date will be recognized as a reduction of the net OPEB liability/asset in the fiscal year ending June 30, 2022.

**SHEFFIELD-SHEFFIELD LAKE CITY SCHOOL DISTRICT
LORAIN COUNTY, OHIO**

NOTES TO THE BASIC FINANCIAL STATEMENTS
FOR THE FISCAL YEAR ENDED JUNE 30, 2021

NOTE 13 - DEFINED BENEFIT OPEB PLANS - (Continued)

Other amounts reported as deferred outflows of resources and deferred inflows of resources related to OPEB will be recognized in OPEB expense as follows:

Fiscal Year Ending June 30:	SERS	STRS	Total
2022	\$ (139,507)	\$ (350,033)	\$ (489,540)
2023	(138,024)	(317,505)	(455,529)
2024	(138,264)	(306,096)	(444,360)
2025	(162,488)	(280,939)	(443,427)
2026	(126,234)	(60,921)	(187,155)
Thereafter	(37,351)	(66,063)	(103,414)
Total	\$ (741,868)	\$ (1,381,557)	\$ (2,123,425)

Actuarial Assumptions - SERS

The total OPEB liability is determined by SERS' actuaries in accordance with GASB Statement No. 74, as part of their annual actuarial valuation for each retirement plan. Actuarial valuations of an ongoing plan involve estimates of the value of reported amounts (e.g., salaries, credited service) and assumptions about the probability of occurrence of events far into the future (e.g., mortality, disabilities, retirements, employment terminations). Actuarially determined amounts are subject to continual review and potential modifications, as actual results are compared with past expectations and new estimates are made about the future.

Projections of benefits for financial reporting purposes are based on the substantive plan (the plan as understood by the employers and plan members) and include the types of benefits provided at the time of each valuation and the historical pattern of sharing benefit costs between the employers and plan members to that point. The projection of benefits for financial reporting purposes does not explicitly incorporate the potential effects of legal or contractual funding limitations.

Actuarial calculations reflect a long-term perspective. For a newly hired employee, actuarial calculations will take into account the employee's entire career with the employer and also take into consideration the benefits, if any, paid to the employee after termination of employment until the death of the employee and any applicable contingent annuitant. In many cases, actuarial calculations reflect several decades of service with the employer and the payment of benefits after termination.

**SHEFFIELD-SHEFFIELD LAKE CITY SCHOOL DISTRICT
LORAIN COUNTY, OHIO**

NOTES TO THE BASIC FINANCIAL STATEMENTS
FOR THE FISCAL YEAR ENDED JUNE 30, 2021

NOTE 13 - DEFINED BENEFIT OPEB PLANS - (Continued)

Key methods and assumptions used in calculating the total OPEB liability in the latest actuarial valuation date of June 30, 2020 are presented below:

Wage inflation	3.00%
Future salary increases, including inflation	3.50% to 18.20%
Investment rate of return	7.50% net of investment expense, including inflation
Municipal bond index rate:	
Measurement date	2.45%
Prior measurement date	3.13%
Single equivalent interest rate, net of plan investment expense, including price inflation:	
Measurement date	2.63%
Prior measurement date	3.22%
Medical trend assumption:	
Measurement date	
Medicare	5.25 to 4.75%
Pre-Medicare	7.00 to 4.75%
Prior measurement date	
Medicare	5.25 to 4.75%
Pre-Medicare	7.00 to 4.75%

Mortality rates were based on the RP-2014 Blue Collar Mortality Table with fully generational projection and Scale BB, 120% of male rates and 110% of female rates. RP-2000 Disabled Mortality Table with 90% for male rates and 100% for female rates set back five years.

The most recent experience study was completed for the five year period ended June 30, 2015.

The long-term expected rate of return on plan assets is reviewed as part of the actuarial five-year experience study. The most recent study covers fiscal years 2010 through 2015, and was adopted by the Board on April 21, 2016. Several factors are considered in evaluating the long-term rate of return assumption including long-term historical data, estimates inherent in current market data, and a log-normal distribution analysis in which best-estimate ranges of expected future real rates of return were developed by the investment consultant for each major asset class. These ranges were combined to produce the long-term expected rate of return, 7.50%, by weighting the expected future real rates of return by the target asset allocation percentage and then adding expected inflation. The capital market assumptions developed by the investment consultant are intended for use over a 10-year horizon and may not be useful in setting the long-term rate of return for funding pension plans which covers a longer timeframe. The assumption is intended to be a long-term assumption and is not expected to change absent a significant change in the asset allocation, a change in the inflation assumption, or a fundamental change in the market that alters expected returns in future years.

**SHEFFIELD-SHEFFIELD LAKE CITY SCHOOL DISTRICT
LORAIN COUNTY, OHIO**

NOTES TO THE BASIC FINANCIAL STATEMENTS
FOR THE FISCAL YEAR ENDED JUNE 30, 2021

NOTE 13 - DEFINED BENEFIT OPEB PLANS - (Continued)

The target asset allocation and best estimates of arithmetic real rates of return for each major asset class, as used in the June 30, 2015 five-year experience study, are summarized as follows:

Asset Class	Target Allocation	Long-Term Expected Real Rate of Return
Cash	2.00 %	1.85 %
US Equity	22.50	5.75
International Equity	22.50	6.50
Fixed Income	19.00	2.85
Private Equity	12.00	7.60
Real Assets	17.00	6.60
Multi-Asset Strategies	5.00	6.65
Total	<u>100.00 %</u>	

Discount Rate - The discount rate used to measure the total OPEB liability at June 30, 2020 was 2.63%. The discount rate used to measure total OPEB liability prior to June 30, 2019 was 3.22%. The projection of cash flows used to determine the discount rate assumed that contributions will be made from members and the System at the state statute contribution rate of 2.00% of projected covered employee payroll each year, which includes a 1.50% payroll surcharge and 0.50% of contributions from the basic benefits plan. Based on these assumptions, the OPEB plan's fiduciary net position was projected to become insufficient to make future benefit payments during the fiscal year ending June 30, 2025. Therefore, the long-term expected rate of return on OPEB plan assets was used to present value the projected benefit payments through the fiscal year ending June 30, 2024 and the Fidelity General Obligation 20-year Municipal Bond Index rate of 2.45%, as of June 30, 2020 (i.e. municipal bond rate), was used to present value the projected benefit payments for the remaining years in the projection. A municipal bond rate of 3.13% was used as of June 30, 2019. The total present value of projected benefit payments from all years was then used to determine the single rate of return that was used as the discount rate. The projection of future benefit payments for all current plan members was until the benefit payments ran out.

Sensitivity of the District's Proportionate Share of the Net OPEB Liability to Changes in the Discount Rate and Changes in the Health Care Cost Trend Rates - The net OPEB liability is sensitive to changes in the discount rate and the health care cost trend rate. The following table presents the net OPEB liability of SERS, what SERS' net OPEB liability would be if it were calculated using a discount rate that is 1 percentage point lower (1.63%) and higher (3.63%) than the current discount rate (2.63%). Also shown is what SERS' net OPEB liability would be based on health care cost trend rates that are 1 percentage point lower (6.00% decreasing to 3.75%) and higher (8.00% decreasing to 5.75%) than the current rate (7.00% decreasing to 4.75%).

	1% Decrease	Current Discount Rate	1% Increase
	District's proportionate share of the net OPEB liability	\$ 2,229,716	\$ 1,821,700

	1% Decrease	Current Trend Rate	1% Increase
	District's proportionate share of the net OPEB liability	\$ 1,434,450	\$ 1,821,700

**SHEFFIELD-SHEFFIELD LAKE CITY SCHOOL DISTRICT
LORAIN COUNTY, OHIO**

NOTES TO THE BASIC FINANCIAL STATEMENTS
FOR THE FISCAL YEAR ENDED JUNE 30, 2021

NOTE 13 - DEFINED BENEFIT OPEB PLANS - (Continued)

Actuarial Assumptions - STRS

Key methods and assumptions used in the latest actuarial valuation, reflecting experience study results used in the July 1, 2020, actuarial valuation, compared with July 1, 2019, are presented below:

	July 1, 2020		July 1, 2019	
	Initial	Ultimate	Initial	Ultimate
Inflation	2.50%		2.50%	
Projected salary increases	12.50% at age 20 to 2.50% at age 65		12.50% at age 20 to 2.50% at age 65	
Investment rate of return	7.45%, net of investment expenses, including inflation		7.45%, net of investment expenses, including inflation	
Payroll increases	3.00%		3.00%	
Cost-of-living adjustments (COLA)	0.00%		0.00%	
Discount rate of return	7.45%		7.45%	
Blended discount rate of return	N/A		N/A	
Health care cost trends				
Medical				
Pre-Medicare	5.00%	4.00%	5.87%	4.00%
Medicare	-6.69%	4.00%	4.93%	4.00%
Prescription Drug				
Pre-Medicare	6.50%	4.00%	7.73%	4.00%
Medicare	11.87%	4.00%	9.62%	4.00%

Projections of benefits include the historical pattern of sharing benefit costs between the employers and retired plan members.

For healthy retirees the mortality rates are based on the RP-2014 Annuitant Mortality Table with 50% of rates through age 69, 70% of rates between ages 70 and 79, 90% of rates between ages 80 and 84, and 100% of rates thereafter, projected forward generationally using mortality improvement scale MP-2016. For disabled retirees, mortality rates are based on the RP-2014 Disabled Mortality Table with 90% of rates for males and 100% of rates for females, projected forward generationally using mortality improvement scale MP-2016.

Actuarial assumptions used in the June 30, 2020 valuation are based on the results of an actuarial experience study for the period July 1, 2011 through June 30, 2016.

Assumption Changes Since the Prior Measurement Date - There were no changes in assumptions since the prior measurement date of June 30, 2019.

Benefit Term Changes Since the Prior Measurement Date - There was no change to the claims costs process. Claim curves were updated to reflect the projected fiscal year end 2021 premium based on June 30, 2020 enrollment distribution. The non-Medicare subsidy percentage was increased effective January 1, 2021 from 1.984% to 2.055% per year of service. The non-Medicare frozen subsidy base premium was increased effective January 1, 2021. The Medicare subsidy percentages were adjusted effective January 1, 2021 to 2.1% for the AMA Medicare plan. The Medicare Part B monthly reimbursement elimination date was postponed indefinitely.

**SHEFFIELD-SHEFFIELD LAKE CITY SCHOOL DISTRICT
LORAIN COUNTY, OHIO**

NOTES TO THE BASIC FINANCIAL STATEMENTS
FOR THE FISCAL YEAR ENDED JUNE 30, 2021

NOTE 13 - DEFINED BENEFIT OPEB PLANS - (Continued)

STRS' investment consultant develops an estimate range for the investment return assumption based on the target allocation adopted by the Retirement Board. The target allocation and long-term expected rate of return for each major asset class are summarized as follows:

Asset Class	Target Allocation	Long-Term Expected Real Rate of Return *
Domestic Equity	28.00 %	7.35 %
International Equity	23.00	7.55
Alternatives	17.00	7.09
Fixed Income	21.00	3.00
Real Estate	10.00	6.00
Liquidity Reserves	1.00	2.25
Total	<u>100.00 %</u>	

**10-Year geometric nominal returns, which include the real rate of return and inflation of 2.25% and does not include investment expenses. Over a 30-year period, STRS' investment consultant indicates that the above target allocations should generate a return above the actuarial rate of return, without net value added by management.

Discount Rate - The discount rate used to measure the total OPEB asset was 7.45% as of June 30, 2020. The projection of cash flows used to determine the discount rate assumes STRS Ohio continues to allocate no employer contributions to the health care fund. Based on these assumptions, the OPEB plan's fiduciary net position was projected to be available to make all projected future benefit payments to current plan members. Therefore, the long-term expected rate of return on health care plan investments of 7.45% was used to measure the total OPEB asset as of June 30, 2020.

Sensitivity of the District's Proportionate Share of the Net OPEB Asset to Changes in the Discount and Health Care Cost Trend Rate - The following table represents the net OPEB asset as of June 30, 2020, calculated using the current period discount rate assumption of 7.45%, as well as what the net OPEB asset would be if it were calculated using a discount rate that is one percentage point lower (6.45%) or one percentage point higher (8.45%) than the current assumption. Also shown is the net OPEB asset as if it were calculated using health care cost trend rates that are one percentage point lower or one percentage point higher than the current health care cost trend rates.

	Current		
	1% Decrease	Discount Rate	1% Increase
District's proportionate share of the net OPEB asset	\$ 1,193,113	\$ 1,371,292	\$ 1,522,469

	Current		
	1% Decrease	Trend Rate	1% Increase
District's proportionate share of the net OPEB asset	\$ 1,513,085	\$ 1,371,292	\$ 1,198,565

NOTE 14 - BUDGETARY BASIS OF ACCOUNTING

While reporting financial position, results of operations, and changes in fund balance on the basis of accounting principles generally accepted in the United States of America (GAAP), the budgetary basis as provided by law is based upon accounting for certain transactions on a basis of cash receipts and disbursements.

**SHEFFIELD-SHEFFIELD LAKE CITY SCHOOL DISTRICT
LORAIN COUNTY, OHIO**

NOTES TO THE BASIC FINANCIAL STATEMENTS
FOR THE FISCAL YEAR ENDED JUNE 30, 2021

NOTE 14 - BUDGETARY BASIS OF ACCOUNTING - (Continued)

The statement of revenue, expenditures and changes in fund balance - budget and actual (non-GAAP budgetary basis) presented for the general fund is presented on the budgetary basis to provide a meaningful comparison of actual results with the budget. The major differences between the budget basis and the GAAP basis are that:

- (a) Revenues and other financing sources are recorded when received in cash (budget basis) as opposed to when susceptible to accrual (GAAP basis);
- (b) Expenditures and other financing uses are recorded when paid in cash (budget basis) as opposed to when the liability is incurred (GAAP basis);
- (c) In order to determine compliance with Ohio law, and to reserve that portion of the applicable appropriation, total outstanding encumbrances (budget basis) are recorded as the equivalent of an expenditure, as opposed to assigned or committed fund balance for that portion of outstanding encumbrances not already recognized as an account payable (GAAP basis);
- (d) Advances-in and advances-out are operating transactions (budget basis) as opposed to balance sheet transactions (GAAP basis);
- (e) Investments are reported at fair value (GAAP basis) as opposed to cost (budget basis); and,
- (f) Some funds are included in the general fund (GAAP basis), but have separate legally adopted budgets (budget basis).

The adjustments necessary to convert the results of operations for the year on the budget basis to the GAAP basis for the general fund is as follows:

Net Change in Fund Balance

	<u>General Fund</u>
Budget basis	\$ 69,719
Net adjustment for revenue accruals	(863,406)
Net adjustment for expenditure accruals	76,688
Net adjustment for other sources/uses	(87,472)
Funds budgeted elsewhere	22,141
Adjustment for encumbrances	195,427
GAAP basis	\$ (586,903)

Certain funds that are legally budgeted in separate special revenue funds are considered part of the general fund on a GAAP basis. This includes the unclaimed monies fund, uniform school supplies fund, public school support fund, and the underground storage tank fund.

**SHEFFIELD-SHEFFIELD LAKE CITY SCHOOL DISTRICT
LORAIN COUNTY, OHIO**

NOTES TO THE BASIC FINANCIAL STATEMENTS
FOR THE FISCAL YEAR ENDED JUNE 30, 2021

NOTE 15 - CONTINGENCIES

A. Grants

The District received financial assistance from federal and State agencies in the form of grants. The expenditure of funds received under these programs generally requires compliance with terms and conditions specified in the grant agreements and are subject to audit by the grantor agencies. Any disallowed claims resulting from such audits could become a liability of the general fund or other applicable funds. However, the effect of any such disallowed claims on the overall financial position of the District at June 30, 2021, if applicable, cannot be determined at this time.

B. Litigation

The District is involved in no material litigation as either plaintiff or defendant.

C. Foundation Funding

Foundation funding is based on the annualized full-time equivalent (FTE) enrollment of each student. Traditional districts must comply with minimum hours of instruction, instead of a minimum number of school days each year. The funding formula the Ohio Department of Education (ODE) is legislatively required to follow will continue to adjust as enrollment information is updated by the District, which can extend past the fiscal year-end. ODE finalized the impact of the enrollment adjustments for the June 30, 2021 foundation funding period for the District noting the financial impact was immaterial and therefore will not be disclosed.

NOTE 16 - SET-ASIDES

The District is required by State law to annually set-aside certain general fund revenue amounts, as defined by statutory formula, for the acquisition and construction of capital improvements. Amounts not spent by the end of the fiscal year or offset by similarly restricted resources received during the year must be held in cash at fiscal year-end. This amount must be carried forward to be used for the same purpose in future years. Expenditures exceeding the set-aside requirement may not be carried forward to the next fiscal year.

The following cash basis information describes the change in the fiscal year-end set-aside amount for capital improvements. Disclosure of this information is required by State statute.

	<u>Capital Improvements</u>
Set-aside balance June 30, 2020	\$ -
Current year set-aside requirement	299,014
Current year offsets	<u>(346,133)</u>
Total	<u>\$ (47,119)</u>
Balance carried forward to fiscal year 2021	<u>\$ -</u>
Set-aside balance June 30, 2021	<u>\$ -</u>

**SHEFFIELD-SHEFFIELD LAKE CITY SCHOOL DISTRICT
LORAIN COUNTY, OHIO**

NOTES TO THE BASIC FINANCIAL STATEMENTS
FOR THE FISCAL YEAR ENDED JUNE 30, 2021

NOTE 17 - OTHER COMMITMENTS

The District utilizes encumbrance accounting as part of its budgetary controls. Encumbrances outstanding at year end may be reported as part of restricted, committed, or assigned classifications of fund balance. At year end, the District's commitments for encumbrances in the governmental funds were as follows:

<u>Fund</u>	<u>Year-End Encumbrances</u>
General	\$ 196,346
Nonmajor governmental	<u>322,658</u>
Total	<u>\$ 519,004</u>

NOTE 18 – COVID 19

The United States and the State of Ohio declared a state of emergency in March of 2020 due to the COVID-19 pandemic. The financial impact of COVID-19 and the continuing emergency measures may impact subsequent periods of the District. The District's investment portfolio and the pension and other employee benefits plan in which the District participate fluctuates with market conditions, and due to market volatility, the amount of gains or losses that will be realized in subsequent periods, if any, cannot be determined. In addition, the impact on the District's future operating costs, revenues, and additional recovery from emergency funding, either federal or state, cannot be estimated.

NOTE 19 - SUBSEQUENT EVENT

For fiscal year 2022, District foundation funding received from the state of Ohio will be funded using a direct funding model. Under this new model, community school, STEM school and scholarship funding will be directly funded by the State of Ohio to the respective schools. For fiscal year 2021 and prior, the amounts related to students who were residents of the District were funded to the District who, in turn, made the payment to the respective school. For fiscal year 2021, the District reported \$795,646 in revenue and expenditures/expense related to these programs. This new funding system calculates a unique base cost and a unique "per-pupil local capacity amount" for each District. The District's state core foundation funding is then calculated. Any change in funding will be subject to a phase in percentage of 16.67 percent for fiscal year 2022 and 33.33 percent for fiscal year 2023.

REQUIRED SUPPLEMENTARY INFORMATION

**SHEFFIELD-SHEFFIELD LAKE CITY SCHOOL DISTRICT
LORAIN COUNTY, OHIO**

SCHEDULES OF REQUIRED SUPPLEMENTARY INFORMATION

SCHEDULE OF THE DISTRICT'S PROPORTIONATE SHARE OF
THE NET PENSION LIABILITY
SCHOOL EMPLOYEES RETIREMENT SYSTEM (SERS) OF OHIO

LAST EIGHT FISCAL YEARS

	<u>2021</u>	<u>2020</u>	<u>2019</u>	<u>2018</u>
District's proportion of the net pension liability	0.08056710%	0.08305020%	0.09560420%	0.08412080%
District's proportionate share of the net pension liability	\$ 5,328,878	\$ 4,969,039	\$ 5,475,430	\$ 5,026,032
District's covered payroll	\$ 2,860,714	\$ 2,938,356	\$ 2,793,133	\$ 2,759,357
District's proportionate share of the net pension liability as a percentage of its covered payroll	186.28%	169.11%	196.03%	182.15%
Plan fiduciary net position as a percentage of the total pension liability	68.55%	70.85%	71.36%	69.50%

Note: Information prior to 2014 was unavailable. Schedule is intended to show information for 10 years. Additional years will be displayed as they become available.

Amounts presented for each fiscal year were determined as of the District's measurement date which is the prior year-end.

SEE ACCOMPANYING NOTES TO THE REQUIRED SUPPLEMENTARY INFORMATION

2017	2016	2015	2014
0.08850300%	0.09247100%	0.09268400%	0.09268400%
\$ 6,477,610	\$ 5,276,491	\$ 4,690,684	\$ 5,511,620
\$ 3,031,371	\$ 2,852,527	\$ 2,550,830	\$ 2,820,173
213.69%	184.98%	183.89%	195.44%
62.98%	69.16%	71.70%	65.52%

**SHEFFIELD-SHEFFIELD LAKE CITY SCHOOL DISTRICT
LORAIN COUNTY, OHIO**

SCHEDULES OF REQUIRED SUPPLEMENTARY INFORMATION

SCHEDULE OF THE DISTRICT'S PROPORTIONATE SHARE OF
THE NET PENSION LIABILITY
STATE TEACHERS RETIREMENT SYSTEM (STRS) OF OHIO

LAST EIGHT FISCAL YEARS

	<u>2021</u>	<u>2020</u>	<u>2019</u>	<u>2018</u>
District's proportion of the net pension liability	0.07802518%	0.07716441%	0.07567525%	0.07224548%
District's proportionate share of the net pension liability	\$ 18,879,317	\$ 17,064,446	\$ 16,639,288	\$ 17,162,069
District's covered payroll	\$ 9,394,621	\$ 9,288,871	\$ 8,956,229	\$ 8,288,893
District's proportionate share of the net pension liability as a percentage of its covered payroll	200.96%	183.71%	185.78%	207.05%
Plan fiduciary net position as a percentage of the total pension liability	75.48%	77.40%	77.31%	75.30%

Note: Information prior to 2014 was unavailable. Schedule is intended to show information for 10 years. Additional years will be displayed as they become available.

Amounts presented for each fiscal year were determined as of the District's measurement date which is the prior year-end.

SEE ACCOMPANYING NOTES TO THE REQUIRED SUPPLEMENTARY INFORMATION

<u>2017</u>	<u>2016</u>	<u>2015</u>	<u>2014</u>
0.07461510%	0.07939929%	0.08155248%	0.08155248%
\$ 24,975,923	\$ 21,943,641	\$ 19,836,385	\$ 23,628,973
\$ 8,131,493	\$ 7,834,793	\$ 8,362,858	\$ 8,964,961
307.15%	280.08%	237.20%	263.57%
66.80%	72.10%	74.70%	69.30%

**SHEFFIELD-SHEFFIELD LAKE CITY SCHOOL DISTRICT
LORAIN COUNTY, OHIO**

SCHEDULES OF REQUIRED SUPPLEMENTARY INFORMATION

SCHEDULE OF DISTRICT PENSION CONTRIBUTIONS
SCHOOL EMPLOYEES RETIREMENT SYSTEM (SERS) OF OHIO

LAST TEN FISCAL YEARS

	<u>2021</u>	<u>2020</u>	<u>2019</u>	<u>2018</u>
Contractually required contribution	\$ 414,953	\$ 400,500	\$ 396,678	\$ 377,073
Contributions in relation to the contractually required contribution	<u>(414,953)</u>	<u>(400,500)</u>	<u>(396,678)</u>	<u>(377,073)</u>
Contribution deficiency (excess)	<u>\$ -</u>	<u>\$ -</u>	<u>\$ -</u>	<u>\$ -</u>
District's covered payroll	\$ 2,963,950	\$ 2,860,714	\$ 2,938,356	\$ 2,793,133
Contributions as a percentage of covered payroll	14.00%	14.00%	13.50%	13.50%

SEE ACCOMPANYING NOTES TO THE REQUIRED SUPPLEMENTARY INFORMATION

<u>2017</u>	<u>2016</u>	<u>2015</u>	<u>2014</u>	<u>2013</u>	<u>2012</u>
\$ 386,310	\$ 424,392	\$ 375,963	\$ 353,545	\$ 390,312	\$ 384,806
<u>(386,310)</u>	<u>(424,392)</u>	<u>(375,963)</u>	<u>(353,545)</u>	<u>(390,312)</u>	<u>(384,806)</u>
<u>\$ -</u>	<u>\$ -</u>	<u>\$ -</u>	<u>\$ -</u>	<u>\$ -</u>	<u>\$ -</u>
\$ 2,759,357	\$ 3,031,371	\$ 2,852,527	\$ 2,550,830	\$ 2,820,173	\$ 2,861,011
14.00%	14.00%	13.18%	13.86%	13.84%	13.45%

**SHEFFIELD-SHEFFIELD LAKE CITY SCHOOL DISTRICT
LORAIN COUNTY, OHIO**

SCHEDULES OF REQUIRED SUPPLEMENTARY INFORMATION

SCHEDULE OF DISTRICT PENSION CONTRIBUTIONS
STATE TEACHERS RETIREMENT SYSTEM (STRS) OF OHIO

LAST TEN FISCAL YEARS

	<u>2021</u>	<u>2020</u>	<u>2019</u>	<u>2018</u>
Contractually required contribution	\$ 1,376,954	\$ 1,315,247	\$ 1,300,442	\$ 1,253,872
Contributions in relation to the contractually required contribution	<u>(1,376,954)</u>	<u>(1,315,247)</u>	<u>(1,300,442)</u>	<u>(1,253,872)</u>
Contribution deficiency (excess)	<u>\$ -</u>	<u>\$ -</u>	<u>\$ -</u>	<u>\$ -</u>
District's covered payroll	\$ 9,835,386	\$ 9,394,621	\$ 9,288,871	\$ 8,956,229
Contributions as a percentage of covered payroll	14.00%	14.00%	14.00%	14.00%

SEE ACCOMPANYING NOTES TO THE REQUIRED SUPPLEMENTARY INFORMATION

<u>2017</u>	<u>2016</u>	<u>2015</u>	<u>2014</u>	<u>2013</u>	<u>2012</u>
\$ 1,160,445	\$ 1,138,409	\$ 1,096,871	\$ 1,087,171	\$ 1,165,445	\$ 1,171,955
<u>(1,160,445)</u>	<u>(1,138,409)</u>	<u>(1,096,871)</u>	<u>(1,087,171)</u>	<u>(1,165,445)</u>	<u>(1,171,955)</u>
<u>\$ -</u>	<u>\$ -</u>	<u>\$ -</u>	<u>\$ -</u>	<u>\$ -</u>	<u>\$ -</u>
\$ 8,288,893	\$ 8,131,493	\$ 7,834,793	\$ 8,362,854	\$ 8,964,962	\$ 9,015,038
14.00%	14.00%	14.00%	13.00%	13.00%	13.00%

**SHEFFIELD-SHEFFIELD LAKE CITY SCHOOL DISTRICT
LORAIN COUNTY, OHIO**

SCHEDULES OF REQUIRED SUPPLEMENTARY INFORMATION

SCHEDULE OF THE DISTRICT'S PROPORTIONATE SHARE OF
THE NET OPEB LIABILITY
SCHOOL EMPLOYEES RETIREMENT SYSTEM (SERS) OF OHIO

LAST FIVE FISCAL YEARS

	<u>2021</u>	<u>2020</u>	<u>2019</u>	<u>2018</u>	<u>2017</u>
District's proportion of the net OPEB liability	0.08382080%	0.08528410%	0.09628010%	0.08547150%	0.08959573%
District's proportionate share of the net OPEB liability	\$ 1,821,700	\$ 2,144,716	\$ 2,671,070	\$ 2,293,830	\$ 2,553,810
District's covered payroll	\$ 2,860,714	\$ 2,938,356	\$ 2,793,133	\$ 2,759,357	\$ 3,031,371
District's proportionate share of the net OPEB liability as a percentage of its covered payroll	63.68%	72.99%	95.63%	83.13%	84.25%
Plan fiduciary net position as a percentage of the total OPEB liability	18.17%	15.57%	13.57%	12.46%	11.49%

Note: Information prior to 2017 was unavailable. Schedule is intended to show information for 10 years. Additional years will be displayed as they become available.

Amounts presented for each fiscal year were determined as of the District's measurement date which is the prior year-end.

SEE ACCOMPANYING NOTES TO THE REQUIRED SUPPLEMENTARY INFORMATION

**SHEFFIELD-SHEFFIELD LAKE CITY SCHOOL DISTRICT
LORAIN COUNTY, OHIO**

SCHEDULES OF REQUIRED SUPPLEMENTARY INFORMATION

SCHEDULE OF THE DISTRICT'S PROPORTIONATE SHARE OF
THE NET OPEB LIABILITY/ASSET
STATE TEACHERS RETIREMENT SYSTEM (STRS) OF OHIO

LAST FIVE FISCAL YEARS

	<u>2021</u>	<u>2020</u>	<u>2019</u>	<u>2018</u>	<u>2017</u>
District's proportion of the net OPEB liability/asset	0.07802518%	0.07716441%	0.07567525%	0.07224548%	0.07461510%
District's proportionate share of the net OPEB liability/(asset)	\$ (1,371,292)	\$ (1,278,028)	\$ (1,216,024)	\$ 2,818,752	\$ 3,990,435
District's covered payroll	\$ 9,394,621	\$ 9,288,871	\$ 8,956,229	\$ 8,288,893	\$ 8,131,493
District's proportionate share of the net OPEB liability/asset as a percentage of its covered payroll	14.60%	(13.76%)	(13.58%)	34.01%	49.07%
Plan fiduciary net position as a percentage of the total OPEB liability/asset	182.10%	174.70%	176.00%	47.10%	37.30%

Note: Information prior to 2017 was unavailable. Schedule is intended to show information for 10 years. Additional years will be displayed as they become available.

Amounts presented for each fiscal year were determined as of the District's measurement date which is the prior year-end.

SEE ACCOMPANYING NOTES TO THE REQUIRED SUPPLEMENTARY INFORMATION

**SHEFFIELD-SHEFFIELD LAKE CITY SCHOOL DISTRICT
LORAIN COUNTY, OHIO**

SCHEDULES OF REQUIRED SUPPLEMENTARY INFORMATION

SCHEDULE OF DISTRICT OPEB CONTRIBUTIONS
SCHOOL EMPLOYEES RETIREMENT SYSTEM (SERS) OF OHIO

LAST TEN FISCAL YEARS

	<u>2021</u>	<u>2020</u>	<u>2019</u>	<u>2018</u>
Contractually required contribution	\$ 55,187	\$ 54,872	\$ 67,562	\$ 62,626
Contributions in relation to the contractually required contribution	<u>(55,187)</u>	<u>(54,872)</u>	<u>(67,562)</u>	<u>(62,626)</u>
Contribution deficiency (excess)	<u>\$ -</u>	<u>\$ -</u>	<u>\$ -</u>	<u>\$ -</u>
District's covered payroll	\$ 2,963,950	\$ 2,860,714	\$ 2,938,356	\$ 2,793,133
Contributions as a percentage of covered payroll	1.86%	1.92%	2.30%	2.24%

SEE ACCOMPANYING NOTES TO THE REQUIRED SUPPLEMENTARY INFORMATION

<u>2017</u>	<u>2016</u>	<u>2015</u>	<u>2014</u>	<u>2013</u>	<u>2012</u>
\$ 47,085	\$ 44,939	\$ 22,021	\$ 22,727	\$ 25,092	\$ 35,732
<u>(47,085)</u>	<u>(44,939)</u>	<u>(22,021)</u>	<u>(22,727)</u>	<u>(25,092)</u>	<u>(35,732)</u>
<u>\$ -</u>	<u>\$ -</u>	<u>\$ -</u>	<u>\$ -</u>	<u>\$ -</u>	<u>\$ -</u>
\$ 2,759,357	\$ 3,031,371	\$ 2,852,527	\$ 2,550,830	\$ 2,820,173	\$ 2,861,011
1.71%	1.48%	0.77%	0.89%	0.89%	1.25%

**SHEFFIELD-SHEFFIELD LAKE CITY SCHOOL DISTRICT
LORAIN COUNTY, OHIO**

SCHEDULES OF REQUIRED SUPPLEMENTARY INFORMATION

SCHEDULE OF DISTRICT OPEB CONTRIBUTIONS
STATE TEACHERS RETIREMENT SYSTEM (STRS) OF OHIO

LAST TEN FISCAL YEARS

	<u>2021</u>	<u>2020</u>	<u>2019</u>	<u>2018</u>
Contractually required contribution	\$ -	\$ -	\$ -	\$ -
Contributions in relation to the contractually required contribution	<u>-</u>	<u>-</u>	<u>-</u>	<u>-</u>
Contribution deficiency (excess)	<u>\$ -</u>	<u>\$ -</u>	<u>\$ -</u>	<u>\$ -</u>
District's covered payroll	\$ 9,835,386	\$ 9,394,621	\$ 9,288,871	\$ 8,956,229
Contributions as a percentage of covered payroll	0.00%	0.00%	0.00%	0.00%

SEE ACCOMPANYING NOTES TO THE REQUIRED SUPPLEMENTARY INFORMATION

<u>2017</u>	<u>2016</u>	<u>2015</u>	<u>2014</u>	<u>2013</u>	<u>2012</u>
\$ -	\$ -	\$ -	\$ 83,629	\$ 89,650	\$ 90,150
-	-	-	(83,629)	(89,650)	(90,150)
<u>\$ -</u>	<u>\$ -</u>	<u>\$ -</u>	<u>\$ -</u>	<u>\$ -</u>	<u>\$ -</u>
\$ 8,288,893	\$ 8,131,493	\$ 7,834,793	\$ 8,362,854	\$ 8,964,962	\$ 9,015,038
0.00%	0.00%	0.00%	1.00%	1.00%	1.00%

**SHEFFIELD-SHEFFIELD LAKE CITY SCHOOL DISTRICT
LORAIN COUNTY, OHIO**

NOTES TO THE REQUIRED SUPPLEMENTARY INFORMATION
FOR THE FISCAL YEAR ENDED JUNE 30, 2021

PENSION

SCHOOL EMPLOYEES RETIREMENT SYSTEM (SERS) OF OHIO

Changes in benefit terms: There were no changes in benefit terms from the amounts reported for fiscal years 2014-2017. For fiscal year 2018, SERS changed from a fixed 3% annual increase to a Cost of Living Adjustment (COLA) based on the changes in the Consumer Price Index (CPI-W), with a cap of 2.5% and a floor of 0%. There were no changes in benefit terms from the amounts previously reported for fiscal years 2019-2021.

Changes in assumptions: There were no changes in methods and assumptions used in the calculation of actuarial determined contributions for fiscal years 2014-2016. For fiscal year 2017, the following changes of assumptions affected the total pension liability since the prior measurement date: (a) the assumed rate of inflation was reduced from 3.25% to 3.00%, (b) payroll growth assumption was reduced from 4.00% to 3.50%, (c) assumed real wage growth was reduced from 0.75% to 0.50%, (d) rates of withdrawal, retirement and disability were updated to reflect recent experience, (e) mortality among active members was updated to RP-2014 Blue Collar Mortality Table with fully generational projection and a five year age set-back for both males and females, (f) mortality among service retired members and beneficiaries was updated to the following RP-2014 Blue Collar Mortality Table with fully generational projection with Scale BB, 120% of male rates and 110% of female rates, (g) mortality among disabled members was updated to RP-2000 Disabled Mortality Table, 90% for male rates and 100% for female rates, set back five years is used for the period after disability retirement and (h) the discount rate was reduced from 7.75% to 7.50%. There were no changes in methods and assumptions used in the calculation of actuarial determined contributions for fiscal years 2018-2021.

STATE TEACHERS RETIREMENT SYSTEM (STRS) OF OHIO

Changes in benefit terms: There were no changes in benefit terms from the amounts reported for fiscal years 2014-2017. For fiscal year 2018, STRS decreased the Cost of Living Adjustment (COLA) to zero. There were no changes in benefit terms from amounts previously reported for fiscal years 2019-2021.

Changes in assumptions: There were no changes in methods and assumptions used in the calculation of actuarial determined contributions for fiscal years 2014-2017. For fiscal year 2018, the following changes of assumption affected the total pension liability since the prior measurement date: (a) the long-term expected rate of return was reduced from 7.75% to 7.45%, (b) the inflation assumption was lowered from 2.75% to 2.50%, (c) the payroll growth assumption was lowered to 3.00%, (d) total salary increases rate was lowered by decreasing the merit component of the individual salary increases, in addition to a decrease of 0.25% due to lower inflation, (e) the healthy and disabled mortality assumptions were updated to the RP-2014 mortality tables with generational improvement scale MP-2016 and (f) rates of retirement, termination and disability were modified to better reflect anticipated future experience. There were no changes in methods and assumptions used in the calculation of actuarial determined contributions for fiscal years 2019-2021.

OTHER POSTEMPLOYMENT BENEFITS (OPEB)

SCHOOL EMPLOYEES RETIREMENT SYSTEM (SERS) OF OHIO

Changes in benefit terms: There were no changes in benefit terms from the amounts previously reported for fiscal years 2017-2021.

(Continued)

**SHEFFIELD-SHEFFIELD LAKE CITY SCHOOL DISTRICT
LORAIN COUNTY, OHIO**

NOTES TO THE REQUIRED SUPPLEMENTARY INFORMATION (CONTINUED)
FOR THE FISCAL YEAR ENDED JUNE 30, 2021

OTHER POSTEMPLOYMENT BENEFITS (OPEB) (Continued)

Changes in assumptions: There were no changes in methods and assumptions used in the calculation of actuarial determined contributions for fiscal year 2017. For fiscal year 2018, the following changes of assumptions affected the total OPEB liability since the prior measurement date: (a) assumed rate of inflation was reduced from 3.25% to 3.00%, (b) payroll growth assumption was reduced from 4.00% to 3.50%, (c) assumed real wage growth was reduced from 0.75% to 0.50%, (d) rates of withdrawal, retirement, and disability were updated to reflect recent experience, (e) mortality among active members was updated to the following: RP-2014 Blue Collar Mortality Table with fully generational projection and a five-year age set-back for both males and females, (f) mortality among service retired members and beneficiaries was updated to the following: RP-2014 Blue Collar Mortality Table with fully generational projection with Scale BB, 120% of male rates, and 110% of female rates, (g) mortality among disabled members was updated to the following: RP-2000 Disabled Mortality Table, 90% for male rates and 100% for female rates, set back five years is used for the period after disability retirement, (h) the municipal bond index rate increased from 2.92% to 3.56% and (i) the single equivalent interest rate, net of plan investment expense, including price inflation increased from 2.98% to 3.63%. For fiscal year 2019, the following changes of assumptions affected the total OPEB liability since the prior measurement date: (a) the discount rate increased from 3.63% to 3.70%, (b) the health care cost trend rates for Medicare were changed from a range of 5.50%-5.00% to a range of 5.375%-4.75% and Pre-Medicare were changed from a range of 7.50%-5.00% to a range of 7.25%-4.75%, (c) the municipal bond index rate increased from 3.56% to 3.62% and (d) the single equivalent interest rate, net of plan investment expense, including price inflation increased from 3.63% to 3.70%. For fiscal year 2020, the following changes of assumptions affected the total OPEB liability since the prior measurement date: (a) the discount rate decreased from 3.70% to 3.22%, (b) the health care cost trend rates for Medicare were changed from a range of 5.375%-4.75% to a range of 5.25%-4.75% and Pre-Medicare were changed from a range of 7.25%-4.75% to a range of 7.00%-4.75%, (c) the municipal bond index rate decreased from 3.62% to 3.13% and (d) the single equivalent interest rate, net of plan investment expense, including price inflation decreased from 3.70% to 3.22%. For fiscal year 2021, the following changes of assumptions affected the total OPEB liability since the prior measurement date: (a) the discount rate decreased from 3.22% to 2.63% and (b) the municipal bond index rate decreased from 3.13% to 2.45%.

STATE TEACHERS RETIREMENT SYSTEM (STRS) OF OHIO

Changes in benefit terms: There were no changes in benefit terms from the amounts previously reported for fiscal year 2017. For fiscal year 2018, STRS reduced the subsidy multiplier for non-Medicare benefit recipients from 2.1% to 1.9% per year of service. Medicare Part B premium reimbursements were discontinued for certain survivors and beneficiaries and all remaining Medicare Part B premium reimbursements will be discontinued beginning January 2019. For fiscal year 2019, STRS increased the subsidy multiplier for non-Medicare benefit recipients from 1.9% to 1.944% per year of service effective January 1, 2019. The non-Medicare frozen subsidy base premium was increased January 1, 2019 and all remaining Medicare Part B premium reimbursements will be discontinued beginning January 1, 2020. For fiscal year 2020, STRS increased the subsidy percentage from 1.944% to 1.984% effective January 1, 2020. The Medicare subsidy percentages were adjusted effective January 1, 2021 to 2.1% for the Medicare plan. The Medicare Part B monthly reimbursement elimination date was postponed to January 1, 2021. For fiscal year 2021, the non-Medicare subsidy percentage was increased effective January 1, 2021 from 1.984% to 2.055% per year of service. The non-Medicare frozen subsidy base premium was increased effective January 1, 2021. The Medicare subsidy percentages were adjusted effective January 1, 2021 to 2.1% for the AMA Medicare plan. The Medicare Part B monthly reimbursement elimination date was postponed indefinitely.

Changes in assumptions: There were no changes in methods and assumptions used in the calculation of actuarial determined contributions for fiscal year 2017. For fiscal year 2018, the following changes of assumptions affected the total OPEB liability since the prior measurement date: (a) the discount rate was increased from 3.26% to 4.13% based on the methodology defined under GASB Statement No. 74, Financial Reporting for Postemployment Benefit Plans Other Than Pension Plans (OPEB), (b) the long term expected rate of return was reduced from 7.75% to 7.45%, (c) valuation year per capita health care costs were updated, and the salary scale was modified, (d) the percentage of future retirees electing each option was updated based on current data and the percentage of future disabled retirees and terminated vested participants electing health coverage were decreased and (e) the assumed mortality, disability, retirement, withdrawal and future health care cost trend rates were modified along with the portion of rebated prescription drug costs. For fiscal year 2019, the following changes of assumptions affected the total OPEB liability/asset since the prior measurement date: (a) the discount rate was increased from the blended rate of 4.13% to the long-term expected rate of return of 7.45% based on the methodology defined under GASB Statement No. 74, Financial Reporting for Postemployment Benefit Plans Other Than Pension Plans (OPEB) and (b) decrease in health care cost trend rates from 6.00%-11.00% initial; 4.50% ultimate down to Medical Pre-Medicare 6.00% and Medicare 5.00% initial; 4.00% ultimate and Prescription Drug Pre-Medicare 8.00% and Medicare (5.23%) initial; 4.00% ultimate. For fiscal year 2020, health care cost trend rates were changed to the following: medical pre-Medicare from 6.00% initial - 4.00% ultimate down to 5.87% initial - 4.00% ultimate; medical Medicare from 5.00% initial - 4.00% ultimate down to 4.93% initial - 4.00% ultimate; prescription drug pre-Medicare from 8.00% initial - 4.00% ultimate down to 7.73% initial - 4.00% ultimate and (5.23%) initial - 4.00% ultimate up to 9.62% initial - 4.00% ultimate. For fiscal year 2021, health care cost trend rates were changed to the following: medical pre-Medicare from 5.87% initial - 4.00% ultimate down to 5.00% initial - 4.00% ultimate; medical Medicare from 4.93% initial - 4.00% ultimate down to 9.62% initial - 4.00% ultimate up to 11.87% initial - 4.00% ultimate.

**SHEFFIELD-SHEFFIELD LAKE CITY SCHOOL DISTRICT
LORAIN COUNTY**

**SCHEDULE OF EXPENDITURES OF FEDERAL AWARDS
FOR THE YEAR ENDED JUNE 30, 2021**

FEDERAL GRANTOR <i>Pass Through Grantor</i> Program / Cluster Title	Federal AL Number	Total Federal Expenditures
U.S. DEPARTMENT OF AGRICULTURE		
<i>Passed Through Ohio Department of Education</i>		
Child Nutrition Cluster:		
School Breakfast Program	10.553	\$88,296
National School Lunch Program	10.555	216,562
National School Lunch Program - Non-Cash	10.555	27,795
Total Child Nutrition Cluster		<u>332,653</u>
Total U.S. Department of Agriculture		<u>332,653</u>
U.S. DEPARTMENT OF EDUCATION		
<i>Passed Through Ohio Department of Education</i>		
Title I Grants to Local Education Agencies - 2020	84.010	35,910
Title I Grants to Local Education Agencies - 2021	84.010	318,003
Title I Expanding Opportunities for Each Child - 2021	84.010	7,792
Total Title I Grants to Local Educational Agencies		<u>361,705</u>
Special Education Cluster (IDEA):		
Special Education - Grants to States (IDEA, Part B) - 2020	84.027	30,489
Special Education - Grants to States (IDEA, Part B) - 2021	84.027	354,299
Total Special Education - Grants to States (IDEA, Part B)		<u>384,788</u>
Special Education - Preschool Grants (IDEA Preschool) - 2020	84.173	147
Special Education - Preschool Grants (IDEA Preschool) - 2021	84.173	9,810
Total Special Education - Preschool Grants (IDEA Preschool)		<u>9,957</u>
Special Education - Subpart Awards Grants (6B IDEA Restoration) - 2020	84.027A	2,106
Special Education - Subpart Awards Grants (6B IDEA Restoration) - 2021	84.027A	1,308
Total Special Education - Subpart Awards Grants (6B IDEA Restoration)		<u>3,414</u>
Total Special Education Cluster (IDEA)		<u>398,159</u>
Title II, Part A, Supporting Effective Instruction State Grants - 2021	84.367	62,412
Student Support and Academic Enrichment Program - 2021	84.424	39,443
Covid 19 - COVID Relief Fund - Rural and Small Town - 2021	21.019	91,892
Covid 19 - Elementary and Secondary Schools Emergency Relief Fund (ESSER) - 2021	84.425D	256,916
Covid 19 - Elementary and Secondary Schools Emergency Relief Fund II (ESSER II) - 2021	84.425D	266,072
Passed through Educational Service Center of Lorain County		
English Language Acquisition State Grants - 2021	84.365	3,028
Total U.S. Department of Education		<u>1,479,627</u>
Total Expenditures of Federal Awards		<u>\$1,812,280</u>

The accompanying notes are an integral part of this schedule.

**SHEFFIELD-SHEFFIELD LAKE CITY SCHOOL DISTRICT
LORAIN COUNTY**

**NOTES TO THE SCHEDULE OF EXPENDITURES OF FEDERAL AWARDS
2 CFR 200.510(b)(6)
FOR THE YEAR ENDED JUNE 30, 2021**

NOTE A – BASIS OF PRESENTATION

The accompanying Schedule of Expenditures of Federal Awards (the Schedule) includes the federal award activity of Sheffield-Sheffield Lake City School District (the District) under programs of the federal government for the year ended June 30, 2021. The information on this Schedule is prepared in accordance with the requirements of Title 2 U.S. Code of Federal Regulations Part 200, *Uniform Administrative Requirements, Cost Principles, and Audit Requirements for Federal Awards* (Uniform Guidance). Because the Schedule presents only a selected portion of the operations of the District, it is not intended to and does not present the financial position or changes in net position of the District.

NOTE B – SUMMARY OF SIGNIFICANT ACCOUNTING POLICIES

Expenditures reported on the Schedule are reported on the cash basis of accounting. Such expenditures are recognized following the cost principles contained in Uniform Guidance wherein certain types of expenditures may or may not be allowable or may be limited as to reimbursement.

NOTE C – INDIRECT COST RATE

The District has elected not to use the 10-percent de minimis indirect cost rate as allowed under the Uniform Guidance.

NOTE D - CHILD NUTRITION CLUSTER

The District commingles cash receipts from the U.S. Department of Agriculture with similar State grants. When reporting expenditures on this Schedule, the District assumes it expends federal monies first.

NOTE E – FOOD DONATION PROGRAM

The District reports commodities consumed on the Schedule at the fair value. The District allocated donated food commodities to the respective program that benefitted from the use of those donated food commodities.

**SHEFFIELD-SHEFFIELD LAKE CITY SCHOOL DISTRICT
LORAIN COUNTY**

**NOTES TO THE SCHEDULE OF EXPENDITURES OF FEDERAL AWARDS
2 CFR 200.510(b)(6)
FOR THE YEAR ENDED JUNE 30, 2021
(Continued)**

NOTE F - TRANSFERS BETWEEN PROGRAM YEARS

Federal regulations require schools to obligate certain federal awards by June 30. However, with ODE's consent, schools can transfer unobligated amounts to the subsequent fiscal year's program. The District transferred the following amounts from 2021 to 2022 programs:

<u>Program Title</u>	<u>AL Number</u>	<u>Amount Transferred</u>
Title I Grants to Local Education Agencies	84.010	\$59,989
Special Education - Grants to States (IDEA, Part B)	84.027	6,212
Special Education - Preschool Grants (IDEA Preschool)	84.173	1,423
Covid 19 – Elem & Secondary Schools Emergency Relief (ESSER)	84.425D	1,319
Title II-A - Supporting Effective Instruction	84.367A	796
Student Support and Academic Enrichment Program	84.424	337

OHIO AUDITOR OF STATE KEITH FABER



88 East Broad Street
Columbus, Ohio 43215
ContactUs@ohioauditor.gov
(800) 282-0370

INDEPENDENT AUDITOR'S REPORT ON INTERNAL CONTROL OVER FINANCIAL REPORTING AND ON COMPLIANCE AND OTHER MATTERS REQUIRED BY GOVERNMENT AUDITING STANDARDS

Sheffield-Sheffield Lake City School District
Lorain County
1824 Harris Road
Sheffield, Ohio 44054

To the Board of Education:

We have audited, in accordance with auditing standards generally accepted in the United States and the Comptroller General of the United States' *Government Auditing Standards*, the financial statements of the governmental activities, each major fund, and the aggregate remaining fund information of the Sheffield-Sheffield Lake City School District, Lorain County, (the District) as of and for the year ended June 30, 2021, and the related notes to the financial statements, which collectively comprise the District's basic financial statements and have issued our report thereon dated May 18, 2022, wherein we noted the financial impact of COVID-19 and the continuing emergency measures which may impact subsequent periods of the District.

Internal Control Over Financial Reporting

As part of our financial statement audit, we considered the District's internal control over financial reporting (internal control) as a basis for designing audit procedures appropriate in the circumstances to the extent necessary to support our opinions on the financial statements, but not to the extent necessary to opine on the effectiveness of the District's internal control. Accordingly, we have not opined on it.

A *deficiency in internal control* exists when the design or operation of a control does not allow management or employees, when performing their assigned functions, to prevent, or detect and timely correct misstatements. A *material weakness* is a deficiency, or combination of internal control deficiencies resulting in a reasonable possibility that internal control will not prevent or detect and timely correct a material misstatement of the District's financial statements. A *significant deficiency* is a deficiency, or a combination of deficiencies, in internal control that is less severe than a material weakness, yet important enough to merit attention by those charged with governance.

Our consideration of internal control was for the limited purpose described in the first paragraph of this section and was not designed to identify all internal control deficiencies that might be material weaknesses or significant deficiencies. Given these limitations, we did not identify any deficiencies in internal control that we consider material weaknesses. However, unidentified material weaknesses may exist.

Compliance and Other Matters

As part of reasonably assuring whether the District's financial statements are free of material misstatement, we tested its compliance with certain provisions of laws, regulations, contracts, and grant agreements, noncompliance with which could directly and materially affect the financial statements. However, opining on compliance with those provisions was not an objective of our audit and accordingly, we do not express an opinion. The results of our tests disclosed no instances of noncompliance or other matters we must report under *Government Auditing Standards*.

Purpose of this Report

This report only describes the scope of our internal control and compliance testing and our testing results, and does not opine on the effectiveness of the District's internal control or on compliance. This report is an integral part of an audit performed under *Government Auditing Standards* in considering the District's internal control and compliance. Accordingly, this report is not suitable for any other purpose.



Keith Faber
Auditor of State
Columbus, Ohio

May 18, 2022

OHIO AUDITOR OF STATE KEITH FABER



88 East Broad Street
Columbus, Ohio 43215
ContactUs@ohioauditor.gov
(800) 282-0370

INDEPENDENT AUDITOR'S REPORT ON COMPLIANCE WITH REQUIREMENTS APPLICABLE TO THE MAJOR FEDERAL PROGRAM AND ON INTERNAL CONTROL OVER COMPLIANCE REQUIRED BY THE UNIFORM GUIDANCE

Sheffield-Sheffield Lake City School District
Lorain County
1824 Harris Road
Sheffield, Ohio 44054

To the Board of Education:

Report on Compliance for the Major Federal Program

We have audited Sheffield-Sheffield Lake City School District's (the District) compliance with the applicable requirements described in the U.S. Office of Management and Budget (OMB) *Compliance Supplement* that could directly and materially affect Sheffield-Sheffield Lake City School District's major federal program for the year ended June 30, 2021. The *Summary of Auditor's Results* in the accompanying schedule of findings identifies the District's major federal program.

Management's Responsibility

The District's Management is responsible for complying with federal statutes, regulations, and the terms and conditions of its federal awards applicable to its federal programs.

Auditor's Responsibility

Our responsibility is to opine on the District's compliance for the District's major federal program based on our audit of the applicable compliance requirements referred to above. Our compliance audit followed auditing standards generally accepted in the United States of America; the standards for financial audits included in the Comptroller General of the United States' *Government Auditing Standards*; and the audit requirements of Title 2 U.S. *Code of Federal Regulations* Part 200, *Uniform Administrative Requirements, Cost Principles, and Audit Requirements for Federal Awards* (Uniform Guidance). These standards and the Uniform Guidance require us to plan and perform the audit to reasonably assure whether noncompliance with the applicable compliance requirements referred to above that could directly and materially affect a major federal program occurred. An audit includes examining, on a test basis, evidence about the District's compliance with those requirements and performing such other procedures as we considered necessary in the circumstances.

We believe our audit provides a reasonable basis for our compliance opinion on the District's major program. However, our audit does not provide a legal determination of the District's compliance.

Efficient • Effective • Transparent

Opinion on the Major Federal Program

In our opinion, Sheffield-Sheffield Lake City School District complied, in all material respects with the compliance requirements referred to above that could directly and materially affect its major federal program for the year ended June 30, 2021.

Report on Internal Control Over Compliance

The District's management is responsible for establishing and maintaining effective internal control over compliance with the applicable compliance requirements referred to above. In planning and performing our compliance audit, we considered the District's internal control over compliance with the applicable requirements that could directly and materially affect a major federal program, to determine our auditing procedures appropriate for opining on each major federal program's compliance and to test and report on internal control over compliance in accordance with the Uniform Guidance, but not to the extent needed to opine on the effectiveness of internal control over compliance. Accordingly, we have not opined on the effectiveness of the District's internal control over compliance.

A deficiency in internal control over compliance exists when the design or operation of a control over compliance does not allow management or employees, when performing their assigned functions, to prevent, or to timely detect and correct, noncompliance with a federal program's applicable compliance requirement. *A material weakness in internal control over compliance* is a deficiency, or combination of deficiencies, in internal control over compliance, such that there is a reasonable possibility that material noncompliance with a federal program compliance requirement will not be prevented, or timely detected and corrected. *A significant deficiency in internal control over compliance* is a deficiency, or a combination of deficiencies, in internal control over compliance with federal program's applicable compliance requirement that is less severe than a material weakness in internal control over compliance, yet important enough to merit attention by those charged with governance.

Our consideration of internal control over compliance was for the limited purpose described in the first paragraph of this section and would not necessarily identify all deficiencies in internal control over compliance that might be material weaknesses or significant deficiencies. We did not identify any deficiencies in internal control over compliance that we consider to be material weaknesses. However, material weaknesses may exist that have not been identified.

This report only describes the scope of our internal control over compliance tests and the results of this testing based on Uniform Guidance requirements. Accordingly, this report is not suitable for any other purpose.



Keith Faber
Auditor of State
Columbus, Ohio

May 18, 2022

**SHEFFIELD-SHEFFIELD LAKE CITY SCHOOL DISTRICT
LORAIN COUNTY**

**SCHEDULE OF FINDINGS
2 CFR § 200.515
JUNE 30, 2021**

1. SUMMARY OF AUDITOR'S RESULTS

(d)(1)(i)	Type of Financial Statement Opinion	Unmodified
(d)(1)(ii)	Were there any material weaknesses in internal control reported at the financial statement level (GAGAS)?	No
(d)(1)(ii)	Were there any significant deficiencies in internal control reported at the financial statement level (GAGAS)?	No
(d)(1)(iii)	Was there any reported material noncompliance at the financial statement level (GAGAS)?	No
(d)(1)(iv)	Were there any material weaknesses in internal control reported for major federal programs?	No
(d)(1)(iv)	Were there any significant deficiencies in internal control reported for major federal programs?	No
(d)(1)(v)	Type of Major Programs' Compliance Opinion	Unmodified
(d)(1)(vi)	Are there any reportable findings under 2 CFR § 200.516(a)?	No
(d)(1)(vii)	Major Programs (list):	Special Education Cluster: Special Education – Grants to States, (IDEA, Part B) AL #84.027 Special Education – Subpart Awards Grants (6B IDEA Restoration), AL #84.027A Special Education – Preschool Grants, (IDEA Preschool) AL #84.173
(d)(1)(viii)	Dollar Threshold: Type A/B Programs	Type A: > \$ 750,000 Type B: all others
(d)(1)(ix)	Low Risk Auditee under 2 CFR § 200.520?	Yes

**2. FINDINGS RELATED TO THE FINANCIAL STATEMENTS
REQUIRED TO BE REPORTED IN ACCORDANCE WITH GAGAS**

None.

3. FINDINGS FOR FEDERAL AWARDS

None.

This page intentionally left blank.

OHIO AUDITOR OF STATE KEITH FABER



SHEFFIELD-SHEFFIELD LAKE CITY SCHOOL DISTRICT

LORAIN COUNTY

AUDITOR OF STATE OF OHIO CERTIFICATION

This is a true and correct copy of the report, which is required to be filed pursuant to Section 117.26, Revised Code, and which is filed in the Office of the Ohio Auditor of State in Columbus, Ohio.



Certified for Release 6/2/2022

88 East Broad Street, Columbus, Ohio 43215
Phone: 614-466-4514 or 800-282-0370

This report is a matter of public record and is available online at
www.ohioauditor.gov