

**RIVERSIDE LOCAL
SCHOOL DISTRICT
LOGAN COUNTY, OHIO**

SINGLE AUDIT REPORT

**FOR THE FISCAL YEAR
ENDED JUNE 30, 2022**

Zupka & Associates
Certified Public Accountants

OHIO AUDITOR OF STATE
KEITH FABER



88 East Broad Street
Columbus, Ohio 43215
IPAReport@ohioauditor.gov
(800) 282-0370

Members of the Board of Education
Riverside Local School District
2096 Co Rd 24 South
DeGraff, OH 43318-9406

We have reviewed the *Independent Auditor's Report* of the Riverside Local School District, Logan County, prepared by Zupka & Associates, for the audit period July 1, 2021 through June 30, 2022. Based upon this review, we have accepted these reports in lieu of the audit required by Section 117.11, Revised Code. The Auditor of State did not audit the accompanying financial statements and, accordingly, we are unable to express, and do not express an opinion on them.

Our review was made in reference to the applicable sections of legislative criteria, as reflected by the Ohio Constitution, and the Revised Code, policies, procedures and guidelines of the Auditor of State, regulations and grant requirements. The Riverside Local School District is responsible for compliance with these laws and regulations.

A handwritten signature in black ink that reads "Keith Faber".

Keith Faber
Auditor of State
Columbus, Ohio

December 16, 2022

This page intentionally left blank.

**RIVERSIDE LOCAL SCHOOL DISTRICT
LOGAN COUNTY, OHIO
SINGLE AUDIT REPORT
FOR THE FISCAL YEAR ENDED JUNE 30, 2022**

TABLE OF CONTENTS

	<u>PAGE</u>
Independent Auditor's Report	1-3
Management's Discussion and Analysis	5-17
Statement of Net Position	18
Statement of Activities	19
Balance Sheet - Governmental Funds	20
Reconciliation of Total Governmental Fund Balances to Net Position – Governmental Activities	21
Statement of Revenues, Expenditures and Changes in Fund Balances - Governmental Funds	22
Reconciliation of the Statement of Revenues, Expenditures and Changes in Fund Balances of Governmental Funds to the Statement of Activities	23
Statement of Revenues, Expenditures and Changes in Fund Balance - Budget and Actual (Non-GAAP Budgetary Basis) - General Fund	24
Statement of Changes in Fiduciary Net Position - Fiduciary Funds	25
Notes to the Basic Financial Statements	26-66
Schedules of Required Supplementary Information:	
Schedule of the District's Proportionate Share of the Net Pension Liability – School Employees Retirement System (SERS) of Ohio – Last Nine Fiscal Years	67-68
State Teachers Retirement System (STRS) of Ohio – Last Nine Fiscal Years	69-70
Schedule of District Pension Contributions – School Employees Retirement System (SERS) of Ohio – Last Ten Fiscal Years	71-72
State Teachers Retirement System (STRS) of Ohio – Last Ten Fiscal Years	73-74
Schedule of the District's Proportionate Share of the Net OPEB Liability – School Employees Retirement System (SERS) of Ohio – Last Six Fiscal Years	75-76
State Teachers Retirement System (STRS) of Ohio – Last Six Fiscal Years	77-78
Schedule of District OPEB Contributions – School Employees Retirement System (SERS) of Ohio – Last Ten Fiscal Years	79-80
State Teachers Retirement System (STRS) of Ohio – Last Ten Fiscal Years	81-82
Notes to Required Supplementary Information	83-85
Schedule of Expenditures of Federal Awards	86
Notes to the Schedule of Expenditures of Federal Awards	87
Independent Auditor's Report on Internal Control Over Financial Reporting and on Compliance and Based on an Audit of Financial Statements Performed in Accordance with <i>Government Auditing Standards</i>	88-89
Independent Auditor's Report on Internal Control for Each Major Federal Program and on Internal Control over Compliance Required by the Uniform Guidance	90-92
Schedule of Findings and Questioned Costs	93
Schedule of Prior Audit Findings and Recommendations	94

This page intentionally left blank.

INDEPENDENT AUDITOR'S REPORT

Riverside Local School District
Logan County
2096 County Road 24 South
DeGraff, Ohio 43318

To the Members of the Board of Education:

Report on the Financial Statements

Opinions

We have audited the accompanying financial statements of the governmental activities, each major fund, and the aggregate remaining fund information of the Riverside Local School District, Logan County, Ohio, (the District) as of and for the year ended June 30, 2022, and the related notes to the financial statements, which collectively comprise the District's basic financial statements as listed in the table of contents.

In our opinion, the financial statements referred to above present fairly, in all material respects, the respective financial position of the governmental activities, each major fund, and the aggregate remaining fund information of the Riverside Local School District as of June 30, 2022, and the respective changes in financial position and the budgetary comparison for the General Fund for the year then ended in accordance with accounting principles generally accepted in the United States of America.

Basis for Opinions

We conducted our audit in accordance with auditing standards generally accepted in the United States of America (GAAS) and the standards applicable to financial audits contained in *Government Auditing Standards (Government Auditing Standards)*, issued by the Comptroller General of the United States. Our responsibilities under those standards are further described in the Auditor's Responsibilities for the Audit of the Financial Statements section of our report. We are required to be independent of the District, and to meet our other ethical responsibilities, in accordance with the relevant ethical requirements relating to our audit. We believe that the audit evidence we have obtained is sufficient and appropriate to provide a basis for our audit opinions.

Responsibilities of Management for the Financial Statements

Management is responsible for the preparation and fair presentation of the financial statements in accordance with accounting principles generally accepted in the United States of America, and for the design, implementation, and maintenance of internal control relevant to the preparation and fair presentation of financial statements that are free from material misstatement, whether due to fraud or error.

In preparing the financial statements, management is required to evaluate whether there are conditions or events, considered in the aggregate, that raise substantial doubt about the District's ability to continue as a going concern for twelve months beyond the financial statement date, including any currently known information that may raise substantial doubt shortly thereafter.

Auditor's Responsibilities for the Audit of the Financial Statements

Our objectives are to obtain reasonable assurance about whether the financial statements as a whole are free from material misstatement, whether due to fraud or error, and to issue an auditor's report that includes our opinions. Reasonable assurance is a high level of assurance but is not absolute assurance and therefore is not a guarantee that an audit conducted in accordance with GAAS and *Government Auditing Standards* will always detect a material misstatement when it exists. The risk of not detecting a material misstatement resulting from fraud is higher than for one resulting from error, as fraud may involve collusion, forgery, intentional omissions, misrepresentations, or the override of internal control. Misstatements are considered material if there is a substantial likelihood that, individually or in the aggregate, they would influence the judgment made by a reasonable user based on the financial statements.

In performing an audit in accordance with GAAS and *Government Auditing Standards*, we

- exercise professional judgment and maintain professional skepticism throughout the audit.
- identify and assess the risks of material misstatement of the financial statements, whether due to fraud or error, and design and perform audit procedures responsive to those risks. Such procedures include examining, on a test basis, evidence regarding the amounts and disclosures in the financial statements.
- obtain an understanding of internal control relevant to the audit in order to design audit procedures that are appropriate in the circumstances, but not for the purpose of expressing an opinion on the effectiveness of the District's internal control. Accordingly, no such opinion is expressed.
- evaluate the appropriateness of accounting policies used and the reasonableness of significant accounting estimates made by management, as well as evaluate the overall presentation of the financial statements.
- conclude whether, in our judgment, there are conditions or events, considered in the aggregate, that raise substantial doubt about the District's ability to continue as a going concern for a reasonable period of time.

We are required to communicate with those charged with governance regarding, among other matters, the planned scope and timing of the audit, significant audit findings, and certain internal control-related matters that we identified during the audit.

Emphasis of Matter

As discussed in Note 3 to the basic financial statements, the District adopted new accounting guidance in Governmental Accounting Standards Board (GASB) Statement No. 87, *Leases*. As discussed in Note 19 to the basic financial statements, the financial impact of COVID-19 and the continuing emergency measures may impact subsequent periods of the District. Our opinion is not modified with respect to these matters.

Required Supplementary Information

Accounting principles generally accepted in the United States of America require that the Management's Discussion and Analysis and Schedules of Net Pension and Postemployment Benefit Liabilities and Pension and Postemployment Benefit Contributions, as listed in the table of contents, be presented to supplement the basic financial statements. Such information is the responsibility of management and, although not a part of the basic financial statements, is required by the Governmental Accounting Standards Board who considers it to be an essential part of financial reporting for placing the basic financial statements in an appropriate operational, economic, or historical context. We have applied certain limited procedures to the required supplementary information in accordance with auditing standards generally accepted in the United States of America, which consisted of inquiries of management about the methods of preparing the information and comparing the information for consistency with management's responses to our inquiries, the basic financial statements, and other knowledge we obtained during our audit of the basic financial statements. We do not express an opinion or provide any assurance on the information because the limited procedures do not provide us with sufficient evidence to express an opinion or provide any assurance.

Supplementary Information

Our audit was conducted for the purpose of forming opinions on the financial statements that collectively comprise the District's basic financial statements. The Schedule of Expenditures of Federal Awards is presented for purposes of additional analysis as required by Title 2 U.S. Code of Federal Regulations (CFR) Part 200, Uniform Administrative Requirements, Cost Principles, and Audit Requirements for Federal Awards, and is not a required part of the basic financial statements. Such information is the responsibility of management and was derived from and relates directly to the underlying accounting and other records used to prepare the basic financial statements. The information has been subjected to the auditing procedures applied in the audit of the basic financial statements and certain additional procedures, including comparing and reconciling such information directly to the underlying accounting and other records used to prepare the basic financial statements or to the basic financial statements themselves, and other additional procedures in accordance with auditing standards generally accepted in the United States of America. In our opinion, the Schedule of Expenditures of Federal Awards is fairly stated, in all material respects, in relation to the basic financial statements as a whole.

Other Reporting Required by Government Auditing Standards

In accordance with *Government Auditing Standards*, we have also issued our report dated November 30, 2022, on our consideration of the District's internal control over financial reporting and on our tests of its compliance with certain provisions of laws, regulations, contracts, and grant agreements and other matters. The purpose of that report is solely to describe the scope of our testing of internal control over financial reporting and compliance and the results of that testing, and not to provide an opinion on the effectiveness of the District's internal control over financial reporting or on compliance. That report is an integral part of an audit performed in accordance with *Government Auditing Standards* in considering the District's internal control over financial reporting and compliance.



Zupka & Associates
Certified Public Accountants

November 30, 2022

This page intentionally left blank.

**RIVERSIDE LOCAL SCHOOL DISTRICT
LOGAN COUNTY**

**MANAGEMENT'S DISCUSSION AND ANALYSIS
FOR THE FISCAL YEAR ENDED JUNE 30, 2022**

The management's discussion and analysis of the Riverside Local School District's (the "District") financial performance provides an overall review of the District's financial activities for the fiscal year ended June 30, 2022. The intent of this discussion and analysis is to look at the District's financial performance as a whole; readers should also review the basic financial statements and the notes to the basic financial statements to enhance their understanding of the District's financial performance.

Financial Highlights

Key financial highlights for fiscal year 2022 are as follows:

- In total, net position of governmental activities increased \$1,540,280 which represents a 9.20% increase from 2021's net position.
- General revenues accounted for \$8,348,267 in revenue or 78.03% of all revenues. Program specific revenues in the form of charges for services and sales, grants and contributions accounted for \$2,350,649 or 21.97% of total revenues of \$10,698,916.
- The District had \$9,158,636 in expenses related to governmental activities; \$2,350,649 of these expenses were offset by program specific charges for services and sales, grants or contributions. General revenues supporting governmental activities (primarily taxes and unrestricted grants and entitlements) of \$8,348,267 were adequate to provide for these programs.
- The District's major governmental funds are the general fund, the permanent improvement fund and the capital projects fund. The general fund had \$8,826,866 in revenues and other financing sources and \$10,454,147 in expenditures and other financing uses. During fiscal year 2022, the general fund's fund balance decreased \$1,627,281 from a balance of \$13,160,607 to \$11,533,326.
- The permanent improvement fund had \$251,662 in revenues and other financing sources and \$316,473 in expenditures. During fiscal year 2022, the permanent improvement fund's fund balance decreased \$64,811 from a deficit of \$210,986 to a deficit balance of \$275,797.
- The capital projects fund had other financing sources of \$2,500,000 and \$11,943 in expenditures and other financing uses. During fiscal year 2022, the capital projects fund's fund balance increased \$2,488,057 from a balance of \$311,943 to a balance of \$2,800,000.

Using these Basic Financial Statements

This annual report consists of a series of financial statements and notes to those statements. These statements are organized so the reader can understand the District as a financial whole, an entire operating entity. The statements then proceed to provide an increasingly detailed look at specific financial activities.

The *statement of net position* and *statement of activities* provide information about the activities of the whole District, presenting both an aggregate view of the District's finances and a longer-term view of those finances. Fund financial statements provide the next level of detail. For governmental funds, these statements tell how services were financed in the short-term as well as what remains for future spending. The fund financial statements also look at the District's most significant funds with all other nonmajor funds presented in total in one column. In the case of the District, the general fund, the permanent improvement fund and the capital projects fund are by far the most significant funds, and the only governmental funds reported as a major funds.

**RIVERSIDE LOCAL SCHOOL DISTRICT
LOGAN COUNTY**

MANAGEMENT'S DISCUSSION AND ANALYSIS
FOR THE FISCAL YEAR ENDED JUNE 30, 2022

Reporting the District as a Whole

Statement of Net Position and the Statement of Activities

While this document contains the large number of funds used by the District to provide programs and activities, the view of the District as a whole looks at all financial transactions and asks the question, "How did we do financially during fiscal year 2022?" The statement of net position and the statement of activities answer this question. These statements include *all assets, deferred outflows of resources, liabilities, deferred inflows of resources, revenues and expenses* using the *accrual basis of accounting* similar to the accounting used by most private-sector companies. This basis of accounting will take into account all of the current year's revenues and expenses regardless of when cash is received or paid.

These two statements report the District's *net position* and changes in net position. This change in net position is important because it tells the reader that, for the District as a whole, the *financial position* of the District has improved or diminished. The causes of this change may be the result of many factors, some financial, some not. Non-financial factors include the District's property tax base, current property tax laws in Ohio restricting revenue growth, facility conditions, required educational programs and other factors.

In the statement of net position and the statement of activities, the governmental activities include the District's programs and services, including instruction, support services, operation and maintenance of plant, pupil transportation, extracurricular activities, and food service operations. These services are primarily funded by property tax revenues, school district income tax and from intergovernmental revenues, including unrestricted state entitlements, federal and state grants and other shared revenues.

Reporting the District's Most Significant Funds

Fund Financial Statements

The analysis of the District's major governmental funds begins on page 14. Fund financial reports provide detailed information about the District's major funds. The District uses many funds to account for a multitude of financial transactions. However, these fund financial statements focus on the District's most significant funds. The District's major governmental funds are the general fund, the permanent improvement fund and the capital projects fund.

Governmental Funds

Most of the District's activities are reported in governmental funds, which focus on how money flows into and out of those funds and the balances left at year-end available for spending in future periods. These funds are reported using an accounting method called *modified accrual* accounting, which measures cash and all other *financial assets* that can readily be converted to cash. The governmental fund financial statements provide a detailed *short-term* view of the District's general government operations and the basic services it provides. Governmental fund information helps you determine whether there are more or fewer financial resources that can be spent in the near future to finance educational programs. The relationship (or differences) between governmental *activities* (reported in the statement of net position and the statement of activities) and governmental *funds* is reconciled in the basic financial statements.

Fiduciary Funds

The District is the trustee, or fiduciary, for its scholarship programs. This activity is presented as a private-purpose trust fund. The District also acts in a trustee capacity as an agent for individuals or other entities. These activities are reported in custodial funds. All of the District's fiduciary activities are reported in separate statements of fiduciary net position and changes in fiduciary net position. These activities are excluded from the District's other financial statements because the assets cannot be utilized by the District to finance its operations.

**RIVERSIDE LOCAL SCHOOL DISTRICT
LOGAN COUNTY**

MANAGEMENT'S DISCUSSION AND ANALYSIS
FOR THE FISCAL YEAR ENDED JUNE 30, 2022

Notes to the Basic Financial Statements

The notes provide additional information that is essential to a full understanding of the data provided in the government-wide and fund financial statements.

Required Supplemental Information

In addition to the basic financial statements and accompanying notes, this report also presents certain required supplementary information concerning the District's net pension liability and net OPEB liability and pension and OPEB contributions.

The District as a Whole

The table below provides a summary of the District's net position at June 30, 2022 and June 30, 2021.

	Net Position	
	Governmental Activities	Governmental Activities
	<u>2022</u>	<u>2021</u>
<u>Assets</u>		
Current and other assets	\$ 17,324,179	\$ 16,148,382
Net OPEB asset	553,421	436,452
Capital assets, net	<u>10,985,733</u>	<u>10,949,668</u>
Total assets	<u>28,863,333</u>	<u>27,534,502</u>
<u>Deferred Outflows of Resources</u>		
Pension	2,090,948	1,517,168
OPEB	<u>359,822</u>	<u>400,200</u>
Total deferred outflows of resources	<u>2,450,770</u>	<u>1,917,368</u>
<u>Liabilities</u>		
Current liabilities	788,481	722,971
Long-term liabilities:		
Due within one year	96,312	87,675
Due in more than one year:		
Net pension liability	4,680,551	8,279,514
OPEB liability	702,737	778,273
Other amounts	<u>435,957</u>	<u>528,338</u>
Total liabilities	<u>6,704,038</u>	<u>10,396,771</u>
<u>Deferred Inflows of Resources</u>		
Property taxes levied for next year	1,648,337	1,342,476
Pension	3,637,196	56,806
OPEB	<u>1,048,697</u>	<u>920,262</u>
Total deferred inflows of resources	<u>6,334,230</u>	<u>2,319,544</u>
<u>Net Position</u>		
Net investment in capital assets	10,902,984	10,843,389
Restricted	606,484	571,906
Unrestricted	<u>6,766,367</u>	<u>5,320,260</u>
Total net position	<u>\$ 18,275,835</u>	<u>\$ 16,735,555</u>

**RIVERSIDE LOCAL SCHOOL DISTRICT
LOGAN COUNTY**

MANAGEMENT'S DISCUSSION AND ANALYSIS
FOR THE FISCAL YEAR ENDED JUNE 30, 2022

The net pension liability (NPL) and the net OPEB liability (NOL) are the largest liabilities reported by the District at June 30, 2022 and are reported along with net OPEB asset pursuant to GASB Statement 68, "Accounting and Financial Reporting for Pensions—an Amendment of GASB Statement 27" and GASB Statement 75, "Accounting and Financial Reporting for Postemployment Benefits Other Than Pensions," which significantly revises accounting for costs and liabilities related to other postemployment benefits (OPEB). For reasons discussed below, many end users of this financial statement will gain a clearer understanding of the District's actual financial condition by adding deferred inflows related to pension and OPEB, the net pension liability and the net OPEB liability to the reported net position and subtracting deferred outflows related to pension and OPEB and net OPEB asset.

Governmental Accounting Standards Board standards are national and apply to all government financial reports prepared in accordance with generally accepted accounting principles. Prior accounting for pensions (GASB 27) and postemployment benefits (GASB 45) focused on a funding approach. This approach limited pension and OPEB costs to contributions annually required by law, which may or may not be sufficient to fully fund each plan's *net pension liability* or *net OPEB liability*. GASB 68 and GASB 75 take an earnings approach to pension and OPEB accounting; however, the nature of Ohio's statewide pension/OPEB plans and state law governing those systems requires additional explanation in order to properly understand the information presented in these statements.

GASB 68 and GASB 75 require the net pension liability and the net OPEB liability to equal the School District's proportionate share of each plan's collective:

1. Present value of estimated future pension/OPEB benefits attributable to active and inactive employees' past service.
2. Minus plan assets available to pay these benefits.

GASB notes that pension and OPEB obligations, whether funded or unfunded, are part of the "employment exchange" – that is, the employee is trading his or her labor in exchange for wages, benefits, and the promise of a future pension and other postemployment benefits. GASB noted that the unfunded portion of this promise is a present obligation of the government, part of a bargained-for benefit to the employee, and should accordingly be reported by the government as a liability since they received the benefit of the exchange. However, the District is not responsible for certain key factors affecting the balance of these liabilities. In Ohio, the employee shares the obligation of funding pension benefits with the employer. Both employer and employee contribution rates are capped by State statute. A change in these caps requires action of both Houses of the General Assembly and approval of the Governor. Benefit provisions are also determined by State statute. The Ohio revised Code permits, but does not require the retirement systems to provide healthcare to eligible benefit recipients. The retirement systems may allocate a portion of the employer contributions to provide for these OPEB benefits.

The employee enters the employment exchange with the knowledge that the employer's promise is limited not by contract but by law. The employer enters the exchange also knowing that there is a specific, legal limit to its contribution to the retirement system. In Ohio, there is no legal means to enforce the unfunded liability of the pension/OPEB plan *as against the public employer*. State law operates to mitigate/lessen the moral obligation of the public employer to the employee, because all parties enter the employment exchange with notice as to the law. The retirement system is responsible for the administration of the pension and OPEB plans.

Most long-term liabilities have set repayment schedules or, in the case of compensated absences (i.e. sick and vacation leave), are satisfied through paid time-off or termination payments. There is no repayment schedule for the net pension liability or the net OPEB liability. As explained above, changes in benefits, contribution rates, and return on investments affect the balance of these liabilities but are outside the control of the local government. In the event that contributions, investment returns, and other changes are insufficient to keep up with required payments, State statute does not assign/identify the responsible party for the unfunded portion. Due to the unique nature of how the net pension liability and the net OPEB liability are satisfied, these liabilities are separately identified within the long-term liability section of the statement of net position.

In accordance with GASB 68 and GASB 75, the District's statements prepared on an accrual basis of accounting include an annual pension expense and an annual OPEB expense for their proportionate share of each plan's *change* in net pension liability and net OPEB liability, respectively, not accounted for as deferred inflows/outflows.

**RIVERSIDE LOCAL SCHOOL DISTRICT
LOGAN COUNTY**

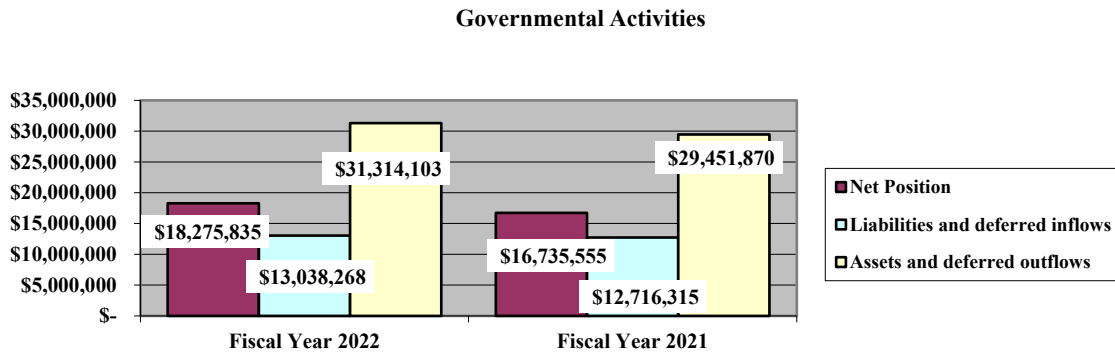
**MANAGEMENT’S DISCUSSION AND ANALYSIS
FOR THE FISCAL YEAR ENDED JUNE 30, 2022**

Over time, net position can serve as a useful indicator of a government’s financial position. At June 30, 2022, the District’s assets plus deferred outflows of resources exceeded liabilities plus deferred inflows of resources by \$18,275,835.

At year-end, capital assets represented 38.06% of total assets. Capital assets include land, construction in progress, land improvements, buildings and improvements, furniture, fixtures and equipment, vehicles, and intangible right to use assets. Capital assets, net of related debt to acquire the assets at June 30, 2022, were \$10,902,984. These capital assets are used to provide services to the students and are not available for future spending. Although the District’s investment in capital assets is reported net of related debt, it should be noted that the resources to repay the debt must be provided from other sources, since capital assets may not be used to liquidate these liabilities.

A portion of the District’s net position, \$606,484, represents resources that are subject to external restriction on how they may be used.

The graph below shows the District’s assets and deferred outflows of resources, liabilities and deferred inflows of resources, and net position at June 30, 2022 and 2021.



**RIVERSIDE LOCAL SCHOOL DISTRICT
LOGAN COUNTY**

**MANAGEMENT'S DISCUSSION AND ANALYSIS
FOR THE FISCAL YEAR ENDED JUNE 30, 2022**

The table below shows the change in net position for fiscal years 2022 and 2021.

	Change in Net Position	
	Governmental Activities 2022	Governmental Activities 2021
	Revenues	
Program revenues:		
Charges for services and sales	\$ 348,129	\$ 835,232
Operating grants and contributions	2,002,520	1,813,105
General revenues:		
Property taxes	1,816,724	1,899,372
School district income tax	1,191,245	1,249,765
Grants and entitlements	5,309,342	5,343,152
Investment earnings / change in investments	(12,168)	180,542
Miscellaneous	43,124	40,031
Total revenues	10,698,916	11,361,199

(continued)

Charges for services decreased \$487,103 or 58.32% primarily due to a decrease in charges for services related to tuition revenue. The decrease in tuition revenue is a result in changes to the State funding model. Operating grants and contributions increased \$189,415 or 10.45% primarily due to an increase in student wellness, elementary and secondary school emergency relief, coronavirus relief and Title IV-A grants. Property tax revenue decreased \$82,648 or 4.35% primarily due to a decrease in the amount of real estate revenues received during the fiscal year. School district income tax decreased \$58,520 or 4.68% primarily due to a decrease in the amount of income tax revenues received during the fiscal year 2022 compared to fiscal year 2021. Investment earnings and changes in investments decreased \$192,710 primarily due to fluctuations in the amount of interest earned during the current fiscal year, accrued interest on investments and changes in fair market value. Grants and entitlements decreased \$33,810 or 0.63% primarily due to a decrease in the amount of foundation revenue received by the District during fiscal year 2022 compared to fiscal year 2021.

**RIVERSIDE LOCAL SCHOOL DISTRICT
LOGAN COUNTY**

MANAGEMENT'S DISCUSSION AND ANALYSIS
FOR THE FISCAL YEAR ENDED JUNE 30, 2022

	Change in Net Position (continued)	
	Governmental Activities 2022	Governmental Activities 2021
	<u>Expenses</u>	
Program expenses:		
Instruction:		
Regular	\$ 3,381,218	\$ 4,468,716
Special	1,216,247	1,245,163
Vocational	13,754	14,062
Other	61,605	46,856
Support services:		
Pupil	488,069	590,553
Instructional staff	437,382	579,350
Board of education	13,601	13,824
Administration	760,618	716,436
Fiscal	334,181	341,836
Business	-	179
Operations and maintenance	984,995	1,048,218
Pupil transportation	481,404	435,100
Central	7,450	7,975
Operation of non-instructional services:		
Food service operations	397,857	371,348
Other non-instructional services	102,170	79,549
Extracurricular activities	473,306	491,727
Interest and fiscal charges	4,779	8,072
Total expenses	9,158,636	10,458,964
Change in net position	1,540,280	902,235
Net position at beginning of year	16,735,555	15,833,320
Net position at end of year	\$ 18,275,835	\$ 16,735,555

**RIVERSIDE LOCAL SCHOOL DISTRICT
LOGAN COUNTY**

**MANAGEMENT'S DISCUSSION AND ANALYSIS
FOR THE FISCAL YEAR ENDED JUNE 30, 2022**

Governmental Activities

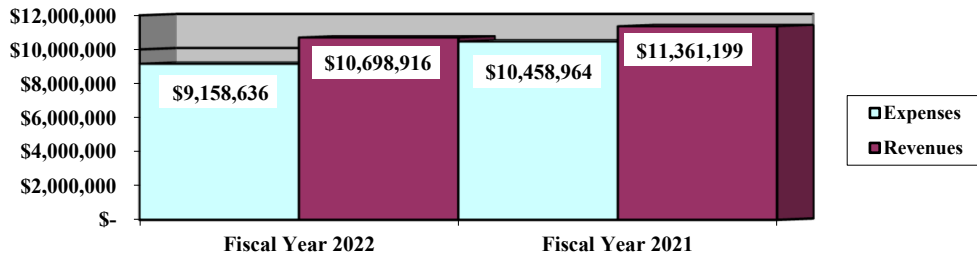
Net position of the District's governmental activities increased \$1,540,280. Total governmental expenses of \$9,158,636 were offset by program revenues of \$2,350,649 and general revenues of \$8,348,267. Program revenues supported 25.67% of the total governmental expenses.

The primary sources of revenue for governmental activities are derived from property taxes, income taxes and grants and entitlements. These revenue sources represent 77.74% of total governmental revenue.

The largest expense of the District is for instructional programs. Instruction expenses totaled \$4,672,824 or 51.02% of total governmental expenses for fiscal year 2022.

The graph below presents the District's governmental activities revenues and expenses for fiscal years 2022 and 2021.

Governmental Activities - Revenues and Expenses



**RIVERSIDE LOCAL SCHOOL DISTRICT
LOGAN COUNTY**

**MANAGEMENT'S DISCUSSION AND ANALYSIS
FOR THE FISCAL YEAR ENDED JUNE 30, 2022**

The statement of activities shows the cost of program services and the charges for services and sales and grants offsetting those services. The following table shows, for governmental activities, the total cost of services and the net cost of services for fiscal years 2022 and 2021. That is, it identifies the cost of these services supported by tax revenue and unrestricted State grants and entitlements.

	Governmental Activities			
	Total Cost of Services	Net Cost of Services	Total Cost of Services	Net Cost of Services
	<u>2022</u>	<u>2022</u>	<u>2021</u>	<u>2021</u>
Program expenses				
Instruction:				
Regular	\$ 3,381,218	\$ 2,955,439	\$ 4,468,716	\$ 3,337,003
Special	1,216,247	490,663	1,245,163	643,483
Vocational	13,754	13,754	14,062	6,221
Other	61,605	33,701	46,856	41,294
Support services:				
Pupil	488,069	259,890	590,553	386,618
Instructional staff	437,382	334,991	579,350	456,215
Board of education	13,601	13,601	13,824	13,824
Administration	760,618	760,618	716,436	716,436
Fiscal	334,181	334,181	341,836	341,836
Business	-	-	179	179
Operations and maintenance	984,995	807,009	1,048,218	939,728
Pupil transportation	481,404	443,473	435,100	411,223
Central	7,450	7,450	7,975	7,975
Operation of non-instructional services:				
Food service operations	397,857	(42,366)	371,348	59,593
Other non-instructional services	102,170	92,782	79,549	40,984
Extracurricular activities	473,306	298,022	491,727	399,943
Interest and fiscal charges	4,779	4,779	8,072	8,072
Total expenses	<u>\$ 9,158,636</u>	<u>\$ 6,807,987</u>	<u>\$ 10,458,964</u>	<u>\$ 7,810,627</u>

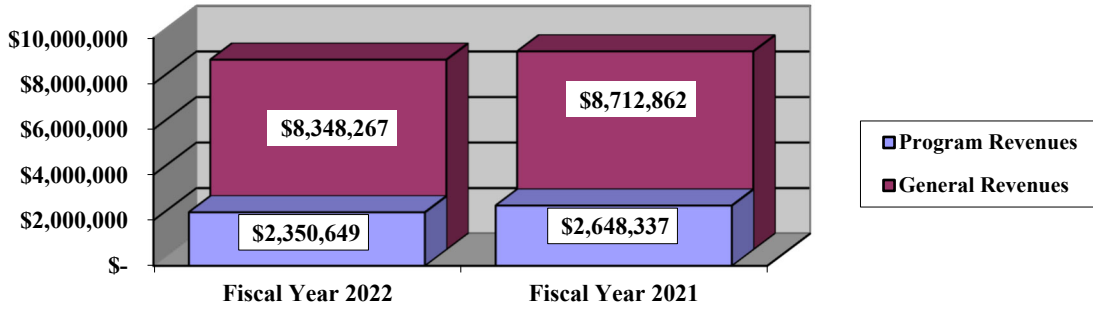
The dependence upon tax and other general revenues for governmental activities is apparent; most of instruction activities are supported through taxes and other general revenues. For all governmental activities, general revenue support is 74.33%. The District's taxpayers and unrestricted grants and entitlements from the State of Ohio are by far the primary support for District's students.

**RIVERSIDE LOCAL SCHOOL DISTRICT
LOGAN COUNTY**

MANAGEMENT'S DISCUSSION AND ANALYSIS
FOR THE FISCAL YEAR ENDED JUNE 30, 2022

The graph below presents the District's governmental activities revenues for fiscal year 2022 and 2021.

Governmental Activities - General and Program Revenues



The District's Funds

The District's governmental funds reported a combined fund balance of \$14,669,117, which is higher than last year's balance of \$13,844,243. The schedule below indicates the fund balance and the total change in fund balance as of June 30, 2022 and 2021.

	Fund Balance (deficit) <u>June 30, 2022</u>	Fund Balance (deficit) <u>June 30, 2021</u>	Increase (Decrease)	Percentage Change
General	\$ 11,533,326	\$ 13,160,607	\$ (1,627,281)	(12.36) %
Permanent improvement	(275,797)	(210,986)	(64,811)	(30.72) %
Capital projects	2,800,000	311,943	2,488,057	797.60 %
Other Governmental	<u>611,588</u>	<u>582,679</u>	<u>28,909</u>	4.96 %
Total	<u>\$ 14,669,117</u>	<u>\$ 13,844,243</u>	<u>\$ 824,874</u>	5.96 %

**RIVERSIDE LOCAL SCHOOL DISTRICT
LOGAN COUNTY**

MANAGEMENT'S DISCUSSION AND ANALYSIS
FOR THE FISCAL YEAR ENDED JUNE 30, 2022

General Fund

The general fund's fund balance decreased \$1,627,281 from a balance of \$13,160,607 to \$11,533,326. The table that follows assists in illustrating the financial activities and fund balance of the general fund.

	<u>2022</u> <u>Amount</u>	<u>2021</u> <u>Amount</u>	<u>Increase/</u> <u>(Decrease)</u>	<u>Percentage</u> <u>Change</u>
<u>Revenues</u>				
Taxes	\$ 2,812,262	\$ 2,868,093	\$ (55,831)	(1.95) %
Tuition	129,972	698,009	(568,037)	(81.38) %
Earnings on investments / change in investments	(15,387)	185,782	(201,169)	(108.28) %
Intergovernmental	5,835,997	5,601,586	234,411	4.18 %
Other revenues	<u>44,324</u>	<u>40,031</u>	<u>4,293</u>	10.72 %
 Total	 <u>\$ 8,807,168</u>	 <u>\$ 9,393,501</u>	 <u>\$ (586,333)</u>	 (6.24) %
<u>Expenditures</u>				
Instruction	\$ 4,270,627	\$ 4,509,851	\$ (239,224)	(5.30) %
Support Services	3,249,135	2,932,095	317,040	10.81 %
Non-instructional services	103,664	63,960	39,704	62.08 %
Extracurricular activities	252,412	289,468	(37,056)	(12.80) %
Capital outlay	-	96,181	(96,181)	(100.00) %
Debt Service	<u>28,309</u>	<u>58,412</u>	<u>(30,103)</u>	(51.54) %
 Total	 <u>\$ 7,904,147</u>	 <u>\$ 7,949,967</u>	 <u>\$ (45,820)</u>	 (0.58) %

Overall revenues of the general fund decreased \$586,333 or 6.24%. Tax revenue decreased \$55,831 or 1.95% primarily due to an increase in the amount of real estate tax revenues received during the fiscal year. Earnings on investments decreased \$201,169 primarily due to fluctuations in the amount of interest earned during the current fiscal year, accrued interest on investments and changes in fair market value. Tuition revenue decreased \$568,037 primarily due to changes to the State funding model.

Overall expenditures of the general fund decreased \$45,820 or 0.58%. This decrease is mainly attributable to a decrease in instruction services. Instruction services expenditures decreased during the current fiscal year due to a decrease in personnel costs. Capital outlay and debt service expenditures decreased during the current fiscal year due to a new capital lease agreement in the prior fiscal year and no new corresponding debt in the current year. The District received ARP ESSER funds in 2022 that was used for instructional expenses. This additional funding in the nonmajor special revenue funds allowed the District to reduce expenditures in the general fund.

Permanent Improvement Fund

The permanent improvement fund had \$251,662 in revenues and other financing sources and \$316,473 in expenditures. During fiscal year 2022, the permanent improvement fund's fund balance decreased \$64,811 from a deficit of \$210,986 to a deficit balance of \$275,797.

Capital Projects Fund

The capital projects fund had other financing sources of \$2,500,000 and \$11,943 in expenditures and other financing uses. During fiscal year 2022, the capital projects fund's fund balance increased \$2,488,057 from a balance of \$311,943 to a balance of \$2,800,000.

**RIVERSIDE LOCAL SCHOOL DISTRICT
LOGAN COUNTY**

MANAGEMENT'S DISCUSSION AND ANALYSIS
FOR THE FISCAL YEAR ENDED JUNE 30, 2022

General Fund Budgeting Highlights

The District's budget is prepared according to Ohio law and is based on accounting for certain transactions on a basis of cash receipts, disbursements and encumbrances. The most significant budgeted fund is the general fund.

For the general fund, original and final budgeted revenues and other financing sources were \$8,599,046 and \$8,953,889, respectively. Actual revenues and other financing sources for fiscal year 2022 were \$8,958,120, which is higher than the final budgeted amounts by \$4,231.

General fund final appropriations (appropriated expenditures plus other financing uses) were \$10,966,257, which was \$2,886,413 higher than the original budgeted appropriations estimate. The actual budget basis expenditures and other financing uses for fiscal year 2022 totaled \$10,579,458, which was \$386,799 less than the final budget appropriations.

Capital Assets and Debt Administration

Capital Assets

At the end of fiscal year 2022, the District had \$10,985,733 invested in land, construction in progress, land improvements, buildings and improvements, furniture, fixtures and equipment, vehicles, and intangible right to use assets. This entire amount is reported in governmental activities. The following table shows June 30, 2022 balances compared to June 30, 2021:

**Capital Assets at June 30
(Net of Depreciation)**

	Governmental Activities	
	June 30, 2022	June 30, 2021
Land	\$ 11,423	\$ 11,423
Construction in progress	135,284	-
Land improvements	452,821	519,416
Buildings and improvements	8,995,759	9,229,230
Intangible right to use leased equipment	87,872	112,978
Furniture, fixtures and equipment	867,281	712,863
Vehicles	435,293	363,758
Total	\$ 10,985,733	\$ 10,949,668

The overall increase in capital assets is due to capital outlays of \$668,062 exceeding depreciation expense of \$631,997 and net disposals of \$0 in the current period.

See Note 9 to the basic financial statements for additional information on the District's capital assets.

**RIVERSIDE LOCAL SCHOOL DISTRICT
LOGAN COUNTY**

**MANAGEMENT'S DISCUSSION AND ANALYSIS
FOR THE FISCAL YEAR ENDED JUNE 30, 2022**

Debt Administration

At June 30, 2022, the District had \$82,749 in lease obligations outstanding. Of this total, \$24,733 is due within one year and \$58,016 is due in more than one year. The following table summarizes the bonds outstanding.

Outstanding Debt, at Fiscal Year End

	Governmental Activities <u>2022</u>	Governmental Activities <u>2021</u>
Lease Payable	\$ <u>82,749</u>	\$ <u>106,279</u>

At June 30, 2022, the District's overall legal debt margin was \$7,571,777, and an unvoted debt margin of \$84,131.

See Note 10 to the basic financial statements for additional information on the District's debt administration.

Current Financial Related Activities

The District strives to be great stewards of public dollars received and continues the process of updating the facilities in accordance with its capital spending plan, as the building is 20 years old. Continued support by the community has also enabled the School Board to waive all academic and athletic fees since fiscal year 2017, offering every student an opportunity to thrive.

The administration continues to try to balance education needs and community interests with the resources made available. The challenge for all districts is to provide quality services to the public while staying within the restrictions imposed by limited and changing funding. Current operating trends indicate, that with careful oversight, the District will have at least two months of operating cash on hand and be financially solvent for the foreseeable future.

Contacting the District's Financial Management

This financial report is designed to provide our citizens, taxpayers, investors and creditors with a general overview of the District's finances and to show the District's accountability for the money it receives. If you have questions about this report or need additional financial information contact: Ronnie Fitchpatrick CPA, Treasurer/CFO, Riverside Local School District, 2096 CR 24 S, DeGraff, Ohio 43318.

**RIVERSIDE LOCAL SCHOOL DISTRICT
LOGAN COUNTY, OHIO**

STATEMENT OF NET POSITION
JUNE 30, 2022

	Governmental Activities
Assets:	
Equity in pooled cash and cash equivalents	\$ 14,429,941
Receivables:	
Property taxes	2,173,742
Income taxes	466,400
Accounts	7,922
Accrued interest	27,401
Intergovernmental	196,395
Prepayments	15,929
Materials and supplies inventory	6,449
Net OPEB asset	553,421
Capital assets:	
Nondepreciable capital assets	146,707
Depreciable capital assets, net	10,839,026
Capital assets, net	10,985,733
Total assets	28,863,333
Deferred outflows of resources:	
Pension	2,090,948
OPEB	359,822
Total deferred outflows of resources	2,450,770
Liabilities:	
Accounts payable	36,263
Accrued wages and benefits payable	587,219
Intergovernmental payable	20,021
Pension obligation payable	144,978
Long-term liabilities:	
Due within one year	96,312
Due in more than one year:	
Net pension liability	4,680,551
Net OPEB liability	702,737
Other amounts due in more than one year	435,957
Total liabilities	6,704,038
Deferred inflows of resources:	
Property taxes levied for the next fiscal year	1,648,337
Pension	3,637,196
OPEB	1,048,697
Total deferred inflows of resources	6,334,230
Net position:	
Net investment in capital assets	10,902,984
Restricted for:	
Classroom facilities maintenance	71,887
State funded programs	82,706
Federally funded programs	3,914
Food service operations	106,152
Extracurricular	110,872
Other purposes	230,953
Unrestricted	6,766,367
Total net position	\$ 18,275,835

SEE ACCOMPANYING NOTES TO THE BASIC FINANCIAL STATEMENTS

**RIVERSIDE LOCAL SCHOOL DISTRICT
LOGAN COUNTY, OHIO**

STATEMENT OF ACTIVITIES
FOR THE FISCAL YEAR ENDED JUNE 30, 2022

		Program Revenues		Net (Expense) Revenue and Changes in Net Position
	Expenses	Charges for Services and Sales	Operating Grants and Contributions	Governmental Activities
Governmental activities:				
Instruction:				
Regular	\$ 3,381,218	\$ 27,036	398,743	\$ (2,955,439)
Special	1,216,247	102,519	623,065	(490,663)
Vocational	13,754	-	-	(13,754)
Other	61,605	-	27,904	(33,701)
Support services:				
Pupil	488,069	-	228,179	(259,890)
Instructional staff	437,382	-	102,391	(334,991)
Board of education	13,601	-	-	(13,601)
Administration	760,618	-	-	(760,618)
Fiscal	334,181	-	-	(334,181)
Operations and maintenance	984,995	500	177,486	(807,009)
Pupil transportation	481,404	-	37,931	(443,473)
Central	7,450	-	-	(7,450)
Operation of non-instructional services:				
Food service operations	397,857	50,878	389,345	42,366
Other non-instructional services	102,170	-	9,388	(92,782)
Extracurricular activities	473,306	167,196	8,088	(298,022)
Interest and fiscal charges	4,779	-	-	(4,779)
Totals	\$ 9,158,636	\$ 348,129	\$ 2,002,520	(6,807,987)
General revenues:				
Property taxes levied for:				
General purposes				1,593,387
Capital outlay				201,212
Special revenue				22,125
Income taxes levied for:				
General purposes				1,191,245
Grants and entitlements not restricted to specific programs				5,309,342
Investment earnings				236,023
Decrease in fair value of investments				(248,191)
Miscellaneous				43,124
Total general revenues				8,348,267
Change in net position				1,540,280
Net position at beginning of year				16,735,555
Net position at end of year				\$ 18,275,835

SEE ACCOMPANYING NOTES TO THE BASIC FINANCIAL STATEMENTS

**RIVERSIDE LOCAL SCHOOL DISTRICT
LOGAN COUNTY, OHIO**

BALANCE SHEET
GOVERNMENTAL FUNDS
JUNE 30, 2022

	<u>General</u>	<u>Permanent Improvement</u>	<u>Capital Projects</u>	<u>Nonmajor Governmental Funds</u>	<u>Total Governmental Funds</u>
Assets:					
Equity in pooled cash and cash equivalents	\$ 10,654,873	\$ 330,061	\$ 2,800,000	\$ 645,007	\$ 14,429,941
Receivables:					
Property taxes	1,895,971	251,676	-	26,095	2,173,742
Income taxes	466,400	-	-	-	466,400
Accounts	7,121	-	-	801	7,922
Accrued interest	27,401	-	-	-	27,401
Intergovernmental	2,362	-	-	194,033	196,395
Prepayments	15,929	-	-	-	15,929
Materials and supplies inventory	6,449	-	-	-	6,449
Due from other funds	148,878	-	-	-	148,878
Loans receivable	650,000	-	-	-	650,000
Total assets	<u>\$ 13,875,384</u>	<u>\$ 581,737</u>	<u>\$ 2,800,000</u>	<u>\$ 865,936</u>	<u>\$ 18,123,057</u>
Liabilities:					
Accounts payable	\$ 33,574	\$ -	\$ -	\$ 2,689	\$ 36,263
Accrued wages and benefits payable	529,825	-	-	57,394	587,219
Compensated absences payable	3,151	-	-	-	3,151
Intergovernmental payable	19,304	-	-	717	20,021
Pension obligation payable	126,873	-	-	18,105	144,978
Due to other funds	-	-	-	148,878	148,878
Loans payable	-	650,000	-	-	650,000
Total liabilities	<u>712,727</u>	<u>650,000</u>	<u>-</u>	<u>227,783</u>	<u>1,590,510</u>
Deferred inflows of resources:					
Property taxes levied for the next fiscal year	1,430,354	193,358	-	24,625	1,648,337
Delinquent property tax revenue not available	106,791	14,176	-	1,470	122,437
Income tax revenue not available	74,669	-	-	-	74,669
Intergovernmental revenue not available	-	-	-	470	470
Accrued interest not available	17,517	-	-	-	17,517
Total deferred inflows of resources	<u>1,629,331</u>	<u>207,534</u>	<u>-</u>	<u>26,565</u>	<u>1,863,430</u>
Fund balances:					
Nonspendable:					
Materials and supplies inventory	6,449	-	-	-	6,449
Prepays	15,929	-	-	-	15,929
Long-term loans	650,000	-	-	-	650,000
Restricted:					
Classroom facilities maintenance	-	-	-	70,417	70,417
Food service operations	-	-	-	113,196	113,196
State funded programs	-	-	-	82,706	82,706
Federally funded programs	-	-	-	3,914	3,914
Extracurricular	-	-	-	110,872	110,872
Scholarships	-	-	-	230,953	230,953
Committed:					
Capital improvements	-	-	2,800,000	-	2,800,000
Termination benefits	139,090	-	-	-	139,090
Assigned:					
Student instruction	21,679	-	-	-	21,679
Student and staff support	194,856	-	-	-	194,856
Other purposes	1,079	-	-	-	1,079
Unassigned (deficit)	<u>10,504,244</u>	<u>(275,797)</u>	<u>-</u>	<u>(470)</u>	<u>10,227,977</u>
Total fund balances	<u>11,533,326</u>	<u>(275,797)</u>	<u>2,800,000</u>	<u>611,588</u>	<u>14,669,117</u>
Total liabilities, deferred inflows and fund balances	<u>\$ 13,875,384</u>	<u>\$ 581,737</u>	<u>\$ 2,800,000</u>	<u>\$ 865,936</u>	<u>\$ 18,123,057</u>

SEE ACCOMPANYING NOTES TO THE BASIC FINANCIAL STATEMENTS

**RIVERSIDE LOCAL SCHOOL DISTRICT
LOGAN COUNTY, OHIO**

RECONCILIATION OF TOTAL GOVERNMENTAL FUND BALANCES TO
NET POSITION OF GOVERNMENTAL ACTIVITIES
JUNE 30, 2022

Total governmental fund balances		\$	14,669,117
<i>Amounts reported for governmental activities on the statement of net position are different because:</i>			
Capital assets used in governmental activities are not financial resources and therefore are not reported in the funds.			10,985,733
Other long-term assets are not available to pay for current-period expenditures and therefore are deferred inflows in the funds.			
Property taxes receivable	\$	122,437	
Income taxes receivable		74,669	
Accrued interest receivable		17,517	
Intergovernmental receivable		470	
Total		215,093	215,093
The net pension/OPEB assets & liabilities are not due and payable in the current period; therefore, the assets, liabilities and related deferred inflows/outflows are not reported in governmental funds.			
Deferred outflows - pension		2,090,948	
Deferred inflows - pension		(3,637,196)	
Net pension liability		(4,680,551)	
Deferred outflows - OPEB		359,822	
Deferred inflows - OPEB		(1,048,697)	
Net OPEB asset		553,421	
Net OPEB liability		(702,737)	
Total		(7,064,990)	(7,064,990)
Long-term liabilities, including bonds payable, are not due and payable in the current period and therefore are not reported in the funds.			
Capital lease obligations		(82,749)	
Compensated absences		(446,369)	
Total		(529,118)	(529,118)
Net position of governmental activities		\$	18,275,835

SEE ACCOMPANYING NOTES TO THE BASIC FINANCIAL STATEMENTS

**RIVERSIDE LOCAL SCHOOL DISTRICT
LOGAN COUNTY, OHIO**

STATEMENT OF REVENUES, EXPENDITURES AND CHANGES IN FUND BALANCES
GOVERNMENTAL FUNDS
FOR THE FISCAL YEAR ENDED JUNE 30, 2022

	<u>General</u>	<u>Permanent Improvement</u>	<u>Capital Projects</u>	<u>Nonmajor Governmental Funds</u>	<u>Total Governmental Funds</u>
Revenues:					
Property taxes	\$ 1,587,790	\$ 200,720	\$ -	\$ 22,275	\$ 1,810,785
Income taxes	1,224,472	-	-	-	1,224,472
Intergovernmental	5,835,997	30,442	-	1,427,119	7,293,558
Investment earnings	232,804	-	-	6,073	238,877
Tuition and fees	129,972	-	-	-	129,972
Extracurricular	700	-	-	166,079	166,779
Rental income	500	-	-	-	500
Charges for services	-	-	-	50,878	50,878
Contributions and donations	70	-	-	8,150	8,220
Miscellaneous	43,054	-	-	3,611	46,665
Decrease in fair value of investments	(248,191)	-	-	-	(248,191)
Total revenues	<u>8,807,168</u>	<u>231,162</u>	<u>-</u>	<u>1,684,185</u>	<u>10,722,515</u>
Expenditures:					
Current:					
Instruction:					
Regular	3,228,633	12,513	-	401,558	3,642,704
Special	1,002,334	-	-	292,757	1,295,091
Other	39,660	-	-	27,904	67,564
Support services:					
Pupil	435,389	-	-	89,237	524,626
Instructional staff	326,401	-	-	109,948	436,349
Board of education	14,293	-	-	-	14,293
Administration	808,220	-	-	-	808,220
Fiscal	341,122	5,347	-	551	347,020
Operations and maintenance	834,890	176,186	-	209,345	1,220,421
Pupil transportation	481,370	122,427	-	-	603,797
Central	7,450	-	-	-	7,450
Operation of non-instructional services:					
Food service operations	-	-	-	383,390	383,390
Other non-instructional services	103,664	-	-	8,825	112,489
Extracurricular activities	252,412	-	-	181,761	434,173
Facilities acquisition and construction	-	-	1,100	-	1,100
Debt service:					
Principal retirement	23,530	-	-	-	23,530
Interest and fiscal charges	4,779	-	-	-	4,779
Total expenditures	<u>7,904,147</u>	<u>316,473</u>	<u>1,100</u>	<u>1,705,276</u>	<u>9,926,996</u>
Excess of revenues over (under) expenditures	<u>903,021</u>	<u>(85,311)</u>	<u>(1,100)</u>	<u>(21,091)</u>	<u>795,519</u>
Other financing sources (uses):					
Sale/loss of assets	8,855	20,500	-	-	29,355
Transfers in	10,843	-	2,500,000	50,000	2,560,843
Transfers (out)	(2,550,000)	-	(10,843)	-	(2,560,843)
Total other financing sources (uses)	<u>(2,530,302)</u>	<u>20,500</u>	<u>2,489,157</u>	<u>50,000</u>	<u>29,355</u>
Net change in fund balances	(1,627,281)	(64,811)	2,488,057	28,909	824,874
Fund balances (deficit) at beginning of year	<u>13,160,607</u>	<u>(210,986)</u>	<u>311,943</u>	<u>582,679</u>	<u>13,844,243</u>
Fund balances (deficit) at end of year	<u>\$ 11,533,326</u>	<u>\$ (275,797)</u>	<u>\$ 2,800,000</u>	<u>\$ 611,588</u>	<u>\$ 14,669,117</u>

SEE ACCOMPANYING NOTES TO THE BASIC FINANCIAL STATEMENTS

**RIVERSIDE LOCAL SCHOOL DISTRICT
LOGAN COUNTY, OHIO**

RECONCILIATION OF THE STATEMENT OF REVENUES, EXPENDITURES
AND CHANGES IN FUND BALANCES OF GOVERNMENTAL FUNDS
TO THE STATEMENT OF ACTIVITIES
FOR THE FISCAL YEAR ENDED JUNE 30, 2022

Net change in fund balances - total governmental funds	\$	824,874
<i>Amounts reported for governmental activities in the statement of activities are different because:</i>		
Governmental funds report capital outlays as expenditures. However, in the statement of activities, the cost of those assets is allocated over their estimated useful lives as depreciation expense. This is the amount by which capital outlay exceeded depreciation in the current period.		
Capital asset additions	\$ 668,062	
Current year depreciation	(631,997)	
Total		36,065
Revenues in the statement of activities that do not provide current financial resources are not reported as revenues in the funds.		
Property taxes	5,939	
Income taxes	(33,227)	
Earnings on investments	3,219	
Intergovernmental	470	
Total		(23,599)
Repayment of bond and capital lease principal is an expenditure in the governmental funds, but the repayment reduces long-term liabilities on the statement of net position.		
		23,530
Contractually required contributions are reported as expenditures in governmental funds; however, the statement of net position reports these amounts as deferred outflows.		
Pension	690,391	
OPEB	24,743	
Total		715,134
Except for amounts reported as deferred inflows/outflows, changes in the net pension/OPEB liability/asset are reported as pension/OPEB expense in the statement of activities.		
Pension	(98,038)	
OPEB	(1,051)	
Total		(99,089)
Some expenses reported in the statement of activities, such as compensated absences, do not require the use of current financial resources and therefore are not reported as expenditures in governmental funds.		
		63,365
Change in net position of governmental activities	\$	1,540,280

SEE ACCOMPANYING NOTES TO THE BASIC FINANCIAL STATEMENTS

**RIVERSIDE LOCAL SCHOOL DISTRICT
LOGAN COUNTY, OHIO**

STATEMENT OF REVENUES, EXPENDITURES AND CHANGES IN
FUND BALANCE - BUDGET AND ACTUAL (NON-GAAP BUDGETARY BASIS)
GENERAL FUND
FOR THE FISCAL YEAR ENDED JUNE 30, 2022

	<u>Budgeted Amounts</u>			Variance with Final Budget Positive (Negative)
	<u>Original</u>	<u>Final</u>	<u>Actual</u>	
Revenues:				
Property taxes	\$ 1,533,813	\$ 1,555,813	\$ 1,555,763	\$ (50)
Income taxes	1,196,855	1,134,855	1,134,200	(655)
Intergovernmental	5,581,828	5,851,328	5,852,740	1,412
Investment earnings	233,000	233,000	235,117	2,117
Tuition and fees	48,550	129,050	129,555	505
Rental income	-	-	500	500
Miscellaneous	-	31,500	31,927	427
Total revenues	<u>8,594,046</u>	<u>8,935,546</u>	<u>8,939,802</u>	<u>4,256</u>
Expenditures:				
Current:				
Instruction:				
Regular	2,367,959	3,252,301	3,211,678	40,623
Special	856,507	1,162,483	996,214	166,269
Other	28,736	39,002	39,560	(558)
Support services:				
Pupil	341,269	463,182	430,704	32,478
Instructional staff	297,847	404,249	365,958	38,291
Board of education	13,691	18,582	16,580	2,002
Administration	599,728	813,973	807,891	6,082
Fiscal	268,060	363,821	339,209	24,612
Operations and maintenance	734,031	996,253	939,241	57,012
Pupil transportation	333,845	453,107	482,070	(28,963)
Central	14,736	20,000	7,450	12,550
Operation of non-instructional services:				
Other non-instructional services	75,237	102,114	102,863	(749)
Extracurricular activities	218,371	296,381	261,731	34,650
Debt service:				
Principal	40,867	23,530	23,530	-
Interest and fiscal charges	8,300	4,779	4,779	-
Total expenditures	<u>6,199,184</u>	<u>8,413,757</u>	<u>8,029,458</u>	<u>384,299</u>
Excess (deficiency) of revenues over (under) expenditures	<u>2,394,862</u>	<u>521,789</u>	<u>910,344</u>	<u>388,555</u>
Other financing sources (uses):				
Transfers in	-	10,843	10,843	-
Transfers (out)	(1,878,818)	(2,550,000)	(2,550,000)	-
Other uses	(1,842)	(2,500)	-	2,500
Sale of capital assets	5,000	7,500	7,475	(25)
Total other financing sources (uses)	<u>(1,875,660)</u>	<u>(2,534,157)</u>	<u>(2,531,682)</u>	<u>2,475</u>
Net change in fund balance	519,202	(2,012,368)	(1,621,338)	391,030
Fund balance at beginning of year	12,016,588	12,016,588	12,016,588	-
Prior year encumbrances appropriated	79,355	79,355	79,355	-
Fund balance at end of year	<u>\$ 12,615,145</u>	<u>\$ 10,083,575</u>	<u>\$ 10,474,605</u>	<u>\$ 391,030</u>

SEE ACCOMPANYING NOTES TO THE BASIC FINANCIAL STATEMENTS

**RIVERSIDE LOCAL SCHOOL DISTRICT
LOGAN COUNTY, OHIO**

STATEMENT OF CHANGES IN FIDUCIARY NET POSITION
FIDUCIARY FUNDS
FOR THE FISCAL YEAR ENDED JUNE 30, 2022

	<u>Custodial</u>
Additions:	
Contributions and donations	<u>3,200</u>
Total additions	<u>3,200</u>
Deductions:	
Scholarships awarded	<u>3,200</u>
Total deductions	<u>3,200</u>
Change in net position	-
Net position at beginning of year	<u>-</u>
Net position at end of year	<u>\$ -</u>

SEE ACCOMPANYING NOTES TO THE BASIC FINANCIAL STATEMENTS

**RIVERSIDE LOCAL SCHOOL DISTRICT
LOGAN COUNTY**

NOTES TO THE BASIC FINANCIAL STATEMENTS
FOR THE FISCAL YEAR ENDED JUNE 30, 2022

NOTE 1 - DESCRIPTION OF THE SCHOOL DISTRICT

The Riverside Local School District (the “District”) is a body politic and corporate established for the purpose of exercising the rights and the privileges conveyed to it by the constitution and laws of the State of Ohio. The District is a local school district as defined by Section 3311.03 of the Ohio Revised Code. The District operates under an elected Board of Education (5 members) and is responsible for the provision of public education to residents of the District. The Board oversees the operations of the District’s instructional/support facility staffed by 40 non-certified and 55 certified full-time teaching personnel who provide services to 538 students and other community members.

NOTE 2 - SUMMARY OF SIGNIFICANT ACCOUNTING POLICIES

The basic financial statements of the District have been prepared in conformity with accounting principles generally accepted in the United States of America (GAAP) as applied to governmental units. The Governmental Accounting Standards Board (GASB) is the accepted standard-setting body for establishing governmental accounting and financial reporting principles. The District’s significant accounting policies are described below.

A. Reporting Entity

The reporting entity has been defined in accordance with GASB Statement No. 14, “The Financial Reporting Entity” as amended by GASB Statement No. 39, “Determining Whether Certain Organizations Are Component Units” and GASB Statement No. 61, “The Financial Reporting Entity: Omnibus an Amendment of GASB Statements No. 14 and No. 34”. The reporting entity is composed of the primary government and component units. The primary government consists of all funds, departments, boards and agencies that are not legally separate from the District. For the District, this includes general operations, food service, and student related activities of the District.

Component units are legally separate organizations for which the District is financially accountable. The District is financially accountable for an organization if the District appoints a voting majority of the organization’s Governing Board and (1) the District is able to significantly influence the programs or services performed or provided by the organization; or (2) the District is legally entitled to or can otherwise access the organization’s resources; or (3) the District is legally obligated or has otherwise assumed the responsibility to finance the deficits of, or provide financial support to, the organization; or (4) the District is obligated for the debt of the organization. Component units may also include organizations that are fiscally dependent on the District in that the District approves the budget, the issuance of debt or the levying of taxes. Certain organizations are also included as component units if the nature and significance of the relationship between the primary government and the organization is such that exclusion by the primary government would render the primary government’s financial statements incomplete or misleading. Based upon the application of these criteria, the District has no component units. The basic financial statements of the reporting entity include only those of the District (the primary government).

The following organizations are described due to their relationship to the District:

GROUP PURCHASING POOLS

Workers’ Compensation Group Rating Program

The District participates in the Bureau of Workers’ Compensation Retrospective Rating Plan. See Note 12.C. for further details on this alternative rating plan.

**RIVERSIDE LOCAL SCHOOL DISTRICT
LOGAN COUNTY**

NOTES TO THE BASIC FINANCIAL STATEMENTS
FOR THE FISCAL YEAR ENDED JUNE 30, 2022

NOTE 2 - SUMMARY OF SIGNIFICANT ACCOUNTING POLICIES - (Continued)

Southwestern Ohio Educational Purchasing Council

The District participates in the Southwestern Ohio Educational Purchasing Council (SOEPC), and insurance purchasing pool established under Section 2744.081 of the Ohio Revised Code. SOEPC is an incorporated nonprofit association of its members which enables the participants to provide for a formalized joint insurance purchasing program for maintaining adequate insurance protection and provides risk management programs and other administrative services. SOEPC's business and affairs are conducted by a board consisting of seven school administrators, who are elected by the membership each year.

In addition the cooperative hires attorneys, auditor's and actuaries to assist in running the day to day program. Gallagher is responsible for the insurance program administration. JWF Specialty Company is responsible for processing claims between SOEPC and its members. Financial information can be obtained from Mr. Ken Swink, Southwestern Ohio Educational Purchasing Council Director.

Ohio School Plan

The Ohio School Plan (the "Plan") is a shared liability, property and fleet insurance risk pool which is governed by a Board of thirteen school superintendents, business managers and treasurers. Harcum-Schuett, the insurance agency, has one board seat. OSBA, BASA and OASBO executive directors serve as ex-officio members. 450 educational entities are served by the Plan. The Plan's board elects officers for one year terms to serve as the Board of Directors. The assembly exercises control over the operation of the plan. All Plan revenues are generated from charges for services. For more information, write to the Ohio School Plan, Hylant Administrative Services, LLC., 811 Madison Avenue, P.O. Box 2083, Toledo, Ohio 43603-2083.

JOINTLY GOVERNED ORGANIZATIONS

Western Ohio Computer Organization

The District is a participant in the Western Ohio Computer Organization (WOCO). WOCO is a council of governments established for the purpose of exercising the rights and privileges conveyed to it by the constitution and laws of the state of Ohio, and is composed of 26 school districts, 3 educational service centers, 2 parochial schools, 2 career centers and 4 community schools. It was formed for the purpose of applying modern technology with the aid of computers and other electronic equipment to the administrative and instructional functions of member districts. The Organization is governed by a Board of Directors consisting of 14 members: two Superintendents from each county that is represented, one treasurer representative, a student services representative, one city school representative and non-voting independent district representative. The degree of control exercised by any participating member is limited to its representation on the Board. Financial information can be obtained from Marcia Wierwille, who serves as Treasurer, at 129 East Court Street, Sidney, Ohio 45365.

Ohio Hi-Point Joint Vocational School District

The Ohio Hi-Point Joint Vocational School District (JVS) is a distinct political subdivision of the State of Ohio that provides vocational education to students. The JVS is operated under the direction of a Board consisting of one representative from participating school districts' elected boards. The degree of control exercised by the District is limited to its representation on the Board. The Board is its own budgeting and taxing authority. Financial information can be obtained from the Ohio Hi-Point Joint Vocational School District, R. Eric Adelsberger, who serves as Treasurer, at 2280 State Route 540, Bellefontaine, Ohio 43311.

**RIVERSIDE LOCAL SCHOOL DISTRICT
LOGAN COUNTY**

NOTES TO THE BASIC FINANCIAL STATEMENTS
FOR THE FISCAL YEAR ENDED JUNE 30, 2022

NOTE 2 - SUMMARY OF SIGNIFICANT ACCOUNTING POLICIES - (Continued)

Logan County Education Foundation

The Logan County Education Foundation was established to secure and distribute contributions from individuals, corporations, and foundations for the benefit of students within the county. The Foundation promotes, sponsors, and encourages the pursuit of excellence in education for students. The Foundation is managed by a Board of Trustees composed of six trustees from each school district. These trustees are nominated by their local school boards including Bellefontaine City School District, Benjamin Logan Local School District, Indian Lake Local School District, and Riverside Local School District. The Executive Board is comprised of the Logan County Educational Service Center Superintendent representing the three local school districts and the Bellefontaine City School District Superintendent representing the city school district. Financial information can be obtained by contacting Eric Tom, who serves as Financial Advisor, 121 S. Opera Street, Bellefontaine, Ohio 43311.

B. Fund Accounting

The District uses funds to maintain its financial records during the year. A fund is defined as a fiscal and accounting entity with a self balancing set of accounts. There are three categories of funds: governmental, proprietary and fiduciary. The District does not have proprietary funds.

GOVERNMENTAL FUNDS

Governmental funds are those through which most governmental functions typically are financed. Governmental fund reporting focuses on the sources, uses and balances of current financial resources. Expendable assets are assigned to the various governmental funds according to the purposes for which they may or must be used. Current liabilities are assigned to the fund from which they will be paid. The difference between governmental fund assets plus deferred outflows of resources and liabilities plus deferred inflows of resources is reported as fund balance.

The following are the District's major governmental funds:

General fund - The general fund is used to account for and report all financial resources not accounted for and reported in another fund. The general fund balance is available for any purpose provided it is expended or transferred according to the general laws of Ohio.

Permanent improvement fund - The permanent improvement fund is used to account for all transactions related to the acquiring, constructing, or improving of such permanent improvements.

Capital projects fund - The capital projects fund is used to accumulate money for one or more capital projects.

Other governmental funds of the District are used to account for (a) financial resources that are restricted, committed, or assigned to expenditures for capital outlays including the acquisition or construction of capital facilities and other capital assets, (b) specific revenue sources that are restricted or committed to an expenditure for specified purposes other than debt service or capital projects and (c) financial resources that are restricted for debt service.

FIDUCIARY FUNDS

Fiduciary fund reporting focuses on net position and changes in net position. The fiduciary fund category is split into four classifications: pension trust funds, investment trust funds, private-purpose trust funds and custodial funds. Trust funds are distinguished from custodial funds by the existence of a trust agreement or equivalent arrangements that have certain characteristics. Custodial funds are used to report fiduciary activities that are not required to be reported in a trust fund.

**RIVERSIDE LOCAL SCHOOL DISTRICT
LOGAN COUNTY**

NOTES TO THE BASIC FINANCIAL STATEMENTS
FOR THE FISCAL YEAR ENDED JUNE 30, 2022

NOTE 2 - SUMMARY OF SIGNIFICANT ACCOUNTING POLICIES - (Continued)

C. Basis of Presentation and Measurement Focus

Government-Wide Financial Statements - The statement of net position and the statement of activities display information about the District as a whole. These statements include the financial activities of the primary government, except for fiduciary funds.

The government-wide statement of activities presents a comparison between direct expenses and program revenues for each function or program of the governmental activities of the District. Direct expenses are those that are specifically associated with a service, program or department and therefore clearly identifiable to a particular function. Program revenues include amounts paid by the recipient of goods or services offered by the program and grants and contributions that are restricted to meeting the operational or capital requirements of a particular program. Revenues not classified as program revenues are presented as general revenues of the District.

The government-wide financial statements are prepared using the economic resources measurement focus. All assets, deferred outflows of resources, liabilities and deferred inflows of resources associated with the operation of the District are included on the statement of net position.

Fund Financial Statements - Fund financial statements report detailed information about the District. The focus of governmental fund financial statements is on major funds rather than reporting funds by type. Each major fund is presented in a separate column, and all nonmajor funds are aggregated into one column. Fiduciary funds are reported by fund type.

All governmental funds are accounted for using a flow of current financial resources measurement focus. With this measurement focus, only current assets, current deferred outflows of resources, current liabilities and current deferred inflows of resources generally are included on the balance sheet. The statement of revenues, expenditures and changes in fund balances reports on the sources (i.e., revenues and other financing sources) and uses (i.e., expenditures and other financing uses) of current financial resources. This approach differs from the manner in which the governmental activities of the government-wide financial statements are prepared. Governmental fund financial statements therefore include a reconciliation with brief explanations to better identify the relationship between the government-wide statements and the statements for governmental funds.

Fiduciary funds present a statement of changes in fiduciary net position which reports additions to and deductions from custodial funds.

Basis of accounting determines when transactions are recorded in the financial records and reported on the financial statements. Government-wide financial statements are prepared using the accrual basis of accounting. Governmental funds use the modified accrual basis of accounting. Fiduciary funds also use the accrual basis of accounting.

D. Basis of Accounting

Basis of accounting determines when transactions are recorded in the financial records and reported on the financial statements. Government-wide financial statements are prepared using the accrual basis of accounting. Governmental funds use the modified accrual basis of accounting. Fiduciary funds also use the accrual basis of accounting.

**RIVERSIDE LOCAL SCHOOL DISTRICT
LOGAN COUNTY**

NOTES TO THE BASIC FINANCIAL STATEMENTS
FOR THE FISCAL YEAR ENDED JUNE 30, 2022

NOTE 2 - SUMMARY OF SIGNIFICANT ACCOUNTING POLICIES - (Continued)

Revenues - Exchange and Nonexchange Transactions - Revenue resulting from exchange transactions, in which each party gives and receives essentially equal value, is recorded on the accrual basis when the exchange takes place. On a modified accrual basis, revenue is recorded in the fiscal year in which the resources are measurable and become available. Available means that the resources will be collected within the current fiscal year or are expected to be collected soon enough thereafter to be used to pay liabilities of the current fiscal year. For the District, available means expected to be received within sixty days of fiscal year end.

Nonexchange transactions, in which the District receives value without directly giving equal value in return, include property taxes, income taxes, grants, entitlements and donations. On an accrual basis, revenue from property taxes is recognized in the fiscal year for which the taxes are levied (See Note 6).

Revenue from grants, entitlements and donations is recognized in the fiscal year in which all eligibility requirements have been satisfied. Eligibility requirements include timing requirements, which specify the year when the resources are required to be used or the fiscal year when use is first permitted, matching requirements, in which the District must provide local resources to be used for a specified purpose, and expenditure requirements, in which the resources are provided to the District on a reimbursement basis. On a modified accrual basis, revenue from nonexchange transactions must also be available before it can be recognized.

Under the modified accrual basis, the following revenue sources are considered to be both measurable and available at fiscal year end: property taxes available as an advance, income taxes, interest, tuition, grants, student fees and rentals.

Deferred Outflows of Resources and Deferred Inflows of Resources - In addition to assets, the government-wide statement of net position will report a separate section for deferred outflows of resources. Deferred outflows of resources, represents a consumption of net position that applies to a future period and will not be recognized as an outflow of resources (expense/expenditure) until then. For the District, see Notes 13 and 14 for deferred outflows of resources related the District's net pension liability and net OPEB liability/asset, respectively. In addition, deferred outflows of resources include a deferred charge on debt refunding. A deferred charge on refunding results from the difference in the carrying value of refunded debt and its reacquisition price. This amount is deferred and amortized over the shorter of the life of the refunded or refunding debt.

In addition to liabilities, both the government-wide statement of net position and the governmental fund financial statements report a separate section for deferred inflows of resources. Deferred inflows of resources represent an acquisition of net position that applies to a future period and will not be recognized as an inflow of resources (revenue) until that time. For the District, deferred inflows of resources include property taxes and unavailable revenue. Property taxes represent amounts for which there is an enforceable legal claim as of June 30, 2022, but which were levied to finance fiscal year 2022 operations. These amounts have been recorded as a deferred inflow of resources on both the government-wide statement of net position and the governmental fund financial statements.

Unavailable revenue is reported only on the governmental funds balance sheet, and represents receivables which will not be collected within the available period. For the District unavailable revenue includes, but is not limited to, delinquent property taxes, income tax and intergovernmental grants. These amounts are deferred and recognized as an inflow of resources in the period the amounts become available. The deferred inflow of resources for leases is related to the lease receivable and is being amortized to lease revenue in a systematic and rational manner over the term of the lease.

For the District, see Notes 13 and 14 for deferred inflows of resources related to the District's net pension liability and net OPEB liability/asset, respectively. This deferred inflow of resources is only reported on the government-wide statement of net position.

**RIVERSIDE LOCAL SCHOOL DISTRICT
LOGAN COUNTY**

NOTES TO THE BASIC FINANCIAL STATEMENTS
FOR THE FISCAL YEAR ENDED JUNE 30, 2022

NOTE 2 - SUMMARY OF SIGNIFICANT ACCOUNTING POLICIES - (Continued)

Expenses/Expenditures - On the accrual basis of accounting, expenses are recognized at the time they are incurred. The entitlement value of donated commodities used during the year is reported in the statement of revenues, expenditures and changes in fund balances as an expenditure with a like amount reported as intergovernmental revenue.

The measurement focus of governmental fund accounting is on decreases in net financial resources (expenditures) rather than expenses. Expenditures are generally recognized in the accounting period in which the related fund liability is incurred, if measurable. Allocations of cost, such as depreciation and amortization, are not recognized in governmental funds.

E. Budgets

All funds, other than custodial funds, are legally required to be budgeted and appropriated. The major documents prepared are the tax budget, the certificate of estimated resources, and the appropriations resolution, all of which are prepared on the budgetary basis of accounting. The tax budget demonstrates a need for existing or increased tax rates. The certificate of estimated resources establishes a limit on the amount the Board of Education may appropriate. The appropriations resolution is the Board's authorization to spend resources and sets annual limits on expenditures plus encumbrances at the level of control selected by the Board. The legal level of budgetary control is at the fund level for all funds. Any budgetary modifications at this level may only be made by the Board of Education. Budgetary allocations at the function and object level in all funds are made by the Treasurer.

The certificate of estimated resources may be amended during the year if projected increases or decreases in revenue are identified by the Treasurer. The amounts reported as the original budgeted amounts on the budgetary statements reflect the amounts on the certificate of estimated resources when the original appropriations were adopted. The amounts reported as the final budgeted amounts on the budgetary statements reflect the amounts on the amended certificate of estimated resources in effect at the time final appropriations were passed by the Board.

The appropriation resolution is subject to amendment throughout the year with the restriction that appropriations cannot exceed estimated resources. The amounts reported as the original budgeted amounts reflect the first appropriation resolution for that fund that covered the entire fiscal year, including amounts automatically carried forward from prior fiscal years. The amounts reported as the original and final budgeted amounts represent the original and final appropriation amounts passed by the Board during the fiscal year.

F. Cash and Investments

To improve cash management, cash received by the District is pooled in a central bank account. Monies for all funds are maintained in this pool. Individual fund integrity is maintained through the District's records. Each fund's interest in the pool is presented as "equity in pooled cash and cash equivalents" on the basic financial statements.

During fiscal year 2022, investments were limited to nonnegotiable certificates of deposit, negotiable certificates of deposits, municipal bonds and investments in the State Treasury Asset Reserve of Ohio (STAR Ohio). Except for nonparticipating investment contracts, investments are reported at fair value, which is based on quoted market prices. Nonparticipating investment contracts, such as nonnegotiable certificates of deposit, are reported at cost.

STAR Ohio (the State Treasury Asset Reserve of Ohio), is an investment pool managed by the State Treasurer's Office which allows governments within the State to pool their funds for investment purposes. STAR Ohio is not registered with the SEC as an investment company, but has adopted Governmental Accounting Standards Board (GASB), Statement No. 79, "Certain External Investment Pools and Pool Participants." The District measures its investment in STAR Ohio at the net asset value (NAV) per share provided by STAR Ohio. The NAV per share is calculated on an amortized cost basis that provides an NAV per share that approximates fair value.

**RIVERSIDE LOCAL SCHOOL DISTRICT
LOGAN COUNTY**

NOTES TO THE BASIC FINANCIAL STATEMENTS
FOR THE FISCAL YEAR ENDED JUNE 30, 2022

NOTE 2 - SUMMARY OF SIGNIFICANT ACCOUNTING POLICIES - (Continued)

For fiscal year 2022, there were no limitations or restrictions on any participant withdrawals due to redemption notice periods, liquidity fees, or redemption gates. However, notice must be given 24 hours in advance of all deposits and withdrawals exceeding \$100 million. STAR Ohio reserves the right to limit the transaction to \$250 million, requiring the excess amount to be transacted the following business day(s), but only to the \$250 million limit. All accounts of the participant will be combined for these purposes.

Under existing Ohio statutes all investment earnings are assigned to the general fund unless statutorily required to be credited to a specific fund. By policy of the Board of Education, investment earnings are assigned to the general fund. Interest revenue credited to the general fund during fiscal year 2022 amounted to \$232,804, which includes \$34,322 assigned from other funds.

For presentation on the basic financial statements, investments of the cash management pool and investments with original maturities of three months or less at the time they are purchased by the District are considered to be cash equivalents. Investments with an initial maturity of more than three months are reported as investments.

An analysis of the District's investment account at year end is provided in Note 4.

G. Inventory

On government-wide and fund financial statements, purchased inventories are presented at the lower of cost or market and donated commodities are presented at their entitlement value. Inventories are recorded on a first-in, first-out basis and are expensed when used. Inventories are accounted for using the consumption method.

Inventory consists of expendable supplies held for consumption, donated food and purchased food.

H. Capital Assets

General capital assets generally result from expenditures in the governmental funds. These assets are reported in the governmental activities column of the government-wide statement of net position, but are not reported in the fund financial statements.

All capital assets are capitalized at cost (or estimated historical cost) and updated for additions and deductions during the year. Donated capital assets are recorded at their acquisition values as of the date received. The District's capitalization threshold is \$2,500. The District is reporting intangible right to use assets related to leased equipment. The intangible assets are being amortized in a systematic and rational manner of the shorter of the lease term or the useful life of the underlying asset. Improvements are capitalized; the costs of normal maintenance and repairs that do not add to the value of the asset or materially extend an asset's life are not. The District does not possess infrastructure.

**RIVERSIDE LOCAL SCHOOL DISTRICT
LOGAN COUNTY**

NOTES TO THE BASIC FINANCIAL STATEMENTS
FOR THE FISCAL YEAR ENDED JUNE 30, 2022

NOTE 2 - SUMMARY OF SIGNIFICANT ACCOUNTING POLICIES - (Continued)

All reported capital assets except land and construction in progress are depreciated. Depreciation is computed using the straight-line method over the following useful lives:

<u>Description</u>	<u>Governmental Activities Estimated Lives</u>
Land improvements	15 - 30 years
Buildings and improvements	30 - 50 years
Furniture, fixtures and equipment	5 - 20 years
Intangible leased assets	5 years
Vehicles	5 - 15 years
Textbooks	10 years

I. Interfund Balances

On fund financial statements, long-term interfund loans are classified as “loans receivable/payables.” These amounts are eliminated in the governmental type activities columns of the statement of net position.

J. Compensated Absences

Compensated absences of the District consist of vacation leave and sick leave to the extent that payments to the employee for these absences are attributable to services already rendered and are not contingent on a specific event that is outside the control of the District and the employee.

In accordance with the provisions of GASB Statement No. 16, “Accounting for Compensated Absences”, a liability for vacation leave is accrued if a) the employees’ rights to payment are attributable to services already rendered; and b) it is probable that the employer will compensate the employees for the benefits through paid time off or other means, such as cash payment at termination or retirement. An accrual for earned sick leave is made to the extent that it is probable that the benefits will result in termination (severance) payments. A liability for sick leave is accrued using the vesting method; i.e., the liability is based on the sick leave accumulated at June 30, 2022, by those employees who are currently eligible to receive termination (severance) payments, as well as those employees expected to become eligible in the future. For purposes of establishing a liability for sick leave on employees expected to become eligible to retire in the future, all employees with 10 years of service were considered expected to become eligible to retire in accordance with GASB Statement No. 16.

The total liability for vacation and sick leave payments has been calculated using pay rates in effect at June 30, 2022 and reduced to the maximum payment allowed by labor contract and/or statute, plus any applicable additional salary related payments.

The entire compensated absence liability is reported on the government-wide financial statements.

For governmental fund financial statements, the current portion of unpaid compensated absences is the amount expected to be paid using expendable available resources. These amounts are recorded in the account “compensated absences payable” in the fund from which the employees who have accumulated unpaid leave are paid. The noncurrent portion of the liability is not reported.

**RIVERSIDE LOCAL SCHOOL DISTRICT
LOGAN COUNTY**

NOTES TO THE BASIC FINANCIAL STATEMENTS
FOR THE FISCAL YEAR ENDED JUNE 30, 2022

NOTE 2 - SUMMARY OF SIGNIFICANT ACCOUNTING POLICIES - (Continued)

K. Accrued Liabilities and Long-Term Obligations

All payables, accrued liabilities and long-term obligations are reported in the government-wide financial statements.

In general, governmental fund payables and accrued liabilities that, once incurred, are paid in a timely manner and in full from current financial resources, are reported as obligations of the funds. However, compensated absences that will be paid from governmental funds are reported as a liability in the fund financial statements only to the extent that they are due for payment during the current year. Bonds are recognized as a liability on the fund financial statements when due. Net pension/OPEB liability should be recognized in the governmental funds to the extent that benefit payments are due and payable and the pension/OPEB plan's fiduciary net position is not sufficient for payment of those benefits.

L. Unamortized Bond Premium and Discount/Issuance Costs/Unamortized Accounting Gain and Loss

Bond premiums are deferred and amortized over the term of the bonds using the straight-line method, which approximates the effective interest method. Bond premiums are presented as an addition to the face amount of the bonds. On fund financial statements and government-wide financial statements, issuance costs are expensed in the fiscal year they occur.

For bond refundings resulting in the defeasance of debt reported in the government-wide financial statements, the difference between the reacquisition price and the net carrying amount of the old debt is deferred and amortized as a component of interest expense. This accounting gain or loss is amortized over the remaining life of the old debt or the life of the new debt, whichever is shorter, and is presented as a deferred outflow of resources.

On the governmental fund financial statements, issuance costs and bond premiums are recognized in the current period.

M. Fund Balance

Fund balance is divided into five classifications based primarily on the extent to which the District is bound to observe constraints imposed upon the use of the resources in the governmental funds. The classifications are as follows:

Nonspendable - The nonspendable fund balance classification includes amounts that cannot be spent because they are not in spendable form or legally required to be maintained intact. The "not in spendable form" criterion includes items that are not expected to be converted to cash.

Restricted - Fund balance is reported as restricted when constraints are placed on the use of resources that are either externally imposed by creditors (such as through debt covenants), grantors, contributors, or laws or regulations of other governments, or imposed by law through constitutional provisions or enabling legislation.

Committed - The committed fund balance classification includes amounts that can be used only for the specific purposes imposed by a formal action (resolution) of the District Board of Education (the highest level of decision making authority). Those committed amounts cannot be used for any other purpose unless the District Board of Education removes or changes the specified use by taking the same type of action (resolution) it employed to previously commit those amounts. Committed fund balance also incorporates contractual obligations to the extent that existing resources in the fund have been specifically committed for use in satisfying those contractual requirements.

**RIVERSIDE LOCAL SCHOOL DISTRICT
LOGAN COUNTY**

NOTES TO THE BASIC FINANCIAL STATEMENTS
FOR THE FISCAL YEAR ENDED JUNE 30, 2022

NOTE 2 - SUMMARY OF SIGNIFICANT ACCOUNTING POLICIES - (Continued)

Assigned - Amounts in the assigned fund balance classification are intended to be used by the District for specific purposes but do not meet the criteria to be classified as restricted nor committed. In governmental funds other than the general fund, assigned fund balance represents the remaining amount that is not restricted or committed. In the general fund, assigned amounts represent intended uses established by policies of the District Board of Education, which includes giving the Treasurer the authority to constrain monies for intended purposes.

Unassigned - Unassigned fund balance is the residual classification for the general fund and includes all spendable amounts not contained in the other classifications. In other governmental funds, the unassigned classification is only used to report a deficit fund balance resulting from overspending for specific purposes for which amounts had been restricted, committed, or assigned.

The District applies restricted resources first when expenditures are incurred for purposes for which restricted and unrestricted (committed, assigned, and unassigned) fund balance is available. Similarly, within unrestricted fund balance, committed amounts are reduced first followed by assigned, and then unassigned amounts when expenditures are incurred for purposes for which amounts in any of the unrestricted fund balance classifications could be used.

N. Net Position

Net position represents the difference between assets and deferred outflows and liabilities and deferred inflows. The net position component “net investment in capital assets,” consists of capital assets, net of accumulated depreciation, reduced by the outstanding balances of any borrowing used for the acquisition, construction or improvement of those assets. Deferred outflows of resources and deferred inflows of resources that are attributable to the acquisition, construction or improvement of those assets or related debt also should be included in this component of net position. Net position is reported as restricted when there are limitations imposed on its use either through the enabling legislation adopted by the District or through external restrictions imposed by creditors, grantors or laws or regulations of other governments. The amount restricted for other purposes represents amounts restricted for food service.

The District applies restricted resources first when an expense is incurred for purposes for which both restricted and unrestricted net position is available.

O. Estimates

The preparation of the basic financial statements in conformity with GAAP requires management to make estimates and assumptions that affect the amounts reported in the basic financial statements and accompanying notes. Actual results may differ from those estimates.

P. Interfund Activity

Exchange transactions between funds are reported as revenues in the seller funds and as expenditures/expenses in the purchaser funds. Flows of cash or goods from one fund to another without a requirement for repayment are reported as interfund transfers. Interfund transfers are reported as other financing sources/uses in governmental funds. Repayments from funds responsible for particular expenditures/expenses to the funds that initially paid for them are not presented on the basic financial statements.

**RIVERSIDE LOCAL SCHOOL DISTRICT
LOGAN COUNTY**

NOTES TO THE BASIC FINANCIAL STATEMENTS
FOR THE FISCAL YEAR ENDED JUNE 30, 2022

NOTE 2 - SUMMARY OF SIGNIFICANT ACCOUNTING POLICIES - (Continued)

Q. Pensions/Other Postemployment Benefits (OPEB)

For purposes of measuring the net pension/OPEB liability, net OPEB asset, deferred outflows of resources and deferred inflows of resources related pensions/OPEB, and pension/OPEB expense, information about the fiduciary net position of the pension/OPEB plans and additions to/deductions from their fiduciary net position have been determined on the same basis as they are reported by the pension/OPEB plan. For this purpose, benefit payments (including refunds of employee contributions) are recognized when due and payable in accordance with the benefit terms. The pension/OPEB plans report investments at fair value.

R. Extraordinary and Special Items

Extraordinary items are transactions or events that are both unusual in nature and infrequent in occurrence. Special items are transactions or events that are within the control of the Board of Education and that are either unusual in nature or infrequent in occurrence. Neither type of transaction occurred during fiscal year 2022.

S. Fair Value

The District categorizes its fair value measurements within the fair value hierarchy established by generally accepted accounting principles. The hierarchy is based on the valuation inputs used to measure the fair value of the asset. Level 1 inputs are quoted prices in active markets for identical assets; Level 2 inputs are significant other observable inputs; Level 3 inputs are significant unobservable inputs.

NOTE 3 - ACCOUNTABILITY AND COMPLIANCE

A. Change in Accounting Principles

For fiscal year 2022, the District has implemented GASB Statement No. 87, "Leases", GASB Implementation Guide 2019-3, "Leases", GASB Statement No. 89, "Accounting for Interest Cost Incurred before the End of a Construction Period", GASB Implementation Guide 2020-1, "Implementation Guide Update - 2020", GASB Statement No. 92, "Omnibus 2020", GASB Statement No. 93, "Replacement of Interbank Offered Rates", GASB Statement No. 97, "Certain Component Unit Criteria, and Accounting and Financial Reporting for Internal Revenue Code Section 457 Deferred Compensation Plans—an amendment of GASB Statements No. 14 and No. 84, and a supersession of GASB Statement No. 32" and certain paragraphs of GASB Statement No. 99, "Omnibus 2022".

GASB Statement No. 87 and GASB Implementation Guide 2019-3 enhance the relevance and consistency of information of the government's leasing activities. It establishes requirements for lease accounting based on the principle that leases are financings of the right to use an underlying asset. A lessee is required to recognize a lease liability and an intangible right to use lease asset, and a lessor is required to recognize a lease receivable and a deferred inflow of resources.

These changes were incorporated in the District's fiscal year 2022 financial statements. The District recognized \$106,279 in governmental activities in leases payable at July 1, 2021; however, this entire amount was offset by the intangible asset, right to use lease - equipment.

**RIVERSIDE LOCAL SCHOOL DISTRICT
LOGAN COUNTY**

NOTES TO THE BASIC FINANCIAL STATEMENTS
FOR THE FISCAL YEAR ENDED JUNE 30, 2022

NOTE 3 - ACCOUNTABILITY AND COMPLIANCE - (Continued)

GASB Statement No. 89 establishes accounting requirements for interest cost incurred before the end of a construction period. GASB Statement No. 89 requires that interest cost incurred before the end of a construction period be recognized as an expense in the period in which the cost is incurred for financial statements prepared using the economic resources measurement focus. GASB Statement No. 89 also reiterates that financial statements prepared using the current financial resources measurement focus, interest cost incurred before the end of a construction period should be recognized as an expenditure on a basis consistent with governmental fund accounting principles. The implementation of GASB Statement No. 89 did not have an effect on the financial statements of the District.

GASB Implementation Guide 2020-1 provides clarification on issues related to previously established GASB guidance. The implementation of GASB Implementation Guide 2020-1 did not have an effect on the financial statements of the District.

GASB Statement No. 92 enhances comparability in accounting and financial reporting and to improve the consistency of authoritative literature by addressing practice issues that have been identified during implementation and application of certain GASB Statements. The implementation of GASB Statement No. 92 did not have an effect on the financial statements of the District.

GASB Statement No. 93 establishes accounting and financial reporting requirements related to the replacement of Interbank Offered Rates (IBORs) in hedging derivative instruments and leases. It also identifies appropriate benchmark interest rates for hedging derivative instruments. The implementation of GASB Statement No. 93 did not have an effect on the financial statements of the District.

GASB Statement No. 97 is to (1) increase consistency and comparability related to the reporting of fiduciary component units in circumstances in which a potential component unit does not have a governing board and the primary government performs the duties that a governing board typically would perform; (2) mitigate costs associated with the reporting of certain defined contribution pension plans, defined contribution other postemployment benefit (OPEB) plans, and employee benefit plans other than pension plans or OPEB plans (other employee benefit plans) as fiduciary component units in fiduciary fund financial statements; and (3) enhance the relevance, consistency, and comparability of the accounting and financial reporting for Internal Revenue Code (IRC) Section 457 deferred compensation plans (Section 457 plans) that meet the definition of a pension plan and for benefits provided through those plans. The implementation of GASB Statement No. 97 did not have an effect on the financial statements of the District.

GASB Statement No. 99 to enhance comparability in accounting and financial reporting and to improve the consistency of authoritative literature by addressing (1) practice issues that have been identified during implementation and application of certain GASB Statements and (2) accounting and financial reporting for financial guarantees. The implementation of GASB Statement No. 99 did not have an effect on the financial statements of the District.

**RIVERSIDE LOCAL SCHOOL DISTRICT
LOGAN COUNTY**

NOTES TO THE BASIC FINANCIAL STATEMENTS
FOR THE FISCAL YEAR ENDED JUNE 30, 2022

NOTE 3 - ACCOUNTABILITY AND COMPLIANCE - (Continued)

B. Deficit Fund Balances

Fund balances at June 30, 2022 included the following individual fund deficits:

	<u>Deficit</u>
<i>Major fund</i>	
Permanent improvement fund	\$ 275,797
<i>Nonmajor fund</i>	
ESSER fund	470

The general fund is liable for the deficit in these funds and provides transfers when cash is required, not when accruals occur. The deficit fund balances resulted from adjustments for accrued liabilities.

NOTE 4 - DEPOSITS AND INVESTMENTS

State statutes classify monies held by the District into three categories.

Active deposits are public deposits necessary to meet current demands on the treasury. Such monies must be maintained either as cash in the District treasury, in commercial accounts payable or withdrawable on demand, including negotiable order of withdrawal (NOW) accounts, or in money market deposit accounts.

Inactive deposits are public deposits that the Board of Education has identified as not required for use within the current five year period of designation of depositories. Inactive deposits must either be evidenced by certificates of deposit maturing not later than the end of the current period of designation of depositories, or by savings or deposit accounts including, but not limited to, passbook accounts.

Interim deposits are deposits of interim monies. Interim monies are those monies which are not needed for immediate use, but which will be needed before the end of the current period of designation of depositories. Interim deposits must be evidenced by time certificates of deposit maturing not more than one year from the date of deposit or by savings or deposit accounts including passbook accounts.

Interim monies may be deposited or invested in the following securities:

1. United States Treasury Notes, Bills, Bonds, or any other obligation or security issued by the United States Treasury or any other obligation guaranteed as to principal and interest by the United States;
2. Bonds, notes, debentures, or any other obligations or securities issued by any federal government agency or instrumentality, including, but not limited to, the Federal National Mortgage Association, Federal Home Loan Bank, Federal Farm Credit Bank, Federal Home Loan Mortgage Corporation and Government National Mortgage Association. All federal agency securities shall be direct issuances of federal government agencies or instrumentalities;
3. Written repurchase agreements in the securities listed above provided that the fair value of the securities subject to the repurchase agreement must exceed the principal value of the agreement by at least two percent and be marked to market daily, and that the term of the agreement must not exceed thirty days;
4. Bonds and other obligations of the State of Ohio; and with certain limitations including a requirement for maturity within ten years from the date of settlement, bonds and other obligations of political subdivisions of the State of Ohio, if trading requirements have been met;

**RIVERSIDE LOCAL SCHOOL DISTRICT
LOGAN COUNTY**

NOTES TO THE BASIC FINANCIAL STATEMENTS
FOR THE FISCAL YEAR ENDED JUNE 30, 2022

NOTE 4 - DEPOSITS AND INVESTMENTS - (Continued)

5. Time certificates of deposit or savings or deposit accounts including, but not limited to, passbook accounts;
6. No-load money market mutual funds consisting exclusively of obligations described in items (1) and (2) above and repurchase agreements secured by such obligations, provided that investments in securities described in this division are made only through eligible institutions;
7. The State Treasurer's investment pool, the State Treasury Asset Reserve of Ohio (STAR Ohio); and
8. Certain banker's acceptance and commercial paper notes for a period not to exceed one-hundred-eighty days and two-hundred-seventy days, respectively, from the purchase date in an amount not to exceed forty percent of the interim monies available for investment at any one time.

Protection of the deposits is provided by the Federal Deposit Insurance Corporation (FDIC), by eligible securities pledged by the financial institution as security for repayment, or by the financial institutions participation in the Ohio Pooled Collateral System (OPCS), a collateral pool of eligible securities deposited with a qualified trustee and pledged to the Treasurer of State to secure the repayment of all public monies deposited in the financial institution.

Investments in stripped principal or interest obligations, reverse repurchase agreements and derivatives are prohibited. The issuance of taxable notes for the purpose of arbitrage, the use of leverage and short selling are also prohibited. Except as noted above, an investment must mature within five years from the date of purchase unless matched to a specific obligation or debt of the District, and must be purchased with the expectation that it will be held to maturity. Investments may only be made through specified dealers and institutions. Payment for investments may be made only upon delivery of the securities representing the investments to the Treasurer or qualified trustee or, if the securities are not represented by a certificate, upon receipt of confirmation of transfer from the custodian.

A. Cash on Hand

At fiscal year-end, the District had \$100 in undeposited cash on hand which is included on the financial statements of the District as part of "equity in pooled cash and cash equivalents".

B. Deposits with Financial Institutions

At June 30, 2022, the carrying amount of all District deposits was \$5,166,546 and the bank balance of all District deposits was \$5,232,649. The entire bank balance, \$5,232,649 was covered by federal depository insurance.

Custodial credit risk is the risk that, in the event of bank failure, the District will not be able to recover deposits or collateral securities that are in the possession of an outside party. The District has no deposit policy for custodial credit risk beyond the requirements of State statute. Ohio law requires that deposits either be insured or protected by (1) eligible securities pledged to the District and deposited with a qualified trustee by the financial institution as security for repayment whose fair value at all times shall be at least 105 percent of the deposits being secured, or (2) participation in the OPCS, a collateral pool of eligible securities deposited with a qualified trustee and pledged to the Treasurer of State to secure the repayment of all public monies deposited in the financial institution. OPCS requires the total fair value of the securities pledged to be 102 percent of the deposits being secured or a rate set by the Treasurer of State. For fiscal year 2022, certain District financial institutions did not participate in the OPCS while certain other financial institutions did participate in the OPCS. Those financial institutions that did participate were approved for a reduced collateral rate of 102 percent through the OPCS.

**RIVERSIDE LOCAL SCHOOL DISTRICT
LOGAN COUNTY**

NOTES TO THE BASIC FINANCIAL STATEMENTS
FOR THE FISCAL YEAR ENDED JUNE 30, 2022

NOTE 4 - DEPOSITS AND INVESTMENTS - (Continued)

C. Investments

As of June 30, 2022, the District had the following investments and maturities:

Measurement/ <u>Investment type</u>	Measurement <u>Amount</u>	Investment Maturities				
		6 months or <u>less</u>	7 to 12 <u>months</u>	13 to 18 <u>months</u>	19 to 24 <u>months</u>	Greater than <u>24 months</u>
<i>Net Asset Value:</i>						
STAR Ohio	\$ 2,509,243	\$ 2,509,243	\$ -	\$ -	\$ -	\$ -
<i>Fair Value:</i>						
Municipal Bonds	1,629,445	397,577	-	146,902	-	1,084,966
Negotiable CD's	<u>5,124,607</u>	<u>787,977</u>	<u>751,382</u>	<u>1,230,665</u>	<u>669,438</u>	<u>1,685,145</u>
Total	<u>\$ 9,263,295</u>	<u>\$ 3,694,797</u>	<u>\$ 751,382</u>	<u>\$ 1,377,567</u>	<u>\$ 669,438</u>	<u>\$ 2,770,111</u>

STAR Ohio is measured at net asset value per share while all other investments are measured at fair value. Fair value is determined by quoted market prices and acceptable other pricing methodologies. The District categorizes its fair value measurements within the fair value hierarchy established by generally accepted accounting principles. The hierarchy is based on the valuation inputs used to measure the fair value of the asset. Level 1 inputs are quoted prices in active markets for identical assets. Level 2 inputs are significant other observable inputs. Level 3 inputs are significant unobservable inputs. The above table identifies the District's recurring fair value measurement as of June 30, 2022. As previously discussed STAR Ohio is reported at its net asset value.

The District's investments in municipal bonds and negotiable certificates of deposit are valued using quoted market prices (Level 1 inputs).

The District's investments in negotiable certificates of deposit maintained by Charles Schwab are subject to coverage by the Securities Investor Protection Corporation (SIPC) due to Charles Schwab's status as an SIPC broker.

Interest Rate Risk: As a means of limiting its exposure to fair value losses arising from rising interest rates and according to State law, the District's investment policy limits investment portfolio maturities to five years or less.

Credit Risk: STAR Ohio carries a rating of AAAM by Standard and Poor's. Ohio law requires that STAR Ohio maintain the highest rating provided by at least one nationally recognized standard rating service. The District's investment policy does not specifically address credit risk beyond requiring the District to only invest in securities authorized by State statute.

Custodial Credit Risk: For an investment, custodial credit risk is the risk that, in the event of the failure of the counterparty, the District will not be able to recover the value of its investments or collateral securities that are in the possession of an outside party. The District's investment policy does not specifically address custodial credit risk beyond the adherence to all relevant sections of the Ohio Revised Code.

**RIVERSIDE LOCAL SCHOOL DISTRICT
LOGAN COUNTY**

NOTES TO THE BASIC FINANCIAL STATEMENTS
FOR THE FISCAL YEAR ENDED JUNE 30, 2022

NOTE 4 - DEPOSITS AND INVESTMENTS - (Continued)

Concentration of Credit Risk: The District places no limit on the amount that may be invested in any one issuer. The following table includes the percentage of each investment type held by the District at June 30, 2022:

<u>Measurement/ Investment type</u>	<u>Measurement Amount</u>	<u>% of Total</u>
STAR Ohio	\$ 2,509,243	27.09
Municipal bonds	1,629,445	17.59
Negotiable CD's	<u>5,124,607</u>	<u>55.32</u>
Total	<u>\$ 9,263,295</u>	<u>100.00</u>

D. Reconciliation of Cash and Investments to the Statement of Net Position

The following is a reconciliation of cash and investments as reported in the note above to cash and investments as reported on the statement of net position as of June 30, 2022:

<u>Cash and investments per note</u>	
Carrying amount of deposits	\$ 5,166,546
Investments	9,263,295
Cash on hand	<u>100</u>
Total	<u>\$ 14,429,941</u>
 <u>Cash and investments per statements of net position</u>	
Governmental activities	<u>\$ 14,429,941</u>

NOTE 5 - INTERFUND TRANSACTIONS

- A. Interfund transfers for the fiscal year ended June 30, 2022, consisted of the following, as reported on the fund statements:

<u>Transfer from:</u>	<u>Transfer to:</u>	<u>Amount</u>
General fund	Capital projects fund	\$ 2,500,000
Capital projects fund	General fund	10,843
General fund	Nonmajor governmental funds	<u>50,000</u>
		<u>\$ 2,560,843</u>

Transfers are used to (1) move revenues from the fund that statute or budget requires to collect them to the fund that statute or budget requires to expend them, (2) use unrestricted revenues collected in the general fund to finance various programs accounted for in other funds in accordance with budgetary authorizations and (3) to move residual fund balances. The transfer of \$10,843 from the capital projects fund to the general fund was for unspent project funds. The District closed a special cost center and returned the residual equity to the general fund.

Interfund transfers between governmental funds are eliminated for reporting in the statement of activities.

All transfers were made in compliance with Ohio Revised Code Sections 5705.14, 5705.15 and 5705.16.

**RIVERSIDE LOCAL SCHOOL DISTRICT
LOGAN COUNTY**

NOTES TO THE BASIC FINANCIAL STATEMENTS
FOR THE FISCAL YEAR ENDED JUNE 30, 2022

NOTE 5 - INTERFUND TRANSACTIONS - (Continued)

B. Interfund loans receivable/payable consisted of the following at June 30, 2022, as reported on the fund financial statements:

<u>Receivable fund</u>	<u>Payable fund</u>	<u>Amount</u>
General fund	Nonmajor governmental fund	<u>\$ 148,878</u>

The primary purpose of the interfund balances is to cover the costs in specific funds where revenues were not received by June 30. The interfund balances will be repaid once the anticipated revenues are received.

Interfund balances between governmental funds are eliminated on the government-wide financial statements.

NOTE 6 - PROPERTY TAXES

Property taxes are levied and assessed on a calendar year basis while the District fiscal year runs from July through June. First half tax collections are received by the District in the second half of the fiscal year. Second half tax distributions occur in the first half of the following fiscal year.

Property taxes include amounts levied against all real property and public utility property. Real property tax revenues received in calendar year 2022 represent the collection of calendar year 2021 taxes. Real property taxes received in calendar year 2022 were levied after April 1, 2021, on the assessed values as of January 1, 2021, the lien date. Assessed values for real property taxes are established by State statute at 35 percent of appraised fair value. Real property taxes are payable annually or semiannually. If paid annually, payment is due December 31; if paid semiannually, the first payment is due December 31, with the remainder payable by June 20. Under certain circumstances, State statute permits alternate payment dates to be established. Public utility property tax revenues received in calendar year 2022 represent the collection of calendar year 2021 taxes. Public utility real and personal property taxes received in calendar year 2022 became a lien on December 31, 2020, were levied after April 1, 2021, and are collected with real property taxes. Public utility real property is assessed at 35 percent of true value; public utility tangible personal property is currently assessed at varying percentages of true value.

The District receives property taxes from Logan and Shelby Counties. The County Auditors periodically advance to the District its portion of the taxes collected. Second-half real property tax payments collected by the County by June 30, 2022, are available to finance fiscal year 2022 operations. The amount available as an advance at June 30, 2022 was \$358,826 in the general fund and \$44,142 in the permanent improvement fund. This amount is recorded as revenue. The amount available for advance at June 30, 2021 was \$326,799 in the general fund and \$56,775 in the permanent improvement fund. The amount of second-half real property taxes available for advance at fiscal year-end can vary based on the date the tax bills are sent.

Accrued property taxes receivable includes real property, public utility property and delinquent tangible personal property taxes which are measurable as of June 30, 2022 and for which there is an enforceable legal claim. Although total property tax collections for the next fiscal year are measurable, only the amount of real property taxes available as an advance at June 30 was levied to finance current fiscal year operations and is reported as revenue at fiscal year-end. The portion of the receivable not levied to finance current fiscal year operations is offset by a credit to deferred inflows.

On the accrual basis of accounting, collectible delinquent property taxes have been recorded as a receivable and revenue, while on a modified accrual basis of accounting the revenue has been reported as a deferred inflow.

**RIVERSIDE LOCAL SCHOOL DISTRICT
LOGAN COUNTY**

NOTES TO THE BASIC FINANCIAL STATEMENTS
FOR THE FISCAL YEAR ENDED JUNE 30, 2022

NOTE 6 - PROPERTY TAXES - (Continue)

The assessed values upon which the fiscal year 2022 taxes were collected are:

	2021 Second Half Collections		2022 First Half Collections	
	<u>Amount</u>	<u>Percent</u>	<u>Amount</u>	<u>Percent</u>
Agricultural/residential and other real estate	\$ 79,849,580	96.21	\$ 80,884,280	96.14
Public utility personal	<u>3,146,980</u>	<u>3.79</u>	<u>3,246,570</u>	<u>3.86</u>
Total	<u>\$ 82,996,560</u>	<u>100.00</u>	<u>\$ 84,130,850</u>	<u>100.00</u>
Tax rate per \$1,000 of assessed valuation	\$48.00		\$46.00	

NOTE 7 - SCHOOL DISTRICT INCOME TAX

The District levies a voted tax for general operations on the earned income of residents. Effective January 1, 2020, the District voters approved a 1.50% earned income tax levied on residents. Employers of residents are required to withhold income tax on compensation and remit the tax to the State. Taxpayers are required to file an annual return. The State makes quarterly distributions to the District after withholding amounts for administrative fees and refunds. Income tax revenue credited to the general fund during fiscal year 2022 amounted to \$1,224,472.

NOTE 8 - RECEIVABLES

Receivables at June 30, 2022 consisted of property taxes, income taxes, accounts, intergovernmental grants and entitlements and accrued interest. All receivables are considered collectible in full due to the ability to foreclose for the nonpayment of taxes, the stable condition of State programs and the current year guarantee of federal funds. A summary of the items of receivables reported on the statement of net position follows:

Governmental activities:

Property taxes	\$ 2,173,742
Income taxes	466,400
Accounts	7,922
Accrued interest	27,401
Intergovernmental	<u>196,395</u>
Total	<u>\$ 2,871,860</u>

Receivables have been disaggregated on the face of the basic financial statements. All receivables are expected to be collected within the subsequent year.

**RIVERSIDE LOCAL SCHOOL DISTRICT
LOGAN COUNTY**

NOTES TO THE BASIC FINANCIAL STATEMENTS
FOR THE FISCAL YEAR ENDED JUNE 30, 2022

NOTE 9 - CAPITAL ASSETS

Due to the implementation of GASB Statement No. 87 (see Note 3.A for detail), the District has reported capital assets for the right to use leased equipment which are reflected in the schedule below. Capital asset activity for the fiscal year ended June 30, 2022, was as follows:

	<u>Balance</u> <u>June 30, 2021</u>	<u>Additions</u>	<u>Deductions</u>	<u>Balance</u> <u>June 30, 2022</u>
Governmental activities:				
<i>Capital assets, not being depreciated/amortized:</i>				
Land	\$ 11,423	\$ -	\$ -	\$ 11,423
Construction in progress	<u>-</u>	<u>135,284</u>	<u>-</u>	<u>135,284</u>
Total capital assets, not being depreciated/amortized	<u>11,423</u>	<u>135,284</u>	<u>-</u>	<u>146,707</u>
<i>Capital assets, being depreciated/amortized:</i>				
Land improvements	1,861,108	-	(497,895)	1,363,213
Buildings and improvements	16,411,287	172,787	(495,407)	16,088,667
Furniture, fixtures and equipment	1,981,821	237,564	(892,800)	1,326,585
Intangible right to use:				
Leased equipment	125,531	-	-	125,531
Vehicles	773,782	122,427	(186,910)	709,299
Textbooks	<u>632,952</u>	<u>-</u>	<u>(632,952)</u>	<u>-</u>
Total capital assets, being depreciated/amortized	<u>21,786,481</u>	<u>532,778</u>	<u>(2,705,964)</u>	<u>19,613,295</u>
<i>Less: accumulated depreciation/amortization</i>				
Land improvements	(1,341,692)	(66,595)	497,895	(910,392)
Buildings and improvements	(7,182,057)	(406,258)	495,407	(7,092,908)
Furniture, fixtures and equipment	(1,268,958)	(83,146)	892,800	(459,304)
Intangible right to use:				
Leased equipment	(12,553)	(25,106)	-	(37,659)
Vehicles	(410,024)	(50,892)	186,910	(274,006)
Textbooks	<u>(632,952)</u>	<u>-</u>	<u>632,952</u>	<u>-</u>
Total accumulated depreciation/amortization	<u>(10,848,236)</u>	<u>(631,997)</u>	<u>2,705,964</u>	<u>(8,774,269)</u>
Governmental activities capital assets, net	<u>\$ 10,949,668</u>	<u>\$ 36,065</u>	<u>\$ -</u>	<u>\$ 10,985,733</u>

Depreciation/amortization expense was charged to governmental functions as follows:

Instruction:

Regular	\$ 288,642
Special	6,560
Vocational	13,754

Support services:

Instructional staff	38,067
Administration	9,263
Fiscal	3,258
Operations and maintenance	132,151
Pupil transportation	42,713
Extracurricular	62,781
Food service operations	<u>34,808</u>
Total depreciation/amortization expense	<u>\$ 631,997</u>

**RIVERSIDE LOCAL SCHOOL DISTRICT
LOGAN COUNTY**

NOTES TO THE BASIC FINANCIAL STATEMENTS
FOR THE FISCAL YEAR ENDED JUNE 30, 2022

NOTE 10 - LONG-TERM OBLIGATIONS

- A. Due to the implementation of GASB Statement No. 87 (see Note 3.A for detail), the District has reported obligations for leases payable which are reflected in the schedule below. During fiscal year 2022, the following changes occurred in governmental activities' long-term obligations.

	Balance			Balance	Amounts
	<u>June 30, 2021</u>	<u>Additions</u>	<u>Reductions</u>	<u>June 30, 2022</u>	<u>Due in</u>
					<u>One Year</u>
Governmental activities:					
Lease payable	\$ 106,279	\$ -	\$ (23,530)	\$ 82,749	\$ 24,733
Compensated absences	509,734	68,428	(128,642)	449,520	71,579
Net pension liability	8,279,514	-	(3,598,963)	4,680,551	-
Net OPEB liability	<u>778,273</u>	<u>-</u>	<u>(75,536)</u>	<u>702,737</u>	<u>-</u>
Total	<u>\$ 9,673,800</u>	<u>\$ 68,428</u>	<u>\$ (3,826,671)</u>	<u>\$ 5,915,557</u>	<u>\$ 96,312</u>

Net Pension Liability

The District's net pension liability is described in Note 13. The District pays obligations related to employee compensation from the fund benefitting from their service.

Net OPEB Liability/Asset

The District's net OPEB liability/asset is described in Note 14. The District pays obligations related to employee compensation from the fund benefitting from their service.

Compensated Absences

Compensated absences have been accrued for vacation and sick leave liabilities. The amounts will be paid from the funds from which employees' salaries are paid, which primarily are the general fund and food service fund (a nonmajor governmental fund).

Lease Payable - The District has entered into a lease agreement for the use of right to use equipment. Due to the implementation of GASB Statement No. 87, the District will report an intangible capital asset and corresponding liability for the future scheduled payments under the lease. The lease payments will be paid from the general fund.

The District has entered into lease agreements for copier equipment at varying years and terms as follows:

<u>Company</u>	<u>Lease Commencement Date</u>	<u>Years</u>	<u>Lease End Date</u>	<u>Payment Method</u>
Perry Pro Tech	2020	5	2025	Monthly

The following is a schedule of future lease payments under the lease agreements:

<u>Fiscal Year</u>	<u>Principal</u>	<u>Interest</u>	<u>Total</u>
2023	\$ 24,733	\$ 3,576	\$ 28,309
2024	25,999	2,310	28,309
2025	27,329	980	28,309
2026	<u>4,688</u>	<u>31</u>	<u>4,719</u>
Total	<u>\$ 82,749</u>	<u>\$ 6,897</u>	<u>\$ 89,646</u>

**RIVERSIDE LOCAL SCHOOL DISTRICT
LOGAN COUNTY**

NOTES TO THE BASIC FINANCIAL STATEMENTS
FOR THE FISCAL YEAR ENDED JUNE 30, 2022

NOTE 10 - LONG-TERM OBLIGATIONS - (Continue)

B. Legal Debt Margin

The Ohio Revised Code provides that voted net general obligation debt of the District shall never exceed 9% of the total assessed valuation of the District. The code further provides that unvoted indebtedness shall not exceed 1/10 of 1% of the property valuation of the District. The code additionally states that unvoted indebtedness related to energy conservation debt shall not exceed 9/10 of 1% of the property valuation of the District. The assessed valuation used in determining the District's legal debt margin has been modified by House Bill 530 which became effective March 30, 2006. In accordance with House Bill 530, the assessed valuation used in the District's legal debt margin calculation excluded tangible personal property used in business, telephone or telegraph property, interexchange telecommunications company property, and personal property owned or leased by a railroad company and used in railroad operations. The effects of these debt limitations at June 30, 2022, are a voted debt margin of \$7,571,777 and an unvoted debt margin of \$84,131.

NOTE 11 - COMPENSATED ABSENCES

The criteria for determining vacation and sick leave components are derived from negotiated agreements and State laws. Classified employees earn 10 to 20 days of vacation per fiscal year, depending upon length of service.

Teachers, administrators, and classified employees earn sick leave at the rate of one and one-fourth days per month. Sick leave may be accumulated up to a maximum of 225 days for all personnel. Upon retirement, payment is made for 25 percent of accrued, but unused sick leave credit to a maximum of 56.25 days for all employees.

NOTE 12 - RISK MANAGEMENT

A. Property and Liability

During fiscal year 2022, the District participated in the Ohio School Plan (OSP), a public entity insurance purchasing pool (See Note 2.A.). The District entered into an agreement with the OSP and its premium is based on types of coverage, limits of coverage and deductibles that it selects. The OSP is administered by Hylant Administrative Services.

The District is subject to various risks of loss related to torts, theft of, damage to, and destruction of assets, errors and omissions, injuries to employees, cyber security threats, and natural disasters. The District maintains comprehensive commercial insurance coverage for real property, building contents and vehicles. Vehicle policies include liability coverage for bodily injury and property damage. Real property and contents are fully insured.

The District's comprehensive commercial insurance coverage for real property and building contents has a liability limit of \$35,584,398. The policy includes a \$1,000 deductible for commercial property coverage.

The District's fleet insurance has a liability limit of \$3,000,000, \$5,000 for medical payments and \$1,000,000 for uninsured motorists. The policy includes a \$1,000 deductible for school buses and \$500 deductible for all other vehicles.

Settled claims have not exceeded this commercial coverage in any of the past three fiscal years. There has been no significant reduction in coverage from the prior year.

**RIVERSIDE LOCAL SCHOOL DISTRICT
LOGAN COUNTY**

NOTES TO THE BASIC FINANCIAL STATEMENTS
FOR THE FISCAL YEAR ENDED JUNE 30, 2022

NOTE 12 - RISK MANAGEMENT - (Continued)

B. Employee Benefits

On January 1, 2018, the District joined the Southwestern Ohio Educational Purchasing Cooperative Benefit Plan Trust. The Southwestern Ohio Educational Purchasing Cooperative Benefit Plan Trust (Trust) is a public entity shared risk pool consisting of seventy Districts. The Trust is organized as a Voluntary Employee Benefit Association under Section 501(c)(9) of the Internal Revenue Code and provides medical, dental, and vision insurance benefits to the employees of the participants. The Trust is governed by the Southwestern Ohio Educational Purchasing Cooperative and its participating members. Each participant decides which plans offered by the Trust that will be extended to its employees. Participation in the Trust is by written application subject to acceptance by the Trust and payment of the monthly premiums. Financial information can be obtained from the Southwestern Ohio Educational Purchasing Cooperative, 303 Corporate Drive, Suite 208, Vandalia, Ohio 45377.

The District also participates with American United Life a OneAmerica Company life insurance coverage for employees.

C. Workers' Compensation

For fiscal year 2022, the District participated in the Ohio Bureau of Workers' Compensation (Bureau) Retrospective Rating Plan. The alternative rating program requires the District to pay only administrative charges to the Bureau, and in turn the District assumes the responsibility of paying all claims incurred during the policy period for up to ten years. After the tenth year, the Bureau will assume any existing claim for its duration. The District's stop-loss coverage through the plan is limited to \$200,000 per claim stop-loss coverage with an annual aggregate.

NOTE 13 - DEFINED BENEFIT PENSION PLANS

The Statewide retirement systems provide both pension benefits and other postemployment benefits (OPEB).

Net Pension Liability/Net OPEB Liability/Asset

The net pension liability/asset and the net OPEB liability/asset reported on the statement of net position represents a liability or asset to employees for pensions and OPEB, respectively.

Pensions and OPEB are a component of exchange transactions—between an employer and its employees—of salaries and benefits for employee services. Pensions/OPEB are provided to an employee—on a deferred-payment basis—as part of the total compensation package offered by an employer for employee services each financial period. The obligation to sacrifice resources for pensions is a present obligation because it was created as a result of employment exchanges that already have occurred.

The net pension/OPEB liability (asset) represent the District's proportionate share of each pension/OPEB plan's collective actuarial present value of projected benefit payments attributable to past periods of service, net of each pension/OPEB plan's fiduciary net position. The net pension/OPEB liability (asset) calculation is dependent on critical long-term variables, including estimated average life expectancies, earnings on investments, cost of living adjustments and others. While these estimates use the best information available, unknowable future events require adjusting these estimates annually.

The Ohio Revised Code limits the District's obligation for this liability to annually required payments. The District cannot control benefit terms or the manner in which pensions/OPEB are financed; however, the District does receive the benefit of employees' services in exchange for compensation including pension and OPEB.

**RIVERSIDE LOCAL SCHOOL DISTRICT
LOGAN COUNTY**

NOTES TO THE BASIC FINANCIAL STATEMENTS
FOR THE FISCAL YEAR ENDED JUNE 30, 2022

NOTE 13- DEFINED BENEFIT PENSION PLANS - (Continued)

GASB 68/75 assumes the liability is solely the obligation of the employer, because (1) they benefit from employee services; and (2) State statute requires funding to come from these employers. All pension contributions to date have come solely from these employers (which also includes pension costs paid in the form of withholdings from employees). The retirement systems may allocate a portion of the employer contributions to provide for these OPEB benefits. In addition, health care plan enrollees pay a portion of the health care costs in the form of a monthly premium. State statute requires the retirement systems to amortize unfunded pension liabilities within 30 years. If the pension amortization period exceeds 30 years, each retirement system’s board must propose corrective action to the State legislature. Any resulting legislative change to benefits or funding could significantly affect the net pension/OPEB liability (asset). Resulting adjustments to the net pension/OPEB liability (asset) would be effective when the changes are legally enforceable. The Ohio Revised Code permits, but does not require, the retirement systems to provide healthcare to eligible benefit recipients.

The remainder of this note includes the required pension disclosures. See Note 14 for the required OPEB disclosures.

The proportionate share of each plan’s unfunded benefits is presented as a long-term *net pension/OPEB liability (asset)* on the accrual basis of accounting. Any liability for the contractually required pension contribution outstanding at the end of the year is included in pension and postemployment benefits payable on both the accrual and modified accrual basis of accounting.

Plan Description - School Employees Retirement System (SERS)

Plan Description - The District’s non-teaching employees participate in SERS, a cost-sharing multiple-employer defined benefit pension plan administered by SERS. SERS provides retirement, disability and survivor benefits, annual cost-of-living adjustments, and death benefits to plan members and beneficiaries. Authority to establish and amend benefits is provided by Ohio Revised Code Chapter 3309. SERS issues a publicly available, stand-alone financial report that includes financial statements, required supplementary information and detailed information about SERS’ fiduciary net position. That report can be obtained by visiting the SERS website at www.ohsers.org under Employers/Audit Resources.

Age and service requirements for retirement are as follows:

	Eligible to Retire on or before August 1, 2017 *	Eligible to Retire after August 1, 2017
Full benefits	Any age with 30 years of service credit	Age 67 with 10 years of service credit; or Age 57 with 30 years of service credit
Actuarially reduced benefits	Age 60 with 5 years of service credit; or Age 55 with 25 years of service credit	Age 62 with 10 years of service credit; or Age 60 with 25 years of service credit

* Members with 25 years of service credit as of August 1, 2017 will be included in this plan.

Annual retirement benefits are calculated based on final average salary multiplied by a percentage that varies based on years of service; 2.2% for the first thirty years of service and 2.5% for years of service credit over 30. Final average salary is the average of the highest three years of salary.

**RIVERSIDE LOCAL SCHOOL DISTRICT
LOGAN COUNTY**

NOTES TO THE BASIC FINANCIAL STATEMENTS
FOR THE FISCAL YEAR ENDED JUNE 30, 2022

NOTE 13- DEFINED BENEFIT PENSION PLANS - (Continued)

An individual whose benefit effective date is before April 1, 2018, is eligible for a cost-of-living adjustment (COLA) on the first anniversary date of the benefit. Beginning April 1, 2018, new benefit recipients must wait until the fourth anniversary of their benefit for COLA eligibility. The COLA is added each year to the base benefit amount on the anniversary date of the benefit. A three-year COLA suspension was in effect for all benefit recipients for the years 2018, 2019, and 2020. Upon resumption of the COLA, it will be indexed to the percentage increase in the CPI-W, not to exceed 2.5% and with a floor of 0%. In 2021, the Board of Trustees approved a 2.5% cost-of-living adjustment (COLA) for eligible retirees and beneficiaries in 2022.

Funding Policy - Plan members are required to contribute 10.00% of their annual covered salary and the District is required to contribute 14.00% of annual covered payroll. The contribution requirements of plan members and employers are established and may be amended by the SERS' Retirement Board up to statutory maximum amounts of 10.00% for plan members and 14.00% for employers. The Retirement Board, acting with the advice of the actuary, allocates the employer contribution rate among four of the System's funds (Pension Trust Fund, Death Benefit Fund, Medicare B Fund, and Health Care Fund). For the fiscal year ended June 30, 2022, the allocation to pension, death benefits, and Medicare B was 14.00%. For fiscal year 2022, the Retirement Board did not allocate any employer contribution to the Health Care Fund.

The District's contractually required contribution to SERS was \$196,153 for fiscal year 2022. Of this amount, \$29,931 is reported as pension and postemployment benefits payable.

Plan Description - State Teachers Retirement System (STRS)

Plan Description - Licensed teachers participate in STRS, a cost-sharing multiple-employer public employee retirement system administered by STRS. STRS provides retirement and disability benefits to members and death and survivor benefits to beneficiaries. STRS issues a stand-alone financial report that includes financial statements, required supplementary information and detailed information about STRS' fiduciary net position. That report can be obtained by writing to STRS, 275 E. Broad St., Columbus, OH 43215-3771, by calling (888) 227-7877, or by visiting the STRS website at www.strsoh.org.

New members have a choice of three retirement plans: a Defined Benefit (DB) Plan, a Defined Contribution (DC) Plan and a Combined (CO) Plan. Benefits are established by Ohio Revised Code Chapter 3307.

The DB plan offers an annual retirement allowance based on final average salary multiplied by a percentage that varies based on years of service. Effective August 1, 2015, the calculation is 2.20% of final average salary for the five highest years of earnings multiplied by all years of service. In April 2017, the Retirement Board made the decision to reduce COLA granted on or after July 1, 2017, to 0% to preserve the fiscal integrity of the retirement system. Benefit recipients' base benefit and past cost-of living increases are not affected by this change. Eligibility changes will be phased in until August 1, 2026, when retirement eligibility for unreduced benefits will be five year of service credit and age 65, or 35 years of service credit and at least age 60.

Eligibility changes for DB Plan members who retire with actuarially reduced benefits will be phased in until August 1, 2026, when retirement eligibility will be five years of qualifying service credit and age 60, or 30 years of service credit at any age.

The DC Plan allows members to place all of their member contributions and 9.53% of the 14% employer contributions into an investment account. Investment allocation decisions are determined by the member. The remaining 4.47% of the 14% employer rate is allocated to the defined benefit unfunded liability. A member is eligible to receive a retirement benefit at age 50 and termination of employment. The member may elect to receive a lifetime monthly annuity or a lump sum withdrawal.

**RIVERSIDE LOCAL SCHOOL DISTRICT
LOGAN COUNTY**

NOTES TO THE BASIC FINANCIAL STATEMENTS
FOR THE FISCAL YEAR ENDED JUNE 30, 2022

NOTE 13 - DEFINED BENEFIT PENSION PLANS - (Continued)

The Combined Plan offers features of both the DB Plan and the DC Plan. In the Combined Plan, 12% of the 14% member rate goes to the DC Plan and the remaining 2% is applied to the DB Plan. Member contributions to the DC Plan are allocated among investment choices by the member, and contributions to the DB Plan from the employer and the member are used to fund the defined benefit payment at a reduced level from the regular DB Plan. The defined benefit portion of the Combined Plan payment is payable to a member on or after age 60 with five years of service. The defined contribution portion of the account may be taken as a lump sum payment or converted to a lifetime monthly annuity after termination of employment at age 50 and after termination of employment.

New members who choose the DC Plan or Combined Plan will have another opportunity to reselect a permanent plan during their fifth year of membership. Members may remain in the same plan or transfer to another STRS plan. The optional annuitization of a member's defined contribution account or the defined contribution portion of a member's Combined Plan account to a lifetime benefit results in STRS bearing the risk of investment gain or loss on the account. STRS has therefore included all three plan options as one defined benefit plan for GASB 68 reporting purposes.

A DB or Combined Plan member with five or more years of credited service who is determined to be disabled may qualify for a disability benefit. New members must have at least ten years of qualifying service credit that apply for disability benefits. Members in the DC Plan who become disabled are entitled only to their account balance. Eligible survivors of members who die before service retirement may qualify for monthly benefits. If a member of the DC Plan dies before retirement benefits begin, the member's designated beneficiary is entitled to receive the member's account balance.

Funding Policy - Employer and member contribution rates are established by the State Teachers Retirement Board and limited by Chapter 3307 of the Ohio Revised Code. The fiscal year 2022 employer and employee contribution rate of 14% was equal to the statutory maximum rates. For fiscal year 2022, the full employer contribution was allocated to pension.

The District's contractually required contribution to STRS was \$494,238 for fiscal year 2022. Of this amount, \$90,304 is reported as pension and postemployment benefits payable.

Pension Liabilities, Pension Expense, and Deferred Outflows of Resources and Deferred Inflows of Resources Related to Pensions

The net pension liability was measured as of June 30, 2021, and the total pension liability used to calculate the net pension liability was determined by an actuarial valuation as of that date. The District's proportion of the net pension liability was based on the District's share of contributions to the pension plan relative to the projected contributions of all participating entities.

Following is information related to the proportionate share and pension expense:

	<u>SERS</u>	<u>STRS</u>	<u>Total</u>
Proportion of the net pension liability prior measurement date	0.034329800%	0.024833690%	
Proportion of the net pension liability current measurement date	<u>0.035896800%</u>	<u>0.026248157%</u>	
Change in proportionate share	<u>0.001567000%</u>	<u>0.001414467%</u>	
Proportionate share of the net pension liability	\$ 1,324,488	\$ 3,356,063	\$ 4,680,551
Pension expense	\$ 59,006	\$ 39,032	\$ 98,038

**RIVERSIDE LOCAL SCHOOL DISTRICT
LOGAN COUNTY**

NOTES TO THE BASIC FINANCIAL STATEMENTS
FOR THE FISCAL YEAR ENDED JUNE 30, 2022

NOTE 13 - DEFINED BENEFIT PENSION PLANS - (Continued)

At June 30, 2022, the District reported deferred outflows of resources and deferred inflows of resources related to pensions from the following sources:

	<u>SERS</u>	<u>STRS</u>	<u>Total</u>
Deferred outflows of resources			
Differences between expected and actual experience	\$ 127	\$ 103,684	\$ 103,811
Changes of assumptions	27,890	931,034	958,924
Difference between employer contributions and proportionate share of contributions/ change in proportionate share	78,021	259,801	337,822
Contributions subsequent to the measurement date	<u>196,153</u>	<u>494,238</u>	<u>690,391</u>
Total deferred outflows of resources	<u>\$ 302,191</u>	<u>\$ 1,788,757</u>	<u>\$ 2,090,948</u>
Deferred inflows of resources			
Differences between expected and actual experience	\$ 34,350	\$ 21,035	\$ 55,385
Net difference between projected and actual earnings on pension plan investments	682,148	2,892,284	3,574,432
Difference between employer contributions and proportionate share of contributions/ change in proportionate share	<u>-</u>	<u>7,379</u>	<u>7,379</u>
Total deferred inflows of resources	<u>\$ 716,498</u>	<u>\$ 2,920,698</u>	<u>\$ 3,637,196</u>

\$690,391 reported as deferred outflows of resources related to pension resulting from District contributions subsequent to the measurement date will be recognized as a reduction of the net pension liability in the fiscal year ending June 30, 2023.

Other amounts reported as deferred outflows of resources and deferred inflows of resources related to pension will be recognized in pension expense as follows:

	<u>SERS</u>	<u>STRS</u>	<u>Total</u>
Fiscal Year Ending June 30:			
2023	\$ (112,264)	\$ (407,463)	\$ (519,727)
2024	(126,628)	(337,028)	(463,656)
2025	(162,191)	(367,743)	(529,934)
2026	<u>(209,377)</u>	<u>(513,945)</u>	<u>(723,322)</u>
Total	<u>\$ (610,460)</u>	<u>\$ (1,626,179)</u>	<u>\$ (2,236,639)</u>

**RIVERSIDE LOCAL SCHOOL DISTRICT
LOGAN COUNTY**

NOTES TO THE BASIC FINANCIAL STATEMENTS
FOR THE FISCAL YEAR ENDED JUNE 30, 2022

NOTE 13 - DEFINED BENEFIT PENSION PLANS - (Continued)

Actuarial Assumptions - SERS

SERS' total pension liability was determined by their actuaries in accordance with GASB Statement No. 67, as part of their annual actuarial valuation for each defined benefit retirement plan. Actuarial valuations of an ongoing plan involve estimates of the value of reported amounts (e.g., salaries, credited service) and assumptions about the probability of occurrence of events far into the future (e.g., mortality, disabilities, retirements, employment termination). Actuarially determined amounts are subject to continual review and potential modifications, as actual results are compared with past expectations and new estimates are made about the future.

Projections of benefits for financial reporting purposes are based on the substantive plan (the plan as understood by the employers and plan members) and include the types of benefits provided at the time of each valuation and the historical pattern of sharing benefit costs between the employers and plan members to that point. The projection of benefits for financial reporting purposes does not explicitly incorporate the potential effects of legal or contractual funding limitations.

Actuarial calculations reflect a long-term perspective. For a newly hired employee, actuarial calculations will take into account the employee's entire career with the employer and also take into consideration the benefits, if any, paid to the employee after termination of employment until the death of the employee and any applicable contingent annuitant. In many cases actuarial calculations reflect several decades of service with the employer and the payment of benefits after termination.

Key methods and assumptions used in calculating the total pension liability in the latest actuarial valuation, prepared as of June 30, 2021, are presented below:

Wage inflation:	
Current measurement date	2.40%
Prior measurement date	3.00%
Future salary increases, including inflation:	
Current measurement date	3.25% to 13.58%
Prior measurement date	3.50% to 18.20%
COLA or ad hoc COLA:	
Current measurement date	2.00%
Prior measurement date	2.50%
Investment rate of return:	
Current measurement date	7.00% net of system expenses
Prior measurement date	7.50% net of system expenses
Discount rate:	
Current measurement date	7.00%
Prior measurement date	7.50%
Actuarial cost method	Entry age normal (level percent of payroll)

In 2021, Mortality rates were based on the PUB-2010 General Employee Amount Weight Below Median Healthy Retiree mortality table projected to 2017 with ages set forward 1 year and adjusted 94.20% for males and set forward 2 years and adjusted 81.35% for females. Mortality among disabled members were based upon the PUB-2010 General Disabled Retiree mortality table projected to 2017 with ages set forward 5 years and adjusted 103.3% for males and set forward 3 years and adjusted 106.8% for females. Future improvement in mortality rates is reflected by applying the MP-2020 projection scale generationally.

**RIVERSIDE LOCAL SCHOOL DISTRICT
LOGAN COUNTY**

NOTES TO THE BASIC FINANCIAL STATEMENTS
FOR THE FISCAL YEAR ENDED JUNE 30, 2022

NOTE 13 - DEFINED BENEFIT PENSION PLANS - (Continued)

In the prior measurement date, the mortality rates were based on the RP-2014 Blue Collar Mortality Table with fully generational projection and a five-year age set-back for both males and females. Mortality among service retired members, and beneficiaries were based upon the RP-2014 Blue Collar Mortality Table with fully generational projection with Scale BB, 120% of male rates, and 110% of female rates. Mortality among disabled members was based upon the RP-2000 Disabled Mortality Table, 90% for male rates and 100% for female rates, set back five years is used for the period after disability retirement.

The most recent experience study was completed for the five-year period ended June 30, 2020.

The long-term return expectation for the Pension Plan Investments has been determined using a building-block approach and assumes a time horizon, as defined in SERS' *Statement of Investment Policy*. A forecasted rate of inflation serves as the baseline for the return expectation. Various real return premiums over the baseline inflation rate have been established for each asset class. The long-term expected nominal rate of return has been determined by calculating a weighted average of the expected real return premiums for each asset class, adding the projected inflation rate, and adding the expected return from rebalancing uncorrelated asset classes.

The target allocation and best estimates of arithmetic real rates of return for each major asset class are summarized in the following table:

<u>Asset Class</u>	<u>Target Allocation</u>	<u>Long-Term Expected Real Rate of Return</u>
Cash	2.00 %	(0.33) %
US Equity	24.75	5.72
Non-US Equity Developed	13.50	6.55
Non-US Equity Emerging	6.75	8.54
Fixed Income/Global Bonds	19.00	1.14
Private Equity	11.00	10.03
Real Estate/Real Assets	16.00	5.41
Multi-Asset Strategy	4.00	3.47
Private Debt/Private Credit	3.00	5.28
Total	<u>100.00 %</u>	

Discount Rate - The total pension liability was calculated using the discount rate of 7.00%. The projection of cash flows used to determine the discount rate assumed the contributions from employers and from the members would be computed based on contribution requirements as stipulated by state statute. Projected inflows from investment earnings were calculated using the long-term assumed investment rate of return (7.00%). Based on those assumptions, the plan's fiduciary net position was projected to be available to make all future benefit payments of current plan members. Therefore, the long-term expected rate of return on pension plan investments was applied to all periods of projected benefits to determine the total pension liability.

Sensitivity of the District's Proportionate Share of the Net Pension Liability to Changes in the Discount Rate - Net pension liability is sensitive to changes in the discount rate, and to illustrate the potential impact the following table presents the net pension liability calculated using the discount rate of 7.00%, as well as what each plan's net pension liability would be if it were calculated using a discount rate that is one percentage point lower (6.00%), or one percentage point higher (8.00%) than the current rate.

	<u>1% Decrease</u>	<u>Current Discount Rate</u>	<u>1% Increase</u>
District's proportionate share of the net pension liability	\$ 2,203,622	\$ 1,324,488	\$ 583,075

**RIVERSIDE LOCAL SCHOOL DISTRICT
LOGAN COUNTY**

NOTES TO THE BASIC FINANCIAL STATEMENTS
FOR THE FISCAL YEAR ENDED JUNE 30, 2022

NOTE 13 - DEFINED BENEFIT PENSION PLANS - (Continued)

Actuarial Assumptions - STRS

Key methods and assumptions used in the latest actuarial valuation, reflecting experience study results used in the June 30, 2021, actuarial valuation are presented below:

	June 30, 2021	June 30, 2020
Inflation	2.50%	2.50%
Projected salary increases	12.50% at age 20 to 2.50% at age 65	12.50% at age 20 to 2.50% at age 65
Investment rate of return	7.00%, net of investment expenses, including inflation	7.45%, net of investment expenses, including inflation
Discount rate of return	7.00%	7.45%
Payroll increases	3.00%	3.00%
Cost-of-living adjustments (COLA)	0.00%	0.00%

For the June 30, 2021, actuarial valuation, post-retirement mortality rates are based on the RP-2014 Annuitant Mortality Tables with 50% of rates through age 69, 70% of rates between ages 70 and 79, 90% of rates between ages 80 and 84, and 100% of rates thereafter, projected forward generationally using mortality improvement scale MP-2016. Pre-retirement mortality rates are based on RP-2014 Employee Mortality Tables, projected forward generationally using mortality improvement scale MP-2016. Post-retirement disabled mortality rates are based on the RP-2014 Disabled Mortality Tables with 90% of rates for males and 100% of rates for females, projected forward generationally using mortality improvement scale MP-2016.

Actuarial assumptions used in the June 30, 2021 valuation are based on the results of an actuarial experience study for the period July 1, 2011 through June 30, 2016.

STRS Ohio's investment consultant develops an estimate range for the investment return assumption based on the target allocation adopted by the Retirement Board. The target allocation and long-term expected rate of return for each major asset class are summarized as follows:

Asset Class	Target Allocation	Long-Term Expected Real Rate of Return *
Domestic Equity	28.00 %	7.35 %
International Equity	23.00	7.55
Alternatives	17.00	7.09
Fixed Income	21.00	3.00
Real Estate	10.00	6.00
Liquidity Reserves	1.00	2.25
Total	<u>100.00 %</u>	

*10-Year geometric nominal returns, which include the real rate of return and inflation of 2.25% and does not include investment expenses. Over a 30-year period, STRS' investment consultant indicates that the above target allocations should generate a return above the actuarial rate of return, without net value added by management.

**RIVERSIDE LOCAL SCHOOL DISTRICT
LOGAN COUNTY**

NOTES TO THE BASIC FINANCIAL STATEMENTS
FOR THE FISCAL YEAR ENDED JUNE 30, 2022

NOTE 13 - DEFINED BENEFIT PENSION PLANS - (Continued)

Discount Rate - The discount rate used to measure the total pension liability was 7.00% as of June 30, 2021. The projection of cash flows used to determine the discount rate assumes that member and employer contributions will be made at the statutory contribution rates in accordance with the rates described previously. For this purpose, only employer contributions that are intended to fund benefits of current plan members and their beneficiaries are included. Based on those assumptions, STRS Ohio's fiduciary net position was projected to be available to make all projected future benefit payments to current plan members as of June 30, 2021. Therefore, the long-term expected rate of return on pension plan investments of 7.00% was applied to all periods of projected benefit payments to determine the total pension liability as of June 30, 2021.

Sensitivity of the District's Proportionate Share of the Net Pension Liability to Changes in the Discount Rate - The following table represents the net pension liability as of June 30, 2021, calculated using the current period discount rate assumption of 7.00%, as well as what the net pension liability would be if it were calculated using a discount rate that is one percentage point lower (6.00%) or one percentage point higher (8.00%) than the current assumption:

	1% Decrease	Current Discount Rate	1% Increase
District's proportionate share of the net pension liability	\$ 6,284,650	\$ 3,356,063	\$ 881,413

Changes Between Measurement Date and Reporting Date - STRS approved a one-time 3.00% cost-of-living adjustment to eligible benefit recipients effective July 1, 2022. It is unknown what the effect this change will have on the net pension liability.

NOTE 14 - DEFINED BENEFIT OPEB PLANS

Net OPEB Liability/Asset

See Note 13 for a description of the net OPEB liability (asset).

Plan Description - School Employees Retirement System (SERS)

Health Care Plan Description - The District contributes to the SERS Health Care Fund, administered by SERS for non-certificated retirees and their beneficiaries. For GASB 75 purposes, this plan is considered a cost-sharing other postemployment benefit (OPEB) plan. SERS' Health Care Plan provides healthcare benefits to eligible individuals receiving retirement, disability, and survivor benefits, and to their eligible dependents. Members who retire after June 1, 1986, need 10 years of service credit, exclusive of most types of purchased credit, to qualify to participate in SERS' health care coverage. In addition to age and service retirees, disability benefit recipients and beneficiaries who are receiving monthly benefits due to the death of a member or retiree, are eligible for SERS' health care coverage. Most retirees and dependents choosing SERS' health care coverage are over the age of 65 and therefore enrolled in a fully insured Medicare Advantage plan; however, SERS maintains a traditional, self-insured preferred provider organization for its non-Medicare retiree population. For both groups, SERS offers a self-insured prescription drug program. Health care is a benefit that is permitted, not mandated, by statute. The financial report of the Plan is included in the SERS Annual Comprehensive Financial Report which can be obtained on SERS' website at www.ohsers.org under Employers/Audit Resources.

Access to health care for retirees and beneficiaries is permitted in accordance with Section 3309 of the Ohio Revised Code. The Health Care Fund was established and is administered in accordance with Internal Revenue Code Section 105(e). SERS' Retirement Board reserves the right to change or discontinue any health plan or program. Active employee members do not contribute to the Health Care Plan. The SERS Retirement Board established the rules for the premiums paid by the retirees for health care coverage for themselves and their dependents or for their surviving beneficiaries. Premiums vary depending on the plan selected, qualified years of service, Medicare eligibility, and retirement status.

**RIVERSIDE LOCAL SCHOOL DISTRICT
LOGAN COUNTY**

NOTES TO THE BASIC FINANCIAL STATEMENTS
FOR THE FISCAL YEAR ENDED JUNE 30, 2022

NOTE 14 - DEFINED BENEFIT OPEB PLANS - (Continued)

Funding Policy - State statute permits SERS to fund the health care benefits through employer contributions. Each year, after the allocation for statutorily required pensions and benefits, the Retirement Board may allocate the remainder of the employer contribution of 14% of covered payroll to the Health Care Fund in accordance with the funding policy. For the fiscal year ended June 30, 2022, SERS did not allocate any employer contributions to post-employment health care. An additional health care surcharge on employers is collected for employees earning less than an actuarially determined minimum compensation amount, pro-rated if less than a full year of service credit was earned. For fiscal year 2022, this amount was \$25,000. Statutes provide that no employer shall pay a health care surcharge greater than 2% of that employer's SERS-covered payroll; nor may SERS collect in aggregate more than 1.5% of the total statewide SERS-covered payroll for the health care surcharge. For fiscal year 2022, the District's surcharge obligation was \$24,743.

The surcharge added to the allocated portion of the 14% employer contribution rate is the total amount assigned to the Health Care Fund. The District's contractually required contribution to SERS was \$24,743 for fiscal year 2022. Of this amount, \$24,743 is reported as pension and postemployment benefits payable.

Plan Description - State Teachers Retirement System (STRS)

Plan Description - The State Teachers Retirement System of Ohio (STRS) administers a cost-sharing Health Plan administered for eligible retirees who participated in the defined benefit or combined pension plans offered by STRS. Ohio law authorizes STRS to offer this plan. Benefits include hospitalization, physicians' fees, prescription drugs and partial reimbursement of monthly Medicare Part B premiums. The Medicare Part B monthly reimbursement elimination date was postponed indefinitely. The Plan is included in the report of STRS which can be obtained by visiting www.strsoh.org or by calling (888) 227-7877.

Funding Policy - Ohio Revised Code Chapter 3307 authorizes STRS to offer the Plan and gives the Retirement Board discretionary authority over how much, if any, of the health care costs will be absorbed by STRS. Active employee members do not contribute to the Health Care Plan. Nearly all health care plan enrollees, for the most recent year, pay a portion of the health care costs in the form of a monthly premium. Under Ohio law, funding for post-employment health care may be deducted from employer contributions, currently 14% of covered payroll. For the fiscal year ended June 30, 2022, STRS did not allocate any employer contributions to post-employment health care.

OPEB Liabilities/Assets, OPEB Expense, and Deferred Outflows of Resources and Deferred Inflows of Resources Related to OPEB

The net OPEB liability/asset was measured as of June 30, 2021, and the total OPEB liability/asset used to calculate the net OPEB liability/asset was determined by an actuarial valuation as of that date. The District's proportion of the net OPEB liability/asset was based on the District's share of contributions to the respective retirement systems relative to the contributions of all participating entities.

**RIVERSIDE LOCAL SCHOOL DISTRICT
LOGAN COUNTY**

NOTES TO THE BASIC FINANCIAL STATEMENTS
FOR THE FISCAL YEAR ENDED JUNE 30, 2022

NOTE 14 - DEFINED BENEFIT OPEB PLANS - (Continued)

Following is information related to the proportionate share and OPEB expense:

	<u>SERS</u>	<u>STRS</u>	<u>Total</u>
Proportion of the net OPEB liability/asset prior measurement date	0.035810200%	0.024833690%	
Proportion of the net OPEB liability/asset current measurement date	<u>0.037131100%</u>	<u>0.026248157%</u>	
Change in proportionate share	<u>0.001320900%</u>	<u>0.001414467%</u>	
Proportionate share of the net OPEB liability	\$ 702,737	\$ -	\$ 702,737
Proportionate share of the net OPEB asset	\$ -	\$ (553,421)	\$ (553,421)
OPEB expense	\$ 40,046	\$ (38,995)	\$ 1,051

At June 30, 2022, the District reported deferred outflows of resources and deferred inflows of resources related to OPEB from the following sources:

	<u>SERS</u>	<u>STRS</u>	<u>Total</u>
Deferred outflows of resources			
Differences between expected and actual experience	\$ 7,491	\$ 19,706	\$ 27,197
Changes of assumptions	110,244	35,350	145,594
Difference between employer contributions and proportionate share of contributions/ change in proportionate share	158,710	3,578	162,288
Contributions subsequent to the measurement date	<u>24,743</u>	<u>-</u>	<u>24,743</u>
Total deferred outflows of resources	<u>\$ 301,188</u>	<u>\$ 58,634</u>	<u>\$ 359,822</u>
	<u>SERS</u>	<u>STRS</u>	<u>Total</u>
Deferred inflows of resources			
Differences between expected and actual experience	\$ 349,994	\$ 101,396	\$ 451,390
Net difference between projected and actual earnings on OPEB plan investments	15,267	153,400	168,667
Changes of assumptions	96,232	330,160	426,392
Difference between employer contributions and proportionate share of contributions/ change in proportionate share	<u>-</u>	<u>2,248</u>	<u>2,248</u>
Total deferred inflows of resources	<u>\$ 461,493</u>	<u>\$ 587,204</u>	<u>\$ 1,048,697</u>

\$24,743 reported as deferred outflows of resources related to OPEB resulting from District contributions subsequent to the measurement date will be recognized as a reduction of the net OPEB liability/asset in the fiscal year ending June 30, 2023.

**RIVERSIDE LOCAL SCHOOL DISTRICT
LOGAN COUNTY**

NOTES TO THE BASIC FINANCIAL STATEMENTS
FOR THE FISCAL YEAR ENDED JUNE 30, 2022

NOTE 14 - DEFINED BENEFIT OPEB PLANS - (Continued)

Other amounts reported as deferred outflows of resources and deferred inflows of resources related to OPEB will be recognized in OPEB expense as follows:

Fiscal Year Ending June 30:	SERS	STRS	Total
2023	\$ (32,254)	\$ (151,500)	\$ (183,754)
2024	(32,361)	(147,663)	(180,024)
2025	(44,221)	(144,190)	(188,411)
2026	(46,743)	(64,210)	(110,953)
2027	(24,145)	(21,632)	(45,777)
Thereafter	(5,324)	625	(4,699)
Total	\$ (185,048)	\$ (528,570)	\$ (713,618)

Actuarial Assumptions - SERS

The total OPEB liability is determined by SERS' actuaries in accordance with GASB Statement No. 74, as part of their annual actuarial valuation for each retirement plan. Actuarial valuations of an ongoing plan involve estimates of the value of reported amounts (e.g., salaries, credited service) and assumptions about the probability of occurrence of events far into the future (e.g., mortality, disabilities, retirements, employment terminations). Actuarially determined amounts are subject to continual review and potential modifications, as actual results are compared with past expectations and new estimates are made about the future.

Projections of benefits for financial reporting purposes are based on the substantive plan (the plan as understood by the employers and plan members) and include the types of benefits provided at the time of each valuation and the historical pattern of sharing benefit costs between the employers and plan members to that point. The projection of benefits for financial reporting purposes does not explicitly incorporate the potential effects of legal or contractual funding limitations.

Actuarial calculations reflect a long-term perspective. For a newly hired employee, actuarial calculations will take into account the employee's entire career with the employer and also take into consideration the benefits, if any, paid to the employee after termination of employment until the death of the employee and any applicable contingent annuitant. In many cases, actuarial calculations reflect several decades of service with the employer and the payment of benefits after termination.

**RIVERSIDE LOCAL SCHOOL DISTRICT
LOGAN COUNTY**

NOTES TO THE BASIC FINANCIAL STATEMENTS
FOR THE FISCAL YEAR ENDED JUNE 30, 2022

NOTE 14 - DEFINED BENEFIT OPEB PLANS - (Continued)

Key methods and assumptions used in calculating the total OPEB liability in the latest actuarial valuation date of June 30, 2021 are presented below:

Wage inflation:	
Current measurement date	2.40%
Prior measurement date	3.00%
Future salary increases, including inflation:	
Current measurement date	3.25% to 13.58%
Prior measurement date	3.50% to 18.20%
Investment rate of return:	
Current measurement date	7.00% net of investment expense, including inflation
Prior measurement date	7.50% net of investment expense, including inflation
Municipal bond index rate:	
Current measurement date	1.92%
Prior measurement date	2.45%
Single equivalent interest rate, net of plan investment expense, including price inflation:	
Current measurement date	2.27%
Prior measurement date	2.63%
Medical trend assumption:	
Current measurement date	
Medicare	5.125 to 4.400%
Pre-Medicare	6.750 to 4.400%
Prior measurement date	
Medicare	5.25 to 4.75%
Pre-Medicare	7.00 to 4.75%

In 2021, Mortality rates were based on the PUB-2010 General Employee Amount Weight Below Median Healthy Retiree mortality table projected to 2017 with ages set forward 1 year and adjusted 94.20% for males and set forward 2 years and adjusted 81.35% for females. Mortality among disabled members were based upon the PUB-2010 General Disabled Retiree mortality table projected to 2017 with ages set forward 5 years and adjusted 103.3% for males and set forward 3 years and adjusted 106.8% for females. Future improvement in mortality rates is reflected by applying the MP-2020 projection scale generationally.

In the prior measurement date, the mortality rates were based on the RP-2014 Blue Collar Mortality Table with fully generational projection and a five-year age set-back for both males and females. Mortality among service retired members, and beneficiaries were based upon the RP-2014 Blue Collar Mortality Table with fully generational projection with Scale BB, 120% of male rates, and 110% of female rates. Mortality among disabled members was based upon the RP-2000 Disabled Mortality Table, 90% for male rates and 100% for female rates, set back five years is used for the period after disability retirement.

The most recent experience study was completed for the five-year period ended June 30, 2020.

**RIVERSIDE LOCAL SCHOOL DISTRICT
LOGAN COUNTY**

NOTES TO THE BASIC FINANCIAL STATEMENTS
FOR THE FISCAL YEAR ENDED JUNE 30, 2022

NOTE 14 - DEFINED BENEFIT OPEB PLANS - (Continued)

The long-term expected rate of return on plan assets is reviewed as part of the actuarial five-year experience study. The most recent study covers fiscal years 2015 through 2020 and was adopted by the Board in 2021. Several factors are considered in evaluating the long-term rate of return assumption including long-term historical data, estimates inherent in current market data, and a log-normal distribution analysis in which best-estimate ranges of expected future real rates of return were developed by the investment consultant for each major asset class. These ranges were combined to produce the long-term expected rate of return, 7.00%, by weighting the expected future real rates of return by the target asset allocation percentage and then adding expected inflation. The capital market assumptions developed by the investment consultant are intended for use over a 10-year horizon and may not be useful in setting the long-term rate of return for funding pension plans which covers a longer timeframe. The assumption is intended to be a long-term assumption and is not expected to change absent a significant change in the asset allocation, a change in the inflation assumption, or a fundamental change in the market that alters expected returns in future years.

The target asset allocation and best estimates of arithmetic real rates of return for each major asset class, as used in the June 30, 2020 five-year experience study, are summarized as follows:

Asset Class	Target Allocation	Long-Term Expected Real Rate of Return
Cash	2.00 %	(0.33) %
US Equity	24.75	5.72
Non-US Equity Developed	13.50	6.55
Non-US Equity Emerging	6.75	8.54
Fixed Income/Global Bonds	19.00	1.14
Private Equity	11.00	10.03
Real Estate/Real Assets	16.00	5.41
Multi-Asset Strategy	4.00	3.47
Private Debt/Private Credit	3.00	5.28
Total	<u>100.00 %</u>	

Discount Rate - The discount rate used to measure the total OPEB liability at June 30, 2021 was 2.27%. The discount rate used to measure total OPEB liability prior to June 30, 2021 was 2.63%. The projection of cash flows used to determine the discount rate assumed that contributions will be made from members and the System at the contribution rate of 1.50% of projected covered payroll each year, which includes a 1.50% payroll surcharge and no contributions from the basic benefits plan. Based on these assumptions, the OPEB plan's fiduciary net position was projected to become insufficient to make all projected future benefit payments of current System members by SERS actuaries. The Municipal Bond Index Rate is used in the determination of the SEIR for both the June 30, 2020 and the June 30, 2021 total OPEB liability. The Municipal Bond Index rate is the single rate that will generate a present value of benefit payments equal to the sum of the present value determined by the long-term expected rate of return, and the present value determined by discounting those benefits after the date of depletion. The Municipal Bond Index Rate is 1.92% at June 30, 2021 and 2.45% at June 30, 2020.

**RIVERSIDE LOCAL SCHOOL DISTRICT
LOGAN COUNTY**

NOTES TO THE BASIC FINANCIAL STATEMENTS
FOR THE FISCAL YEAR ENDED JUNE 30, 2022

NOTE 14 - DEFINED BENEFIT OPEB PLANS - (Continued)

Sensitivity of the District's Proportionate Share of the Net OPEB Liability to Changes in the Discount Rate and Changes in the Health Care Cost Trend Rates - The net OPEB liability is sensitive to changes in the discount rate and the health care cost trend rate. The following table presents the net OPEB liability, what the net OPEB liability would be if it were calculated using a discount rate that is 1 percentage point lower (1.27%) and higher (3.27%) than the current discount rate (2.27%). Also shown is what the net OPEB liability would be based on health care cost trend rates that are 1 percentage point lower (5.75% decreasing to 3.40%) and higher (7.75% decreasing to 5.40%) than the current rate (6.75% decreasing to 4.40%).

	1% Decrease	Current Discount Rate	1% Increase
District's proportionate share of the net OPEB liability	\$ 870,776	\$ 702,737	\$ 568,495
		Current Trend Rate	
	1% Decrease	Current Trend Rate	1% Increase
District's proportionate share of the net OPEB liability	\$ 541,050	\$ 702,737	\$ 918,701

Actuarial Assumptions - STRS

Key methods and assumptions used in the latest actuarial valuation, reflecting experience study results used in the June 30, 2021, actuarial valuation, compared with June 30, 2020, are presented below:

	June 30, 2021		June 30, 2020	
Inflation	2.50%		2.50%	
Projected salary increases	12.50% at age 20 to 2.50% at age 65		12.50% at age 20 to 2.50% at age 65	
Investment rate of return	7.00%, net of investment expenses, including inflation		7.45%, net of investment expenses, including inflation	
Payroll increases	3.00%		3.00%	
Cost-of-living adjustments (COLA)	0.00%		0.00%	
Discount rate of return	7.00%		7.45%	
Blended discount rate of return	N/A		N/A	
Health care cost trends				
	Initial	Ultimate	Initial	Ultimate
Medical				
Pre-Medicare	5.00%	4.00%	5.00%	4.00%
Medicare	-16.18%	4.00%	-6.69%	4.00%
Prescription Drug				
Pre-Medicare	6.50%	4.00%	6.50%	4.00%
Medicare	29.98%	4.00%	11.87%	4.00%

Projections of benefits include the historical pattern of sharing benefit costs between the employers and retired plan members.

**RIVERSIDE LOCAL SCHOOL DISTRICT
LOGAN COUNTY**

NOTES TO THE BASIC FINANCIAL STATEMENTS
FOR THE FISCAL YEAR ENDED JUNE 30, 2022

NOTE 14 - DEFINED BENEFIT OPEB PLANS - (Continued)

For healthy retirees the mortality rates are based on the RP-2014 Annuitant Mortality Tables with 50% of rates through age 69, 70% of rates between ages 70 and 79, 90% of rates between ages 80 and 84, and 100% of rates thereafter, projected forward generationally using mortality improvement scale MP-2016. For disabled retirees, mortality rates are based on the RP-2014 Disabled Mortality Tables with 90% of rates for males and 100% of rates for females, projected forward generationally using mortality improvement scale MP-2016.

Actuarial assumptions used in the June 30, 2021 valuation are based on the results of an actuarial experience study for the period July 1, 2011 through June 30, 2016.

Benefit Term Changes Since the Prior Measurement Date - The non-Medicare subsidy percentage was increased effective January 1, 2022 from 2.055% to 2.100%. The non-Medicare frozen subsidy base premium was increased effective January 1, 2022. The Medicare Part D subsidy was updated to reflect it is expected to be negative in CY2022. The Part B monthly reimbursement elimination date was postponed indefinitely.

STRS' investment consultant develops an estimate range for the investment return assumption based on the target allocation adopted by the Retirement Board. The target allocation and long-term expected rate of return for each major asset class are summarized as follows:

<u>Asset Class</u>	<u>Target Allocation</u>	<u>Long-Term Expected Real Rate of Return *</u>
Domestic Equity	28.00 %	7.35 %
International Equity	23.00	7.55
Alternatives	17.00	7.09
Fixed Income	21.00	3.00
Real Estate	10.00	6.00
Liquidity Reserves	1.00	2.25
Total	<u>100.00 %</u>	

*10-Year geometric nominal returns, which include the real rate of return and inflation of 2.25% and does not include investment expenses. Over a 30-year period, STRS' investment consultant indicates that the above target allocations should generate a return above the actuarial rate of return, without net value added by management.

Discount Rate - The discount rate used to measure the total OPEB asset was 7.00% as of June 30, 2021. The projection of cash flows used to determine the discount rate assumed STRS Ohio continues to allocate no employer contributions to the health care fund. Based on these assumptions, the OPEB plan's fiduciary net position was projected to be available to make all projected future benefit payments to current plan members as of June 30, 2021. Therefore, the long-term expected rate of return on health care fund investments of 7.00% was applied to all periods of projected health care costs to determine the total OPEB liability as of June 30, 2021.

**RIVERSIDE LOCAL SCHOOL DISTRICT
LOGAN COUNTY**

NOTES TO THE BASIC FINANCIAL STATEMENTS
FOR THE FISCAL YEAR ENDED JUNE 30, 2022

NOTE 14 - DEFINED BENEFIT OPEB PLANS - (Continued)

Sensitivity of the District's Proportionate Share of the Net OPEB Asset to Changes in the Discount and Health Care Cost Trend Rate - The following table represents the net OPEB asset as of June 30, 2021, calculated using the current period discount rate assumption of 7.00%, as well as what the net OPEB asset would be if it were calculated using a discount rate that is one percentage point lower (6.00%) or one percentage point higher (8.00%) than the current assumption. Also shown is the net OPEB asset as if it were calculated using health care cost trend rates that are one percentage point lower or one percentage point higher than the current health care cost trend rates.

	1% Decrease	Current Discount Rate	1% Increase
District's proportionate share of the net OPEB asset	\$ 467,002	\$ 553,421	\$ 625,611

	1% Decrease	Current Trend Rate	1% Increase
District's proportionate share of the net OPEB asset	\$ 622,686	\$ 553,421	\$ 467,768

NOTE 15 - BUDGETARY BASIS OF ACCOUNTING

While reporting financial position, results of operations, and changes in fund balance on the basis of generally accepted accounting principles (GAAP), the budgetary basis as provided by law is based upon accounting for certain transactions on a basis of cash receipts and disbursements.

The statement of revenue, expenditures and changes in fund balance - budget and actual (non-GAAP budgetary basis) presented for the general fund is presented on the budgetary basis to provide a meaningful comparison of actual results with the budget. The major differences between the budget basis and the GAAP basis are that:

- (a) Revenues and other financing sources are recorded when received in cash (budget basis) as opposed to when susceptible to accrual (GAAP basis);
- (b) Expenditures and other financing uses are recorded when paid in cash (budget basis) as opposed to when the liability is incurred (GAAP basis);
- (c) In order to determine compliance with Ohio law, and to reserve that portion of the applicable appropriation, total outstanding encumbrances (budget basis) are recorded as the equivalent of an expenditure, as opposed to assigned or committed fund balance for that portion of outstanding encumbrances not already recognized as an account payable (GAAP basis);
- (d) Advances-in and advances-out are operating transactions (budget basis) as opposed to balance sheet transactions (GAAP basis);
- (e) Some funds are included in the general fund (GAAP basis), but have separate legally adopted budgets (budget basis); and,
- (f) Investments are reported at fair value (GAAP basis) rather than cost (budget basis).

**RIVERSIDE LOCAL SCHOOL DISTRICT
LOGAN COUNTY**

NOTES TO THE BASIC FINANCIAL STATEMENTS
FOR THE FISCAL YEAR ENDED JUNE 30, 2022

NOTE 15 - BUDGETARY BASIS OF ACCOUNTING - (Continued)

The adjustments necessary to convert the results of operations for the year on the budget basis to the GAAP basis for the general fund is as follows:

Net Change in Fund Balance

	<u>General fund</u>
Budget basis	\$ (1,621,338)
Net adjustment for revenue accruals	(139,329)
Net adjustment for expenditure accruals	(81,018)
Net adjustment for other sources/uses	1,380
Funds budgeted elsewhere	(7,497)
Adjustment for encumbrances	220,521
GAAP basis	<u>\$ (1,627,281)</u>

Certain funds that are legally budgeted in separate fund classifications are considered part of the general fund on a GAAP basis. This includes the special trust fund, uniform school supplies fund, public school support fund and termination benefits fund.

NOTE 16 - CONTINGENCIES

A. Grants

The District receives significant financial assistance from numerous federal, State and local agencies in the form of grants. The disbursement of funds received under these programs generally requires compliance with terms and conditions specified in the grant agreements and are subject to audit by the grantor agencies. Any disallowed claims resulting from such audits could become a liability of the District. However, in the opinion of management, any such disallowed claims will not have a material effect on the financial position of the District.

B. Litigation

The District is involved in no material litigation as either plaintiff or defendant.

C. Foundation Funding

Foundation funding is based on the annualized full-time equivalent (FTE) enrollment of each student. Traditional districts must comply with minimum hours of instruction, instead of a minimum number of school days each year. The funding formula the Ohio Department of Education (ODE) is legislatively required to follow will continue to adjust as enrollment information is updated by the District, which can extend past the fiscal year-end. As of the date of this report, ODE has not finalized the impact of enrollment adjustments to the June 30, 2022 Foundation funding for the District; therefore, the financial statement impact is not determinable at this time. ODE and management believe this will result in either a receivable to or liability of the District.

**RIVERSIDE LOCAL SCHOOL DISTRICT
LOGAN COUNTY**

NOTES TO THE BASIC FINANCIAL STATEMENTS
FOR THE FISCAL YEAR ENDED JUNE 30, 2022

NOTE 17 - SET-ASIDES

The District is required by State law to annually set-aside certain general fund revenue amounts, as defined by statutory formula, for the acquisition and construction of capital improvements. Amounts not spent by the end of the fiscal year or offset by similarly restricted resources received during the year must be held in cash at fiscal year-end. This amount must be carried forward to be used for the same purpose in future years. Expenditures exceeding the set-aside requirement may not be carried forward to the next fiscal year.

The following cash-basis information describes the change in the fiscal year-end set-aside amount for capital improvements. Disclosure of this information is required by State statute.

	<u>Capital Improvements</u>
Set-aside balance June 30, 2021	\$ -
Current year set-aside requirement	106,621
Contributions in excess of the current fiscal year set-aside requirement	-
Current year qualifying expenditures	-
Excess qualified expenditures from prior years	-
Current year offsets	(106,621)
Waiver granted by ODE	-
Prior year offset from bond proceeds	<u>-</u>
Total	<u>\$ -</u>
Balance carried forward to fiscal year 2023	<u>\$ -</u>
Set-aside balance June 30, 2022	<u>\$ -</u>

During fiscal year 2001, the District issued \$2,881,817 in capital related school improvement bonds. These proceeds may be used to reduce the capital improvements set-aside amount to below zero for future years.

The amount presented for prior year offset from bond proceeds is limited to an amount needed to reduce the capital improvements set-aside balance to \$338,952. The District is responsible for tracking the amount of bond proceeds that may be used as an offset in future periods, which was \$2,542,865 at June 30, 2022.

NOTE 18 - OTHER COMMITMENTS

The District utilizes encumbrance accounting as part of its budgetary controls. Encumbrances outstanding at year end may be reported as part of restricted, committed, or assigned classifications of fund balance. At year end, the District's commitments for encumbrances in the governmental funds were as follows:

<u>Fund</u>	<u>Year-End Encumbrances</u>
General fund	\$ 200,621
Permanent improvement fund	176,674
Nonmajor governmental funds	<u>161,171</u>
Total	<u>\$ 538,466</u>

**RIVERSIDE LOCAL SCHOOL DISTRICT
LOGAN COUNTY**

**NOTES TO THE BASIC FINANCIAL STATEMENTS
FOR THE FISCAL YEAR ENDED JUNE 30, 2022**

NOTE 19 - COVID-19

The United States and the State of Ohio declared a state of emergency in March of 2020 due to the COVID-19 pandemic. Ohio's state of emergency ended in June, 2021 while the national state of emergency continues. During fiscal year 2022, the District received COVID-19 funding. The financial impact of COVID-19 and the continuing emergency measures may impact subsequent periods of the District. The impact on the District's future operating costs, revenues, and additional recovery from emergency funding, either federal or state, cannot be estimated.

REQUIRED SUPPLEMENTARY INFORMATION

**RIVERSIDE LOCAL SCHOOL DISTRICT
LOGAN COUNTY, OHIO**

SCHEDULES OF REQUIRED SUPPLEMENTARY INFORMATION

SCHEDULE OF THE DISTRICT'S PROPORTIONATE SHARE OF
THE NET PENSION LIABILITY
SCHOOL EMPLOYEES RETIREMENT SYSTEM (SERS) OF OHIO

LAST NINE FISCAL YEARS

	<u>2022</u>	<u>2021</u>	<u>2020</u>	<u>2019</u>
District's proportion of the net pension liability	0.03589680%	0.03432980%	0.03298270%	0.03086590%
District's proportionate share of the net pension liability	\$ 1,324,488	\$ 2,270,645	\$ 1,973,413	\$ 1,767,747
District's covered payroll	\$ 1,248,786	\$ 1,196,686	\$ 1,155,504	\$ 1,006,756
District's proportionate share of the net pension liability as a percentage of its covered payroll	106.06%	189.74%	170.78%	175.59%
Plan fiduciary net position as a percentage of the total pension liability	82.86%	68.55%	70.85%	71.36%

Note: Information prior to 2014 was unavailable. Schedule is intended to show information for 10 years. Additional years will be displayed as they become available.

Amounts presented for each fiscal year were determined as of the District's measurement date which is the prior year-end.

SEE ACCOMPANYING NOTES TO THE REQUIRED SUPPLEMENTARY INFORMATION

2018	2017	2016	2015	2014
0.02593240%	0.02412650%	0.02599480%	0.02506400%	0.02506400%
\$ 1,549,404	\$ 1,765,837	\$ 1,483,288	\$ 1,268,475	\$ 1,490,476
\$ 926,986	\$ 688,086	\$ 782,580	\$ 728,312	\$ 818,251
167.14%	256.63%	189.54%	174.17%	182.15%
69.50%	62.98%	69.16%	71.70%	65.52%

**RIVERSIDE LOCAL SCHOOL DISTRICT
LOGAN COUNTY, OHIO**

SCHEDULES OF REQUIRED SUPPLEMENTARY INFORMATION

SCHEDULE OF THE DISTRICT'S PROPORTIONATE SHARE OF
THE NET PENSION LIABILITY
STATE TEACHERS RETIREMENT SYSTEM (STRS) OF OHIO

LAST NINE FISCAL YEARS

	<u>2022</u>	<u>2021</u>	<u>2020</u>	<u>2019</u>
District's proportion of the net pension liability	0.02624816%	0.02483369%	0.02465508%	0.02466695%
District's proportionate share of the net pension liability	\$ 3,356,063	\$ 6,008,869	\$ 5,452,323	\$ 5,423,708
District's covered payroll	\$ 3,296,764	\$ 3,048,264	\$ 2,882,000	\$ 2,839,014
District's proportionate share of the net pension liability as a percentage of its covered payroll	101.80%	197.12%	189.19%	191.04%
Plan fiduciary net position as a percentage of the total pension liability	87.78%	75.48%	77.40%	77.31%

Note: Information prior to 2014 was unavailable. Schedule is intended to show information for 10 years. Additional years will be displayed as they become available.

Amounts presented for each fiscal year were determined as of the District's measurement date which is the prior year-end.

SEE ACCOMPANYING NOTES TO THE REQUIRED SUPPLEMENTARY INFORMATION

2018	2017	2016	2015	2014
0.02451774%	0.02466186%	0.02574017%	0.02570535%	0.02570535%
\$ 5,824,242	\$ 8,255,068	\$ 7,113,830	\$ 6,252,431	\$ 7,447,855
\$ 2,757,414	\$ 2,629,479	\$ 2,716,914	\$ 2,626,377	\$ 2,859,262
211.22%	313.94%	261.83%	238.06%	260.48%
75.30%	66.80%	72.10%	74.70%	69.30%

**RIVERSIDE LOCAL SCHOOL DISTRICT
LOGAN COUNTY, OHIO**

SCHEDULES OF REQUIRED SUPPLEMENTARY INFORMATION

SCHEDULE OF DISTRICT PENSION CONTRIBUTIONS
SCHOOL EMPLOYEES RETIREMENT SYSTEM (SERS) OF OHIO

	LAST TEN FISCAL YEARS			
	<u>2022</u>	<u>2021</u>	<u>2020</u>	<u>2019</u>
Contractually required contribution	\$ 196,153	\$ 174,830	\$ 167,536	\$ 155,993
Contributions in relation to the contractually required contribution	<u>(196,153)</u>	<u>(174,830)</u>	<u>(167,536)</u>	<u>(155,993)</u>
Contribution deficiency (excess)	<u>\$ -</u>	<u>\$ -</u>	<u>\$ -</u>	<u>\$ -</u>
District's covered payroll	\$ 1,401,093	\$ 1,248,786	\$ 1,196,686	\$ 1,155,504
Contributions as a percentage of covered payroll	14.00%	14.00%	14.00%	13.50%

SEE ACCOMPANYING NOTES TO THE REQUIRED SUPPLEMENTARY INFORMATION

<u>2018</u>	<u>2017</u>	<u>2016</u>	<u>2015</u>	<u>2014</u>	<u>2013</u>
\$ 135,912	\$ 129,778	\$ 96,332	\$ 103,144	\$ 100,944	\$ 113,246
<u>(135,912)</u>	<u>(129,778)</u>	<u>(96,332)</u>	<u>(103,144)</u>	<u>(100,944)</u>	<u>(113,246)</u>
<u>\$ -</u>	<u>\$ -</u>	<u>\$ -</u>	<u>\$ -</u>	<u>\$ -</u>	<u>\$ -</u>
\$ 1,006,756	\$ 926,986	\$ 688,086	\$ 782,580	\$ 728,312	\$ 818,251
13.50%	14.00%	14.00%	13.18%	13.86%	13.84%

**RIVERSIDE LOCAL SCHOOL DISTRICT
LOGAN COUNTY, OHIO**

SCHEDULES OF REQUIRED SUPPLEMENTARY INFORMATION

SCHEDULE OF DISTRICT PENSION CONTRIBUTIONS
STATE TEACHERS RETIREMENT SYSTEM (STRS) OF OHIO

	LAST TEN FISCAL YEARS			
	<u>2022</u>	<u>2021</u>	<u>2020</u>	<u>2019</u>
Contractually required contribution	\$ 494,238	\$ 461,547	\$ 426,757	\$ 403,480
Contributions in relation to the contractually required contribution	<u>(494,238)</u>	<u>(461,547)</u>	<u>(426,757)</u>	<u>(403,480)</u>
Contribution deficiency (excess)	<u>\$ -</u>	<u>\$ -</u>	<u>\$ -</u>	<u>\$ -</u>
District's covered payroll	\$ 3,530,271	\$ 3,296,764	\$ 3,048,264	\$ 2,882,000
Contributions as a percentage of covered payroll	14.00%	14.00%	14.00%	14.00%

SEE ACCOMPANYING NOTES TO THE REQUIRED SUPPLEMENTARY INFORMATION

<u>2018</u>	<u>2017</u>	<u>2016</u>	<u>2015</u>	<u>2014</u>	<u>2013</u>
\$ 397,462	\$ 386,038	\$ 368,127	\$ 380,368	\$ 341,429	\$ 371,704
<u>(397,462)</u>	<u>(386,038)</u>	<u>(368,127)</u>	<u>(380,368)</u>	<u>(341,429)</u>	<u>(371,704)</u>
<u>\$ -</u>	<u>\$ -</u>	<u>\$ -</u>	<u>\$ -</u>	<u>\$ -</u>	<u>\$ -</u>
\$ 2,839,014	\$ 2,757,414	\$ 2,629,479	\$ 2,716,914	\$ 2,626,377	\$ 2,859,262
14.00%	14.00%	14.00%	14.00%	13.00%	13.00%

**RIVERSIDE LOCAL SCHOOL DISTRICT
LOGAN COUNTY, OHIO**

SCHEDULES OF REQUIRED SUPPLEMENTARY INFORMATION

SCHEDULE OF THE DISTRICT'S PROPORTIONATE SHARE OF
THE NET OPEB LIABILITY
SCHOOL EMPLOYEES RETIREMENT SYSTEM (SERS) OF OHIO

LAST SIX FISCAL YEARS

	<u>2022</u>	<u>2021</u>	<u>2020</u>	<u>2019</u>
District's proportion of the net OPEB liability	0.03713110%	0.03581020%	0.03389730%	0.03133680%
District's proportionate share of the net OPEB liability	\$ 702,737	\$ 778,273	\$ 852,446	\$ 869,367
District's covered payroll	\$ 1,248,786	\$ 1,196,686	\$ 1,155,504	\$ 1,006,756
District's proportionate share of the net OPEB liability as a percentage of its covered payroll	56.27%	65.04%	73.77%	86.35%
Plan fiduciary net position as a percentage of the total OPEB liability	24.08%	18.17%	15.57%	13.57%

Note: Information prior to 2017 was unavailable. Schedule is intended to show information for 10 years. Additional years will be displayed as they become available.

Amounts presented for each fiscal year were determined as of the District's measurement date which is the prior year-end.

SEE ACCOMPANYING NOTES TO THE REQUIRED SUPPLEMENTARY INFORMATION

<u>2018</u>	<u>2017</u>
0.02632320%	0.02447047%
\$ 706,446	\$ 697,499
\$ 926,986	\$ 688,086
76.21%	101.37%
12.46%	11.49%

**RIVERSIDE LOCAL SCHOOL DISTRICT
LOGAN COUNTY, OHIO**

SCHEDULES OF REQUIRED SUPPLEMENTARY INFORMATION

SCHEDULE OF THE DISTRICT'S PROPORTIONATE SHARE OF
THE NET OPEB LIABILITY/ASSET
STATE TEACHERS RETIREMENT SYSTEM (STRS) OF OHIO

LAST SIX FISCAL YEARS

	<u>2022</u>	<u>2021</u>	<u>2020</u>	<u>2019</u>
District's proportion of the net OPEB liability/asset	0.02624816%	0.02483369%	0.02465508%	0.02466695%
District's proportionate share of the net OPEB liability/(asset)	\$ (553,421)	\$ (436,452)	\$ (408,347)	\$ (396,373)
District's covered payroll	\$ 3,296,764	\$ 3,048,264	\$ 2,882,000	\$ 2,839,014
District's proportionate share of the net OPEB liability/asset as a percentage of its covered payroll	16.79%	14.32%	14.17%	13.96%
Plan fiduciary net position as a percentage of the total OPEB liability/asset	174.73%	182.10%	174.70%	176.00%

Note: Information prior to 2017 was unavailable. Schedule is intended to show information for 10 years. Additional years will be displayed as they become available.

Amounts presented for each fiscal year were determined as of the District's measurement date which is the prior year-end.

SEE ACCOMPANYING NOTES TO THE REQUIRED SUPPLEMENTARY INFORMATION

<u>2018</u>	<u>2017</u>
0.02451774%	0.02466186%
\$ 956,592	\$ 1,318,923
\$ 2,757,414	\$ 2,629,479
34.69%	50.16%
47.10%	37.30%

**RIVERSIDE LOCAL SCHOOL DISTRICT
LOGAN COUNTY, OHIO**

SCHEDULES OF REQUIRED SUPPLEMENTARY INFORMATION

SCHEDULE OF DISTRICT OPEB CONTRIBUTIONS
SCHOOL EMPLOYEES RETIREMENT SYSTEM (SERS) OF OHIO

LAST TEN FISCAL YEARS

	<u>2022</u>	<u>2021</u>	<u>2020</u>	<u>2019</u>
Contractually required contribution	\$ 24,743	\$ 24,393	\$ 23,886	\$ 26,920
Contributions in relation to the contractually required contribution	<u>(24,743)</u>	<u>(24,393)</u>	<u>(23,886)</u>	<u>(26,920)</u>
Contribution deficiency (excess)	<u>\$ -</u>	<u>\$ -</u>	<u>\$ -</u>	<u>\$ -</u>
District's covered payroll	\$ 1,401,093	\$ 1,248,786	\$ 1,196,686	\$ 1,155,504
Contributions as a percentage of covered payroll	1.77%	1.95%	2.00%	2.33%

SEE ACCOMPANYING NOTES TO THE REQUIRED SUPPLEMENTARY INFORMATION

<u>2018</u>	<u>2017</u>	<u>2016</u>	<u>2015</u>	<u>2014</u>	<u>2013</u>
\$ 22,067	\$ 14,383	\$ 12,472	\$ 19,336	\$ 28,285	\$ 21,398
<u>(22,067)</u>	<u>(14,383)</u>	<u>(12,472)</u>	<u>(19,336)</u>	<u>(28,285)</u>	<u>(21,398)</u>
<u>\$ -</u>	<u>\$ -</u>	<u>\$ -</u>	<u>\$ -</u>	<u>\$ -</u>	<u>\$ -</u>
\$ 1,006,756	\$ 926,986	\$ 688,086	\$ 782,580	\$ 728,312	\$ 818,251
2.19%	1.55%	1.81%	2.47%	3.88%	2.62%

**RIVERSIDE LOCAL SCHOOL DISTRICT
LOGAN COUNTY, OHIO**

SCHEDULES OF REQUIRED SUPPLEMENTARY INFORMATION

SCHEDULE OF DISTRICT OPEB CONTRIBUTIONS
STATE TEACHERS RETIREMENT SYSTEM (STRS) OF OHIO

	LAST TEN FISCAL YEARS			
	<u>2022</u>	<u>2021</u>	<u>2020</u>	<u>2019</u>
Contractually required contribution	\$ -	\$ -	\$ -	\$ -
Contributions in relation to the contractually required contribution	<u>-</u>	<u>-</u>	<u>-</u>	<u>-</u>
Contribution deficiency (excess)	<u>\$ -</u>	<u>\$ -</u>	<u>\$ -</u>	<u>\$ -</u>
District's covered payroll	\$ 3,530,271	\$ 3,296,764	\$ 3,048,264	\$ 2,882,000
Contributions as a percentage of covered payroll	0.00%	0.00%	0.00%	0.00%

SEE ACCOMPANYING NOTES TO THE REQUIRED SUPPLEMENTARY INFORMATION

<u>2018</u>	<u>2017</u>	<u>2016</u>	<u>2015</u>	<u>2014</u>	<u>2013</u>
\$ -	\$ -	\$ -	\$ -	\$ 30,924	\$ 30,510
-	-	-	-	(30,924)	(30,510)
<u>\$ -</u>	<u>\$ -</u>	<u>\$ -</u>	<u>\$ -</u>	<u>\$ -</u>	<u>\$ -</u>
\$ 2,839,014	\$ 2,757,414	\$ 2,629,479	\$ 2,716,914	\$ 2,626,377	\$ 2,859,262
0.00%	0.00%	0.00%	0.00%	1.00%	1.00%

**RIVERSIDE LOCAL SCHOOL DISTRICT
LOGAN COUNTY, OHIO**

NOTES TO THE REQUIRED SUPPLEMENTARY INFORMATION
FOR THE FISCAL YEAR ENDED JUNE 30, 2022

PENSION

SCHOOL EMPLOYEES RETIREMENT SYSTEM (SERS) OF OHIO

Changes in benefit terms :

- There were no changes in benefit terms from the amounts reported for fiscal years 2014-2017.
- For fiscal year 2018, SERS changed from a fixed 3% annual increase to a Cost of Living Adjustment (COLA) based on the changes in the Consumer Price Index (CPI-W), with a cap of 2.5% and a floor of 0%.
- There were no changes in benefit terms from the amounts previously reported for fiscal year 2019.
- There were no changes in benefit terms from the amounts previously reported for fiscal year 2020.
- There were no changes in benefit terms from the amounts previously reported for fiscal year 2021.
- For fiscal year 2022, SERS changed from a Cost of Living Adjustment (COLA) of 2.5% to 2.0%.

Changes in assumptions :

- There were no changes in methods and assumptions used in the calculation of actuarial determined contributions for fiscal years 2014-2016.
- For fiscal year 2017, the following changes of assumptions affected the total pension liability since the prior measurement date: (a) the assumed rate of inflation was reduced from 3.25% to 3.00%, (b) payroll growth assumption was reduced from 4.00% to 3.50%, (c) assumed real wage growth was reduced from 0.75% to 0.50%, (d) rates of withdrawal, retirement and disability were updated to reflect recent experience, (e) mortality among active members was updated to RP-2014 Blue Collar Mortality Table with fully generational projection and a five year age set-back for both males and females, (f) mortality among service retired members and beneficiaries was updated to the following RP-2014 Blue Collar Mortality Table with fully generational projection with Scale BB, 120% of male rates and 110% of female rates, (g) mortality among disabled members was updated to RP-2000 Disabled Mortality Table, 90% for male rates and 100% for female rates, set back five years is used for the period after disability retirement and (h) the discount rate was reduced from 7.75% to 7.50%.
- There were no changes in methods and assumptions used in the calculation of actuarial determined contributions for fiscal year 2018.
- There were no changes in methods and assumptions used in the calculation of actuarial determined contributions for fiscal year 2019.
- There were no changes in methods and assumptions used in the calculation of actuarial determined contributions for fiscal year 2020.
- There were no changes in methods and assumptions used in the calculation of actuarial determined contributions for fiscal year 2021.
- For fiscal year 2022, the following changes of assumptions affected the total pension liability since the prior measurement date: (a) wage inflation decreased from 3.00% to 2.40%, (b) future salary increases changed from 3.50%-18.20% to 3.25%-13.58%, (c) investment rate of return decreased from 7.50% to 7.00%, (d) discount rate decreased from 7.50% to 7.00% and (e) mortality tables changed from the RP-2014 Blue Collar mortality table to the PUB-2010 General Employee Amount Weight Below Median Healthy Retiree mortality table.

STATE TEACHERS RETIREMENT SYSTEM (STRS) OF OHIO

Changes in benefit terms :

- There were no changes in benefit terms from the amounts reported for fiscal years 2014-2017.
- For fiscal year 2018, STRS decreased the Cost of Living Adjustment (COLA) to zero.
- There were no changes in benefit terms from amounts previously reported for fiscal year 2019.
- There were no changes in benefit terms from amounts previously reported for fiscal year 2020.
- There were no changes in benefit terms from amounts previously reported for fiscal year 2021.
- There were no changes in benefit terms from amounts previously reported for fiscal year 2022.

(Continued)

**RIVERSIDE LOCAL SCHOOL DISTRICT
LOGAN COUNTY, OHIO**

NOTES TO THE REQUIRED SUPPLEMENTARY INFORMATION (CONTINUED)
FOR THE FISCAL YEAR ENDED JUNE 30, 2022

PENSION (CONTINUED)

Changes in assumptions :

- There were no changes in methods and assumptions used in the calculation of actuarial determined contributions for fiscal years 2014-2017.
- For fiscal year 2018, the following changes of assumption affected the total pension liability since the prior measurement date: (a) the long-term expected rate of return was reduced from 7.75% to 7.45%, (b) the inflation assumption was lowered from 2.75% to 2.50%, (c) the payroll growth assumption was lowered to 3.00%, (d) total salary increases rate was lowered by decreasing the merit component of the individual salary increases, in addition to a decrease of 0.25% due to lower inflation, (e) the healthy and disabled mortality assumptions were updated to the RP-2014 mortality tables with generational improvement scale MP-2016 and (f) rates of retirement, termination and disability were modified to better reflect anticipated future experience.
- There were no changes in methods and assumptions used in the calculation of actuarial determined contributions for fiscal year 2019.
- There were no changes in methods and assumptions used in the calculation of actuarial determined contributions for fiscal year 2020.
- There were no changes in methods and assumptions used in the calculation of actuarial determined contributions for fiscal year 2021.
- For fiscal year 2022, the following changes of assumption affected the total pension liability since the prior measurement date: (a) the long-term expected rate of return was reduced from 7.45% to 7.00% and (b) the discount rate of return was reduced from 7.45% to 7.00%.

OTHER POSTEMPLOYMENT BENEFITS (OPEB)

SCHOOL EMPLOYEES RETIREMENT SYSTEM (SERS) OF OHIO

Changes in benefit terms :

- There were no changes in benefit terms from the amounts reported for fiscal years 2014-2022.

Changes in assumptions :

- There were no changes in methods and assumptions used in the calculation of actuarial determined contributions for fiscal year 2017.
- For fiscal year 2018, the following changes of assumptions affected the total OPEB liability since the prior measurement date: (a) assumed rate of inflation was reduced from 3.25% to 3.00%, (b) payroll growth assumption was reduced from 4.00% to 3.50%, (c) assumed real wage growth was reduced from 0.75% to 0.50%, (d) rates of withdrawal, retirement, and disability were updated to reflect recent experience, (e) mortality among active members was updated to the following: RP-2014 Blue Collar Mortality Table with fully generational projection and a five-year age set-back for both males and females, (f) mortality among service retired members and beneficiaries was updated to the following: RP-2014 Blue Collar Mortality Table with fully generational projection with Scale BB, 120% of male rates, and 110% of female rates, (g) mortality among disabled members was updated to the following: RP-2000 Disabled Mortality Table, 90% for male rates and 100% for female rates, set back five years is used for the period after disability retirement, (h) the municipal bond index rate increased from 2.92% to 3.56% and (i) the single equivalent interest rate, net of plan investment expense, including price inflation increased from 2.98% to 3.63%.
- For fiscal year 2019, the following changes of assumptions affected the total OPEB liability since the prior measurement date: (a) the discount rate increased from 3.63% to 3.70%, (b) the health care cost trend rates for Medicare were changed from a range of 5.50%-5.00% to a range of 5.375%-4.75% and Pre-Medicare were changed from a range of 7.50%-5.00% to a range of 7.25%-4.75%, (c) the municipal bond index rate increased from 3.56% to 3.62% and (d) the single equivalent interest rate, net of plan investment expense, including price inflation increased from 3.63% to 3.70%.
- For fiscal year 2020, the following changes of assumptions affected the total OPEB liability since the prior measurement date: (a) the discount rate decreased from 3.70% to 3.22%, (b) the health care cost trend rates for Medicare were changed from a range of 5.375%-4.75% to a range of 5.25%-4.75% and Pre-Medicare were changed from a range of 7.25%-4.75% to a range of 7.00%-4.75%, (c) the municipal bond index rate decreased from 3.62% to 3.13% and (d) the single equivalent interest rate, net of plan investment expense, including price inflation decreased from 3.70% to 3.22%.
- For fiscal year 2021, the following changes of assumptions affected the total OPEB liability since the prior measurement date: (a) the discount rate decreased from 3.22% to 2.63% and (b) the municipal bond index rate decreased from 3.13% to 2.45%.
- For fiscal year 2022, the following changes of assumptions affected the total pension liability since the prior measurement date: (a) wage inflation decreased from 3.00% to 2.40%, (b) future salary increases changed from 3.50%-18.20% to 3.25%-13.58%, (c) investment rate of return decreased from 7.50% to 7.00%, (d) discount rate decreased from 7.50% to 7.00% and (e) mortality tables changed from the RP-2014 Blue Collar mortality table to the PUB-2010 General Employee Amount Weight Below Median Healthy Retiree mortality table.

(Continued)

**RIVERSIDE LOCAL SCHOOL DISTRICT
LOGAN COUNTY, OHIO**

NOTES TO THE REQUIRED SUPPLEMENTARY INFORMATION (CONTINUED)
FOR THE FISCAL YEAR ENDED JUNE 30, 2022

OTHER POSTEMPLOYMENT BENEFITS (OPEB) (CONTINUED)

STATE TEACHERS RETIREMENT SYSTEM (STRS) OF OHIO

Changes in benefit terms :

- There were no changes in benefit terms from the amounts previously reported for fiscal year 2017.
- For fiscal year 2018, STRS reduced the subsidy multiplier for non-Medicare benefit recipients from 2.1% to 1.9% per year of service. Medicare Part B premium reimbursements were discontinued for certain survivors and beneficiaries and all remaining Medicare Part B premium reimbursements will be discontinued beginning January 2019.
- For fiscal year 2019, STRS increased the subsidy multiplier for non-Medicare benefit recipients from 1.9% to 1.944% per year of service effective January 1, 2019. The non-Medicare frozen subsidy base premium was increased January 1, 2019 and all remaining Medicare Part B premium reimbursements will be discontinued beginning January 1, 2020.
- For fiscal year 2020, STRS increased the subsidy percentage from 1.944% to 1.984% effective January 1, 2020. The Medicare subsidy percentages were adjusted effective January 1, 2021 to 2.1% for the Medicare plan. The Medicare Part B monthly reimbursement elimination date was postponed to January 1, 2021.
- For fiscal year 2021, the non-Medicare subsidy percentage was increased effective January 1, 2021 from 1.984% to 2.055% per year of service. The non-Medicare frozen subsidy base premium was increased effective January 1, 2021. The Medicare subsidy percentages were adjusted effective January 1, 2021 to 2.1% for the AMA Medicare plan. The Medicare Part B monthly reimbursement elimination date was postponed indefinitely.
- For fiscal year 2022, the non-Medicare subsidy percentage was increased effective January 1, 2022 from 2.055% to 2.100%. The non-Medicare frozen subsidy base premium was increased effective January 1, 2022. The Medicare Part D subsidy was updated to reflect it is expected to be negative in CY2022. The Part B monthly reimbursement elimination date was postponed indefinitely.

Changes in assumptions :

- There were no changes in methods and assumptions used in the calculation of actuarial determined contributions for fiscal year 2017.
- For fiscal year 2018, the following changes of assumptions affected the total OPEB liability since the prior measurement date: (a) the discount rate was increased from 3.26% to 4.13% based on the methodology defined under GASB Statement No. 74, Financial Reporting for Postemployment Benefit Plans Other Than Pension Plans (OPEB), (b) the long term expected rate of return was reduced from 7.75% to 7.45%, (c) valuation year per capita health care costs were updated, and the salary scale was modified, (d) the percentage of future retirees electing each option was updated based on current data and the percentage of future disabled retirees and terminated vested participants electing health coverage were decreased and (e) the assumed mortality, disability, retirement, withdrawal and future health care cost trend rates were modified along with the portion of rebated prescription drug costs.
- For fiscal year 2019, the following changes of assumptions affected the total OPEB liability/asset since the prior measurement date: (a) the discount rate was increased from the blended rate of 4.13% to the long-term expected rate of return of 7.45% based on the methodology defined under GASB Statement No. 74, Financial Reporting for Postemployment Benefit Plans Other Than Pension Plans (OPEB) and (b) decrease in health care cost trend rates from 6.00%-11.00% initial; 4.50% ultimate down to Medical Pre-Medicare 6.00% and Medicare 5.00% initial; 4.00% ultimate and Prescription Drug Pre-Medicare 8.00% and Medicare (5.23%) initial; 4.00% ultimate.
- For fiscal year 2020, health care cost trend rates were changed to the following: medical pre-Medicare from 6.00% initial - 4.00% ultimate down to 5.87% initial - 4.00% ultimate; medical Medicare from 5.00% initial - 4.00% ultimate down to 4.93% initial - 4.00% ultimate; prescription drug pre-Medicare from 8.00% initial - 4.00% ultimate down to 7.73% initial - 4.00% ultimate and (5.23%) initial - 4.00% ultimate up to 9.62% initial - 4.00% ultimate.
- For fiscal year 2021, health care cost trend rates were changed to the following: medical pre-Medicare from 5.87% initial - 4.00% ultimate down to 5.00% initial - 4.00% ultimate; medical Medicare from 4.93% initial - 4.00% ultimate down to -6.69% initial - 4.00% ultimate; prescription drug pre-Medicare from 7.73% initial - 4.00% ultimate down to 6.50% initial - 4.00% ultimate; prescription drug Medicare from 9.62% initial - 4.00% ultimate up to 11.87% initial - 4.00% ultimate.
- For fiscal year 2022, the following changes of assumption affected the total OPEB liability since the prior measurement date: (a) the long-term expected rate of return was reduced from 7.45% to 7.00%, (b) the discount rate of return was reduced from 7.45% to 7.00% and (c) health care cost trend rates were changed to the following: medical Medicare from -6.69% initial - 4.00% ultimate down to -16.18% initial - 4.00% ultimate; prescription drug Medicare from 11.87% initial - 4.00% ultimate up to 29.98% initial - 4.00% ultimate.

**RIVERSIDE LOCAL SCHOOL DISTRICT
LOGAN COUNTY, OHIO
SCHEDULE OF EXPENDITURES OF FEDERAL AWARDS
FOR THE FISCAL YEAR ENDED JUNE 30, 2022**

Federal Grantor/ Pass-Through Grantor/ Program or Cluster Title	Assistance Listing Number	Pass Through Grantor Number	Expenditures	Non-Cash Expenditures
<u>U.S. Department of Agriculture</u>				
<i>Passed through Ohio Department of Education</i>				
Child Nutrition Cluster:				
School Breakfast Program	10.553	N/A	\$ 62,730	\$ 0
National School Lunch Program	10.555	N/A	284,270	17,074
COVID-19 - National School Lunch Program	10.555	N/A	14,723	0
Special Milk Program for Children	10.556	N/A	921	0
Total Child Nutrition Cluster			<u>362,644</u>	<u>17,074</u>
COVID-19 Pandemic EBT Administrative Costs	10.649	N/A	614	0
Total U.S. Department of Agriculture			<u>363,258</u>	<u>17,074</u>
<u>U.S. Department of Education</u>				
<i>Passed through Ohio Department of Education</i>				
Title I Grants to Local Educational Agencies	84.010	S010A150035	128,925	0
Special Education Cluster (IDEA):				
Special Education - Grants to States - IDEA Part B	84.027	H027A150111	138,848	0
COVID-19 - Special Education - Grants to States - IDEA Part B	84.027X	N/A	29,531	0
Special Education - Preschool Grants - IDEA Preschool	84.173	H173A150119	897	0
COVID-19 - Special Education - Preschool Grants - IDEA Preschool	84.173X	N/A	2,187	0
Total Special Education Cluster			<u>171,463</u>	<u>0</u>
Special Education - State Personnel Development	84.323	N/A	110	0
Improving Teacher Quality State Grants	84.367	S367A150034	19,478	0
Rural Education	84.358	N/A	31,553	0
Striving Readers	84.371	N/A	96,846	0
Student Support and Academic Enrichment Program	84.424	N/A	13,016	0
COVID-19 -Education Stabilization Fund -				
COVID-19 - ESSER II	84.425D	N/A	243,776	0
COVID-19 - ARP ESSER	84.425U	N/A	234,275	0
Total ALN #84.425			<u>478,051</u>	<u>0</u>
Total U.S. Department of Education			<u>939,442</u>	<u>0</u>
<u>U.S. Department of Treasury</u>				
<i>Pass through Ohio Department of Education</i>				
Coronavirus Relief Fund:				
Broadband Ohio Connectivity Grant	21.019	OBM0100122-CRF	75,000	0
Total ALN #21.019			<u>75,000</u>	<u>0</u>
Total U.S. Department of Treasury			<u>75,000</u>	<u>0</u>
TOTAL EXPENDITURES OF FEDERAL AWARDS			<u>\$ 1,377,700</u>	<u>\$ 17,074</u>

See accompanying notes to the Schedule of Expenditures of Federal Awards.

**RIVERSIDE LOCAL SCHOOL DISTRICT
LOGAN COUNTY, OHIO
NOTES TO THE SCHEDULE OF EXPENDITURES OF FEDERAL AWARDS
FOR THE FISCAL YEAR ENDED JUNE 30, 2022**

NOTE 1: BASIS OF PRESENTATION

The accompanying Schedule of Expenditures of Federal Awards (the Schedule) includes the federal award activity of the Riverside Local School District under programs of the federal government for the year ended June 30, 2022. The information in this Schedule is presented in accordance with the requirements of Title 2 U.S. Code of Federal Regulations Part 200, *Uniform Administrative Requirements, Cost Principles, and Audit Requirements for Federal Awards* (Uniform Guidance). Because the Schedule presents only a selected portion of the operations of Riverside Local School District, it is not intended to and does not present the financial position, changes in financial position or cash flows of the Riverside Local School District.

NOTE 2: SUMMARY OF SIGNIFICANT ACCOUNTING POLICIES

Expenditures reported on the Schedule are reported on the cash basis of accounting. Such expenditures are recognized following the cost principles contained in the Uniform Guidance, wherein certain types of expenditures are not allowable or are limited as to reimbursement.

NOTE 3: INDIRECT COST RATE

The Riverside Local School District has elected not to use the 10 percent de minimis indirect cost rate allowed under the Uniform Guidance.

NOTE 4: CHILD NUTRITION CLUSTER

Cash receipts from the U.S. Department of Agriculture are commingled with State grants. It is assumed federal monies are expended first.

NOTE 5: FOOD DONATION PROGRAM

Program regulations do not require the District to maintain separate inventory records for purchased food and food received from the U.S. Department of Agriculture. This non-monetary assistance (expenditures) is reported in the Schedule at the fair value of the commodities received.

INDEPENDENT AUDITOR'S REPORT ON INTERNAL CONTROL OVER FINANCIAL REPORTING AND ON COMPLIANCE AND OTHER MATTERS BASED ON AN AUDIT OF FINANCIAL STATEMENTS PERFORMED IN ACCORDANCE WITH GOVERNMENT AUDITING STANDARDS

Riverside Local School District
Logan County
2096 County Road 24 South
DeGraff, Ohio 43318

To the Members of the Board of Education:

We have audited, in accordance with the auditing standards generally accepted in the United States of America and the standards applicable to financial audits contained in *Government Auditing Standards* issued by the Comptroller General of the United States, the financial statements of the governmental activities, each major fund, and the aggregate remaining fund information of the Riverside Local School District, Logan County, Ohio, (the District) as of and for the year ended June 30, 2022, and the related notes to the financial statements, which collectively comprise the District's basic financial statements, and have issued our report thereon dated November 30, 2022, wherein we noted the District adopted new accounting guidance in Governmental Accounting Standards Board (GASB) Statement No. 87, *Leases*. We also noted the financial impact of COVID-19 and the continuing emergency measures may impact subsequent periods of the District.

Report on Internal Control Over Financial Reporting

In planning and performing our audit of the financial statements, we considered the District's internal control over financial reporting (internal control) to determine the audit procedures that are appropriate in the circumstances for the purpose of expressing our opinions on the financial statements, but not for the purpose of expressing an opinion on the effectiveness of the District's internal control. Accordingly, we do not express an opinion on the effectiveness of the District's internal control.

A *deficiency in internal control* exists when the design or operation of a control does not allow management or employees, in the normal course of performing their assigned functions, to prevent, or detect and correct, misstatements on a timely basis. A *material weakness* is a deficiency, or a combination of deficiencies, in internal control, such that there is a reasonable possibility that a material misstatement of the District's financial statements will not be prevented, or detected and corrected, on a timely basis. A *significant deficiency* is a deficiency, or a combination of deficiencies, in internal control that is less severe than a material weakness, yet important enough to merit attention by those charged with governance.

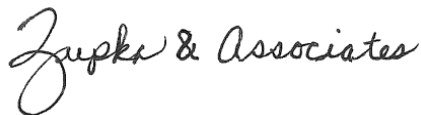
Our consideration of internal control was for the limited purpose described in the first paragraph of this section and was not designed to identify all deficiencies in internal control that might be material weaknesses or significant deficiencies. Given these limitations, during our audit we did not identify any deficiencies in internal control that we consider to be material weaknesses. However, material weaknesses or significant deficiencies may exist that have not been identified.

Report on Compliance and Other Matters

As part of obtaining reasonable assurance about whether the District's financial statements are free from material misstatement, we performed tests of its compliance with certain provisions of laws, regulations, contracts, and grant agreements, noncompliance with which could have a direct and material effect on the determination of financial statement amounts. However, providing an opinion on compliance with those provisions was not an objective of our audit, and accordingly, we do not express such an opinion. The results of our tests disclosed no instances of noncompliance or other matters that are required to be reported under Government Auditing Standards.

Purpose of This Report

The purpose of this report is solely to describe the scope of our testing of internal control and compliance and the results of that testing, and not to provide an opinion on the effectiveness of the District's internal control or on compliance. This report is an integral part of an audit performed in accordance with *Government Auditing Standards* in considering the District's internal control and compliance. Accordingly, this communication is not suitable for any other purpose.



Zupka & Associates
Certified Public Accountants

November 30, 2022

**INDEPENDENT AUDITOR'S REPORT ON COMPLIANCE FOR EACH MAJOR
FEDERAL PROGRAM AND ON INTERNAL CONTROL OVER COMPLIANCE
REQUIRED BY THE UNIFORM GUIDANCE**

Riverside Local School District
Logan County
2096 County Road 24 South
DeGraff, Ohio 43318

To the Members of the Board of Education:

Report on Compliance for Each Major Federal Program

Opinion on Each Major Federal Program

We have audited the Riverside Local School District, Logan County, Ohio's (the District) compliance with the types of compliance requirements identified as subject to audit in the OMB *Compliance Supplement* that could have a direct and material effect on each of the District's major federal programs for the year ended June 30, 2022. The District's major federal programs are identified in the summary of auditor's results section of the accompanying Schedule of Findings and Questioned Costs.

In our opinion, the Riverside Local School District complied, in all material respects, with the types of compliance requirements referred to above that could have a direct and material effect on each of its major federal programs for the year ended June 30, 2022.

Basis for Opinion on Each Major Federal Program

We conducted an audit of compliance in accordance with auditing standards generally accepted in the United States of America (GAAS); the standards applicable to financial audits contained in *Government Auditing Standards* issued by the Comptroller General of the United States (*Government Auditing Standards*); and the audit requirements of Title 2 U.S. *Code of Federal Regulations* Part 200, *Uniform Administrative Requirements for Federal Awards* (Uniform Guidance). Our responsibilities under those standards and the Uniform Guidance are further described in the Auditor's Responsibilities for the Audit of Compliance section of our report.

We are required to be independent of the Riverside Local School District, and to meet our other ethical responsibilities, in accordance with relevant ethical requirements relating to our audit. We believe that the audit evidence we have obtained is sufficient and appropriate to provide a basis for our opinion on compliance for each major federal program. Our audit does not provide a legal determination of the Riverside Local School District's compliance with the compliance requirements referred to above.

Responsibilities of Management for Compliance

Management is responsible for compliance with the requirements referred to above and for the design, implementation, and maintenance of effective internal control over compliance with the requirements of laws, statutes, regulations, rules and provisions of contracts or grant agreements to the Riverside Local School District's federal programs.

Auditor's Responsibilities for the Audit of Compliance

Our objectives are to obtain reasonable assurance about whether material noncompliance with the compliance requirements referred to above occurred, whether due to fraud or error, and express an opinion on the Riverside Local School District's compliance based on our audit. Reasonable assurance is a high level of assurance but is not absolute assurance and therefore is not a guarantee that an audit conducted in accordance with GAAS, *Government Auditing Standards*, and the Uniform Guidance will always detect material noncompliance when it exists. The risk of not detecting material noncompliance resulting from fraud is higher than for that resulting from error, as fraud may involve collusion, forgery, intentional omissions, misrepresentations, or the override of internal control. Noncompliance with the compliance requirements referred to above is considered material, if there is a substantial likelihood that, individually or in the aggregate, it would influence the judgment made by a reasonable user of the report on compliance about the Riverside Local School District's compliance with the requirements of each major federal program as a whole.

In performing an audit in accordance with GAAS, *Government Auditing Standards*, and the Uniform Guidance, we

- exercise professional judgment and maintain professional skepticism throughout the audit.
- identify and assess the risks of material noncompliance, whether due to fraud or error, and design and perform audit procedures responsive to those risks. Such procedures include examining, on a test basis, evidence regarding the Riverside Local School District's compliance with the compliance requirements referred to above and performing such other procedures as we considered necessary in the circumstances.
- obtain an understanding of the Riverside Local School District's internal control over compliance relevant to the audit in order to design audit procedures that are appropriate in the circumstances and to test and report on internal control over compliance in accordance with the Uniform Guidance, but not for the purpose of expressing an opinion on the effectiveness of the Riverside Local School District's internal control over compliance. Accordingly, no such opinion is expressed.

We are required to communicate with those charged with governance regarding, among other matters, the planned scope and timing of the audit and any significant deficiencies and material weaknesses in internal control over compliance that we identified during the audit.


Report on Internal Control over Compliance

A deficiency in internal control over compliance exists when the design or operation of a control over compliance does not allow management or employees, in the normal course of performing their assigned functions, to prevent, or detect and correct, noncompliance with a type of compliance requirement of a federal program on a timely basis. *A material weakness in internal control over compliance* is a deficiency, or combination of deficiencies, in internal control over compliance, such that there is a reasonable possibility that material noncompliance with a type of compliance requirement of a federal program will not be prevented, or detected and corrected, on a timely basis. *A significant deficiency in internal control over compliance* is a deficiency, or a combination of deficiencies, in internal control over compliance with a type of compliance requirement of a federal program that is less severe than a material weakness in internal control over compliance, yet important enough to merit attention by those charged with governance.

Our consideration of internal control over compliance was for the limited purpose described in the Auditor's Responsibilities for the Audit of Compliance section above and was not designed to identify all deficiencies in internal control over compliance that might be material weaknesses or significant deficiencies in internal control over compliance. Given these limitations, during our audit we did not identify any deficiencies in internal control over compliance that we consider to be material weaknesses, as defined above. However, material weaknesses or significant deficiencies in internal control over compliance may exist that were not identified.

Our audit was not designed for the purpose of expressing an opinion on the effectiveness of internal control over compliance. Accordingly, no such opinion is expressed.

The purpose of this report on internal control over compliance is solely to describe the scope of our testing of internal control over compliance and the results of that testing based on the requirements of the Uniform Guidance. Accordingly, this report is not suitable for any other purpose.



Zupka & Associates
Certified Public Accountants

November 30, 2022

**RIVERSIDE LOCAL SCHOOL DISTRICT
LOGAN COUNTY, OHIO
SCHEDULE OF FINDINGS AND QUESTIONED COSTS
UNIFORM GUIDANCE
JUNE 30, 2022**

1. SUMMARY OF AUDITOR'S RESULTS

2022(i)	Type of Financial Statement Opinion	Unmodified
2022(ii)	Were there any material control weaknesses reported at the financial statement level (GAGAS)?	No
2022(ii)	Were there any significant deficiencies in internal control reported at the financial statement level (GAGAS)?	No
2022(iii)	Was there any reported material noncompliance at the financial statement level (GAGAS)?	No
2022(iv)	Were there any material internal control weaknesses reported for major federal programs?	No
2022(iv)	Were there any significant deficiencies in internal control reported for major federal programs?	No
2022(v)	Type of Major Programs' Compliance Opinions	Unmodified
2022(vi)	Are there any reportable findings under 2 CFR 200.516(a)?	No
2022(vii)	Major Programs (list): Title I-Grants to Local Educational Agencies - ALN #84.010 COVID-19 - Education Stabilization Fund - ESSER II and ARP ESSER - ALN #84.425D and ALN #84.425U	
2022(viii)	Dollar Threshold: A/B Program	Type A: \$750,000 Type B: All Others less than \$750,000
2022(ix)	Low Risk Auditee?	No

2. FINDINGS RELATED TO THE FINANCIAL STATEMENTS REQUIRED TO BE REPORTED IN ACCORDANCE WITH GAGAS

None.

3. FINDINGS AND QUESTIONED COSTS FOR FEDERAL AWARDS

None.

**RIVERSIDE LOCAL SCHOOL DISTRICT
LOGAN COUNTY, OHIO
SCHEDULE OF PRIOR AUDIT FINDINGS AND QUESTIONED COSTS
FOR THE FISCAL YEAR ENDED JUNE 30, 2022**

The prior audit report, as of June 30, 2021, included no findings. Management letter recommendations, as of June 30, 2021, have been corrected, repeated, or procedures instituted to prevent occurrences in this audit period.

This page intentionally left blank.

OHIO AUDITOR OF STATE KEITH FABER



RIVERSIDE LOCAL SCHOOL DISTRICT

LOGAN COUNTY

AUDITOR OF STATE OF OHIO CERTIFICATION

This is a true and correct copy of the report, which is required to be filed pursuant to Section 117.26, Revised Code, and which is filed in the Office of the Ohio Auditor of State in Columbus, Ohio.



Certified for Release 12/29/2022

88 East Broad Street, Columbus, Ohio 43215
Phone: 614-466-4514 or 800-282-0370

This report is a matter of public record and is available online at
www.ohioauditor.gov