



OHIO AUDITOR OF STATE  
**KEITH FABER**





**POLARIS CAREER CENTER  
CUYAHOGA COUNTY  
JUNE 30, 2021**

**TABLE OF CONTENTS**

<b>TITLE</b>	<b>PAGE</b>
Independent Auditor's Report .....	1
Prepared by Management:	
Management's Discussion and Analysis .....	5
Basic Financial Statements:	
Government-wide Financial Statements:	
Statement of Net Position .....	19
Statement of Activities.....	20
Fund Financial Statements:	
Balance Sheet	
Governmental Funds .....	22
Reconciliation of Total Governmental Fund Balances to Net Position of Governmental Activities .....	23
Statement of Revenues, Expenditures and Changes in Fund Balances Governmental Funds.....	24
Reconciliation of the Statement of Revenues, Expenditures and Changes in Fund Balances of Governmental Funds to the Statement of Activities.....	25
Statement of Revenues, Expenditures and Changes in Fund Balance – Budget and Actual (Non-GAAP Budgetary Basis) General Fund.....	26
Statement of Fund Net Position	
Proprietary Funds .....	27
Statement of Revenues, Expenses and Changes in Net Position Proprietary Funds .....	28
Statement of Cash Flows	
Proprietary Funds .....	29
Notes to the Basic Financial Statements .....	31

**POLARIS CAREER CENTER  
CUYAHOGA COUNTY  
JUNE 30, 2021**

**TABLE OF CONTENTS  
(Continued)**

<b>TITLE</b>	<b>PAGE</b>
Required Supplementary Information:	
Schedule of the Center’s Proportionate Share of the Net Pension Liability (School Employees Retirement System of Ohio) Last Eight Fiscal Years .....	72
Schedule of the Center’s Proportionate Share of the Net Pension Liability (State Teachers Retirement System of Ohio) Last Eight Fiscal Years .....	74
Schedule of Center Pension Contributions (School Employees Retirement System of Ohio) Last Ten Fiscal Years.....	76
Schedule of Center Pension Contributions (State Teachers Retirement System of Ohio) Last Ten Fiscal Years.....	78
Schedule of the Center’s Proportionate Share of the Net OPEB Liability (School Employees Retirement System of Ohio) Last Five Fiscal Years .....	80
Schedule of the Center’s Proportionate Share of the Net OPEB Liability/Asset (State Teachers Retirement System of Ohio) Last Five Fiscal Years .....	82
Schedule of Center OPEB Contributions (School Employees Retirement System of Ohio) Last Ten Fiscal Years.....	84
Schedule of Center OPEB Contributions (State Teachers Retirement System of Ohio) Last Ten Fiscal Years.....	86
Notes to the Required Supplementary Information .....	88
Schedule of Federal Awards Expenditures .....	91
Notes to the Schedule of Federal Awards Expenditures.....	92
Independent Auditor’s Report on Internal Control Over Financial Reporting and on Compliance and Other Matters Required by <i>Government Auditing Standards</i> .....	93
Independent Auditor’s Report on Compliance with Requirements Applicable to the Major Federal Program and on Internal Control Over Compliance Required by the Uniform Guidance .....	95
Schedule of Findings.....	97

# OHIO AUDITOR OF STATE KEITH FABER



88 East Broad Street  
Columbus, Ohio 43215  
ContactUs@ohioauditor.gov  
(800) 282-0370

## INDEPENDENT AUDITOR'S REPORT

Polaris Career Center  
Cuyahoga County  
7285 Old Oak Boulevard  
Middleburg Heights, Ohio 44130

To the Board of Education:

### ***Report on the Financial Statements***

We have audited the accompanying financial statements of the governmental activities, the business-type activities, each major fund, and the aggregate remaining fund information of the Polaris Career Center, Cuyahoga County, Ohio (the Center), as of and for the year ended June 30, 2021, and the related notes to the financial statements, which collectively comprise the Center's basic financial statements as listed in the table of contents.

### ***Management's Responsibility for the Financial Statements***

Management is responsible for preparing and fairly presenting these financial statements in accordance with accounting principles generally accepted in the United States of America; this includes designing, implementing, and maintaining internal control relevant to preparing and fairly presenting financial statements that are free from material misstatement, whether due to fraud or error.

### ***Auditor's Responsibility***

Our responsibility is to opine on these financial statements based on our audit. We audited in accordance with auditing standards generally accepted in the United States of America and the financial audit standards in the Comptroller General of the United States' *Government Auditing Standards*. Those standards require us to plan and perform the audit to reasonably assure the financial statements are free from material misstatement.

An audit requires obtaining evidence about financial statement amounts and disclosures. The procedures selected depend on our judgment, including assessing the risks of material financial statement misstatement, whether due to fraud or error. In assessing those risks, we consider internal control relevant to the Center's preparation and fair presentation of the financial statements in order to design audit procedures that are appropriate in the circumstances, but not to the extent needed to opine on the effectiveness of the Center's internal control. Accordingly, we express no such opinion. An audit also includes evaluating the appropriateness of management's accounting policies and the reasonableness of their significant accounting estimates, as well as our evaluation of the overall financial statement presentation.

We believe the audit evidence we obtained is sufficient and appropriate to support our audit opinions.

**Opinion**

In our opinion, the financial statements referred to above present fairly, in all material respects, the respective financial position of the governmental activities, the business-type activities, each major fund, and the aggregate remaining fund information of the Center, as of June 30, 2021, and the respective changes in financial position and, where applicable, cash flows thereof and the budgetary comparison for the General Fund thereof for the year then ended in accordance with the accounting principles generally accepted in the United States of America.

**Emphasis of Matter**

As discussed in Note 19 to the financial statements, the financial impact of COVID-19 and the continuing emergency measures may impact subsequent periods of the Center. We did not modify our opinion regarding this matter

**Other Matters**

*Required Supplementary Information*

Accounting principles generally accepted in the United States of America require this presentation to include *management's discussion and analysis*, and schedules of net pension and other post-employment benefit liabilities and pension and other post-employment benefit contributions listed in the table of contents, to supplement the basic financial statements. Although this information is not part of the basic financial statements, the Governmental Accounting Standards Board considers it essential for placing the basic financial statements in an appropriate operational, economic, or historical context. We applied certain limited procedures to the required supplementary information in accordance with auditing standards generally accepted in the United States of America, consisting of inquiries of management about the methods of preparing the information and comparing the information for consistency with management's responses to our inquiries, to the basic financial statements, and other knowledge we obtained during our audit of the basic financial statements. We do not opine or provide any assurance on the information because the limited procedures do not provide us with sufficient evidence to opine or provide any other assurance.

*Supplementary and Other Information*

Our audit was conducted to opine on the Center's basic financial statements taken as a whole.

The Schedule of Federal Awards Expenditures presents additional analysis as required by Title 2 U.S. Code of Federal Regulations (CFR) Part 200, Uniform Administrative Requirements, Cost Principles, and Audit Requirements for Federal Awards and is not a required part of the financial statements.

The schedule is management's responsibility, and derives from and relates directly to the underlying accounting and other records used to prepare the basic financial statements. We subjected this information to the auditing procedures we applied to the basic financial statements. We also applied certain additional procedures, including comparing and reconciling this information directly to the underlying accounting and other records used to prepare the basic financial statements or to the basic financial statements themselves in accordance with auditing standards generally accepted in the United States of America. In our opinion, this information is fairly stated in all material respects in relation to the basic financial statements taken as a whole.

***Other Reporting Required by Government Auditing Standards***

In accordance with *Government Auditing Standards*, we have also issued our report dated April 22, 2022, on our consideration of the Center's internal control over financial reporting and our tests of its compliance with certain provisions of laws, regulations, contracts and grant agreements and other matters. That report describes the scope of our internal control testing over financial reporting and compliance, and the results of that testing, and does not opine on internal control over financial reporting or on compliance. That report is an integral part of an audit performed in accordance with *Government Auditing Standards* in considering the Center's internal control over financial reporting and compliance.



Keith Faber  
Auditor of State  
Columbus, Ohio

April 22, 2022

**This page intentionally left blank.**



**POLARIS CAREER CENTER  
CUYAHOGA COUNTY, OHIO**

MANAGEMENT'S DISCUSSION AND ANALYSIS  
FOR THE FISCAL YEAR ENDED JUNE 30, 2021  
(UNAUDITED)

The management's discussion and analysis of Polaris Career Center's (the "Center") financial performance provides an overall review of the Center's financial activities for the fiscal year ended June 30, 2021. The intent of this discussion and analysis is to look at the Center's financial performance as a whole; readers should also review the notes to the basic financial statements and basic financial statements to enhance their understanding of the Center's financial performance.

**Financial Highlights**

Key financial highlights for 2021 are as follows:

- In total, net position decreased \$279,612 from 2020's net position. Net position of governmental activities decreased \$938,472 from 2020's net position and business-type activities net position increased \$658,860 from 2020.
- General revenues accounted for \$16,729,477 in revenue or 87.07% of governmental activities revenues. Program specific revenues in the form of charges for services and sales, operating grants and contributions accounted for \$2,485,305 or 12.93% of governmental activities revenues.
- The Center had \$20,153,254 in expenses related to governmental activities; only \$2,485,305 of these expenses was offset by program specific charges for services, operating grants or contributions resulting in a net cost of \$17,667,949 for the Center. General revenues supporting governmental activities (primarily taxes and unrestricted grants and entitlements) of \$16,729,477 were not adequate to provide for these programs.
- The Center's major governmental funds are the general fund and the permanent improvement fund. The general fund had \$14,483,637 in revenues and \$13,410,463 in expenditures. During fiscal year 2021, the general fund's fund balance increased \$1,073,174 from a balance of \$8,822,635 to \$9,895,809.
- The permanent improvement fund had \$3,385,097 in revenues and \$3,151,240 in expenditures. During fiscal year 2021, the permanent improvement fund's fund balance increased \$233,857 from a balance of \$1,427,885 to \$1,661,742.
- The business-type activities net position which include adult and community education, uniform school supplies, and customer services operations increased \$658,860 on \$2,932,298 in revenues and \$2,273,438 in expenses.

**Using this Annual Financial Report**

This annual report consists of a series of financial statements and notes to those statements. These statements are organized so the reader can understand the Center as a financial whole, an entire operating entity. The statements then proceed to provide an increasingly detailed look at specific financial activities.

The statement of net position and statement of activities provide information about the activities of the whole Center, presenting both an aggregate view of the Center's finances and a longer-term view of those finances. Fund financial statements provide the next level of detail. For governmental funds, these statements tell how services were financed in the short-term as well as what remains for future spending. The fund financial statements also look at the Center's most significant funds with all other nonmajor funds presented in total in one column. In the case of the Center, the general fund and the permanent improvement fund are the most significant funds, and the only governmental funds reported as a major funds. The Center has reported the adult and community education fund as a major enterprise fund.

**POLARIS CAREER CENTER  
CUYAHOGA COUNTY, OHIO**

MANAGEMENT'S DISCUSSION AND ANALYSIS  
FOR THE FISCAL YEAR ENDED JUNE 30, 2021  
(UNAUDITED)

**Reporting the Center as a Whole**

***Statement of Net Position and the Statement of Activities***

While this document contains the large number of funds used by the Center to provide programs and activities, the view of the Center as a whole looks at all financial transactions and asks the question, "How did we do financially during 2021?" The statement of net position and the statement of activities answer this question. These statements include all assets, deferred outflows of resources, liabilities, deferred inflows of resources, revenues and expenses using the accrual basis of accounting similar to the accounting used by most private-sector companies. This basis of accounting will take into account all of the current fund's revenues and expenses regardless of when cash is received or paid.

These two statements report the Center's net position and changes in that position. This change in net position is important because it tells the reader that, for the Center as a whole, the financial position of the Center has improved or diminished. The causes of this change may be the result of many factors, some financial, some not. Non-financial factors include the Center's property tax base, current property tax laws in Ohio restricting revenue growth, facility conditions, required educational programs and other factors.

In the statement of net position and the statement of activities, the Center is divided into two distinct kinds of activities:

Governmental activities - Most of the Center's programs and services are reported here including instruction, support services, operation and maintenance of plant and extracurricular activities.

Business-type activities - These services are provided on a charge for goods or services basis to recover all or a significant portion of the expenses of the goods or services provided. The Center's adult and community education, uniform school supplies and customer services operations are reported as business-type activities.

**Reporting the Center's Most Significant Funds**

***Fund Financial Statements***

The analysis of the Center's major governmental funds and the analysis of the Center's major and nonmajor enterprise funds begins on page 14. Fund financial reports provide detailed information about the Center's major funds. The Center uses many funds to account for a multitude of financial transactions. However, these fund financial statements focus on the Center's most significant funds. The Center's major governmental funds are the general fund and permanent improvement fund. The Center's only major enterprise fund is the adult and community education fund.

***Governmental Funds***

Most of the Center's activities are reported in governmental funds, which focus on how money flows into and out of those funds and the balances left at year-end available for spending in future periods. These funds are reported using an accounting method called modified accrual accounting, which measures cash and all other financial assets that can readily be converted to cash. The governmental fund statements provide a detailed short-term view of the Center's general government operations and the basic services it provides. Governmental fund information helps you determine whether there are more or fewer financial resources that can be spent in the near future to finance educational programs. The relationship (or differences) between governmental activities (reported in the statement of net position and the statement of activities) and governmental funds is reconciled in the financial statements.

***Proprietary Funds***

Proprietary funds use the same basis of accounting as business-type activities; therefore, these statements will essentially match information provided in the statements for the Center as a whole.

**POLARIS CAREER CENTER  
CUYAHOGA COUNTY, OHIO**

MANAGEMENT'S DISCUSSION AND ANALYSIS  
FOR THE FISCAL YEAR ENDED JUNE 30, 2021  
(UNAUDITED)

***Notes to the Basic Financial Statements***

The notes provide additional information that is essential to a full understanding of the data provided in the government-wide and fund financial statements.

***Required Supplementary Information***

The required supplementary information provides detailed information regarding the Center's proportionate share of the net pension liability and net OPEB liability/asset of the retirement systems and up to a ten-year schedule of Center's contributions to the retirement systems to fund pension and OPEB obligations.

**THIS SECTION INTENTIONALLY LEFT BLANK**

**POLARIS CAREER CENTER  
CUYAHOGA COUNTY, OHIO**

MANAGEMENT'S DISCUSSION AND ANALYSIS  
FOR THE FISCAL YEAR ENDED JUNE 30, 2021  
(UNAUDITED)

**The Center as a Whole**

The statement of net position provides the perspective of the Center as a whole. The table below provides a summary of the Center's net position for 2021 and 2020.

	<u>Governmental Activities</u>		<u>Business-Type Activities</u>	
	2021	2020	2021	2020
<b><u>Assets</u></b>				
Current and other assets	\$ 26,633,780	\$ 25,256,268	\$ 1,573,507	\$ 1,137,121
Net OPEB asset	942,510	887,015	102,803	111,202
Capital assets, net	<u>45,802,069</u>	<u>47,600,112</u>	<u>1,080,000</u>	<u>1,120,000</u>
Total assets	<u>73,378,359</u>	<u>73,743,395</u>	<u>2,756,310</u>	<u>2,368,323</u>
<b><u>Deferred outflows of resources</u></b>				
Pension	3,164,506	3,219,270	388,967	455,793
OPEB	<u>511,874</u>	<u>384,987</u>	<u>80,481</u>	<u>69,865</u>
Total deferred outflows	<u>3,676,380</u>	<u>3,604,257</u>	<u>469,448</u>	<u>525,658</u>
<b><u>Liabilities</u></b>				
Current liabilities	1,634,646	1,732,474	113,572	86,324
Long-term liabilities:				
Due within one year	1,402,875	584,534	51,244	93,183
Due in more than one year:				
Net pension liability	18,169,427	16,513,320	2,469,745	2,577,660
Net OPEB liability	1,587,748	1,825,341	322,359	427,189
Other amounts	<u>49,706,198</u>	<u>50,760,422</u>	<u>64,057</u>	<u>69,733</u>
Total liabilities	<u>72,500,894</u>	<u>71,416,091</u>	<u>3,020,977</u>	<u>3,254,089</u>
<b><u>Deferred inflows of resources</u></b>				
Property taxes and PILOTS	12,658,809	12,542,251	-	-
Pensions	431,070	1,339,519	488,794	662,423
OPEB	<u>2,103,766</u>	<u>1,751,119</u>	<u>448,003</u>	<u>368,345</u>
Total deferred inflows	<u>15,193,645</u>	<u>15,632,889</u>	<u>936,797</u>	<u>1,030,768</u>
<b><u>Net Position</u></b>				
Net investment in capital assets	(1,297,931)	500,112	1,080,000	1,120,000
Restricted	343,421	144,920	-	-
Unrestricted (deficit)	<u>(9,685,290)</u>	<u>(10,346,360)</u>	<u>(1,812,016)</u>	<u>(2,510,876)</u>
Total net position (deficit)	<u>\$ (10,639,800)</u>	<u>\$ (9,701,328)</u>	<u>\$ (732,016)</u>	<u>\$ (1,390,876)</u>

The net pension liability is reported pursuant to Governmental Accounting Standards Board (GASB) Statement 68, "Accounting and Financial Reporting for Pensions—an Amendment of GASB Statement 27." The net other postemployment benefits (OPEB) liability/asset is reported pursuant to GASB Statement 75, "Accounting and Financial Reporting for Postemployment Benefits Other Than Pensions." For reasons discussed below, many end users of this financial statement will gain a clearer understanding of the District's actual financial condition by adding deferred inflows related to pension and OPEB, the net pension liability, and the net OPEB liability to the reported net position and subtracting deferred outflows related to pension and OPEB and the net OPEB asset.

**POLARIS CAREER CENTER  
CUYAHOGA COUNTY, OHIO**

MANAGEMENT'S DISCUSSION AND ANALYSIS  
FOR THE FISCAL YEAR ENDED JUNE 30, 2021  
(UNAUDITED)

GASB standards are national and apply to all government financial reports prepared in accordance with generally accepted accounting principles. Prior accounting for pensions (GASB 27) and postemployment benefits (GASB 45) focused on a funding approach. This approach limited pension and OPEB costs to contributions annually required by law, which may or may not be sufficient to fully fund each plan's *net pension liability* or *net OPEB liability*. GASB 68 and GASB 75 take an earnings approach to pension and OPEB accounting; however, the nature of Ohio's statewide pension/OPEB plans and state law governing those systems requires additional explanation in order to properly understand the information presented in these statements.

GASB 68 and GASB 75 require the net pension liability and the net OPEB liability/asset to equal the Center's proportionate share of each plan's collective:

1. Present value of estimated future pension/OPEB benefits attributable to active and inactive employees' past service.
2. Minus plan assets available to pay these benefits.

GASB notes that pension and OPEB obligations, whether funded or unfunded, are part of the "employment exchange" – that is, the employee is trading his or her labor in exchange for wages, benefits, and the promise of a future pension and other postemployment benefits. GASB noted that the unfunded portion of this promise is a present obligation of the government, part of a bargained-for benefit to the employee, and should accordingly be reported by the government as a liability since they received the benefit of the exchange. However, the Center is not responsible for certain key factors affecting the balance of these liabilities. In Ohio, the employee shares the obligation of funding pension benefits with the employer. Both employer and employee contribution rates are capped by State statute. A change in these caps requires action of both Houses of the General Assembly and approval of the Governor. Benefit provisions are also determined by State statute. The Ohio Revised Code permits, but does not require, the retirement systems to provide healthcare to eligible benefit recipients. The retirement systems may allocate a portion of the employer contributions to provide for these OPEB benefits.

The employee enters the employment exchange with the knowledge that the employer's promise is limited not by contract but by law. The employer enters the exchange also knowing that there is a specific, legal limit to its contribution to the retirement system. In Ohio, there is no legal means to enforce the unfunded liability of the pension/OPEB plan *as against the public employer*. State law operates to mitigate/lessen the moral obligation of the public employer to the employee, because all parties enter the employment exchange with notice as to the law. The retirement system is responsible for the administration of the pension and OPEB plans.

Most long-term liabilities have set repayment schedules or, in the case of compensated absences (i.e. sick and vacation leave), are satisfied through paid time-off or termination payments. There is no repayment schedule for the net pension liability or the net OPEB liability. As explained above, changes in benefits, contribution rates, and return on investments affect the balance of these liabilities but are outside the control of the local government. In the event that contributions, investment returns, and other changes are insufficient to keep up with required payments, State statute does not assign/identify the responsible party for the unfunded portion. Due to the unique nature of how the net pension liability and the net OPEB liability are satisfied, these liabilities are separately identified within the long-term liability section of the statement of net position.

In accordance with GASB 68 and GASB 75, the Center's statements prepared on an accrual basis of accounting include an annual pension expense and an annual OPEB expense for their proportionate share of each plan's *change* in net pension liability and net OPEB liability/asset, respectively, not accounted for as deferred inflows/outflows.

Over time, net position can serve as a useful indicator of a Center's financial position. At June 30, 2021, the Center's liabilities plus deferred inflows of resources exceeded assets and deferred outflows by \$11,371,816. Of this total, \$343,421 is restricted in use.

**POLARIS CAREER CENTER  
CUYAHOGA COUNTY, OHIO**

MANAGEMENT'S DISCUSSION AND ANALYSIS  
FOR THE FISCAL YEAR ENDED JUNE 30, 2021  
(UNAUDITED)

Current and other assets increased primarily due to an increase in cash and investments due to the Center's operations. Capital assets decreased as depreciation expense exceeded acquisitions. Current liabilities decreased primarily due to a reduction in accounts payable.

Deferred outflows related to pension decreased primarily due to changes in assumptions by the State Teachers Retirement System (STRS). See Note 15 for more detail.

Total assets include a net OPEB asset reported by STRS. See Note 16 for more detail.

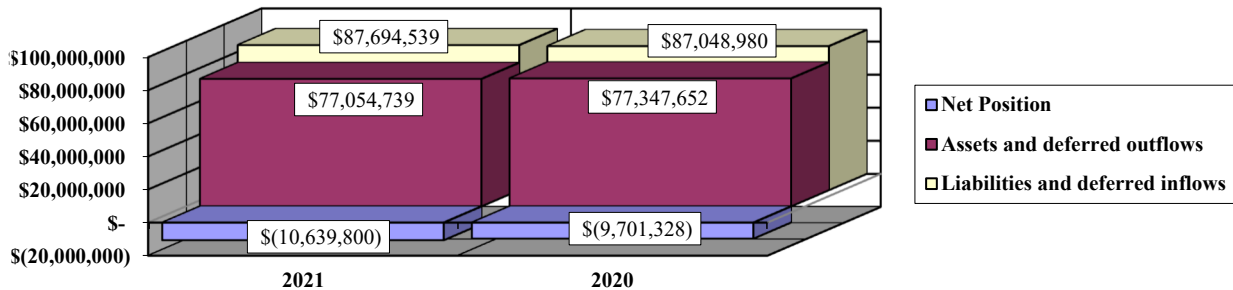
Long-term liabilities increased primarily due to an increase in the net pension liability. This liability is outside of the control of the District. The District contributes its statutorily required contributions to the pension systems; however, it's the pension systems that collect, hold and distribute pensions and OPEB to District employees, not the District.

Deferred inflows related to pensions decreased primarily due to the net difference between projected and actual earning on pension plan investments related to STRS. See Note 15 for more detail.

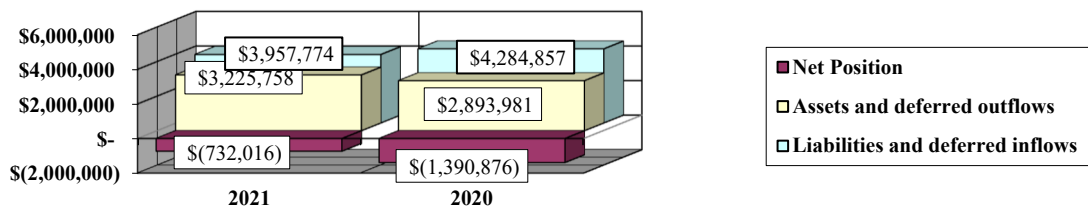
At year-end, capital assets represented 61.58% of total assets. Capital assets include land, buildings and improvements, furniture and equipment, vehicles, and construction in progress. The net investment in capital assets at June 30, 2021, was a deficit of \$217,931. These capital assets are used to provide services to the students and are not available for future spending. Although the Center's investment in capital assets is reported net of related debt, it should be noted that the resources to repay the debt must be provided from other sources, since capital assets may not be used to liquidate these liabilities.

A portion of the Center's net position, \$343,421, represents resources that are subject to external restriction on how they may be used. The remaining balance of unrestricted net position is a deficit of \$11,497,306. Of the unrestricted net position, a deficit of \$9,685,290 is reported in the governmental activities and a deficit of \$1,812,016 is reported in the business type activities. The graphs below show the assets, liabilities plus deferred inflows and net position of the governmental activities and business-type activities at June 30, 2021 and 2020.

**Governmental – Net Position**



**Business-Type – Net Position**



**POLARIS CAREER CENTER  
CUYAHOGA COUNTY, OHIO**

MANAGEMENT'S DISCUSSION AND ANALYSIS  
FOR THE FISCAL YEAR ENDED JUNE 30, 2021  
(UNAUDITED)

The table below shows the change in net position for fiscal years 2021 and 2020.

**Change in Net Position**

	<u>Governmental Activities</u>		<u>Business-type Activities</u>		<u>Total</u>	
	<u>2021</u>	<u>2020</u>	<u>2021</u>	<u>2020</u>	<u>2021</u>	<u>2020</u>
<b>Revenues</b>						
Program revenues:						
Charges for services and sales	\$ 79,182	\$ 85,119	\$ 1,916,787	\$ 2,216,267	\$ 1,995,969	\$ 2,301,386
Operating grants and contributions	2,406,123	2,135,854	1,015,122	496,900	3,421,245	2,632,754
General revenues:						
Property taxes	13,296,088	11,582,889	-	-	13,296,088	11,582,889
Payments in lieu of taxes	253,582	258,825	-	-	253,582	258,825
Grants and entitlements	3,089,068	3,079,714	-	-	3,089,068	3,079,714
Investment earnings	36,022	481,788	-	-	36,022	481,788
Other	54,717	113,917	389	2	55,106	113,919
<b>Total revenues</b>	<u>19,214,782</u>	<u>17,738,106</u>	<u>2,932,298</u>	<u>2,713,169</u>	<u>22,147,080</u>	<u>20,451,275</u>
<b>Expenses</b>						
Program expenses:						
Instruction:						
Regular	38,262	48,873	-	-	38,262	48,873
Vocational	9,339,684	8,778,126	-	-	9,339,684	8,778,126
Adult/continuing	400,758	426,479	-	-	400,758	426,479
Support services:						
Pupil	1,435,708	1,682,259	-	-	1,435,708	1,682,259
Instructional staff	1,594,444	1,667,101	-	-	1,594,444	1,667,101
Board of education	99,677	120,373	-	-	99,677	120,373
Administration	1,403,445	1,410,446	-	-	1,403,445	1,410,446
Fiscal	915,115	886,758	-	-	915,115	886,758
Business	249	37,281	-	-	249	37,281
Operations and maintenance	1,822,542	2,070,550	-	-	1,822,542	2,070,550
Pupil transportation	42,438	118,852	-	-	42,438	118,852
Central	711,364	810,516	-	-	711,364	810,516
Operation of non-instructional services	292,889	363,113	-	-	292,889	363,113
Extracurricular activities	29,217	59,770	-	-	29,217	59,770
Interest and fiscal charges	2,027,462	2,027,462	-	-	2,027,462	2,027,462
Uniform school supplies	-	-	46,372	51,073	46,372	51,073
Customer services	-	-	170,362	313,434	170,362	313,434
Adult and community education	-	-	2,056,704	2,395,211	2,056,704	2,395,211
<b>Total expenses</b>	<u>20,153,254</u>	<u>20,507,959</u>	<u>2,273,438</u>	<u>2,759,718</u>	<u>22,426,692</u>	<u>23,267,677</u>
<b>Changes in net position</b>	(938,472)	(2,769,853)	658,860	(46,549)	(279,612)	(2,816,402)
Net position (deficit) at						
beginning of year	(9,701,328)	(6,931,475)	(1,390,876)	(1,344,327)	(11,092,204)	(8,275,802)
<b>Net position (deficit) at end of year</b>	<u>\$ (10,639,800)</u>	<u>\$ (9,701,328)</u>	<u>\$ (732,016)</u>	<u>\$ (1,390,876)</u>	<u>\$ (11,371,816)</u>	<u>\$ (11,092,204)</u>

**Governmental Activities**

For fiscal year 2021, the net position of the Center's governmental activities decreased \$938,472. Total governmental expenses of \$20,153,254 were partially offset by program revenues of \$2,485,305 and general revenues of \$16,729,477. Program revenues supported 12.33% of the total governmental expenses.

**POLARIS CAREER CENTER  
CUYAHOGA COUNTY, OHIO**


**MANAGEMENT'S DISCUSSION AND ANALYSIS  
FOR THE FISCAL YEAR ENDED JUNE 30, 2021  
(UNAUDITED)**

General revenues increased \$1,212,344. Property tax revenue increased due to fluctuations in the amount of taxes collected and available for advance at year-end from the Cuyahoga County Fiscal Officer. In May 2020 and in response to the COVID-19 pandemic, Cuyahoga County, Ohio received approval from the Ohio Tax Commissioner to extend the due date of the second half 2020 real estate tax payments for 45 days making the new due date August 13, 2020. As a result of the extension, the amount of property taxes collected by Cuyahoga County and available as advance to the Center at June 30, 2020 decreased dramatically. No extension was given in fiscal year 2021 and the amount available for advance remained comparable to the prior year. The amounts of taxes collected and available as advance were \$947,268, \$648,966, and \$2,291,717 at June 30, 2021, 2020, and 2019 respectively. These amounts are reported as tax revenue by the Center for GAAP. Interest earnings decreased due to decreases in interest rates.

Overall, expenses of the governmental activities decreased \$354,705 or 1.73%. During fiscal year 2021, the Center expensed \$1,054,184 in non-capital related projects from construction in progress.

The graph below presents the Center's governmental activities revenue and expenses for fiscal year 2021 and 2020.

**Governmental Activities - Revenues and Expenses**





**POLARIS CAREER CENTER  
CUYAHOGA COUNTY, OHIO**

MANAGEMENT'S DISCUSSION AND ANALYSIS  
FOR THE FISCAL YEAR ENDED JUNE 30, 2021  
(UNAUDITED)

The statement of activities shows the cost of program services and the charges for services and grants offsetting those services. The following table shows, for governmental activities, the total cost of services and the net cost of services for 2021 and 2020. It identifies the cost of these services supported by tax and unrestricted State grant revenues. As stated above, fluctuations in the pension and OPEB expense makes it difficult to compare financial information between years. Pension and OPEB expense are components of program expenses reported on the statement of activities.

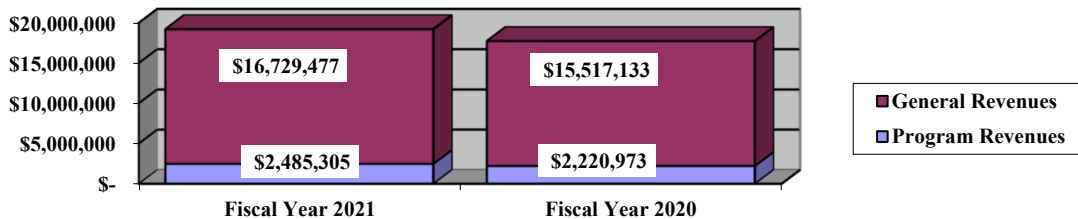
**Governmental Activities**

	Total Cost of Services 2021	Net Cost of Services 2021	Total Cost of Services 2020	Net Cost of Services 2020
Program expenses:				
Instruction:				
Regular	\$ 38,262	\$ (90,738)	\$ 48,873	\$ 46,948
Vocational	9,339,684	8,128,429	8,778,126	7,532,124
Adult/continuing	400,758	(8,972)	426,479	15,993
Support services:				
Pupil	1,435,708	1,033,796	1,682,259	1,394,346
Instructional staff	1,594,444	1,309,810	1,667,101	1,412,411
Board of education	99,677	99,677	120,373	120,373
Administration	1,403,445	1,403,445	1,410,446	1,410,446
Fiscal	915,115	915,115	886,758	886,758
Business	249	249	37,281	37,281
Operations and maintenance	1,822,542	1,784,508	2,070,550	2,070,550
Pupil transportation	42,438	42,438	118,852	118,852
Central	711,364	711,364	810,516	810,516
Operation of non-instructional services	292,889	292,889	363,113	363,113
Extracurricular activities	29,217	18,477	59,770	39,813
Interest and fiscal charges	2,027,462	2,027,462	2,027,462	2,027,462
<b>Total expenses</b>	<b>\$ 20,153,254</b>	<b>\$ 17,667,949</b>	<b>\$ 20,507,959</b>	<b>\$ 18,286,986</b>

The dependence upon tax revenues during fiscal year 2021 for governmental activities is apparent, as 82.10% of 2021 instruction activities are supported through taxes and other general revenues. For all governmental activities, general revenue support is 87.67%. The Center's taxpayers and unrestricted grants and entitlements from the State of Ohio, are the primary support for Center students.

The graph below presents the Center's governmental activities revenue for fiscal years 2021 and 2020.

**Governmental Activities - General and Program Revenues**



**POLARIS CAREER CENTER  
CUYAHOGA COUNTY, OHIO**

MANAGEMENT'S DISCUSSION AND ANALYSIS  
FOR THE FISCAL YEAR ENDED JUNE 30, 2021  
(UNAUDITED)

**Business-type Activities**

Business-type activities include adult and community education, uniform school supplies and customer services operations. These programs had revenues of \$2,932,298 and expenses of \$2,273,438 in fiscal year 2021. Management reviews these programs to develop policies to allow these services to become self-supporting.

The Center's largest business-type activity is adult and community education operations. These operations had \$1,642,975 in charges for services and sales, \$1,015,122 in operating grants and contributions, and had total expenses of \$2,056,704. Adult and community education revenues were sufficient to support expenses by \$601,782. The increase in net position is a result of the Center receiving CARES Act monies for the adult and community education program.

**The Center's Funds**

**Governmental Funds**

The Center's governmental funds (as presented on the Balance Sheet on page 22) reported a combined fund balance of \$11,821,343, which is more than last year's fund total of \$10,362,339.

The schedule below indicates the fund balance and the total change in fund balance as of June 30, 2021 and 2020.

	<u>Fund Balance</u> <u>June 30, 2021</u>	<u>Fund Balance</u> <u>June 30, 2020</u>	<u>Change</u>
General	\$ 9,895,809	\$ 8,822,635	\$ 1,073,174
Permanent improvement	1,661,742	1,427,885	233,857
Other governmental	<u>263,792</u>	<u>111,819</u>	<u>151,973</u>
Total	<u>\$ 11,821,343</u>	<u>\$ 10,362,339</u>	<u>\$ 1,459,004</u>

**General Fund**

The table that follows assists in illustrating the financial activities and fund balance of the general fund.

	<u>2021</u> <u>Amount</u>	<u>2020</u> <u>Amount</u>	<u>Increase</u> <u>(Decrease)</u>	<u>Percentage</u> <u>Change</u>
<b><u>Revenues</u></b>				
Property taxes and payment in lieu of taxes	\$ 10,262,586	\$ 8,824,109	\$ 1,438,477	16.30 %
Intergovernmental	4,083,085	4,067,076	16,009	0.39 %
Investment earnings	34,968	371,236	(336,268)	(90.58) %
Tuition and fees	68,442	42,098	26,344	62.58 %
Other revenues	<u>34,556</u>	<u>95,871</u>	<u>(61,315)</u>	<u>(63.96) %</u>
Total	<u>\$ 14,483,637</u>	<u>\$ 13,400,390</u>	<u>\$ 1,083,247</u>	8.08 %

**POLARIS CAREER CENTER  
CUYAHOGA COUNTY, OHIO**

MANAGEMENT'S DISCUSSION AND ANALYSIS  
FOR THE FISCAL YEAR ENDED JUNE 30, 2021  
(UNAUDITED)

Property tax revenue increased due to fluctuations in the amount of taxes collected and available for advance at year-end from the Cuyahoga County Fiscal Officer. In May 2020 and in response to the COVID-19 pandemic, Cuyahoga County, Ohio received approval from the Ohio Tax Commissioner to extend the due date of the second half 2020 real estate tax payments for 45 days making the new due date August 13, 2020. As a result of the extension, the amount of property taxes collected by Cuyahoga County and available as advance to the Center at June 30, 2020 decreased dramatically. No extension was given in fiscal year 2021 and the amount available for advance remained comparable to the prior year. The amounts of taxes collected and available as advance were \$728,279, \$498,756, and \$1,761,904 at June 30, 2021, 2020, and 2019 respectively. Intergovernmental revenues increased as career tech education funding from the State of Ohio through Foundation increased from the prior year. Investment earnings decreased due to decreases in the fair value of the Center's investments and decreased interest rates. The Center intends to hold investments to maturity to reduce interest rate risk. All other revenues remained comparable to the prior fiscal year or decreased an insignificant amount.

The table that follows assists in illustrating the expenditures of the general fund.

	<u>2021</u> <u>Amount</u>	<u>2020</u> <u>Amount</u>	<u>Increase</u> <u>(Decrease)</u>	<u>Percentage</u> <u>Change</u>
<b><u>Expenditures</u></b>				
Instruction	\$ 6,362,384	\$ 6,524,157	\$ (161,773)	(2.48) %
Support services	6,743,545	7,322,657	(579,112)	(7.91) %
Operation of non-instructional services	282,762	330,837	(48,075)	(14.53) %
Extracurricular activities	8,900	27,295	(18,395)	(67.39) %
Facilities acquisition and construction	<u>12,872</u>	<u>28,935</u>	<u>(16,063)</u>	(55.51) %
Total	<u>\$ 13,410,463</u>	<u>\$ 14,233,881</u>	<u>\$ (823,418)</u>	(5.78) %

Overall expenditures of the general fund decreased 5.78%. Support services expenditures decreased 7.91% mainly due to decreases in pupil support services. All other expenditures remained comparable to the prior fiscal year or changed an insignificant amount.

***Permanent Improvement Fund***

The permanent improvement fund had \$3,385,097 in revenues and \$3,151,240 in expenditures. During fiscal year 2021, the permanent improvement fund's fund balance increased \$233,857 from a balance of \$1,427,885 to \$1,661,742.

***Nonmajor Governmental Funds***

The nonmajor governmental funds had \$1,308,901 in revenues and \$1,156,928 in expenditures. During fiscal 2021, the nonmajor governmental fund's fund balance increased \$151,973 from a balance of \$111,819 to \$263,792.

***Enterprise Funds***

The Center's enterprise funds reported operating revenues of \$1,917,176, operating expenses of \$2,273,438, and nonoperating revenues of \$1,015,122. Net position of the enterprise funds increased \$658,860 from a deficit of \$1,390,876 to a deficit of \$732,016. The adult and community education fund reported an operating loss of \$413,340 and an increase in change in net position of \$601,782 due to receiving CARES Act money (nonoperating revenue).

The uniform school supplies fund (a nonmajor enterprise fund) reported both operating income and an increase in change in net position of \$8,528. The customer services fund (a nonmajor enterprise fund) reported both operating income and an increase in change in net position of \$48,550.

**POLARIS CAREER CENTER  
CUYAHOGA COUNTY, OHIO**

MANAGEMENT'S DISCUSSION AND ANALYSIS  
FOR THE FISCAL YEAR ENDED JUNE 30, 2021  
(UNAUDITED)

**General Fund Budgeting Highlights**

The Center's budget is prepared according to Ohio law and is based on accounting for certain transactions on a basis of cash receipts, disbursements, and encumbrances. The most significant budgeted fund is the General Fund.

For the General Fund, the original and final budgeted revenue were \$14,059,967 and \$14,158,047, respectively. Actual revenue was \$14,388,375. The difference between the final budgeted revenues and the actual revenues and other financing sources was \$230,328.

Total actual expenditures and other financing sources on the budget basis (cash outlays plus encumbrances) were \$14,222,610. This amount was \$1,352,325 less than the final budgeted amounts due mainly to instruction and support services expenses being less than expected. The final budgeted expenditures and other financing uses were left the same as the original budgeted amounts. Overall, fund balance on the budget basis increased \$165,765 from the prior year.

**Capital Assets and Debt Administration**

*Capital Assets*

At the end of fiscal year 2021, the Center had \$46,882,069 invested in land, buildings and improvements, furniture and equipment, and vehicles. Of this total, \$45,802,069 was reported in governmental activities and \$1,080,000 was reported in business-type activities.

The following table shows fiscal year 2021 balances compared to 2020.

	<b>Capital Assets at June 30 (Net of Depreciation)</b>					
	<u>Governmental Activities</u>		<u>Business-type Activities</u>		<u>Total</u>	
	2021	2020	2021	2020	2021	2020
Land	\$ 261,490	\$ 261,490	\$ -	\$ -	\$ 261,490	\$ 261,490
Construction in progress	-	1,071,709	-	-	-	1,071,709
Buildings and improvements	41,924,170	42,620,950	1,080,000	1,120,000	43,004,170	43,740,950
Furniture and equipment	3,383,283	3,405,827	-	-	3,383,283	3,405,827
Vehicles	233,126	240,136	-	-	233,126	240,136
<b>Total</b>	<b><u>\$ 45,802,069</u></b>	<b><u>\$ 47,600,112</u></b>	<b><u>\$ 1,080,000</u></b>	<b><u>\$ 1,120,000</u></b>	<b><u>\$ 46,882,069</u></b>	<b><u>\$ 48,720,112</u></b>

Overall capital assets, net of accumulated depreciation, decreased \$1,838,043 from fiscal year 2020 due to the Center's depreciation expense of \$1,825,471 and expensed non-capital construction in progress of \$1,054,184 exceeding capital outlays of \$1,041,612. See Note 7 to the basic financial statements for more detail on the Center's capital assets.

**POLARIS CAREER CENTER  
CUYAHOGA COUNTY, OHIO**

**MANAGEMENT'S DISCUSSION AND ANALYSIS  
FOR THE FISCAL YEAR ENDED JUNE 30, 2021  
(UNAUDITED)**

***Debt Administration***

At June 30, 2021, the Center has \$47,100,000 in long-term debt obligations outstanding. Of this total, \$980,000 is due within one year and \$46,120,000 is due in greater than one year. The following table summarizes outstanding long-term debt:

**Outstanding Debt, at Year End**

	Governmental Activities 2021	Governmental Activities 2020
<b>Long Term Debt:</b>		
Certificates of participation	<u>\$ 47,100,000</u>	<u>\$ 47,100,000</u>

See Note 8 to the basic financial statements for more detail on the Center's long-term obligations.

**Center Outlook**

The biggest source of revenue for the Center are the local property taxes. Recent growth in property values due to reappraisal have driven the effective millage rate towards the 2 mil floor and will begin to show minor growth over the next five years.

The Center continues to be fiscally responsible and changes in expenditures have been aggressively managed over the past seven years to ensure that we continue to avoid deficit spending.

**Contacting the Center's Financial Management**

This financial report is designed to provide our citizens, taxpayers, and investors and creditors with a general overview of the Center's finances and to show the Center's accountability for the money it receives. If you have any questions about this report or need additional information contact: Mike Robinson, Treasurer, Polaris Career Center, 7285 Old Oak Boulevard, Middleburg Heights, Ohio 44130 or email at [mrobinson@polaris.edu](mailto:mrobinson@polaris.edu).

**THIS PAGE IS INTENTIONALLY LEFT BLANK**

**POLARIS CAREER CENTER  
CUYAHOGA COUNTY, OHIO**

STATEMENT OF NET POSITION  
JUNE 30, 2021  
(SEE ACCOUNTANT'S COMPILATION REPORT)

	<b>Governmental Activities</b>	<b>Business-type Activities</b>	<b>Total</b>
<b>Assets:</b>			
Equity in pooled cash and investments	\$ 12,041,118	\$ 1,493,098	\$ 13,534,216
Receivables:			
Property taxes	14,084,539	-	14,084,539
Payment in lieu of taxes	227,600	-	227,600
Accounts	-	76,534	76,534
Accrued interest	14,593	-	14,593
Intergovernmental	200,654	-	200,654
Prepayments	50,155	-	50,155
Materials and supplies inventory	15,121	-	15,121
Inventory held for resale	-	3,875	3,875
Net OPEB asset (Note 16)	942,510	102,803	1,045,313
Capital assets:			
Nondepreciable capital assets	261,490	-	261,490
Depreciable capital assets, net	45,540,579	1,080,000	46,620,579
Capital assets, net	45,802,069	1,080,000	46,882,069
Total assets	73,378,359	2,756,310	76,134,669
<b>Deferred outflows of resources:</b>			
Pension (Note 15)	3,164,506	388,967	3,553,473
OPEB (Note 16)	511,874	80,481	592,355
Total deferred outflows of resources	3,676,380	469,448	4,145,828
<b>Liabilities:</b>			
Accounts payable	75,305	10,423	85,728
Accrued wages and benefits payable	1,053,597	87,165	1,140,762
Intergovernmental payable	150,254	15,984	166,238
Accrued interest payable	355,490	-	355,490
Long-term liabilities:			
Due within one year	1,402,875	51,244	1,454,119
Due in more than one year:			
Net pension liability (Note 15)	18,169,427	2,469,745	20,639,172
Net OPEB liability (Note 16)	1,587,748	322,359	1,910,107
Other amounts due in more than one year	49,706,198	64,057	49,770,255
Total liabilities	72,500,894	3,020,977	75,521,871
<b>Deferred inflows of resources:</b>			
Property taxes levied for the next fiscal year	12,431,209	-	12,431,209
Payment in lieu of taxes levied for the next fiscal year	227,600	-	227,600
Pension (Note 15)	431,070	488,794	919,864
OPEB (Note 16)	2,103,766	448,003	2,551,769
Total deferred inflows of resources	15,193,645	936,797	16,130,442
<b>Net position:</b>			
Net investment in capital assets	(1,297,931)	1,080,000	(217,931)
Restricted for:			
State funded programs	68,761	-	68,761
Federally funded programs	69,191	-	69,191
Student activities	40,252	-	40,252
Other purposes	165,217	-	165,217
Unrestricted (deficit)	(9,685,290)	(1,812,016)	(11,497,306)
Total net position (deficit)	\$ (10,639,800)	\$ (732,016)	\$ (11,371,816)

SEE ACCOMPANYING NOTES TO THE BASIC FINANCIAL STATEMENTS

**POLARIS CAREER CENTER  
CUYAHOGA COUNTY, OHIO**

STATEMENT OF ACTIVITIES  
FOR THE FISCAL YEAR ENDED JUNE 30, 2021  
(SEE ACCOUNTANT'S COMPILATION REPORT)

	<b>Program Revenues</b>		
	<b>Expenses</b>	<b>Charges for Services and Sales</b>	<b>Operating Grants and Contributions</b>
<b>Governmental activities:</b>			
Instruction:			
Regular	\$ 38,262	\$ -	\$ 129,000
Vocational	9,339,684	68,442	1,142,813
Adult/continuing	400,758	-	409,730
Support services:			
Pupil	1,435,708	-	401,912
Instructional staff	1,594,444	-	284,634
Board of education	99,677	-	-
Administration	1,403,445	-	-
Fiscal	915,115	-	-
Business	249	-	-
Operations and maintenance	1,822,542	-	38,034
Pupil transportation	42,438	-	-
Central	711,364	-	-
Operation of non-instructional services:			
Other non-instructional services	292,889	-	-
Extracurricular activities	29,217	10,740	-
Interest and fiscal charges	2,027,462	-	-
<b>Total governmental activities</b>	<b>20,153,254</b>	<b>79,182</b>	<b>2,406,123</b>
<b>Business-type activities:</b>			
Uniform school supplies	46,372	54,900	-
Customer services	170,362	218,912	-
Adult education	2,056,704	1,642,975	1,015,122
<b>Total business-type activities</b>	<b>2,273,438</b>	<b>1,916,787</b>	<b>1,015,122</b>
<b>Totals</b>	<b>\$ 22,426,692</b>	<b>\$ 1,995,969</b>	<b>\$ 3,421,245</b>

**General revenues:**

Property taxes levied for:  
    General purposes  
    Capital outlay  
Payments in lieu of taxes  
Grants and entitlements not restricted  
    to specific programs  
Investment earnings  
(Decrease) in fair value of investments  
Miscellaneous  
Total general revenues

Change in net position

**Net position (deficit) at beginning of year**

**Net position (deficit) at end of year**

SEE ACCOMPANYING NOTES TO THE BASIC FINANCIAL STATEMENTS



**Net (Expense) Revenue  
and Changes in Net Position**

<b>Governmental Activities</b>	<b>Business-Type Activities</b>	<b>Total</b>
\$ 90,738	\$ -	\$ 90,738
(8,128,429)	-	(8,128,429)
8,972	-	8,972
(1,033,796)	-	(1,033,796)
(1,309,810)	-	(1,309,810)
(99,677)	-	(99,677)
(1,403,445)	-	(1,403,445)
(915,115)	-	(915,115)
(249)	-	(249)
(1,784,508)	-	(1,784,508)
(42,438)	-	(42,438)
(711,364)	-	(711,364)
(292,889)	-	(292,889)
(18,477)	-	(18,477)
(2,027,462)	-	(2,027,462)
(17,667,949)	-	(17,667,949)
-	8,528	8,528
-	48,550	48,550
-	601,393	601,393
-	658,471	658,471
(17,667,949)	658,471	(17,009,478)
10,011,976	-	10,011,976
3,284,112	-	3,284,112
253,582	-	253,582
3,089,068	-	3,089,068
100,522	-	100,522
(64,500)	-	(64,500)
54,717	389	55,106
16,729,477	389	16,729,866
(938,472)	658,860	(279,612)
(9,701,328)	(1,390,876)	(11,092,204)
<u>\$ (10,639,800)</u>	<u>\$ (732,016)</u>	<u>\$ (11,371,816)</u>

**POLARIS CAREER CENTER  
CUYAHOGA COUNTY, OHIO**

BALANCE SHEET  
GOVERNMENTAL FUNDS  
JUNE 30, 2021  
(SEE ACCOUNTANT'S COMPILATION REPORT)

	General	Permanent Improvement	Nonmajor Governmental Funds	Total Governmental Funds
<b>Assets:</b>				
Equity in pooled cash and investments	\$ 10,312,815	\$ 1,442,753	\$ 268,296	\$ 12,023,864
Receivables:				
Property taxes	10,716,284	3,368,255	-	14,084,539
Payment in lieu of taxes	227,600	-	-	227,600
Accrued interest	14,593	-	-	14,593
Interfund loans	49,015	-	-	49,015
Intergovernmental	32,815	-	167,839	200,654
Prepayments	39,093	-	-	39,093
Materials and supplies inventory	15,121	-	-	15,121
Total assets	<u>\$ 21,407,336</u>	<u>\$ 4,811,008</u>	<u>\$ 436,135</u>	<u>\$ 26,654,479</u>
<b>Liabilities:</b>				
Accounts payable	\$ 74,635	\$ -	\$ 670	\$ 75,305
Accrued wages and benefits payable	1,016,150	-	37,447	1,053,597
Compensated absences payable	60,122	-	-	60,122
Intergovernmental payable	145,015	-	5,239	150,254
Interfund loans payable	-	-	49,015	49,015
Total liabilities	<u>1,295,922</u>	<u>-</u>	<u>92,371</u>	<u>1,388,293</u>
<b>Deferred inflows of resources:</b>				
Property taxes levied for the next fiscal year	9,450,795	2,980,414	-	12,431,209
Payment in lieu of taxes levied for the next fiscal year	227,600	-	-	227,600
Delinquent property tax revenue not available	537,210	168,852	-	706,062
Intergovernmental revenue not available	-	-	79,972	79,972
Total deferred inflows of resources	<u>10,215,605</u>	<u>3,149,266</u>	<u>79,972</u>	<u>13,444,843</u>
<b>Fund balances:</b>				
Nonspendable:				
Materials and supplies inventory	15,121	-	-	15,121
Prepays	39,093	-	-	39,093
Unclaimed funds	6,219	-	-	6,219
Restricted:				
Capital improvements	-	1,661,742	-	1,661,742
State funded programs	-	-	68,761	68,761
Federally funded programs	-	-	9,867	9,867
Extracurricular	-	-	40,252	40,252
Other purposes	-	-	158,998	158,998
Assigned:				
Student instruction	37,015	-	-	37,015
Student and staff support	470,851	-	-	470,851
Extracurricular activities	34	-	-	34
Subsequent year's appropriations	425,649	-	-	425,649
Operation of non instructional	8,013	-	-	8,013
Unassigned (deficit)	8,893,814	-	(14,086)	8,879,728
Total fund balances	<u>9,895,809</u>	<u>1,661,742</u>	<u>263,792</u>	<u>11,821,343</u>
Total liabilities, deferred inflows and fund balances	<u>\$ 21,407,336</u>	<u>\$ 4,811,008</u>	<u>\$ 436,135</u>	<u>\$ 26,654,479</u>

SEE ACCOMPANYING NOTES TO THE BASIC FINANCIAL STATEMENTS

**POLARIS CAREER CENTER  
CUYAHOGA COUNTY, OHIO**

RECONCILIATION OF TOTAL GOVERNMENTAL FUND BALANCES TO  
NET POSITION OF GOVERNMENTAL ACTIVITIES  
JUNE 30, 2021  
(SEE ACCOUNTANT'S COMPILATION REPORT)

<b>Total governmental fund balances</b>		\$ 11,821,343
<i>Amounts reported for governmental activities on the statement of net position are different because:</i>		
Capital assets used in governmental activities are not financial resources and therefore are not reported in the funds.		45,802,069
Other long-term assets are not available to pay for current period expenditures and therefore are deferred inflows in the funds		
Property taxes receivable	\$ 706,062	
Intergovernmental receivable	79,972	
Total		786,034
An internal service fund is used by management to charge the costs of insurance to individual funds. The assets and liabilities of the internal service fund are included in governmental activities on the statement of net position.		28,316
Unamortized premiums on bonds issued are not recognized in the funds.		(2,672,064)
Accrued interest payable is not due and payable in the current period and therefore is not reported in the funds		(355,490)
The net pension/OPEB assets & liabilities are not due and payable in the current period; therefore, the assets, liabilities and related deferred inflows/outflows are not reported in governmental funds		
Deferred outflows - pension	3,164,506	
Deferred inflows - pension	(431,070)	
Net pension liability	(18,169,427)	
Deferred outflows - OPEB	511,874	
Deferred inflows - OPEB	(2,103,766)	
Net OPEB asset	942,510	
Net OPEB liability	(1,587,748)	
Total		(17,673,121)
Long-term liabilities are not due and payable in the current period and therefore are not reported in the funds.		
Compensated absences	(1,276,887)	
Certificates of participation	(47,100,000)	
Total		(48,376,887)
<b>Net position of governmental activities</b>		<b>\$ (10,639,800)</b>

SEE ACCOMPANYING NOTES TO THE BASIC FINANCIAL STATEMENTS

**POLARIS CAREER CENTER  
CUYAHOGA COUNTY, OHIO**

STATEMENT OF REVENUES, EXPENDITURES AND CHANGES IN FUND BALANCES  
GOVERNMENTAL FUNDS  
FOR THE FISCAL YEAR ENDED JUNE 30, 2021  
(SEE ACCOUNTANT'S COMPILATION REPORT)

	General	Permanent Improvement	Nonmajor Governmental Funds	Total Governmental Funds
<b>Revenues:</b>				
Property taxes	\$ 10,009,004	\$ 3,291,363	\$ -	\$ 13,300,367
Intergovernmental	4,083,085	72,519	1,169,161	5,324,765
Investment earnings	99,468	1,054	-	100,522
Tuition and fees	68,442	-	-	68,442
Extracurricular	-	-	10,740	10,740
Contributions and donations	-	-	129,000	129,000
Payment in lieu of taxes	253,582	-	-	253,582
Miscellaneous	34,556	20,161	-	54,717
(Decrease) in fair value of investments	(64,500)	-	-	(64,500)
Total revenues	<u>14,483,637</u>	<u>3,385,097</u>	<u>1,308,901</u>	<u>19,177,635</u>
<b>Expenditures:</b>				
Current:				
Instruction:				
Regular	14,959	-	23,303	38,262
Vocational	6,338,687	12,855	76,299	6,427,841
Adult/continuing	8,738	-	375,704	384,442
Support services:				
Pupil	997,241	-	393,097	1,390,338
Instructional staff	1,313,126	-	230,278	1,543,404
Board of education	98,797	-	-	98,797
Administration	1,325,578	-	-	1,325,578
Fiscal	828,846	39,415	-	868,261
Business	249	-	-	249
Operations and maintenance	1,537,359	39,281	37,930	1,614,570
Pupil transportation	23,591	-	-	23,591
Central	618,758	-	-	618,758
Operation of non-instructional services:				
Other non-instructional services	282,762	-	-	282,762
Extracurricular activities	8,900	-	20,317	29,217
Facilities acquisition and construction	12,872	926,751	-	939,623
Debt service:				
Interest and fiscal charges	-	2,132,938	-	2,132,938
Total expenditures	<u>13,410,463</u>	<u>3,151,240</u>	<u>1,156,928</u>	<u>17,718,631</u>
Net change in fund balances	1,073,174	233,857	151,973	1,459,004
<b>Fund balances at beginning of year</b>	<u>8,822,635</u>	<u>1,427,885</u>	<u>111,819</u>	<u>10,362,339</u>
<b>Fund balances at end of year</b>	<u>\$ 9,895,809</u>	<u>\$ 1,661,742</u>	<u>\$ 263,792</u>	<u>\$ 11,821,343</u>

SEE ACCOMPANYING NOTES TO THE BASIC FINANCIAL STATEMENTS

**POLARIS CAREER CENTER  
CUYAHOGA COUNTY, OHIO**

RECONCILIATION OF THE STATEMENT OF REVENUES, EXPENDITURES  
AND CHANGES IN FUND BALANCES OF GOVERNMENTAL FUNDS  
TO THE STATEMENT OF ACTIVITIES  
FOR THE FISCAL YEAR ENDED JUNE 30, 2021  
(SEE ACCOUNTANT'S COMPILATION REPORT)

<b>Net change in fund balances - total governmental funds</b>	\$	1,459,004
<i>Amounts reported for governmental activities in the statement of activities are different because:</i>		
Governmental funds report capital outlays as expenditures. However, in the statement of activities, the cost of those assets is allocated over their estimated useful lives as depreciation expense.		
Capital asset additions	\$ 1,041,612	
Construction in progress expensed	(1,054,184)	
Current year depreciation	(1,785,471)	
<b>Total</b>		(1,798,043)
Revenues in the statement of activities that do not provide current financial resources are not reported as revenues in the funds.		
Property taxes	(4,279)	
Intergovernmental	41,426	
<b>Total</b>		37,147
In the statement of activities, interest is accrued on outstanding bonds, whereas in governmental funds, an interest expenditure is reported when due. The following items resulted in additional interest being reported in the statement of activities:		
Amortization of bond premiums		105,476
Contractually required contributions are reported as expenditures in governmental funds; however, the statement of net position reports these amounts as deferred outflows.		
Pension	1,265,477	
OPEB	10,398	
<b>Total</b>		1,275,875
Except for amounts reported as deferred inflows/outflows, changes in the net pension/OPEB liability/asset are reported as pension/OPEB expense in the statement of activities.		
Pension	(2,067,899)	
OPEB	56,930	
<b>Total</b>		(2,010,969)
Some expenses reported in the statement of activities, such as compensated absences, do not require the use of current financial resources and therefore are not reported as expenditures in governmental funds.		
		10,537
An internal service fund used by management to charge the costs of insurance to individual funds is not reported in the district-wide statement of activities. Governmental fund expenditures and the related internal service fund revenues are eliminated. The net revenue (expense) of the internal service fund is allocated among the governmental activities.		
		(17,499)
<b>Change in net position of governmental activities</b>	\$	(938,472)

SEE ACCOMPANYING NOTES TO THE BASIC FINANCIAL STATEMENTS

**POLARIS CAREER CENTER  
CUYAHOGA COUNTY, OHIO**

STATEMENT OF REVENUES, EXPENDITURES AND CHANGES IN  
FUND BALANCE - BUDGET AND ACTUAL (NON-GAAP BUDGETARY BASIS)  
GENERAL FUND  
FOR THE FISCAL YEAR ENDED JUNE 30, 2021  
(SEE ACCOUNTANT'S COMPILATION REPORT)

	Budgeted Amounts			Variance with Final Budget Positive (Negative)
	Original	Final	Actual	
<b>Revenues:</b>				
Property taxes	\$ 9,672,938	\$ 9,739,602	\$ 9,779,482	\$ 39,880
Intergovernmental	3,803,070	3,830,720	4,056,222	225,502
Investment earnings	576,833	577,550	105,233	(472,317)
Tuition and fees	1,090	1,556	68,442	66,886
Payment in lieu of taxes	4,039	5,767	253,582	247,815
Miscellaneous	1,997	2,852	125,414	122,562
<b>Total revenues</b>	<u>14,059,967</u>	<u>14,158,047</u>	<u>14,388,375</u>	<u>230,328</u>
<b>Expenditures:</b>				
Current:				
Instruction:				
Regular	15,471	15,471	14,959	512
Vocational	6,879,029	6,879,029	6,475,064	403,965
Adult/continuing	20,274	20,274	8,738	11,536
Support services:				
Pupil	1,382,134	1,382,134	1,008,776	373,358
Instructional staff	1,445,773	1,445,773	1,508,023	(62,250)
Board of education	266,338	266,338	168,988	97,350
Administration	1,274,554	1,274,554	1,336,656	(62,102)
Fiscal	865,399	865,399	837,373	28,026
Business	92,498	92,498	249	92,249
Operations and maintenance	1,875,186	1,875,186	1,740,089	135,097
Pupil transportation	51,971	51,971	23,123	28,848
Central	711,384	711,384	769,045	(57,661)
Operation of non-instructional services				
Other non-instructional services	546,906	546,906	292,360	254,546
Extracurricular activities	73,811	73,811	8,962	64,849
Facilities acquisition and construction	24,207	24,207	30,178	(5,971)
<b>Total expenditures</b>	<u>15,524,935</u>	<u>15,524,935</u>	<u>14,222,583</u>	<u>1,302,352</u>
Excess (deficiency) of revenues over (under) expenditures	<u>(1,464,968)</u>	<u>(1,366,888)</u>	<u>165,792</u>	<u>1,532,680</u>
<b>Other financing sources (uses):</b>				
Refund of prior year's expenditures	-	-	(27)	(27)
Transfers (out)	(25,000)	(25,000)	-	25,000
Advances (out)	(25,000)	(25,000)	-	25,000
<b>Total other financing sources (uses)</b>	<u>(50,000)</u>	<u>(50,000)</u>	<u>(27)</u>	<u>49,973</u>
Net change in fund balance	(1,514,968)	(1,416,888)	165,765	1,582,653
<b>Fund balance at beginning of year</b>	9,141,035	9,141,035	9,141,035	-
<b>Prior year encumbrances appropriated</b>	374,935	374,935	374,935	-
<b>Fund balance at end of year</b>	<u>\$ 8,001,002</u>	<u>\$ 8,099,082</u>	<u>\$ 9,681,735</u>	<u>\$ 1,582,653</u>

SEE ACCOMPANYING NOTES TO THE BASIC FINANCIAL STATEMENTS

**POLARIS CAREER CENTER  
CUYAHOGA COUNTY, OHIO**

STATEMENT OF NET POSITION  
PROPRIETARY FUNDS  
JUNE 30, 2021  
(SEE ACCOUNTANT'S COMPILATION REPORT)

	Adult and Community Education	Nonmajor Enterprise Funds	Total Business-Type Activities - Enterprise Funds	Governmental Activities - Internal Service Funds
<b>Assets:</b>				
Current assets:				
Equity in pooled cash and investments	\$ 1,333,509	\$ 159,589	\$ 1,493,098	\$ 17,254
Receivables:				
Accounts	76,534	-	76,534	-
Prepayments	-	-	-	11,062
Inventory held for resale	-	3,875	3,875	-
Total current assets	<u>1,410,043</u>	<u>163,464</u>	<u>1,573,507</u>	<u>28,316</u>
Noncurrent assets:				
Net OPEB asset (Note 16)	102,803	-	102,803	-
Depreciable capital assets, net	1,080,000	-	1,080,000	-
Total noncurrent assets	<u>1,182,803</u>	<u>-</u>	<u>1,182,803</u>	<u>-</u>
Total assets	<u>2,592,846</u>	<u>163,464</u>	<u>2,756,310</u>	<u>28,316</u>
<b>Deferred outflows of resources:</b>				
Pension (Note 15)	388,967	-	388,967	-
OPEB (Note 16)	80,149	332	80,481	-
Total deferred outflows of resources	<u>469,116</u>	<u>332</u>	<u>469,448</u>	<u>-</u>
<b>Liabilities:</b>				
Current liabilities:				
Accounts payable	3,365	7,058	10,423	-
Accrued wages and benefits	87,165	-	87,165	-
Compensated absences	51,244	-	51,244	-
Intergovernmental payable	15,984	-	15,984	-
Total current liabilities	<u>157,758</u>	<u>7,058</u>	<u>164,816</u>	<u>-</u>
Long-term liabilities:				
Compensated absences payable	64,057	-	64,057	-
Net pension liability (Note 15)	2,469,745	-	2,469,745	-
Net OPEB liability (Note 16)	322,359	-	322,359	-
Total long-term liabilities	<u>2,856,161</u>	<u>-</u>	<u>2,856,161</u>	<u>-</u>
Total liabilities	<u>3,013,919</u>	<u>7,058</u>	<u>3,020,977</u>	<u>-</u>
<b>Deferred inflows of resources:</b>				
Pension (Note 15)	453,269	35,525	488,794	-
OPEB (Note 16)	444,485	3,518	448,003	-
Total deferred inflows of resources	<u>897,754</u>	<u>39,043</u>	<u>936,797</u>	<u>-</u>
<b>Net position:</b>				
Investment in capital assets	1,080,000	-	1,080,000	-
Unrestricted (deficit)	<u>(1,929,711)</u>	<u>117,695</u>	<u>(1,812,016)</u>	<u>28,316</u>
Total net position (deficit)	<u>\$ (849,711)</u>	<u>\$ 117,695</u>	<u>\$ (732,016)</u>	<u>\$ 28,316</u>

SEE ACCOMPANYING NOTES TO THE BASIC FINANCIAL STATEMENTS

**POLARIS CAREER CENTER  
CUYAHOGA COUNTY, OHIO**

STATEMENT OF REVENUES, EXPENSES AND  
CHANGES IN NET POSITION  
PROPRIETARY FUNDS  
FOR THE FISCAL YEAR ENDED JUNE 30, 2021  
(SEE ACCOUNTANT'S COMPILATION REPORT)

	<b>Adult and Community Education</b>	<b>Nonmajor Enterprise Funds</b>	<b>Total Business-Type Activities - Enterprise Funds</b>	<b>Governmental Activities - Internal Service Funds</b>
<b>Operating revenues:</b>				
Tuition and fees	\$ 1,642,975	\$ -	\$ 1,642,975	\$ -
Charges for services	-	273,812	273,812	-
Other	389	-	389	8,458
Total operating revenues	<u>1,643,364</u>	<u>273,812</u>	<u>1,917,176</u>	<u>8,458</u>
<b>Operating expenses:</b>				
Personal services	1,375,974	(36,313)	1,339,661	20,692
Purchased services	338,719	141	338,860	5,265
Materials and supplies	301,911	252,347	554,258	-
Other	100	559	659	-
Depreciation	40,000	-	40,000	-
Total operating expenses	<u>2,056,704</u>	<u>216,734</u>	<u>2,273,438</u>	<u>25,957</u>
Operating income (loss)	<u>(413,340)</u>	<u>57,078</u>	<u>(356,262)</u>	<u>(17,499)</u>
<b>Nonoperating revenues:</b>				
Federal and State subsidies	<u>1,015,122</u>	<u>-</u>	<u>1,015,122</u>	<u>-</u>
Change in net position	601,782	57,078	658,860	(17,499)
<b>Net position (deficit) at beginning of year</b>	<u>(1,451,493)</u>	<u>60,617</u>	<u>(1,390,876)</u>	<u>45,815</u>
<b>Net position (deficit) at end of year</b>	<u>\$ (849,711)</u>	<u>\$ 117,695</u>	<u>\$ (732,016)</u>	<u>\$ 28,316</u>

SEE ACCOMPANYING NOTES TO THE BASIC FINANCIAL STATEMENTS



**POLARIS CAREER CENTER  
CUYAHOGA COUNTY, OHIO**

STATEMENT OF CASH FLOWS  
PROPRIETARY FUNDS  
FOR THE FISCAL YEAR ENDED JUNE 30, 2021  
(SEE ACCOUNTANT'S COMPILATION REPORT)

	Adult and Community Education	Nonmajor Enterprise Funds	Total Business-Type Activities - Enterprise Funds	Governmental Activities - Internal Service Funds
<b>Cash flows from operating activities:</b>				
Cash received from customers	\$ 1,659,537	\$ 273,812	\$ 1,933,349	\$ -
Cash received from other operations	389	-	389	8,458
Cash payments for personal services	(1,597,714)	-	(1,597,714)	(22,124)
Cash payments for purchased services	(341,943)	(141)	(342,084)	(5,265)
Cash payments for materials and supplies	(310,166)	(249,164)	(559,330)	-
Cash payments for other expenses	(100)	(559)	(659)	-
Net cash provided by (used in) operating activities	<u>(589,997)</u>	<u>23,948</u>	<u>(566,049)</u>	<u>(18,931)</u>
<b>Cash flows from noncapital financing activities:</b>				
Cash received from federal and state subsidies	<u>1,015,122</u>	<u>-</u>	<u>1,015,122</u>	<u>-</u>
Net cash provided by noncapital financing activities	<u>1,015,122</u>	<u>-</u>	<u>1,015,122</u>	<u>-</u>
Net increase (decrease) in cash and cash cash equivalents	425,125	23,948	449,073	(18,931)
<b>Cash and cash equivalents at beginning of year</b>	908,384	135,641	1,044,025	36,185
<b>Cash and cash equivalents at end of year</b>	<u>\$ 1,333,509</u>	<u>\$ 159,589</u>	<u>\$ 1,493,098</u>	<u>\$ 17,254</u>
<b>Reconciliation of operating income (loss) to net cash provided by (used in) operating activities:</b>				
Operating income (loss)	\$ (413,340)	\$ 57,078	\$ (356,262)	\$ (17,499)
Adjustments:				
Depreciation	40,000	-	40,000	-
Changes in assets and liabilities:				
Decrease in accounts receivable	16,562	-	16,562	-
(Increase) in prepayments	-	-	-	(1,432)
(Increase) in inventory held for resale	-	(3,875)	(3,875)	-
Increase (decrease) in accounts payable	(11,479)	7,058	(4,421)	-
Increase in accrued wages and benefits	26,595	-	26,595	-
Decrease in net OPEB asset	8,399	-	8,399	-
(Decrease) in net pension liability	(107,915)	-	(107,915)	-
(Decrease) in net OPEB liability	(104,830)	-	(104,830)	-
Decrease in deferred outflows - pensions	65,331	1,495	66,826	-
(Increase) decrease in deferred outflows - OPEB	(11,180)	564	(10,616)	-
(Decrease) in deferred inflows - pensions	(136,043)	(37,586)	(173,629)	-
Increase (decrease) in deferred inflows - OPEB	80,444	(786)	79,658	-
Increase in due to other governments	5,074	-	5,074	-
(Decrease) in compensated absences payable	(47,615)	-	(47,615)	-
Net cash provided by (used in) operating activities	<u>\$ (589,997)</u>	<u>\$ 23,948</u>	<u>\$ (566,049)</u>	<u>\$ (18,931)</u>

SEE ACCOMPANYING NOTES TO THE BASIC FINANCIAL STATEMENTS

**THIS PAGE IS INTENTIONALLY LEFT BLANK**

**POLARIS CAREER CENTER  
CUYAHOGA COUNTY, OHIO**

NOTES TO THE BASIC FINANCIAL STATEMENTS  
FOR THE FISCAL YEAR ENDED JUNE 30, 2021  
(SEE ACCOUNTANT'S COMPILATION REPORT)

**NOTE 1 - DESCRIPTION OF THE CAREER CENTER**

The Polaris Career Center (the "Center") is a body politic and corporate established for the purpose of exercising the rights and privileges conveyed to it by the Constitution and laws of the State of Ohio. The Center is a joint vocational Center as defined by Section 3311.18 of the Ohio Revised Code. The Center operates under a Board of Education consisting of seven members which is comprised of one board member from each of the elected boards of the participating districts. Members serve a two-year term except for one rotating member picked by the member districts to serve a one-year term. Berea City School District, Brooklyn City School District, Fairview Park City School District, North Olmsted City School District, Olmsted Falls City School District, and Strongsville City School District are the member districts. The Center employs 9 administrative and supervisory personnel, 51 certified employees and 53 non-certificated employees who provide services to 3,225 students and other community members.

**NOTE 2 - SUMMARY OF SIGNIFICANT ACCOUNTING POLICIES**

The financial statements of the Center have been prepared in conformity with generally accepted accounting principles (GAAP) as applied to governmental units. The Governmental Accounting Standards Board (GASB) is the accepted standard setting body for establishing governmental accounting and financial reporting principles. The Center's significant accounting policies are described below.

**A. Reporting Entity**

The reporting entity has been defined in accordance with GASB Statement No. 14, "The Financial Reporting Entity" as amended by GASB Statement No. 39, "Determining Whether Certain Organizations Are Component Units" and GASB Statement No. 61, "The Financial Reporting Entity: Omnibus an Amendment of GASB Statements No. 14 and No. 34". The reporting entity is composed of the primary government and component units. The primary government consists of all funds, departments, boards and agencies that are not legally separate from the Center. For the Center, this includes general operations, food service, and student related activities of the Center.

Component units are legally separate organizations for which the Center is financially accountable. The Center is financially accountable for an organization if the Center appoints a voting majority of the organization's Governing Board and (1) the Center is able to significantly influence the programs or services performed or provided by the organization; or (2) the Center is legally entitled to or can otherwise access the organization's resources; or (3) the Center is legally obligated or has otherwise assumed the responsibility to finance the deficits of, or provide financial support to, the organization; or (4) the Center is obligated for the debt of the organization. Component units may also include organizations that are fiscally dependent on the Center in that the Center approves the budget, the issuance of debt or the levying of taxes. Certain organizations are also included as component units if the nature and significance of the relationship between the primary government and the organization is such that exclusion by the primary government would render the primary government's financial statements incomplete or misleading. Based upon the application of these criteria, the Center has no component units. The basic financial statements of the reporting entity include only those of the Center (the primary government).

**POLARIS CAREER CENTER  
CUYAHOGA COUNTY, OHIO**

NOTES TO THE BASIC FINANCIAL STATEMENTS  
FOR THE FISCAL YEAR ENDED JUNE 30, 2021  
(SEE ACCOUNTANT'S COMPILATION REPORT)

**NOTE 2 - SUMMARY OF SIGNIFICANT ACCOUNTING POLICIES - (Continued)**

The following organizations are described due to their relationship to the Center.

*JOINTLY GOVERNED ORGANIZATIONS*

Connect

Connect, formerly known as the North Coast Council, is a jointly governed organization serving twenty-four school districts and two educational service centers. Connect was organized pursuant to Ohio Revised Code Chapter 167 as a regional council of governments for the purpose of applying modern technology with the aid of computers and other electronic equipment to administrative and instructional functions among the member districts. Connect operates as an information technology center pursuant to ORC 3301.075. Each of the governments of these schools supports Connect based on a per pupil charge dependent upon the software packages used. The Center contributed \$13,588 to Connect during fiscal year 2021. Connect is governed by a four-member Board of Directors consisting of the Superintendent of the Educational Service Center of Cuyahoga County, the Superintendent of the Educational Service Center of Lorain County, the Superintendent of the Educational Service Center of Medina County, and the Executive Director of the Ohio Schools Council. Financial information can be obtained by contacting the Treasurer at the Cuyahoga County Educational Service Center, who serves as fiscal agent, at 5700 West Canal Road, Valley View, Ohio 44125.

Ohio Schools Council Association

The Ohio Schools' Council Association (Council) is a jointly governed organization among 247 school districts, educational service centers, joint vocational districts, and Developmental Disabilities boards in 34 Ohio counties. The jointly governed organization was formed to bring quality products and services at the lowest possible cost to the member districts. The Council's Board consists of seven superintendents of the participating districts whose terms rotate every year. The degree of control exercised by any school district is limited to its representation on the Board. In fiscal year 2021, the Center paid \$37,863 to the Council for annual membership, fees and services. Financial information can be obtained by contacting William J. Zelei, the Executive Director of the Ohio Schools' Council at 6393 Oak Tree Blvd., Suite 377, Independence, Ohio 44131.

The Center participates in the natural gas purchase program. This program allows the Center to purchase natural gas at reduced rates. Compass Energy has been selected as the supplier and program manager. There are currently 161 program members in the program. The participants make monthly payments based on estimated usage. Each September, these estimated payments are compared to their actual usage for the year (July to June). School districts that paid more in estimated billings than their actual billings are issued credits on future billings beginning in September until the credits are exhausted and school districts that did not pay enough on estimated billings are invoiced for the difference on the September monthly estimated billing.

*PUBLIC ENTITY RISK POOLS*

Suburban Health Consortium

The Suburban Health Consortium (the "Consortium") is a shared health risk pool created on October 1, 2001, formed by the Boards of Education of several school districts in northeast Ohio, for the purposes of maximizing benefits and/or reducing costs of group health, life, dental and/or other insurance coverages for their employees and the eligible dependents and designated beneficiaries of such employees. The Consortium was formed and operates as a legally separate entity under Ohio Revised Code Section 9.833. The Board of Directors shall be the governing body of the Consortium. The Board of Education of each Consortium Member shall appoint its Superintendent or such Superintendent's designee to be its representative of the Board of Directors. The officers of the Board of Directors shall consist of a Chairman, Vice-Chairman and Recording Secretary, who shall be elected at the annual meeting of Board of Directors and serve until the next annual meeting. All of the authority of the Consortium shall be exercised by or under the direction of the Board of Directors. The Board of Directors shall also set all premiums and other amounts to be paid by the Consortium Members, and the Board of Directors shall also have the authority to waive premiums and other payments. All members of the Board of Directors shall serve without compensation.

**POLARIS CAREER CENTER  
CUYAHOGA COUNTY, OHIO**

NOTES TO THE BASIC FINANCIAL STATEMENTS  
FOR THE FISCAL YEAR ENDED JUNE 30, 2021  
(SEE ACCOUNTANT'S COMPILATION REPORT)

**NOTE 2 - SUMMARY OF SIGNIFICANT ACCOUNTING POLICIES - (Continued)**

The Fiscal Agent shall be the Board of Education responsible for administering the financial transactions of the Consortium (Orange City School District). The Fiscal Agent shall carry out the responsibilities of the Consortium Fund, enter into contracts on behalf of the Consortium as authorized by the Directors and carry out such other responsibilities as approved by the Directors and agreed to by the Fiscal Agent. Each District Member enrolled in a benefit program may require contributions from its employees toward the cost of any benefit program being offered by such District Member, and such contributions shall be included in the payments from such District Member to the Fiscal Agent for such benefit program. Contributions are to be submitted by each District Member, to the Fiscal Agent, required under the terms of the Consortium Agreement and any benefit program in which such District Member is enrolled to the Fiscal Agent on a monthly basis, or as otherwise required in accordance with any benefit program in which such District Member is enrolled. All general administrative costs incurred by the Consortium that are not covered by the premium payments shall be shared equally by the Consortium Members as approved by the Directors, and shall be paid by each Consortium Member upon receipt of notice from the Fiscal Agent that such payment is due. It is the express intention of the Consortium Members that the Consortium Agreement and the Consortium shall continue for an indefinite term, but may be terminated as provided in the Consortium Agreement. Any Consortium Member wishing to withdraw from participation in the Consortium or any benefit program shall notify the Fiscal Agent at least one hundred eighty (180) days prior to the effective date of withdrawal.

Upon withdrawal of a Consortium Member, the Consortium shall pay the run out of all claims for such Consortium Member provided such Consortium Member has paid to the Consortium, prior to the effective date of withdrawal, a withdrawal fee in the amount equal to two months' premiums at the Consortium Member's current rate. Payment of the withdrawal fee does not extend insurance coverage for two months. Upon automatic withdrawal, for non-payment of premiums required by the Consortium Agreement, the Consortium shall pay the run out of all claims for such Consortium Member provided that the Consortium has received from such Consortium Member all outstanding and unpaid premiums and other amounts and the withdrawal fee equal to two months' premiums at the Consortium Member's current rates. Any Consortium Member which withdraws from the Consortium pursuant to the Consortium Agreement shall have no claim to the Consortium's assets. Financial information for the Consortium can be obtained from Mr. Todd Puster, Treasurer of the Orange City School District (the "Fiscal Agent") at 32000 Chagrin Blvd., Pepper Pike, Ohio 44124-5974.

Ohio School Boards Association Workers' Compensation Group Rating Program

The Center participates in the Ohio School Boards Association Workers' Compensation Group Rating Program (GRP), an insurance purchasing pool. The GRP's business and affairs are conducted by a three member Board of Directors consisting of the President, the President-Elect and the Immediate Past President of the Ohio School Boards Association (OSBA). The Executive Director of the OSBA, or designee, serves as coordinator of the program. Each year, the participating members pay an enrollment fee to the GRP to cover the costs of administering the program.

**B. Fund Accounting**

The Center uses funds to maintain its financial records during the year. A fund is defined as a fiscal and accounting entity with a self-balancing set of accounts. There are three categories of funds: governmental, proprietary and fiduciary.

*GOVERNMENTAL FUNDS*

Governmental funds are those through which most governmental functions typically are financed. Governmental fund reporting focuses on the sources, uses, and balances of current financial resources. Expendable assets are assigned to the various governmental funds according to the purposes for which they may or must be used. Current liabilities are assigned to the fund from which they will be paid. The difference between governmental fund assets plus deferred outflows of resources and liabilities plus deferred inflows of resources is reported as fund balance. The following is the Center's major governmental funds:

General Fund - The general fund is the general operating fund of the Center and is used to account for all financial resources except those required to be accounted for in another fund.

**POLARIS CAREER CENTER  
CUYAHOGA COUNTY, OHIO**

NOTES TO THE BASIC FINANCIAL STATEMENTS  
FOR THE FISCAL YEAR ENDED JUNE 30, 2021  
(SEE ACCOUNTANT'S COMPILATION REPORT)

**NOTE 2 - SUMMARY OF SIGNIFICANT ACCOUNTING POLICIES - (Continued)**

*Permanent Improvement Fund* - The permanent improvement fund accounts for levy collections and Certificates of Participation (COPs) proceeds used for the acquisition, construction, or improvement of capital facilities.

Nonmajor governmental funds of the Center are used to account for specific revenue sources that are restricted or committed to an expenditure for specified purposes.

*PROPRIETARY FUNDS*

Proprietary funds focus on the determination of operating income, changes in net position, financial position, and cash flows. The Center's proprietary funds are enterprise funds and an internal service fund. Enterprise funds may be used to account for any activity for which a fee is charged to external users for goods or services. The following is the Center's major enterprise fund:

*Adult and Community Education Fund* - This fund is used to account for all financial transactions made in connection with adult and community education classes.

The nonmajor enterprise funds of the Center account for uniform school supplies and customer service operations.

*Internal service fund* - The internal service fund is used to account for the financing of goods or services provided by one department or agency to other departments or agencies of the Center, or to other governments, on a cost-reimbursement basis. The internal service fund of the Center accounts for a workers' compensation self-insurance program.

*FIDUCIARY FUNDS*

Fiduciary fund reporting focuses on net position and changes in net position. The fiduciary fund category is split into four classifications: pension trust funds, investment trust funds, private purpose trust funds and custodial funds. Trust funds are distinguished from custodial funds by the existence of a trust agreement or equivalent arrangements that have certain characteristics. The Center does not have any trust funds. Custodial funds are used to report fiduciary activities that are not required to be reported in a trust fund. The Center does not have any custodial funds.

**C. Basis of Presentation**

*Government-Wide Financial Statements* - The statement of net position and the statement of activities display information about the Center as a whole. These statements include the financial activities of the primary government, except for fiduciary funds. The statements distinguish between those activities of the Center that are governmental and those that are considered business-type activities.

The statement of net position presents the financial condition of the governmental and business-type activities of the Center at year-end. The statement of activities presents a comparison between direct expenses and program revenues for each program or function of the Center's governmental activities and for the business-type activities of the Center. Direct expenses are those that are specifically associated with a service, program, or department and therefore clearly identifiable to a particular function. Program revenues include charges paid by the recipient of the goods or services offered by the program, grants and contributions that are restricted to meeting the operational or capital requirements of a particular program, and interest earned on grants that is required to be used to support a particular program. Revenues which are not classified as program revenues are presented as general revenues of the Center, with certain limitations. The comparison of direct expenses with program revenues identifies the extent to which each business segment or governmental function is self-financing or draws from the general revenues of the Center.

**POLARIS CAREER CENTER  
CUYAHOGA COUNTY, OHIO**

NOTES TO THE BASIC FINANCIAL STATEMENTS  
FOR THE FISCAL YEAR ENDED JUNE 30, 2021  
(SEE ACCOUNTANT'S COMPILATION REPORT)

**NOTE 2 - SUMMARY OF SIGNIFICANT ACCOUNTING POLICIES - (Continued)**

*Fund Financial Statements* - During the year, the Center segregates transactions related to certain Center functions or activities in separate funds in order to aid financial management and to demonstrate legal compliance. Fund financial statements are designed to present financial information of the Center at this more detailed level. The focus of governmental and enterprise fund financial statements is on major funds. Each major fund is presented in a separate column. Nonmajor funds are aggregated and presented in a single column. Fiduciary funds are reported by type.

**D. Measurement Focus**

*Government-Wide Financial Statements* - The government-wide financial statements are prepared using the economic resources measurement focus. All assets and deferred outflows of resources and all liabilities and deferred inflows of resources associated with the operation of the Center are included on the statement of net position.

*Fund Financial Statements* - All governmental funds are accounted for using a flow of current financial resources measurement focus. With this measurement focus, only current assets and deferred outflows of resources and current liabilities and deferred inflows of resources generally are included on the Balance Sheet. The statement of revenues, expenditures, and changes in fund balances reports on the sources (i.e., revenues and other financing sources) and uses (i.e., expenditures and other financing uses) of current financial resources. This approach differs from the manner in which the governmental activities of the government-wide financial statements are prepared. Governmental fund financial statements therefore include a reconciliation with brief explanations to better identify the relationship between the government-wide statements and the statements for governmental funds.

Like the government-wide statements, all proprietary fund types are accounted for on a flow of economic resources measurement focus. All assets, deferred outflows of resources, liabilities, and deferred inflows of resources associated with the operation of these funds are included on the statement of net position. The statement of revenues, expenses and changes in fund net position presents increases (i.e., revenues) and decreases (i.e., expenses) in net position. The statement of cash flows provides information about how the Center finances and meets the cash flow needs of its proprietary fund activities.

**E. Basis of Accounting**

Basis of accounting refers to when revenues and expenditures or expenses are recognized in the accounts and reported in the financial statements. Government-wide financial statements are prepared using the accrual basis of accounting. The fund financial statements are prepared using either modified accrual for governmental funds or accrual basis for proprietary and fiduciary funds.

*Revenues Exchange and Non-exchange Transactions* - Revenue resulting from exchange transactions is recorded on the accrual basis when the exchange takes place. On a modified accrual basis, revenues are recognized in the accounting period when they become both measurable and available. Available means collectible within the current period or soon enough thereafter to be used to pay liabilities of the current fiscal year. The available period of the Center is sixty days after year-end.

Non-exchange transactions, in which the Center receives value without directly giving equal value in return, include property taxes, grants, entitlements, and donations. On an accrual basis, revenue from property taxes is recognized in the fiscal year for which the taxes are levied (See Note 6). Revenue from grants, entitlements, and donations is recognized in the fiscal year in which all eligibility requirements have been met. On the modified accrual basis, revenue from non-exchange transactions must also be available before it can be recognized.

In applying the susceptible to accrual concept under the modified accrual basis, the following revenue sources are deemed both measurable and available: property taxes, payment in lieu of taxes, tuition, grants, and student fees.

**POLARIS CAREER CENTER  
CUYAHOGA COUNTY, OHIO**

NOTES TO THE BASIC FINANCIAL STATEMENTS  
FOR THE FISCAL YEAR ENDED JUNE 30, 2021  
(SEE ACCOUNTANT'S COMPILATION REPORT)

**NOTE 2 - SUMMARY OF SIGNIFICANT ACCOUNTING POLICIES - (Continued)**

*Deferred Outflows of Resources and Deferred Inflows of Resources* - In addition to assets, the government-wide statement of net position will report a separate section for deferred outflows of resources. Deferred outflows of resources represent a consumption of net position that applies to a future period and will not be recognized as an outflow of resources (expense/expenditure) until then. For the Center, see Note 15 and Note 16 for deferred outflows of resources related the Center's net pension liability and net OPEB liability/asset, respectively.

In addition to liabilities, both the government-wide statement of net position and the governmental fund financial statements report a separate section for deferred inflows of resources. Deferred inflows of resources represent an acquisition of net position that applies to a future period and will not be recognized as an inflow of resources (revenue) until that time. For the Center, deferred inflows of resources include property taxes, payments in lieu of taxes and unavailable revenue. Property taxes and payments in lieu of taxes represent amounts for which there is an enforceable legal claim as of June 30, 2021, but which were levied to finance fiscal year 2022 operations. These amounts have been recorded as a deferred inflow of resources on both the government-wide statement of net position and the governmental fund financial statements. Unavailable revenue is reported only on the governmental funds balance sheet and represents receivables which will not be collected within the available period. For the Center unavailable revenue includes, but is not limited to, delinquent property taxes and intergovernmental grants. These amounts are deferred and recognized as an inflow of resources in the period the amounts become available.

For the Center, see Note 15 and Note 16 for deferred inflows of resources related to the Center's net pension liability and net OPEB liability/asset, respectively. These deferred inflows of resources are only reported on the government-wide statement of net position.

*Expenditures/Expenses* - On the accrual basis of accounting, expenses are recorded at the time they are incurred. The measurement focus of governmental fund accounting is on flow of current financial resources. Expenditures are generally recognized in the accounting period in which the related fund liability is incurred except for principal and interest on general long-term debt, which is recorded when due.

**F. Cash and Investments**

To improve cash management, cash received by the Center is pooled. Individual fund integrity is maintained through the Center's records. Each fund's interest in the pool is presented as "equity in pooled cash and investments" on the financial statements.

During fiscal year 2021, the Center's investments included negotiable certificates of deposit (negotiable CDs), a U.S. Government money market mutual fund, Federal National Mortgage Association (FNMA) securities, Federal Home Loan Bank (FHLB) securities, Federal Farm Credit Bank (FFCB) securities, commercial paper, and investments in the State Asset Treasury Reserve of Ohio (STAR Ohio). Except for investments in STAR Ohio, investments are reported at fair value which is based on quoted market prices.

During fiscal year 2021, the Center invested in STAR Ohio. STAR Ohio is an investment pool managed by the State Treasurer's Office which allows governments within the State to pool their funds for investment purposes. STAR Ohio is not registered with the SEC as an investment company, but has adopted Governmental Accounting Standards Board (GASB), Statement No. 79, "Certain External Investment Pools and Pool Participants." The Center measures its investment in STAR Ohio at the net asset value (NAV) per share provided by STAR Ohio. The NAV per share is calculated on an amortized cost basis that provides a NAV per share that approximates fair value.

For fiscal year 2021, there were no limitations or restrictions on any participant withdrawals due to redemption notice periods, liquidity fees, or redemption gates. However, notice must be given 24 hours in advance of all deposits and withdrawals exceeding \$100 million. STAR Ohio reserves the right to limit the transaction to \$250 million, requiring the excess amount to be transacted the following business day(s), but only to the \$250 million limit. All accounts of the participant will be combined for these purposes.



**POLARIS CAREER CENTER  
CUYAHOGA COUNTY, OHIO**

NOTES TO THE BASIC FINANCIAL STATEMENTS  
FOR THE FISCAL YEAR ENDED JUNE 30, 2021  
(SEE ACCOUNTANT’S COMPILATION REPORT)

**NOTE 2 - SUMMARY OF SIGNIFICANT ACCOUNTING POLICIES - (Continued)**

Under existing Ohio statutes, all investment earnings are assigned to the general fund unless statutorily required to be credited to a specific fund. The Board of Education has, by resolution, specified the funds to receive an allocation of interest earnings. Interest revenue credited to the general fund during fiscal year 2021 amounted to \$99,468, which includes \$21,378 assigned from other Center funds.

For presentation on the basic financial statements, investments of the cash management pool and investments with original maturities of three months or less at the time they are purchased by the Center are considered to be cash equivalents. Investments with an initial maturity of more than three months are reported as investments.

An analysis of the Center’s investment account at fiscal year-end is provided in Note 4.

**G. Inventory**

Within the basic financial statements, inventories are presented at cost on a first-in, first-out basis and are expensed when used. Inventories consist of materials and supplies held for consumption.

**H. Prepayments**

Payments made to vendors for services that will benefit periods beyond June 30, 2021, are recorded as prepayments using the consumption method. A current asset for the prepaid amount is recorded at the time of purchase and an expenditure/expense is reported in the year in which services are consumed.

**I. Capital Assets and Depreciation**

General capital assets are those assets not specifically related to activities reported in the proprietary funds. These assets generally result from expenditures in the governmental funds. These assets are reported in the governmental activities column of the government-wide statement of net position, but are not reported in the fund financial statements. Capital assets utilized by the proprietary funds are reported both in the business-type activities column of the government-wide statement of net position and in the respective funds.

All capital assets are capitalized at cost (or estimated historical cost) and updated for additions and retirements during the year. Donated capital assets are recorded at their acquisition value as of the date received. The Center maintains a capitalization threshold of \$5,000. The Center does not possess any infrastructure. Improvements are capitalized; the costs of normal maintenance and repairs that do not add to the value of the asset or materially extend an asset's life are not.

All reported capital assets except land and construction in progress are depreciated. Improvements are depreciated over the remaining useful lives of the related capital assets. Depreciation is computed using the straight-line method over the following useful lives:

<u>Description</u>	<u>Governmental Activities Estimated Lives</u>	<u>Business-Type Activities Estimated Lives</u>
Buildings	50 years	N/A
Buildings and Improvements	15 - 30 Years	15 - 30 Years
Furniture and Equipment	5 - 25 Years	5 - 25 Years
Vehicles	5 - 15 Years	N/A

**POLARIS CAREER CENTER  
CUYAHOGA COUNTY, OHIO**

NOTES TO THE BASIC FINANCIAL STATEMENTS  
FOR THE FISCAL YEAR ENDED JUNE 30, 2021  
(SEE ACCOUNTANT'S COMPILATION REPORT)

**NOTE 2 - SUMMARY OF SIGNIFICANT ACCOUNTING POLICIES - (Continued)**

**J. Interfund Activity**

Transfers between governmental and business-type activities on the government-wide statements are reported in the same manner as general revenues. Exchange transactions between funds are reported as revenues in the seller funds and as expenditures/expenses in the purchaser funds.

Flows of cash or goods from one fund to another without a requirement for repayment are reported as interfund transfers. Interfund transfers are reported as other financing sources/uses in governmental funds and after nonoperating revenues/expenses in proprietary funds.

Repayments from funds responsible for particular expenditures/expenses to the funds that initially paid for them are not presented on the financial statements.

**K. Interfund Balances**

On fund financial statements, receivables and payables resulting from short-term interfund loans are classified as interfund loan receivables and payables. These interfund balances between governmental funds are eliminated for reporting on the statement of net position.

**L. Compensated Absences**

Vacation benefits are accrued as a liability as the benefits are earned if the employees' rights to receive compensation are attributable to services already rendered and it is probable that the employer will compensate the employees for the benefits through paid time off or some other means. The Center records a liability for accumulated unused vacation time when earned for all employees with more than one year of service.

Sick leave benefits are accrued as a liability using the vesting method. The liability includes the employees who are currently eligible to receive termination benefits and those the Center has identified as probable of receiving payment in the future. The amount is based on accumulated sick leave and employees' wage rates at fiscal year end, taking into consideration any limits specified in the Center's termination policy. The Center records a liability for accumulated unused sick leave for employees that are age 52 or older with five or more years of current service with the Center.

The entire compensated absence liability is reported on the government-wide financial statements. On the governmental fund financial statements, compensated absences are recognized as a liability and expenditure to the extent payments come due each period upon the occurrence or employee resignations and retirements. These amounts are recorded as compensated absences payable in the fund from which the employee who has accumulated unpaid leave is paid.

**M. Accrued Liabilities and Long-Term Obligations**

All accrued liabilities and long-term debt are reported in the government-wide financial statements as well as the proprietary fund financial statements. For governmental fund financial statements, the accrued liabilities are generally reported as a governmental fund liability if due for payment as of the balance sheet date regardless of whether they will be liquidated with current financial resources. However, claims for judgments and compensated absences paid from governmental funds are reported as a liability in the fund financial statements only for the portion expected to be financed from expendable available financial resources. Net pension/OPEB liability should be recognized in the governmental funds to the extent that benefit payments are due and payable and the pension/OPEB plan's fiduciary net position is not sufficient for payment of those benefits. Long-term certificates of participation are recognized as a liability on the fund financial statements.

**POLARIS CAREER CENTER  
CUYAHOGA COUNTY, OHIO**

NOTES TO THE BASIC FINANCIAL STATEMENTS  
FOR THE FISCAL YEAR ENDED JUNE 30, 2021  
(SEE ACCOUNTANT'S COMPILATION REPORT)

**NOTE 2 - SUMMARY OF SIGNIFICANT ACCOUNTING POLICIES - (Continued)**

**N. Net Position**

Net position represents the difference between assets and deferred outflows and liabilities and deferred inflows. The net position component "net investment in capital assets," consists of capital assets, net of accumulated depreciation, reduced by the outstanding balances of any borrowing used for the acquisition, construction or improvement of those assets. Deferred outflows of resources and deferred inflows of resources that are attributable to the acquisition, construction or improvement of those assets or related debt also should be included in this component of net position. Net position is reported as restricted when there are limitations imposed on its use either through the enabling legislation adopted by the Center or through external restrictions imposed by creditors, grantors or laws or regulations of other governments.

The Center applies restricted resources first when an expense is incurred for purposes for which both restricted and unrestricted net position is available.

**O. Fund Balance**

Fund balance is divided into five classifications based primarily on the extent to which the Center is bound to observe constraints imposed upon the use of the resources in the governmental funds. The classifications are as follows:

Nonspendable - The nonspendable fund balance classification includes amounts that cannot be spent because they are not in spendable form or legally required to be maintained intact. The "not in spendable form" criterion includes items that are not expected to be converted to cash. It also includes the long-term amount of loans receivable.

Restricted - Fund balance is reported as restricted when constraints are placed on the use of resources that are either externally imposed by creditors (such as through debt covenants), grantors, contributors, or laws or regulations of other governments, or imposed by law through constitutional provisions or enabling legislation.

Committed - The committed fund balance classification includes amounts that can be used only for the specific purposes imposed by a formal action (resolution) of the Center Board of Education (the highest level of decision-making authority). Those committed amounts cannot be used for any other purpose unless the Center Board of Education removes or changes the specified use by taking the same type of action (resolution) it employed to previously commit those amounts. Committed fund balance also incorporates contractual obligations to the extent that existing resources in the fund have been specifically committed for use in satisfying those contractual requirements.

Assigned - Amounts in the assigned fund balance classification are intended to be used by the Center for specific purposes but do not meet the criteria to be classified as restricted or committed. In governmental funds other than the general fund, assigned fund balance represents the remaining amount that is not restricted or committed. These amounts are assigned by the Center Board of Education. In the general fund, assigned amounts represents intended uses established by the Center Board of Education or by State statute. The Center's Board of Education has authorized the Treasurer to assign fund balance for purchases on order, provided such amounts have been lawfully appropriated.

Unassigned - Unassigned fund balance is the residual classification for the general fund and includes all spendable amounts not contained in the other classifications. In other governmental funds, the unassigned classification is only used to report a deficit fund balance resulting from overspending for specific purposes for which amounts had been restricted, committed, or assigned.

The Center applies restricted resources first when expenditures are incurred for purposes for which restricted and unrestricted (committed, assigned, and unassigned) fund balance is available. Similarly, within unrestricted fund balance, committed amounts are reduced first followed by assigned, and then unassigned amounts when expenditures are incurred for purposes for which amounts in any of the unrestricted fund balance classifications could be used.

**POLARIS CAREER CENTER  
CUYAHOGA COUNTY, OHIO**

NOTES TO THE BASIC FINANCIAL STATEMENTS  
FOR THE FISCAL YEAR ENDED JUNE 30, 2021  
(SEE ACCOUNTANT'S COMPILATION REPORT)

**NOTE 2 - SUMMARY OF SIGNIFICANT ACCOUNTING POLICIES - (Continued)**

**P. Operating Revenues and Expenses**

Operating revenues are those revenues that are generated directly from the primary activity of the proprietary funds. For the Center, these revenues are sales for uniform school supplies, customer services and adult and community education, and charges for services for the internal service fund. Operating expenses are necessary costs incurred to provide the good or service that is the primary activity of the fund. Any revenues and expenses not meeting the definitions of operating are reported as nonoperating.

**Q. Budgetary Process**

All funds, other than agency funds, are legally required to be budgeted and appropriated. The major documents prepared are the tax budget, the appropriation resolution and the certificate of estimated resources, which are prepared on the budgetary basis of accounting. The tax budget demonstrates a need for existing or increased tax rates. The certificate of estimated resources establishes a limit on the amounts that the Board of Education may appropriate. The appropriation resolution is the Board's authorization to spend resources and sets annual limits on expenditures plus encumbrances at a level of control selected by the Board. The legal level of control has been established by the Board of Education at the fund level for all funds. Any budgetary modifications at this level require a resolution of the Board of Education. The Treasurer has been given the authority to allocate Board appropriations to the function and object levels.

The certificate of estimated resources may be amended during the year if projected increases or decreases in revenue are identified by the Treasurer. The amounts reported as the original and final budgeted amounts in the budgetary statements reflect the amounts in the certificate when the original and final appropriations were adopted.

The appropriation resolution is subject to amendment by the Board throughout the fiscal year with the restriction that appropriations may not exceed estimated resources. The amounts reported as the original budgeted amounts reflect the first appropriation for that fund that covered the entire fiscal year, including amounts automatically carried over from prior fiscal years. The amounts reported as the final budgeted amounts represent the final appropriation amounts passed by the Board during the fiscal year.

**R. Encumbrances**

Encumbrance accounting, under which purchase orders, contracts, and other commitments for the expenditure of funds are recorded in order to reserve that portion of the applicable appropriation, is employed in governmental funds. Encumbrances outstanding at year end are reported as assigned in the general fund only, since they do not constitute expenditures or liabilities.

At the close of each year, the unencumbered balance of each appropriation reverts to the respective fund from which it was appropriated and becomes subject to future appropriation. Encumbered appropriations are carried forward to the succeeding fiscal year and are not re-appropriated.

**S. Pensions/Other Postemployment Benefits (OPEB)**

For purposes of measuring the net pension/OPEB liability, net OPEB asset, deferred outflows of resources and deferred inflows of resources related pensions/OPEB, and pension/OPEB expense, information about the fiduciary net position of the pension/OPEB plans and additions to/deductions from their fiduciary net position have been determined on the same basis as they are reported by the pension/OPEB plan. For this purpose, benefit payments (including refunds of employee contributions) are recognized when due and payable in accordance with the benefit terms. The pension/OPEB plans report investments at fair value.

**POLARIS CAREER CENTER  
CUYAHOGA COUNTY, OHIO**

NOTES TO THE BASIC FINANCIAL STATEMENTS  
FOR THE FISCAL YEAR ENDED JUNE 30, 2021  
(SEE ACCOUNTANT'S COMPILATION REPORT)

**NOTE 2 - SUMMARY OF SIGNIFICANT ACCOUNTING POLICIES - (Continued)**

**T. Extraordinary and Special Items**

Extraordinary items are transactions or events that are both unusual in nature and infrequent in occurrence. Special items are transactions or events that are within the control of the Board of Education and that are either unusual in nature or infrequent in occurrence. Nether type of transaction occurred during fiscal year 2021.

**U. Estimates**

The preparation of financial statements in conformity with GAAP requires management to make estimates and assumptions that affect the reported amounts of assets and liabilities at the date of the financial statements and the reported amounts of revenues and expenditures during the reported period. Actual results could differ from those estimates.

**V. Fair Value Measurements**

The Center categorizes its fair value measurements within the fair value hierarchy established by generally accepted accounting principles. The hierarchy is based on the valuation inputs used to measure the fair value of the asset. Level 1 inputs are quoted prices in active markets for identical assets; Level 2 inputs are significant other observable inputs; Level 3 inputs are significant unobservable inputs.

**NOTE 3 - ACCOUNTABILITY AND COMPLIANCE**

**A. Change in Accounting Principles**

For fiscal year 2021, the Center has applied GASB Statement No. 95, "Postponement of the Effective Dates of Certain Authoritative Guidance." GASB Statement No. 95 provides temporary relief to governments and other stakeholders in light of the COVID-19 pandemic. This objective is accomplished by postponing the effective dates of certain provisions in Statements and Implementation Guides that first became effective or are scheduled to become effective for periods beginning after June 15, 2018, and later.

Certain provisions contained in the following pronouncements were scheduled to be implemented for the fiscal year ended June 30, 2021. Due to the implementation of GASB Statement No. 95, the effective dates of certain provisions contained in these pronouncements are postponed until the fiscal year ended June 30, 2022:

- Statement No. 87, *Leases*
- Implementation Guide No. 2019-3, *Leases*
- Statement No. 89, *Accounting for Interest Cost Incurred before the End of a Construction Period*
- Statement No. 92, *Omnibus 2020*
- Statement No. 93, *Replacement of Interbank Offered Rates*

**B. Deficit Fund Balances**

Fund balances at June 30, 2021 included the following individual fund deficits:

<u>Nonmajor funds</u>	<u>Deficit</u>
Coronavirus relief fund	\$ 1
Vocational education	14,085

The general fund is liable for any deficit in these funds and provides transfers when cash is required, not when accruals occur. The deficit fund balances resulted from adjustments for accrued liabilities.

**POLARIS CAREER CENTER  
CUYAHOGA COUNTY, OHIO**

NOTES TO THE BASIC FINANCIAL STATEMENTS  
FOR THE FISCAL YEAR ENDED JUNE 30, 2021  
(SEE ACCOUNTANT'S COMPILATION REPORT)

**NOTE 4 - DEPOSITS AND INVESTMENTS**

State statutes classify monies held by the Center into three categories.

Active deposits are public deposits necessary to meet current demands on the treasury. Such monies must be maintained either as cash in the Center treasury, in commercial accounts payable or withdrawable on demand, including negotiable order of withdrawal (NOW) accounts, or in money market deposit accounts.

Inactive deposits are public deposits that the Board of Education has identified as not required for use within the current five-year period of designation of depositories. Inactive deposits must either be evidenced by certificates of deposit maturing not later than the end of the current period of designation of depositories, or by savings or deposit accounts including, but not limited to, passbook accounts.

Interim deposits are deposits of interim monies. Interim monies are those monies which are not needed for immediate use, but which will be needed before the end of the current period of designation of depositories.

Interim deposits must be evidenced by time certificates of deposit maturing not more than one year from the date of deposit or by savings or deposit accounts including passbook accounts.

Interim monies may be deposited or invested in the following securities:

1. United States Treasury Notes, Bills, Bonds, or any other obligation or security issued by the United States Treasury or any other obligation guaranteed as to principal and interest by the United States;
2. Bonds, notes, debentures, or any other obligations or securities issued by any federal government agency or instrumentality, including but not limited to, the Federal National Mortgage Association, Federal Home Loan Bank, Federal Farm Credit Bank, Federal Home Loan Mortgage Corporation, and Government National Mortgage Association. All federal agency securities shall be direct issuances of federal government agencies or instrumentalities;
3. Written repurchase agreements in the securities listed above provided that the fair value of the securities subject to the repurchase agreement must exceed the principal value of the agreement by at least two percent and be marked to market daily, and that the term of the agreement must not exceed thirty days;
4. Bonds and other obligations of the State of Ohio, and with certain limitations including a requirement for maturity within ten years from the date of settlement, bonds and other obligations of political subdivisions of the State of Ohio, if training requirements have been met;
5. Time certificates of deposit or savings or deposit accounts including, but not limited to, passbook accounts;
6. No-load money market mutual funds consisting exclusively of obligations described in division (1) or (2) and repurchase agreements secured by such obligations, provided that investments in securities described in this division are made only through eligible institutions;
7. The State Treasurer's investment pool, the State Treasury Asset Reserve of Ohio (STAR Ohio); and,
8. Certain bankers' acceptances for a period not to exceed one hundred eighty days) and commercial paper notes (for a period not to exceed two hundred seventy days) in an amount not to exceed 40 percent of the interim monies available for investment at any one time if training requirements have been met.

**POLARIS CAREER CENTER  
CUYAHOGA COUNTY, OHIO**

NOTES TO THE BASIC FINANCIAL STATEMENTS  
FOR THE FISCAL YEAR ENDED JUNE 30, 2021  
(SEE ACCOUNTANT'S COMPILATION REPORT)

**NOTE 4 - DEPOSITS AND INVESTMENTS - (Continued)**

Protection of the deposits is provided by the Federal Deposit Insurance Corporation (FDIC), by eligible securities pledged by the financial institution as security for repayment, or by the financial institutions participation in the Ohio Pooled Collateral System (OPCS), a collateral pool of eligible securities deposited with a qualified trustee and pledged to the Treasurer of State to secure the repayment of all public monies deposited in the financial institution.

Investments in stripped principal or interest obligations, reverse repurchase agreements, and derivatives are prohibited. The issuance of taxable notes for the purpose of arbitrage, the use of leverage and short selling are also prohibited. Except as noted above, an investment must mature within five years from the date of purchase unless matched to a specific obligation or debt of the Center and must be purchased with the expectation that it will be held to maturity. Investments may only be made through specified dealers and institutions. Payment for investments may be made only upon delivery of the securities representing the investments to the Treasurer or, if the securities are not represented by a certificate, upon receipt of confirmation of transfer from the custodian.

**A. Cash on Hand**

At June 30, 2021, the Center had \$2,070 in undeposited cash on hand which is included on the financial statements as part of "equity in pooled cash and investments".

**B. Deposits with Financial Institutions**

At June 30, 2021, the carrying amount of all Center deposits was \$4,687,121 and the bank balance of all Center deposits was \$4,882,049. Of the bank balance, \$500,272 was covered by the FDIC, \$2,190,889 was covered by the Ohio Pooled Collateral System, and \$2,190,888 was exposed to custodial credit risk discussed below because those deposits were uninsured and uncollateralized.

Custodial credit risk is the risk that, in the event of bank failure, the Center will not be able to recover deposits or collateral securities that are in the possession of an outside party. The Center has no deposit policy for custodial credit risk beyond the requirements of State statute. Ohio law requires that deposits either be insured or protected by (1) eligible securities pledged to the Center and deposited with a qualified trustee by the financial institution as security for repayment whose fair value at all times shall be at least 105 percent of the deposits being secured, or (2) participation in the Ohio Pooled Collateral System (OPCS), a collateral pool of eligible securities deposited with a qualified trustee and pledged to the Treasurer of State to secure the repayment of all public monies deposited in the financial institution. OPCS requires the total fair value of the securities pledged to be 102 percent of the deposits being secured or a rate set by the Treasurer of State. For 2021, the one of the Center's financial institutions was approved for a reduced collateral rate of 50 percent through the OPCS and one of the Center's financial institutions was approved for a collateral rate of 102 percent through the OPCS. Although all statutory requirements for the deposit of money had been followed, noncompliance with Federal requirements could potentially subject the Center to a successful claim by the FDIC.

**POLARIS CAREER CENTER  
CUYAHOGA COUNTY, OHIO**

NOTES TO THE BASIC FINANCIAL STATEMENTS  
FOR THE FISCAL YEAR ENDED JUNE 30, 2021  
(SEE ACCOUNTANT'S COMPILATION REPORT)

**NOTE 4 - DEPOSITS AND INVESTMENTS - (Continued)**

**C. Investments**

As of June 30, 2021, the Center had the following investments and maturities:

Measurement/ Investment type	Measurement Value	Investment Maturities				
		6 months or less	7 to 12 months	13 to 18 months	19 to 24 months	Greater Than 24 months
<i>Fair Value:</i>						
FNMA	\$ 277,030	\$ -	\$ -	\$ -	\$ -	\$ 277,030
FHLB	548,432	-	-	-	-	548,432
FFCB	704,126	-	250,163	-	-	453,963
Negotiable CDs	4,556,886	994,755	249,976	1,266,701	1,010,720	1,034,734
Commercial paper	2,748,818	2,394,186	354,632	-	-	-
U.S. Government Money Market Mutual Fund	9,464	9,464	-	-	-	-
<i>Amortized Cost:</i>						
STAR Ohio	269	269	-	-	-	-
<b>Total</b>	<b>\$ 8,845,025</b>	<b>\$ 3,398,674</b>	<b>\$ 854,771</b>	<b>\$ 1,266,701</b>	<b>\$ 1,010,720</b>	<b>\$ 2,314,159</b>

The weighted average maturity of investments is 1.40 years.

The Center's investments in U.S. Government money market mutual funds are valued using quoted market prices in active markets (Level 1 inputs). The Center's investments in federal agency securities (FNMA, FHLB, and FFCB), commercial paper, and negotiable CD's are valued using quoted prices in markets that are not considered to be active, dealer quotations or alternative pricing sources for similar assets or liabilities for which all significant inputs are observable, either directly or indirectly (Level 2 inputs).

*Interest Rate Risk:* State statute requires that an investment mature within five years from the date of purchase, unless matched to a specific obligation or debt of the Center, and that an investment must be purchased with the expectation that it will be held to maturity. The Center's investment policy also states that the Center will not invest in any eligible security maturing more than two years from the date of settlement if it bears interest at a variable rate.

*Credit Risk:* Standard & Poor's has assigned STAR Ohio an AAAM money market rating. STAR Ohio must maintain the highest letter or numerical rating provided by at least one nationally recognized standard service. The federal agency securities (FNMA, FHLB, and FFCB) were rated AA+ and Aaa by Standard & Poor's and Moody's Investor Services, respectively. The commercial paper was rated A-1+ and A-1 by Standard & Poor's P-1 by Moody's Investor Services. The U.S. government money market mutual fund was rated AAAM by Standard & Poor's. The negotiable CDs were not rated but are fully covered by the FDIC. The Center's investment policy does not specifically address credit risk beyond the adherence to all relevant sections of the Ohio Revised Code.

*Custodial Credit Risk:* For an investment, custodial credit risk is the risk that, in the event of the failure of the counterparty, the Center will not be able to recover the value of its investments or collateral securities that are in the possession of an outside party. The federal agency securities (FNMA, FHLB and FFCB) and commercial paper are exposed to custodial credit risk in that they are uninsured, unregistered and held by the counterparty's trust department or agent, but not in the Center's name. The Center has no investment policy dealing with investment custodial risk beyond the requirement in State statute that prohibits payment for investments prior to the delivery of the securities representing such investments to the treasurer or qualified trustee.



**POLARIS CAREER CENTER  
CUYAHOGA COUNTY, OHIO**

NOTES TO THE BASIC FINANCIAL STATEMENTS  
FOR THE FISCAL YEAR ENDED JUNE 30, 2021  
(SEE ACCOUNTANT'S COMPILATION REPORT)

**NOTE 4 - DEPOSITS AND INVESTMENTS - (Continued)**

*Concentration of Credit Risk:* The Center places no limit on the amount that may be invested in any one issuer. The following table includes the percentage of each investment type held by the Center at June 30, 2021:

<u>Measurement/ Investment type</u>	<u>Measurement Value</u>	<u>% of Total</u>
<i>Fair Value:</i>		
FNMA	\$ 277,030	3.13
FHLB	548,432	6.20
FFCB	704,126	7.96
Negotiable CDs	4,556,886	51.52
Commercial paper	2,748,818	31.08
U.S. Government Money Market Mutual Fund	9,464	0.11
<i>Amortized Cost:</i>		
STAR Ohio	<u>269</u>	<u>-</u>
Total	<u>\$ 8,845,025</u>	<u>100.00</u>

**D. Reconciliation of Cash and Cash Equivalents to the Statement of Net Position**

The following is a reconciliation of cash and cash equivalents as reported in the note above to cash and cash equivalents as reported on the statement of net position as of June 30, 2021:

<u>Cash and investments per note</u>	
Carrying amount of deposits	\$ 4,687,121
Investments	8,845,025
Cash on hand	<u>2,070</u>
Total	<u>\$ 13,534,216</u>
 <u>Cash and investments per statement of net position</u>	
Governmental activities	\$ 12,041,118
Business-type activities	<u>1,493,098</u>
Total	<u>\$ 13,534,216</u>

**NOTE 5 - RECEIVABLES**

Receivables at June 30, 2021 consisted of property taxes, payments in lieu of taxes, accounts (billings for user charged services and student fees), accrued interest, and intergovernmental grants and entitlements. All receivables are considered collectible in full due to the ability to foreclose for the nonpayment of taxes, the stable condition of State programs and the current year guarantee of Federal funds.

**POLARIS CAREER CENTER  
CUYAHOGA COUNTY, OHIO**

NOTES TO THE BASIC FINANCIAL STATEMENTS  
FOR THE FISCAL YEAR ENDED JUNE 30, 2021  
(SEE ACCOUNTANT'S COMPILATION REPORT)

**NOTE 5 - RECEIVABLES - (Continued)**

A summary of the principal items of receivables reported on the statement of net position follows:

	Governmental activities	Business-type activities
Property taxes	\$ 14,084,539	\$ -
Payments in lieu of taxes	227,600	-
Accounts	-	76,534
Accrued interest	14,593	-
Intergovernmental	200,654	-
Total	\$ 14,527,386	\$ 76,534

Receivables have been disaggregated on the face of the basic financial statements. All receivables are expected to be collected within the subsequent year. At June 30, 2021 the Center's intergovernmental receivable consisted of \$101,656 in the ASPIRE instructional grants, \$65,752 in the Carl Perkins grant, \$431 in Coronavirus Relief grants, and \$32,815 in State of Ohio foundation adjustments.

**NOTE 6 - PROPERTY TAXES**

Property taxes are levied and assessed on a calendar year basis while the Center fiscal year runs from July through June. First half tax collections are received by the Center in the second half of the fiscal year. Second half tax distributions occur in the first half of the following fiscal year.

Property taxes include amounts levied against all real property and public utility property. Real property tax revenues received in calendar year 2021 represent the collection of calendar year 2020 taxes. Real property taxes received in calendar year 2021 were levied after April 1, 2020, on the assessed values as of January 1, 2020, the lien date. Assessed values for real property taxes are established by State statute at 35 percent of appraised fair value. Real property taxes are payable annually or semiannually. If paid annually, payment is due December 31; if paid semiannually, the first payment is due December 31, with the remainder payable by June 20. Under certain circumstances, State statute permits alternate payment dates to be established. Public utility property tax revenues received in calendar year 2021 represent the collection of calendar year 2020 taxes. Public utility real and personal property taxes received in calendar year 2021 became a lien on December 31, 2019, were levied after April 1, 2020, and are collected with real property taxes. Public utility real property is assessed at 35 percent of true value; public utility tangible personal property is currently assessed at varying percentages of true value.

The Center receives property taxes from Cuyahoga and Lorain Counties. The County Fiscal Officer and County Auditor periodically advances to the Center its portion of the taxes collected. Second-half real property tax payments collected by the County by June 30, 2021, are available to finance fiscal year 2021 operations. The amount available as an advance at June 30, 2021 was \$728,279 in the general fund and \$218,989 in the permanent improvement fund. This amount is recorded as revenue. The amount available for advance at June 30, 2020 was \$498,756 in the general fund and \$150,210 in the permanent improvement fund. The amount of second-half real property taxes available for advance at fiscal year-end can vary based on the date the tax bills are sent.

Accrued property taxes receivable includes real property, public utility property and delinquent tangible personal property taxes which are measurable as of June 30, 2021 and for which there is an enforceable legal claim. Although total property tax collections for the next fiscal year are measurable, only the amount of real property taxes available as an advance at June 30 was levied to finance current fiscal year operations and is reported as revenue at fiscal year-end. The portion of the receivable not levied to finance current fiscal year operations is offset by a credit to deferred inflows of resources.

On the accrual basis of accounting, collectible delinquent property taxes have been recorded as a receivable and revenue, while on a modified accrual basis of accounting the revenue has been reported as a deferred inflow.

**POLARIS CAREER CENTER  
CUYAHOGA COUNTY, OHIO**

NOTES TO THE BASIC FINANCIAL STATEMENTS  
FOR THE FISCAL YEAR ENDED JUNE 30, 2021  
(SEE ACCOUNTANT'S COMPILATION REPORT)

**NOTE 6 - PROPERTY TAXES - (Continued)**

The assessed values upon which the fiscal year 2021 taxes were collected are:

	2020 Second Half Collections		2021 First Half Collections	
	<u>Amount</u>	<u>Percent</u>	<u>Amount</u>	<u>Percent</u>
Real Property:				
Residential/Agricultural	\$ 3,710,239,350	70.57	\$ 3,701,875,690	69.31
Commercial/Industrial	1,362,552,810	25.92	1,379,826,850	25.83
Tangible Personal Property:				
Public utility	<u>184,581,780</u>	<u>3.51</u>	<u>259,384,390</u>	<u>4.86</u>
Total	<u>\$ 5,257,373,940</u>	<u>100.00</u>	<u>\$ 5,341,086,930</u>	<u>100.00</u>
Tax rate per \$1,000 of assessed valuation				
General fund	\$ 2.40		\$ 2.40	
Permanent improvement	0.69		0.69	

**NOTE 7 - CAPITAL ASSETS**

Capital asset activity for the governmental activities for the year ended June 30, 2021, was as follows:

	<u>Balance 07/01/20</u>	<u>Additions</u>	<u>Deductions</u>	<u>Balance 06/30/21</u>
<b>Governmental activities:</b>				
<i>Capital assets, not being depreciated:</i>				
Land	\$ 261,490	\$ -	\$ -	\$ 261,490
CIP	<u>1,071,709</u>	<u>835,369</u>	<u>(1,907,078)</u>	<u>-</u>
Total capital assets, not being depreciated	<u>1,333,199</u>	<u>835,369</u>	<u>(1,907,078)</u>	<u>261,490</u>
<i>Capital assets, being depreciated:</i>				
Buildings and improvements	57,245,167	840,022	-	58,085,189
Furniture and equipment	3,949,718	195,992	-	4,145,710
Vehicles	<u>301,330</u>	<u>23,123</u>	<u>-</u>	<u>324,453</u>
Total capital assets, being depreciated	<u>61,496,215</u>	<u>1,059,137</u>	<u>-</u>	<u>62,555,352</u>
<i>Less: accumulated depreciation:</i>				
Buildings and improvements	(14,624,217)	(1,536,802)	-	(16,161,019)
Furniture and equipment	(543,891)	(218,536)	-	(762,427)
Vehicles	<u>(61,194)</u>	<u>(30,133)</u>	<u>-</u>	<u>(91,327)</u>
Total accumulated depreciation	<u>(15,229,302)</u>	<u>(1,785,471)</u>	<u>-</u>	<u>(17,014,773)</u>
Governmental activities capital assets, net	<u>\$ 47,600,112</u>	<u>\$ 109,035</u>	<u>\$ (1,907,078)</u>	<u>\$ 45,802,069</u>

Construction in progress: During fiscal year 2021, the Center expensed \$1,054,184 in non-capital completed projects in fiscal year 2021.

**POLARIS CAREER CENTER  
CUYAHOGA COUNTY, OHIO**

NOTES TO THE BASIC FINANCIAL STATEMENTS  
FOR THE FISCAL YEAR ENDED JUNE 30, 2021  
(SEE ACCOUNTANT'S COMPILATION REPORT)

**NOTE 7 - CAPITAL ASSETS - (Continued)**

Depreciation expense was charged to governmental functions as follows:

<u>Instruction:</u>	
Vocational	\$ 1,636,176
<u>Support services:</u>	
Instructional staff	4,340
Operations and maintenance	106,683
Pupil transportation	26,389
Central	<u>11,883</u>
Total depreciation expense	<u>\$ 1,785,471</u>

Capital asset activity for the business-type activities for the year ended June 30, 2021, was as follows:

	<u>Balance</u> <u>07/01/20</u>	<u>Additions</u>	<u>Deductions</u>	<u>Balance</u> <u>06/30/21</u>
<b>Business-type activities:</b>				
<i>Capital assets, being depreciated:</i>				
Buildings and improvements	\$ 1,200,000	\$ -	\$ -	\$ 1,200,000
Total capital assets, being depreciated	<u>1,200,000</u>	<u>-</u>	<u>-</u>	<u>1,200,000</u>
<i>Less: accumulated depreciation:</i>				
Buildings and improvements	<u>(80,000)</u>	<u>(40,000)</u>	<u>-</u>	<u>(120,000)</u>
Total accumulated depreciation	<u>(80,000)</u>	<u>(40,000)</u>	<u>-</u>	<u>(120,000)</u>
Business-Type activities capital assets, net	<u>\$ 1,120,000</u>	<u>\$ (40,000)</u>	<u>\$ -</u>	<u>\$ 1,080,000</u>

Depreciation expense was charged to the enterprise funds as follows:

Adult and Community Education	<u>\$ 40,000</u>
-------------------------------	------------------

THIS SPACE INTENTIONALLY LEFT BLANK

**POLARIS CAREER CENTER  
CUYAHOGA COUNTY, OHIO**

NOTES TO THE BASIC FINANCIAL STATEMENTS  
FOR THE FISCAL YEAR ENDED JUNE 30, 2021  
(SEE ACCOUNTANT'S COMPILATION REPORT)

**NOTE 8 - LONG-TERM OBLIGATIONS**

The changes in the Center's long-term obligations during the year consist of the following.

	<u>Balance</u> <u>07/01/20</u>	<u>Increase</u>	<u>Decrease</u>	<u>Balance</u> <u>06/30/21</u>	<u>Due in</u> <u>One Year</u>
<b><u>Governmental activities:</u></b>					
Certificates of participation	\$ 47,100,000	\$ -	\$ -	\$ 47,100,000	\$ 980,000
Unamortized premium	2,777,540	-	(105,476)	2,672,064	-
Net pension liability:					
STRS	11,843,578	1,132,476	-	12,976,054	-
SERS	<u>4,669,742</u>	<u>523,631</u>	<u>-</u>	<u>5,193,373</u>	<u>-</u>
Total net pension liability	<u>16,513,320</u>	<u>1,656,107</u>	<u>-</u>	<u>18,169,427</u>	<u>-</u>
Net OPEB liability:					
SERS	<u>1,825,341</u>	<u>-</u>	<u>(237,593)</u>	<u>1,587,748</u>	<u>-</u>
Total net OPEB liability	<u>1,825,341</u>	<u>-</u>	<u>(237,593)</u>	<u>1,587,748</u>	<u>-</u>
Compensated absences	<u>1,467,416</u>	<u>346,889</u>	<u>(477,296)</u>	<u>1,337,009</u>	<u>422,875</u>
Total governmental activities	<u>\$ 69,683,617</u>	<u>\$ 2,002,996</u>	<u>\$ (820,365)</u>	<u>\$ 70,866,248</u>	<u>\$ 1,402,875</u>
<b><u>Business-type activities:</u></b>					
Compensated absences	\$ 162,916	\$ 30,701	\$ (78,316)	\$ 115,301	\$ 51,244
Net pension liability:					
STRS	1,484,790	-	(69,449)	1,415,341	-
SERS	<u>1,092,870</u>	<u>-</u>	<u>(38,466)</u>	<u>1,054,404</u>	<u>-</u>
Total net pension liability	<u>2,577,660</u>	<u>-</u>	<u>(107,915)</u>	<u>2,469,745</u>	<u>-</u>
Net OPEB liability:					
SERS	<u>427,189</u>	<u>-</u>	<u>(104,830)</u>	<u>322,359</u>	<u>-</u>
Total net OPEB liability	<u>427,189</u>	<u>-</u>	<u>(104,830)</u>	<u>322,359</u>	<u>-</u>
Total business-type activities	<u>\$ 3,167,765</u>	<u>\$ 30,701</u>	<u>\$ (291,061)</u>	<u>\$ 2,907,405</u>	<u>\$ 51,244</u>

Compensated absences in the governmental activities will be paid from the general fund and compensated absences in the business-type activities will be paid from the adult and community education fund.

See Note 15 for further information on the Center's net pension liability. The Center pays obligations related to employee compensation from the fund benefitting from their service.

See Note 16 for further information on the Center's net OPEB liability. The Center pays obligations related to employee compensation from the fund benefitting from their service.

**POLARIS CAREER CENTER  
CUYAHOGA COUNTY, OHIO**

NOTES TO THE BASIC FINANCIAL STATEMENTS  
FOR THE FISCAL YEAR ENDED JUNE 30, 2021  
(SEE ACCOUNTANT'S COMPILATION REPORT)

**NOTE 8 - LONG-TERM OBLIGATIONS - (Continued)**

*Certificates of Participation:* On March 14, 2017, the Center issued \$47,100,000 in certificates of participation ("COPs") to finance the acquisition, construction and overall improvement and renovation of the Center's facility. As part of the official agreement, the Center's land and buildings are being ground leased to the Agricultural Incubator Foundation (the "Foundation"), who will then sublease the land and buildings back to the Center for a series of rental payments. These rental payments will pay for the debt service requirements on the COPs. The COPs were sold at a premium of \$3,120,337. The COPs premium was deposited into the permanent improvement fund and will be used for future debt service payments. The COPs bear interest rates ranging from 2.50% to 5.00%. Principal on the COPs is due each November 1, beginning November 1, 2021, through and including November 1, 2046. The Foundation has assigned all of its rights in the transaction to The Huntington National Bank (the "Trustee"), which is serving as the trustee for the COPs. The Center did not make any principal payments and made \$2,132,938 in interest payments in fiscal year 2021. These amounts will be reported as debt service expenditures in the permanent improvement fund.

The obligation of the Center under the lease and any subsequent lease renewal is subject to the annual appropriation of the rental payments. Legal title to the facilities remains with the Trustee until all payments required under the lease have been made. In the event that sufficient monies are not appropriated or certified, the lease will terminate at the end of the current lease term and the Center will have no further obligation to make rental payments. The Trustee, as assignee under the lease assignment, will have certain remedies under the ground lease and the lease, including the right to take possession of the project for the remainder of the term of the ground lease (through November 1, 2046).

The COPs are not a general obligation of the Center and are payable only from appropriations by the Center for annual lease payments. The following is a summary of the future debt service requirements to maturity for the COPs:

<u>Fiscal Year</u>	<u>Principal</u>	<u>Interest</u>	<u>Total</u>
2022	\$ 980,000	\$ 2,120,688	\$ 3,100,688
2023	1,000,000	2,088,438	3,088,438
2024	1,045,000	2,042,313	3,087,313
2025	1,100,000	1,988,688	3,088,688
2026	1,150,000	1,932,438	3,082,438
2027 - 2031	6,625,000	8,722,813	15,347,813
2032 - 2036	8,375,000	6,936,809	15,311,809
2037 - 2041	10,570,000	4,703,781	15,273,781
2042 - 2046	13,270,000	1,979,550	15,249,550
2047	2,985,000	59,700	3,044,700
Total	<u>\$ 47,100,000</u>	<u>\$ 32,575,218</u>	<u>\$ 79,675,218</u>

*Legal Debt Margin:* The Center's overall legal debt margin was \$480,697,824 with an unvoted debt margin of \$5,341,087 at June 30, 2021.

**NOTE 9 - BUDGETARY BASIS OF ACCOUNTING**

While reporting financial position, results of operations, and changes in fund balance on the basis of GAAP, the budgetary basis as provided by law is based upon accounting for certain transactions on a basis of cash receipts and disbursements.

The statement of revenue, expenditures and changes in fund balance - budget and actual (non-GAAP budgetary basis) presented for the general fund is presented on the budgetary basis to provide a meaningful comparison of actual results with the budget. The major differences between the budget basis and the GAAP basis are that:

- (a) Revenues and other financing sources are recorded when received in cash (budget basis) as opposed to when susceptible to accrual (GAAP basis);

**POLARIS CAREER CENTER  
CUYAHOGA COUNTY, OHIO**

NOTES TO THE BASIC FINANCIAL STATEMENTS  
FOR THE FISCAL YEAR ENDED JUNE 30, 2021  
(SEE ACCOUNTANT'S COMPILATION REPORT)

**NOTE 9 - BUDGETARY BASIS OF ACCOUNTING - (Continued)**

- (b) Expenditures and other financing uses are recorded when paid in cash (budget basis) as opposed to when the liability is incurred (GAAP basis); and,
- (c) In order to determine compliance with Ohio law, and to reserve that portion of the applicable appropriation, total outstanding encumbrances (budget basis) are recorded as the equivalent of an expenditure, as opposed to assigned or committed fund balance for that portion of outstanding encumbrances not already recognized as an account payable (GAAP basis).

The adjustments necessary to convert the results of operations for the year on the budget basis to the GAAP basis for the general fund is as follows:

**Net Change in Fund Balance**

	<u>General fund</u>
Budget basis	\$ 165,765
Net adjustment for revenue accruals	94,057
Net adjustment for expenditure accruals	246,862
Net adjustment for other sources/uses	27
Funds budgeted elsewhere	1,205
Adjustment for encumbrances	565,258
GAAP basis	\$ 1,073,174

**NOTE 10 - SET-ASIDES**

The Center is required by State law to annually set-aside certain general fund revenue amounts, as defined by statutory formula, for the acquisition and construction of capital improvements. Amounts not spent by the end of the fiscal year or offset by similarly restricted resources received during the year must be held in cash at fiscal year-end. This amount must be carried forward to be used for the same purpose in future years. Expenditures exceeding the set-aside requirement may not be carried forward to the next fiscal year.

The following cash-basis information describes the change in the fiscal year-end set-aside amount for capital improvements. Disclosure of this information is required by State statute.

	<u>Capital Improvements</u>
Set-aside balance June 30, 2020	\$ -
Current year set-aside requirement	109,151
Current year qualifying expenditures	(85,443)
Current year offsets	(23,708)
Total	\$ -
Balance carried forward to fiscal year 2022	\$ -
Set-aside balance June 30, 2021	\$ -

**POLARIS CAREER CENTER  
CUYAHOGA COUNTY, OHIO**

NOTES TO THE BASIC FINANCIAL STATEMENTS  
FOR THE FISCAL YEAR ENDED JUNE 30, 2021  
(SEE ACCOUNTANT’S COMPILATION REPORT)

**NOTE 10 - SET-ASIDES - (Continued)**

On March 14, 2017, the Center issued \$47.1 million in Certificates of Participation (COPs) for the acquisition, construction, and overall improvement and renovation of the Center’s facility. The proceeds from the issuance may be used to reduce the capital improvements set-aside amount to zero for future years. The Center is responsible for tracking the amount of COPs proceeds that may be used as an offset in future periods, which was \$47,100,000 million at June 30, 2021.

**NOTE 11 - EMPLOYEE BENEFITS**

**A. Vacation Leave**

The Superintendent and twelve-month employees earn ten to twenty days of vacation per year, depending upon length of service. Administrators earn twenty days of vacation per year and qualify for twenty-five if they start their sixth year at the Center. Center support personnel accumulate vacation based on the following factors:

Length of Service	Vacation Leave
After 1 Year	10 Days Per Year
9 or more Years	15 Days Per Year
15 or more Years	20 Days Per Year

Accumulated, unused vacation time is paid to employees upon termination of employment. Teachers do not earn vacation time.

**B. Sick Leave**

Each employee earns sick leave at the rate of one and one-fourth days per month. Sick leave may be accumulated up with no maximum on the accrual.

**C. Retirement Severance Pay**

Certified Employees

1. *Five or More Years of Service – Retirement:* A teacher who has five or more years of service with the Center may elect at the time of retirement from active service to be paid for thirty percent of the value of the teacher’s accrued but unused sick leave credit to a maximum of ninety-eight days.

The word “retirement” shall be limited exclusively to mean full permanent retirement with regard to age and years of service under the State Teachers Retirement System law. The rate paid will be the per diem rate of the teacher’s basic contract in effect at the time of retirement. Supplemental contracts, extended service or other compensation will not be included in the calculation. Payment for sick leave on this basis shall be considered to eliminate all sick leave credit accrued by the teacher. Such payment shall be made only once to any teacher.

2. *Ten or More Years of Service – Separation:* A teacher who has ten or more years of service with the Center, who resigns or who is severed from employment for any reason, may elect to receive a lump sum cash payment for thirty percent of the value of the teacher’s accrued but unused sick leave credit to a maximum of forty days. Such payment shall be calculated by multiplying the employee’s daily rate of pay at the time of such severance of employment by the total number of days to which they are entitled. The rate paid will be the highest per diem rate.



**POLARIS CAREER CENTER  
CUYAHOGA COUNTY, OHIO**

NOTES TO THE BASIC FINANCIAL STATEMENTS  
FOR THE FISCAL YEAR ENDED JUNE 30, 2021  
(SEE ACCOUNTANT’S COMPILATION REPORT)

**NOTE 11 - EMPLOYEE BENEFITS - (Continued)**

Classified Employees

Any employee who has five or more years of service with the Board of Education may elect at the time of retirement from active service to be paid for thirty percent of the value of the employee’s accrued but unused sick leave credit to a maximum of ninety-eight days. Severance pay is a per diem based upon the employee’s hourly rate over the last three years of employment, times the hours worked per day. The word “retirement” as used shall be limited exclusively to mean full permanent service retirement with regard to age and years of service under the School Employees Retirement System. Payment for sick leave on this basis shall be considered to eliminate all sick leave credit accrued by the employee.

**NOTE 12 - RISK MANAGEMENT**

**A. Property and Liability**

The Center is exposed to various risks of loss related to torts; theft of, damage to, and destruction of assets; errors and omissions; injuries to employees and natural disasters. During fiscal year 2021, the Center contracted with Travelers Insurance Company for the following insurance:

Type	Coverage
General Liability:	
Bodily Injury (Aggregate Limit)	\$ 3,000,000
General Annual Aggregate	3,000,000
Sexual Misconduct and Molestation Liability	1,000,000
Medical Expense Limit	5,000
Property	
Blanket Building and Contents	68,519,020
Automobile Liability:	
Hired and Non-owned Liability	1,000,000
Medical Payments	5,000
Uninsured/Underinsured Motorist	1,000,000

Settled claims have not exceeded this commercial coverage in any of the past three years and there has not been a significant reduction in coverage from the prior year.

**B. Bonding**

The Board President, Superintendent, and Treasurer are covered with surety bonds for \$10,000 each. All other employees of the Center are covered by a blanket insurance policy.

**C. Workers’ Compensation**

The Center has established a workers’ compensation self-insurance fund to account for workers’ compensation activities. The Center pays into the self-insured fund, which is accounted for as an internal service fund, a percentage of the covered employee’s salary. Premium payments are then remitted from the self-insurance fund to the Ohio Bureau of Workers’ Compensation when due.

**POLARIS CAREER CENTER  
CUYAHOGA COUNTY, OHIO**

NOTES TO THE BASIC FINANCIAL STATEMENTS  
FOR THE FISCAL YEAR ENDED JUNE 30, 2021  
(SEE ACCOUNTANT'S COMPILATION REPORT)

**NOTE 12 - RISK MANAGEMENT - (Continued)**

For fiscal year 2021, the Center participated in the Ohio School Boards Association Workers' Compensation Group Rating Program (GRP), an insurance purchasing pool (Note 2.A). The intent of the GRP is to achieve the benefit of a reduced premium for the Center by virtue of its grouping and representation with other participants in the GRP. The workers' compensation experience of the participants is calculated as one experience and a common premium rate is applied to all participants in the GRP. Each participant pays its workers' compensation premium to the Ohio Bureau of Workers' Compensation based on the rate for the GRP rather than its individual rate. Participation in the GRP is limited to participants that can meet the GRP's selection criteria. The firm of Gates McDonald & Company provides administrative, cost control, and actuarial services to the GRP.

**D. Employee Health Benefits**

The Center participates in the Suburban Health Consortium, a shared risk pool to provide employee medical/surgical benefits, vision, prescription drug, and dental. Rates are set through an annual calculation process. The Center pays a monthly contribution which is placed in a common fund from which the claim payments are made for all participating districts. The Center's Board of Education pays between 90 and 95% of the monthly premium for all full-time employees per the negotiated agreements.

Claims are paid for all participants regardless of claims flow. Upon termination, all participants' claims would be paid without regard to the participants account balance, or the Directors have the right to hold monies for an existing participant until the settlement of all expenses and claims.

Life insurance benefits of \$50,000 including accidental death and dismemberment are provided to full-time employees on a fully-funded basis.

**NOTE 13 - CONTINGENCIES**

**A. Grants**

The Center received financial assistance from federal and State agencies in the form of grants. The expenditure of funds received under these programs generally requires compliance with terms and conditions specified in the grant agreements and are subject to audit by the grantor agencies. Any disallowed claims resulting from such audits could become a liability of the general fund or other applicable funds. However, the effect of any such disallowed claims on the overall financial position of the Center at June 30, 2021 if applicable, cannot be determined at this time.

**B. Litigation**

The Center is not party to legal proceedings that, in the opinion of management, would have a material impact on the financial statements.

**C. Foundation Funding**

Foundation funding is based on the annualized full-time equivalent (FTE) enrollment of each student. Traditional Centers must comply with minimum hours of instruction, instead of a minimum number of school days each year. The funding formula the Ohio Department of Education (ODE) is legislatively required to follow will continue to adjust as enrollment information is updated by the Center, which can extend past the fiscal year-end. ODE has finalized the fiscal year 2021 ADM review and adjustments. Adjustments for the Center are not material to the financial statements.

**POLARIS CAREER CENTER  
CUYAHOGA COUNTY, OHIO**

NOTES TO THE BASIC FINANCIAL STATEMENTS  
FOR THE FISCAL YEAR ENDED JUNE 30, 2021  
(SEE ACCOUNTANT'S COMPILATION REPORT)

**NOTE 14 - INTERFUND TRANSACTIONS**

Interfund loans receivable/payable consisted of the following at June 30, 2021, as reported on the fund statements:

<u>Receivable fund</u>	<u>Payable fund</u>	<u>Amount</u>
General fund	Nonmajor governmental funds	<u>\$ 49,015</u>

The primary purpose of the interfund balances is to cover costs in specific funds where revenues were not received by June 30. These interfund balances will be repaid once the anticipated revenues are received. Interfund balances between governmental funds are eliminated on the government-wide financial statements.

**NOTE 15 - DEFINED BENEFIT PENSION PLANS**

The Statewide retirement systems provide both pension benefits and other postemployment benefits (OPEB).

*Net Pension Liability/Net OPEB Liability/Asset*

Pensions and OPEB are a component of exchange transactions—between an employer and its employees—of salaries and benefits for employee services. Pensions/OPEB are provided to an employee—on a deferred-payment basis—as part of the total compensation package offered by an employer for employee services each financial period.

The net pension/OPEB liability (asset) represent the Center's proportionate share of each pension/OPEB plan's collective actuarial present value of projected benefit payments attributable to past periods of service, net of each pension/OPEB plan's fiduciary net position. The net pension/OPEB liability (asset) calculation is dependent on critical long-term variables, including estimated average life expectancies, earnings on investments, cost of living adjustments and others. While these estimates use the best information available, unknowable future events require adjusting these estimates annually.

Ohio Revised Code limits the Center's obligation for this liability to annually required payments. The Center cannot control benefit terms or the manner in which pensions/OPEB are financed; however, the Center does receive the benefit of employees' services in exchange for compensation including pension and OPEB.

GASB 68/75 assumes the liability is solely the obligation of the employer, because (1) they benefit from employee services; and (2) State statute requires funding to come from these employers. All pension contributions to date have come solely from these employers (which also includes pension costs paid in the form of withholdings from employees). The retirement systems may allocate a portion of the employer contributions to provide for these OPEB benefits. In addition, health care plan enrollees pay a portion of the health care costs in the form of a monthly premium. State statute requires the retirement systems to amortize unfunded pension liabilities within 30 years. If the pension amortization period exceeds 30 years, each retirement system's board must propose corrective action to the State legislature. Any resulting legislative change to benefits or funding could significantly affect the net pension/OPEB liability (asset). Resulting adjustments to the net pension/OPEB liability (asset) would be effective when the changes are legally enforceable. The Ohio Revised Code permits, but does not require, the retirement systems to provide healthcare to eligible benefit recipients.

The proportionate share of each plan's unfunded benefits is presented as a long-term *net pension/OPEB liability (asset)* on the accrual basis of accounting. Any liability for the contractually-required pension contribution outstanding at the end of the year is included in due to other governments on both the accrual and modified accrual bases of accounting.

The remainder of this note includes the required pension disclosures. See Note 16 for the required OPEB disclosures.

**POLARIS CAREER CENTER  
CUYAHOGA COUNTY, OHIO**

NOTES TO THE BASIC FINANCIAL STATEMENTS  
FOR THE FISCAL YEAR ENDED JUNE 30, 2021  
(SEE ACCOUNTANT’S COMPILATION REPORT)

**NOTE 15 - DEFINED BENEFIT PENSION PLANS - (Continued)**

***Plan Description - School Employees Retirement System (SERS)***

Plan Description - The Center non-teaching employees participate in SERS, a cost-sharing multiple-employer defined benefit pension plan administered by SERS. SERS provides retirement, disability and survivor benefits, annual cost-of-living adjustments, and death benefits to plan members and beneficiaries. Authority to establish and amend benefits is provided by Ohio Revised Code Chapter 3309. SERS issues a publicly available, stand-alone financial report that includes financial statements, required supplementary information and detailed information about SERS’ fiduciary net position. That report can be obtained by visiting the SERS website at [www.ohsers.org](http://www.ohsers.org) under Employers/Audit Resources.

Age and service requirements for retirement are as follows:

	Eligible to Retire on or before August 1, 2017 *	Eligible to Retire after August 1, 2017
Full benefits	Age 65 with 5 years of services credit; or Any age with 30 years of service credit	Age 67 with 10 years of service credit; or Age 57 with 30 years of service credit
Actuarially reduced benefits	Age 60 with 5 years of service credit; or Age 55 with 25 years of service credit	Age 62 with 10 years of service credit; or Age 60 with 25 years of service credit

\* Members with 25 years of service credit as of August 1, 2017 will be included in this plan.

Annual retirement benefits are calculated based on final average salary multiplied by a percentage that varies based on years of service; 2.2% for the first thirty years of service and 2.5% for years of service credit over 30. Final average salary is the average of the highest three years of salary.

Effective January 1, 2018, SERS cost-of-living adjustment (COLA) changed from a fixed 3% annual increase to one based on the Consumer Price Index (CPI-W) with a cap of 2.5% and a floor of 0%. SERS also has the authority to award or suspend the COLA, or to adjust the COLA above or below CPI-W. SERS suspended the COLA increases for 2018, 2019 and 2020 for current retirees, and confirmed their intent to implement a four-year waiting period for the start of a COLA for future retirees. For 2021, the COLA was 0.5%.

Funding Policy - Plan members are required to contribute 10% of their annual covered salary and the Center is required to contribute 14% of annual covered payroll. The contribution requirements of plan members and employers are established and may be amended by the SERS’ Retirement Board up to statutory maximum amounts of 10% for plan members and 14% for employers. The Retirement Board, acting with the advice of the actuary, allocates the employer contribution rate among four of the System’s funds (Pension Trust Fund, Death Benefit Fund, Medicare B Fund, and Health Care Fund). For the fiscal year ended June 30, 2021, the allocation to pension, death benefits, and Medicare B was 14.0%.

The Center’s contractually required contribution to SERS was \$435,042 for fiscal year 2021. Of this amount, \$13,411 is reported as due to other governments.

***Plan Description - State Teachers Retirement System (STRS)***

Plan Description - Licensed teachers participate in STRS, a cost-sharing multiple-employer public employee retirement system administered by STRS. STRS provides retirement and disability benefits to members and death and survivor benefits to beneficiaries. STRS issues a stand-alone financial report that includes financial statements, required supplementary information and detailed information about STRS’ fiduciary net position. That report can be obtained by writing to STRS, 275 E. Broad St., Columbus, OH 43215-3771, by calling (888) 227-7877, or by visiting the STRS website at [www.strsoh.org](http://www.strsoh.org).

**POLARIS CAREER CENTER  
CUYAHOGA COUNTY, OHIO**

NOTES TO THE BASIC FINANCIAL STATEMENTS  
FOR THE FISCAL YEAR ENDED JUNE 30, 2021  
(SEE ACCOUNTANT'S COMPILATION REPORT)

**NOTE 15 - DEFINED BENEFIT PENSION PLANS - (Continued)**

New members have a choice of three retirement plans: a Defined Benefit (DB) Plan, a Defined Contribution (DC) Plan and a Combined (CO) Plan. Benefits are established by Ohio Revised Code Chapter 3307. The DB Plan offers an annual retirement allowance based on final average salary multiplied by a percentage that varies based on years of service. Effective August 1, 2015, the calculation will be 2.2% of final average salary for the five highest years of earnings multiplied by all years of service. Effective July 1, 2017, the cost-of-living adjustment was reduced to zero. Members are eligible to retire at age 60 with five years of qualifying service credit, or age 55 with 28 years of service, or 33 years of service regardless of age. Eligibility changes will be phased in until August 1, 2026, when retirement eligibility for unreduced benefits will be five years of service credit and age 65, or 35 years of service credit and at least age 60.

The DC Plan allows members to place all of their member contributions and 9.53% of the 14% employer contributions into an investment account. Investment allocation decisions are determined by the member. The remaining 4.47% of the 14% employer rate is allocated to the defined benefit unfunded liability. A member is eligible to receive a retirement benefit at age 50 and termination of employment. The member may elect to receive a lifetime monthly annuity or a lump sum withdrawal.

The Combined Plan offers features of both the DB Plan and the DC Plan. In the Combined Plan, 12% of the 14% member rate goes to the DC Plan and the remaining 2% is applied to the DB Plan. Member contributions to the DC Plan are allocated among investment choices by the member, and contributions to the DB Plan from the employer and the member are used to fund the defined benefit payment at a reduced level from the regular DB Plan. The defined benefit portion of the Combined Plan payment is payable to a member on or after age 60 with five years of service. The defined contribution portion of the account may be taken as a lump sum payment or converted to a lifetime monthly annuity after termination of employment at age 50 and after termination of employment.

New members who choose the DC Plan or Combined Plan will have another opportunity to reselect a permanent plan during their fifth year of membership. Members may remain in the same plan or transfer to another STRS plan. The optional annuitization of a member's defined contribution account or the defined contribution portion of a member's Combined Plan account to a lifetime benefit results in STRS bearing the risk of investment gain or loss on the account. STRS has therefore included all three plan options as one defined benefit plan for GASB 68 reporting purposes.

A DB or Combined Plan member with five or more years of credited service who is determined to be disabled may qualify for a disability benefit. Eligible survivors of members who die before service retirement may qualify for monthly benefits. New members on or after July 1, 2013, must have at least ten years of qualifying service credit to apply for disability benefits. Members in the DC Plan who become disabled are entitled only to their account balance. If a member of the DC Plan dies before retirement benefits begin, the member's designated beneficiary is entitled to receive the member's account balance.

Funding Policy - Employer and member contribution rates are established by the State Teachers Retirement Board and limited by Chapter 3307 of the Ohio Revised Code. For fiscal year 2021, plan members were required to contribute 14% of their annual covered salary. The Center was required to contribute 14%; the entire 14% was the portion used to fund pension obligations. The fiscal year 2021 contribution rates were equal to the statutory maximum rates.

The Center's contractually required contribution to STRS was \$1,002,441 for fiscal year 2021. Of this amount, \$118,012 is reported as due to other governments.

**POLARIS CAREER CENTER  
CUYAHOGA COUNTY, OHIO**

NOTES TO THE BASIC FINANCIAL STATEMENTS  
FOR THE FISCAL YEAR ENDED JUNE 30, 2021  
(SEE ACCOUNTANT'S COMPILATION REPORT)

**NOTE 15 - DEFINED BENEFIT PENSION PLANS - (Continued)**

***Pension Liabilities, Pension Expense, and Deferred Outflows of Resources and Deferred Inflows of Resources Related to Pensions***

The net pension liability was measured as of June 30, 2020, and the total pension liability used to calculate the net pension liability was determined by an actuarial valuation as of that date. The Center's proportion of the net pension liability was based on the Center's share of contributions to the pension plan relative to the projected contributions of all participating entities.

Following is information related to the proportionate share and pension expense:

	<u>SERS</u>	<u>STRS</u>	<u>Total</u>
Proportion of the net pension liability prior measurement date	0.09631360%	0.06027009%	
Proportion of the net pension liability current measurement date	<u>0.09445990%</u>	<u>0.05947732%</u>	
Change in proportionate share	<u>-0.00185370%</u>	<u>-0.00079277%</u>	
Proportionate share of the net pension liability	\$ 6,247,777	\$ 14,391,395	\$ 20,639,172
Pension expense	\$ 616,010	\$ 1,409,176	\$ 2,025,186

Of the Center's total pension expense of \$2,025,186, \$2,067,899 is reported in the governmental activities and (\$42,713) is reported in the business-type activities.

At June 30, 2021, the Center reported deferred outflows of resources and deferred inflows of resources related to pensions from the following sources:

	<u>SERS</u>	<u>STRS</u>	<u>Total</u>
<b>Deferred outflows of resources</b>			
Differences between expected and actual experience	\$ 12,135	\$ 32,290	\$ 44,425
Net difference between projected and actual earnings on pension plan investments	396,608	699,855	1,096,463
Changes of assumptions	-	772,540	772,540
Difference between employer contributions and proportionate share of contributions/ change in proportionate share	16,584	185,978	202,562
Contributions subsequent to the measurement date	<u>435,042</u>	<u>1,002,441</u>	<u>1,437,483</u>
Total deferred outflows of resources	<u>\$ 860,369</u>	<u>\$ 2,693,104</u>	<u>\$ 3,553,473</u>

**POLARIS CAREER CENTER  
CUYAHOGA COUNTY, OHIO**

NOTES TO THE BASIC FINANCIAL STATEMENTS  
FOR THE FISCAL YEAR ENDED JUNE 30, 2021  
(SEE ACCOUNTANT'S COMPILATION REPORT)

**NOTE 15 - DEFINED BENEFIT PENSION PLANS - (Continued)**

	SERS	STRS	Total
<b>Deferred inflows of resources</b>			
Differences between expected and actual experience	\$ -	\$ 92,024	\$ 92,024
Difference between employer contributions and proportionate share of contributions/ change in proportionate share	162,141	665,699	827,840
Total deferred inflows of resources	\$ 162,141	\$ 757,723	\$ 919,864

\$1,437,483 reported as deferred outflows of resources related to pension resulting from Center contributions subsequent to the measurement date will be recognized as a reduction of the net pension liability in the fiscal year ending June 30, 2022. Of the total contributions made subsequent to the measurement date, \$1,265,477 relates to governmental activities and \$172,006 relates to business-type activities.

Other amounts reported as deferred outflows of resources and deferred inflows of resources related to pension will be recognized in pension expense as follows:

	SERS	STRS	Total
Fiscal Year Ending June 30:			
2022	\$ (120,814)	\$ 341,350	\$ 220,536
2023	94,516	86,624	181,140
2024	165,312	228,037	393,349
2025	124,172	276,929	401,101
Total	\$ 263,186	\$ 932,940	\$ 1,196,126

**Actuarial Assumptions - SERS**

SERS' total pension liability was determined by their actuaries in accordance with GASB Statement No. 67, as part of their annual actuarial valuation for each defined benefit retirement plan. Actuarial valuations of an ongoing plan involve estimates of the value of reported amounts (e.g., salaries, credited service) and assumptions about the probability of occurrence of events far into the future (e.g., mortality, disabilities, retirements, employment termination). Actuarially determined amounts are subject to continual review and potential modifications, as actual results are compared with past expectations and new estimates are made about the future.

Projections of benefits for financial reporting purposes are based on the substantive plan (the plan as understood by the employers and plan members) and include the types of benefits provided at the time of each valuation and the historical pattern of sharing benefit costs between the employers and plan members to that point. The projection of benefits for financial reporting purposes does not explicitly incorporate the potential effects of legal or contractual funding limitations.

Actuarial calculations reflect a long-term perspective. For a newly hired employee, actuarial calculations will take into account the employee's entire career with the employer and also take into consideration the benefits, if any, paid to the employee after termination of employment until the death of the employee and any applicable contingent annuitant. In many cases actuarial calculations reflect several decades of service with the employer and the payment of benefits after termination.

**POLARIS CAREER CENTER  
CUYAHOGA COUNTY, OHIO**

NOTES TO THE BASIC FINANCIAL STATEMENTS  
FOR THE FISCAL YEAR ENDED JUNE 30, 2021  
(SEE ACCOUNTANT'S COMPILATION REPORT)

**NOTE 15 - DEFINED BENEFIT PENSION PLANS - (Continued)**

Key methods and assumptions used in calculating the total pension liability in the latest actuarial valuation, prepared as of June 30, 2020, are presented below:

Wage inflation	3.00%
Future salary increases, including inflation	3.50% to 18.20%
COLA or ad hoc COLA	2.50%
Investment rate of return	7.50% net of investment expense, including inflation
Actuarial cost method	Entry age normal (level percent of payroll)

For 2020, the mortality rates were based on the RP-2014 Blue Collar Mortality Table with fully generational projection and a five-year age set-back for both males and females. Mortality among service retired members, and beneficiaries were based upon the RP-2014 Blue Collar Mortality Table with fully generational projection with Scale BB, 120% of male rates, and 110% of female rates. Mortality among disabled members was based upon the RP-2000 Disabled Mortality Table, 90% for male rates and 100% for female rates, set back five years is used for the period after disability retirement.

The most recent experience study was completed for the five year period ended June 30, 2015.

The long-term return expectation for the Pension Plan Investments has been determined using a building-block approach and assumes a time horizon, as defined in SERS' *Statement of Investment Policy*. A forecasted rate of inflation serves as the baseline for the return expectation. Various real return premiums over the baseline inflation rate have been established for each asset class. The long-term expected nominal rate of return has been determined by calculating a weighted average of the expected real return premiums for each asset class, adding the projected inflation rate, and adding the expected return from rebalancing uncorrelated asset classes.

The target allocation and best estimates of arithmetic real rates of return for each major asset class are summarized in the following table:

Asset Class	Target Allocation	Long-Term Expected Real Rate of Return
Cash	2.00 %	1.85 %
US Equity	22.50	5.75
International Equity	22.50	6.50
Fixed Income	19.00	2.85
Private Equity	12.00	7.60
Real Assets	17.00	6.60
Multi-Asset Strategies	5.00	6.65
Total	<u>100.00 %</u>	

**Discount Rate** - The total pension liability was calculated using the discount rate of 7.50%. The projection of cash flows used to determine the discount rate assumed the contributions from employers and from the members would be computed based on contribution requirements as stipulated by State statute. Projected inflows from investment earnings were calculated using the long-term assumed investment rate of return (7.50%). Based on those assumptions, the plan's fiduciary net position was projected to be available to make all future benefit payments of current plan members. Therefore, the long-term expected rate of return on pension plan investments was applied to all periods of projected benefits to determine the total pension liability.



**POLARIS CAREER CENTER  
CUYAHOGA COUNTY, OHIO**

NOTES TO THE BASIC FINANCIAL STATEMENTS  
FOR THE FISCAL YEAR ENDED JUNE 30, 2021  
(SEE ACCOUNTANT'S COMPILATION REPORT)

**NOTE 15 - DEFINED BENEFIT PENSION PLANS - (Continued)**

*Sensitivity of the Center's Proportionate Share of the Net Pension Liability to Changes in the Discount Rate* - Net pension liability is sensitive to changes in the discount rate, and to illustrate the potential impact the following table presents the net pension liability calculated using the discount rate of 7.50%, as well as what each plan's net pension liability would be if it were calculated using a discount rate that is one percentage point lower (6.50%), or one percentage point higher (8.50%) than the current rate.

	1% Decrease	Current Discount Rate	1% Increase
Center's proportionate share of the net pension liability	\$ 8,558,691	\$ 6,247,777	\$ 4,308,876

***Actuarial Assumptions - STRS***

Key methods and assumptions used in the latest actuarial valuation, reflecting experience study results used in the July 1, 2020, actuarial valuation are presented below:

	July 1, 2020
Inflation	2.50%
Projected salary increases	12.50% at age 20 to 2.50% at age 65
Investment rate of return	7.45%, net of investment expenses, including inflation
Payroll increases	3.00%
Cost-of-living adjustments (COLA)	0.00%

For the July 1, 2020, actuarial valuation, post-retirement mortality rates for healthy retirees are based on the RP-2014 Annuitant Mortality Table with 50% of rates through age 69, 70% of rates between ages 70 and 79, 90% of rates between ages 80 and 84, and 100% of rates thereafter, projected forward generationally using mortality improvement scale MP-2016. Post-retirement disabled mortality rates are based on the RP-2014 Disabled Mortality Table with 90% of rates for males and 100% of rates for females, projected forward generationally using mortality improvement scale MP-2016. Pre-retirement mortality rates are based on RP-2014 Employee Mortality Table, projected forward generationally using mortality improvement scale MP-2016.

Actuarial assumptions used in the July 1, 2020 valuation are based on the results of an actuarial experience study for the period July 1, 2011 through June 30, 2016.

**POLARIS CAREER CENTER  
CUYAHOGA COUNTY, OHIO**

NOTES TO THE BASIC FINANCIAL STATEMENTS  
FOR THE FISCAL YEAR ENDED JUNE 30, 2021  
(SEE ACCOUNTANT'S COMPILATION REPORT)

**NOTE 15 - DEFINED BENEFIT PENSION PLANS - (Continued)**

STRS Ohio's investment consultant develops an estimate range for the investment return assumption based on the target allocation adopted by the Retirement Board. The target allocation and long-term expected rate of return for each major asset class are summarized as follows:

Asset Class	Target Allocation	Long-Term Expected Real Rate of Return *
Domestic Equity	28.00 %	7.35 %
International Equity	23.00	7.55
Alternatives	17.00	7.09
Fixed Income	21.00	3.00
Real Estate	10.00	6.00
Liquidity Reserves	1.00	2.25
Total	<u>100.00 %</u>	

\*\*10-Year geometric nominal returns, which include the real rate of return and inflation of 2.25% and does not include investment expenses. Over a 30-year period, STRS' investment consultant indicates that the above target allocations should generate a return above the actuarial rate of return, without net value added by management.

**Discount Rate** - The discount rate used to measure the total pension liability was 7.45% as of June 30, 2020. The projection of cash flows used to determine the discount rate assumes member and employer contributions will be made at the statutory contribution rates in accordance with rate increases described above. For this purpose, only employer contributions that are intended to fund benefits of current plan members and their beneficiaries are included. Projected employer contributions that are intended to fund the service costs of future plan members and their beneficiaries, as well as projected contributions from future plan members, are not included. Based on those assumptions, STRS' fiduciary net position was projected to be available to make all projected future benefit payments to current plan members as of June 30, 2020. Therefore, the long-term expected rate of return on pension plan investments of 7.45% was applied to all periods of projected benefit payment to determine the total pension liability as of June 30, 2020.

**Sensitivity of the Center's Proportionate Share of the Net Pension Liability to Changes in the Discount Rate** - The following table presents the Center's proportionate share of the net pension liability calculated using the current period discount rate assumption of 7.45%, as well as what the Center's proportionate share of the net pension liability would be if it were calculated using a discount rate that is one-percentage-point lower (6.45%) or one-percentage-point higher (8.45%) than the current rate:

	1% Decrease	Current Discount Rate	1% Increase
Center's proportionate share of the net pension liability	\$ 20,490,841	\$ 14,391,395	\$ 9,222,623

**POLARIS CAREER CENTER  
CUYAHOGA COUNTY, OHIO**

**NOTES TO THE BASIC FINANCIAL STATEMENTS  
FOR THE FISCAL YEAR ENDED JUNE 30, 2021  
(SEE ACCOUNTANT'S COMPILATION REPORT)**

**NOTE 16 - DEFINED BENEFIT OPEB PLANS**

*Net OPEB Liability/Asset*

See Note 15 for a description of the net OPEB liability (asset).

***Plan Description - School Employees Retirement System (SERS)***

Health Care Plan Description - The Center contributes to the SERS Health Care Fund, administered by SERS for non-certificated retirees and their beneficiaries. For GASB 75 purposes, this plan is considered a cost-sharing other postemployment benefit (OPEB) plan. SERS' Health Care Plan provides healthcare benefits to eligible individuals receiving retirement, disability, and survivor benefits, and to their eligible dependents. Members who retire after June 1, 1986, need 10 years of service credit, exclusive of most types of purchased credit, to qualify to participate in SERS' health care coverage. In addition to age and service retirees, disability benefit recipients and beneficiaries who are receiving monthly benefits due to the death of a member or retiree, are eligible for SERS' health care coverage. Most retirees and dependents choosing SERS' health care coverage are over the age of 65 and therefore enrolled in a fully insured Medicare Advantage plan; however, SERS maintains a traditional, self-insured preferred provider organization for its non-Medicare retiree population. For both groups, SERS offers a self-insured prescription drug program. Health care is a benefit that is permitted, not mandated, by statute. The financial report of the Plan is included in the SERS Comprehensive Annual Financial Report which can be obtained on SERS' website at [www.ohsers.org](http://www.ohsers.org) under Employers/Audit Resources.

Access to health care for retirees and beneficiaries is permitted in accordance with Section 3309 of the Ohio Revised Code. The Health Care Fund was established and is administered in accordance with Internal Revenue Code Section 105(e). SERS' Retirement Board reserves the right to change or discontinue any health plan or program. Active employee members do not contribute to the Health Care Plan. The SERS Retirement Board established the rules for the premiums paid by the retirees for health care coverage for themselves and their dependents or for their surviving beneficiaries. Premiums vary depending on the plan selected, qualified years of service, Medicare eligibility, and retirement status.

Funding Policy - State statute permits SERS to fund the health care benefits through employer contributions. Each year, after the allocation for statutorily required pensions and benefits, the Retirement Board may allocate the remainder of the employer contribution of 14% of covered payroll to the Health Care Fund in accordance with the funding policy. For the fiscal year ended June 30, 2021, SERS did not allocate any employer contributions to post-employment health care. An additional health care surcharge on employers is collected for employees earning less than an actuarially determined minimum compensation amount, pro-rated if less than a full year of service credit was earned. For fiscal year 2021, this amount was \$23,000. Statutes provide that no employer shall pay a health care surcharge greater than 2% of that employer's SERS-covered payroll; nor may SERS collect in aggregate more than 1.5% of the total statewide SERS-covered payroll for the health care surcharge. For fiscal year 2021, the Center's surcharge obligation was \$12,509.

The surcharge added to the allocated portion of the 14% employer contribution rate is the total amount assigned to the Health Care Fund. The Center's contractually required contribution to SERS was \$12,509 for fiscal year 2021. Of this amount, \$12,509 is reported as due to other governments.

***Plan Description - State Teachers Retirement System (STRS)***

Plan Description - The State Teachers Retirement System of Ohio (STRS) administers a cost-sharing Health Plan administered for eligible retirees who participated in the defined benefit or combined pension plans offered by STRS. Ohio law authorizes STRS to offer this plan. Benefits include hospitalization, physicians' fees, prescription drugs and partial reimbursement of monthly Medicare Part B premiums. Medicare Part B premium reimbursements will be discontinued effective January 1, 2021. The Plan is included in the report of STRS which can be obtained by visiting [www.strsoh.org](http://www.strsoh.org) or by calling (888) 227-7877.

**POLARIS CAREER CENTER  
CUYAHOGA COUNTY, OHIO**

NOTES TO THE BASIC FINANCIAL STATEMENTS  
FOR THE FISCAL YEAR ENDED JUNE 30, 2021  
(SEE ACCOUNTANT'S COMPILATION REPORT)

**NOTE 16 - DEFINED BENEFIT OPEB PLANS - (Continued)**

Funding Policy - Ohio Revised Code Chapter 3307 authorizes STRS to offer the Plan and gives the Retirement Board discretionary authority over how much, if any, of the health care costs will be absorbed by STRS. Active employee members do not contribute to the Health Care Plan. Nearly all health care plan enrollees, for the most recent year, pay a portion of the health care costs in the form of a monthly premium. Under Ohio law, funding for post-employment health care may be deducted from employer contributions, currently 14% of covered payroll. For the fiscal year ended June 30, 2020, STRS did not allocate any employer contributions to post-employment health care.

***OPEB Liabilities/Assets, OPEB Expense, and Deferred Outflows of Resources and Deferred Inflows of Resources Related to OPEB***

The net OPEB liability/asset was measured as of June 30, 2020, and the total OPEB liability/asset used to calculate the net OPEB liability/asset was determined by an actuarial valuation as of that date. The Center's proportion of the net OPEB liability/asset was based on the Center's share of contributions to the respective retirement systems relative to the contributions of all participating entities.

Following is information related to the proportionate share and OPEB expense:

	<u>SERS</u>	<u>STRS</u>	<u>Total</u>
Proportion of the net OPEB liability/asset prior measurement date	0.08957130%	0.06027009%	
Proportion of the net OPEB liability/asset current measurement date	<u>0.08788860%</u>	<u>0.05947732%</u>	
Change in proportionate share	<u>-0.00168270%</u>	<u>-0.00079277%</u>	
Proportionate share of the net OPEB liability	\$ 1,910,107	\$ -	\$ 1,910,107
Proportionate share of the net OPEB asset	\$ -	\$ 1,045,313	\$ 1,045,313
OPEB expense	\$ (26,270)	\$ (55,938)	\$ (82,208)

Of the Center's total OPEB expense of (\$82,208), (\$56,930) is reported in the governmental activities and (\$25,278) is reported in the business-type activities.

At June 30, 2021, the Center reported deferred outflows of resources and deferred inflows of resources related to OPEB from the following sources:

	<u>SERS</u>	<u>STRS</u>	<u>Total</u>
<b>Deferred outflows of resources</b>			
Differences between expected and actual experience	\$ 25,087	\$ 66,981	\$ 92,068
Net difference between projected and actual earnings on OPEB plan investments	21,523	36,636	58,159
Changes of assumptions	325,607	17,255	342,862
Difference between employer contributions and proportionate share of contributions/ change in proportionate share	3,666	83,091	86,757
Contributions subsequent to the measurement date	<u>12,509</u>	<u>-</u>	<u>12,509</u>
Total deferred outflows of resources	<u>\$ 388,392</u>	<u>\$ 203,963</u>	<u>\$ 592,355</u>

**POLARIS CAREER CENTER  
CUYAHOGA COUNTY, OHIO**

NOTES TO THE BASIC FINANCIAL STATEMENTS  
FOR THE FISCAL YEAR ENDED JUNE 30, 2021  
(SEE ACCOUNTANT'S COMPILATION REPORT)

**NOTE 16 - DEFINED BENEFIT OPEB PLANS - (Continued)**

	SERS	STRS	Total
<b>Deferred inflows of resources</b>			
Differences between expected and actual experience	\$ 971,423	\$ 208,211	\$ 1,179,634
Changes of assumptions	48,111	992,872	1,040,983
Difference between employer contributions and proportionate share of contributions/ change in proportionate share	<u>270,873</u>	<u>60,279</u>	<u>331,152</u>
Total deferred inflows of resources	<u>\$ 1,290,407</u>	<u>\$ 1,261,362</u>	<u>\$ 2,551,769</u>

\$12,509 reported as deferred outflows of resources related to OPEB resulting from Center contributions subsequent to the measurement date will be recognized as a reduction of the net OPEB liability/asset in the fiscal year ending June 30, 2022. Of the total contributions made subsequent to the measurement date, \$10,398 relates to governmental activities and \$2,111 relates to business-type activities.

Other amounts reported as deferred outflows of resources and deferred inflows of resources related to OPEB will be recognized in OPEB expense as follows:

	SERS	STRS	Total
Fiscal Year Ending June 30:			
2022	\$ (187,231)	\$ (263,709)	\$ (450,940)
2023	(185,675)	(238,911)	(424,586)
2024	(185,926)	(230,212)	(416,138)
2025	(180,896)	(225,661)	(406,557)
2026	(131,535)	(48,212)	(179,747)
Thereafter	<u>(43,261)</u>	<u>(50,694)</u>	<u>(93,955)</u>
Total	<u>\$ (914,524)</u>	<u>\$ (1,057,399)</u>	<u>\$ (1,971,923)</u>

**Actuarial Assumptions - SERS**

The total OPEB liability is determined by SERS' actuaries in accordance with GASB Statement No. 74, as part of their annual actuarial valuation for each retirement plan. Actuarial valuations of an ongoing plan involve estimates of the value of reported amounts (e.g., salaries, credited service) and assumptions about the probability of occurrence of events far into the future (e.g., mortality, disabilities, retirements, employment terminations). Actuarially determined amounts are subject to continual review and potential modifications, as actual results are compared with past expectations and new estimates are made about the future.

Projections of benefits for financial reporting purposes are based on the substantive plan (the plan as understood by the employers and plan members) and include the types of benefits provided at the time of each valuation and the historical pattern of sharing benefit costs between the employers and plan members to that point. The projection of benefits for financial reporting purposes does not explicitly incorporate the potential effects of legal or contractual funding limitations.

Actuarial calculations reflect a long-term perspective. For a newly hired employee, actuarial calculations will take into account the employee's entire career with the employer and also take into consideration the benefits, if any, paid to the employee after termination of employment until the death of the employee and any applicable contingent annuitant. In many cases, actuarial calculations reflect several decades of service with the employer and the payment of benefits after termination.

**POLARIS CAREER CENTER  
CUYAHOGA COUNTY, OHIO**

NOTES TO THE BASIC FINANCIAL STATEMENTS  
FOR THE FISCAL YEAR ENDED JUNE 30, 2021  
(SEE ACCOUNTANT'S COMPILATION REPORT)

**NOTE 16 - DEFINED BENEFIT OPEB PLANS - (Continued)**

Key methods and assumptions used in calculating the total OPEB liability in the latest actuarial valuation date of June 30, 2020 are presented below:

Wage inflation	3.00%
Future salary increases, including inflation	3.50% to 18.20%
Investment rate of return	7.50% net of investment expense, including inflation
Municipal bond index rate:	
Measurement date	2.45%
Prior measurement date	3.13%
Single equivalent interest rate, net of plan investment expense, including price inflation:	
Measurement date	2.63%
Prior measurement date	3.22%
Medical trend assumption:	
Measurement date	
Medicare	5.25 to 4.75%
Pre-Medicare	7.00 to 4.75%
Prior measurement date	
Medicare	5.25 to 4.75%
Pre-Medicare	7.00 to 4.75%

Mortality rates were based on the RP-2014 Blue Collar Mortality Table with fully generational projection and Scale BB, 120% of male rates and 110% of female rates. RP-2000 Disabled Mortality Table with 90% for male rates and 100% for female rates set back five years.

The most recent experience study was completed for the five year period ended June 30, 2015.

The long-term expected rate of return on plan assets is reviewed as part of the actuarial five-year experience study. The most recent study covers fiscal years 2010 through 2015, and was adopted by the Board on April 21, 2016. Several factors are considered in evaluating the long-term rate of return assumption including long-term historical data, estimates inherent in current market data, and a log-normal distribution analysis in which best-estimate ranges of expected future real rates of return were developed by the investment consultant for each major asset class. These ranges were combined to produce the long-term expected rate of return, 7.50%, by weighting the expected future real rates of return by the target asset allocation percentage and then adding expected inflation. The capital market assumptions developed by the investment consultant are intended for use over a 10-year horizon and may not be useful in setting the long-term rate of return for funding pension plans which covers a longer timeframe. The assumption is intended to be a long-term assumption and is not expected to change absent a significant change in the asset allocation, a change in the inflation assumption, or a fundamental change in the market that alters expected returns in future years.

**POLARIS CAREER CENTER  
CUYAHOGA COUNTY, OHIO**

NOTES TO THE BASIC FINANCIAL STATEMENTS  
FOR THE FISCAL YEAR ENDED JUNE 30, 2021  
(SEE ACCOUNTANT'S COMPILATION REPORT)

**NOTE 16 - DEFINED BENEFIT OPEB PLANS - (Continued)**

The target asset allocation and best estimates of arithmetic real rates of return for each major asset class, as used in the June 30, 2015 five-year experience study, are summarized as follows:

Asset Class	Target Allocation	Long-Term Expected Real Rate of Return
Cash	2.00 %	1.85 %
US Equity	22.50	5.75
International Equity	22.50	6.50
Fixed Income	19.00	2.85
Private Equity	12.00	7.60
Real Assets	17.00	6.60
Multi-Asset Strategies	5.00	6.65
Total	<u>100.00 %</u>	

**Discount Rate** - The discount rate used to measure the total OPEB liability at June 30, 2020 was 2.63%. The discount rate used to measure total OPEB liability prior to June 30, 2019 was 3.22%. The projection of cash flows used to determine the discount rate assumed that contributions will be made from members and the System at the state statute contribution rate of 2.00% of projected covered employee payroll each year, which includes a 1.50% payroll surcharge and 0.50% of contributions from the basic benefits plan. Based on these assumptions, the OPEB plan's fiduciary net position was projected to become insufficient to make future benefit payments during the fiscal year ending June 30, 2025. Therefore, the long-term expected rate of return on OPEB plan assets was used to present value the projected benefit payments through the fiscal year ending June 30, 2024 and the Fidelity General Obligation 20-year Municipal Bond Index rate of 2.45%, as of June 30, 2020 (i.e. municipal bond rate), was used to present value the projected benefit payments for the remaining years in the projection. A municipal bond rate of 3.13% was used as of June 30, 2019. The total present value of projected benefit payments from all years was then used to determine the single rate of return that was used as the discount rate. The projection of future benefit payments for all current plan members was until the benefit payments ran out.

**Sensitivity of the Center's Proportionate Share of the Net OPEB Liability to Changes in the Discount Rate and Changes in the Health Care Cost Trend Rates** - The net OPEB liability is sensitive to changes in the discount rate and the health care cost trend rate. The following table presents the net OPEB liability of SERS, what SERS' net OPEB liability would be if it were calculated using a discount rate that is 1 percentage point lower (1.63%) and higher (3.63%) than the current discount rate (2.63%). Also shown is what SERS' net OPEB liability would be based on health care cost trend rates that are 1 percentage point lower (6.00% decreasing to 3.75%) and higher (8.00% decreasing to 5.75%) than the current rate (7.00% decreasing to 4.75%).

	1% Decrease	Current Discount Rate	1% Increase
	Center's proportionate share of the net OPEB liability	\$ 2,337,923	\$ 1,910,107

	1% Decrease	Current Trend Rate	1% Increase
	Center's proportionate share of the net OPEB liability	\$ 1,504,064	\$ 1,910,107

**POLARIS CAREER CENTER  
CUYAHOGA COUNTY, OHIO**

NOTES TO THE BASIC FINANCIAL STATEMENTS  
FOR THE FISCAL YEAR ENDED JUNE 30, 2021  
(SEE ACCOUNTANT'S COMPILATION REPORT)

**NOTE 16 - DEFINED BENEFIT OPEB PLANS - (Continued)**

***Actuarial Assumptions - STRS***

Key methods and assumptions used in the latest actuarial valuation, reflecting experience study results used in the July 1, 2020, actuarial valuation, compared with July 1, 2019, are presented below:

	July 1, 2020		July 1, 2019	
	Initial	Ultimate	Initial	Ultimate
Inflation	2.50%		2.50%	
Projected salary increases	12.50% at age 20 to 2.50% at age 65		12.50% at age 20 to 2.50% at age 65	
Investment rate of return	7.45%, net of investment expenses, including inflation		7.45%, net of investment expenses, including inflation	
Payroll increases	3.00%		3.00%	
Cost-of-living adjustments (COLA)	0.00%		0.00%	
Discount rate of return	7.45%		7.45%	
Blended discount rate of return	N/A		N/A	
Health care cost trends				
Medical				
Pre-Medicare	5.00%	4.00%	5.87%	4.00%
Medicare	-6.69%	4.00%	4.93%	4.00%
Prescription Drug				
Pre-Medicare	6.50%	4.00%	7.73%	4.00%
Medicare	11.87%	4.00%	9.62%	4.00%

Projections of benefits include the historical pattern of sharing benefit costs between the employers and retired plan members.

For healthy retirees the mortality rates are based on the RP-2014 Annuitant Mortality Table with 50% of rates through age 69, 70% of rates between ages 70 and 79, 90% of rates between ages 80 and 84, and 100% of rates thereafter, projected forward generationally using mortality improvement scale MP-2016. For disabled retirees, mortality rates are based on the RP-2014 Disabled Mortality Table with 90% of rates for males and 100% of rates for females, projected forward generationally using mortality improvement scale MP-2016.

Actuarial assumptions used in the June 30, 2020 valuation are based on the results of an actuarial experience study for the period July 1, 2011 through June 30, 2016.

***Assumption Changes Since the Prior Measurement Date*** - There were no changes in assumptions since the prior measurement date of June 30, 2019.

***Benefit Term Changes Since the Prior Measurement Date*** - There was no change to the claims costs process. Claim curves were updated to reflect the projected fiscal year end 2021 premium based on June 30, 2020 enrollment distribution. The non-Medicare subsidy percentage was increased effective January 1, 2021 from 1.984% to 2.055% per year of service. The non-Medicare frozen subsidy base premium was increased effective January 1, 2021. The Medicare subsidy percentages were adjusted effective January 1, 2021 to 2.1% for the AMA Medicare plan. The Medicare Part B monthly reimbursement elimination date was postponed indefinitely.



**POLARIS CAREER CENTER  
CUYAHOGA COUNTY, OHIO**

NOTES TO THE BASIC FINANCIAL STATEMENTS  
FOR THE FISCAL YEAR ENDED JUNE 30, 2021  
(SEE ACCOUNTANT'S COMPILATION REPORT)

**NOTE 16 - DEFINED BENEFIT OPEB PLANS - (Continued)**

STRS' investment consultant develops an estimate range for the investment return assumption based on the target allocation adopted by the Retirement Board. The target allocation and long-term expected rate of return for each major asset class are summarized as follows:

Asset Class	Target Allocation	Long-Term Expected Real Rate of Return *
Domestic Equity	28.00 %	7.35 %
International Equity	23.00	7.55
Alternatives	17.00	7.09
Fixed Income	21.00	3.00
Real Estate	10.00	6.00
Liquidity Reserves	1.00	2.25
Total	<u>100.00 %</u>	

\*\*10-Year geometric nominal returns, which include the real rate of return and inflation of 2.25% and does not include investment expenses. Over a 30-year period, STRS' investment consultant indicates that the above target allocations should generate a return above the actuarial rate of return, without net value added by management.

**Discount Rate** - The discount rate used to measure the total OPEB asset was 7.45% as of June 30, 2020. The projection of cash flows used to determine the discount rate assumes STRS Ohio continues to allocate no employer contributions to the health care fund. Based on these assumptions, the OPEB plan's fiduciary net position was projected to be available to make all projected future benefit payments to current plan members. Therefore, the long-term expected rate of return on health care plan investments of 7.45% was used to measure the total OPEB asset as of June 30, 2020.

**Sensitivity of the Center's Proportionate Share of the Net OPEB Asset to Changes in the Discount and Health Care Cost Trend Rate** - The following table represents the net OPEB asset as of June 30, 2020, calculated using the current period discount rate assumption of 7.45%, as well as what the net OPEB asset would be if it were calculated using a discount rate that is one percentage point lower (6.45%) or one percentage point higher (8.45%) than the current assumption. Also shown is the net OPEB asset as if it were calculated using health care cost trend rates that are one percentage point lower or one percentage point higher than the current health care cost trend rates.

	1% Decrease	Current Discount Rate	1% Increase
Center's proportionate share of the net OPEB asset	\$ 909,490	\$ 1,045,313	\$ 1,160,554

	1% Decrease	Current Trend Rate	1% Increase
Center's proportionate share of the net OPEB asset	\$ 1,153,400	\$ 1,045,313	\$ 913,647

**POLARIS CAREER CENTER  
CUYAHOGA COUNTY, OHIO**

NOTES TO THE BASIC FINANCIAL STATEMENTS  
FOR THE FISCAL YEAR ENDED JUNE 30, 2021  
(SEE ACCOUNTANT’S COMPILATION REPORT)

**NOTE 17 - OTHER COMMITMENTS**

The Center utilizes encumbrance accounting as part of its budgetary controls. Encumbrances outstanding at year end may be reported as part of restricted, committed, or assigned classifications of fund balance. At year end, the Center’s commitments for encumbrances (less amounts already included in payables) in the governmental funds were as follows:

<u>Fund</u>	<u>Year-End Encumbrances</u>
General	\$ 515,913
Permanent improvement	1,560
Nonmajor governmental	<u>16,472</u>
Total	<u>\$ 533,945</u>

**NOTE 18 - TAX ABATEMENTS ENTERED INTO BY OTHER GOVERNMENTS**

Other governments entered into property tax abatement agreements with property owners under Enterprise Zone Agreements (“EZAs”) and the Ohio Community Reinvestment Area (“CRA”) program with the taxing districts of the Center. The EZAs and CRA program are directive incentive tax exemption programs benefiting property owners who renovate or construct new buildings. Under these programs, the other governments designated areas to encourage revitalization of the existing housing stock and the development of new structures. Under these agreements, the Center’s property taxes were reduced by \$140,502 property tax revenue.

**NOTE 19 - COVID-19**

The United States and the State of Ohio declared a state of emergency in March of 2020 due to the COVID-19 pandemic. The financial impact of COVID-19 and the continuing emergency measures may impact subsequent periods of the Center. The Center’s investment portfolio and the pension and other employee benefits plan in which the Center participate fluctuates with market conditions, and due to market volatility, the amount of gains or losses that will be realized in subsequent periods, if any, cannot be determined. In addition, the impact on the Center’s future operating costs, revenues, and additional recovery from emergency funding, either federal or state, cannot be estimated.

During fiscal year 2021, the Center received \$161,068 as an on-behalf of grant from another government. These amounts are recorded in the Coronavirus Relief Special Revenue Fund and the Adult and Community Education Enterprise Fund.

REQUIRED SUPPLEMENTARY INFORMATION

**POLARIS CAREER CENTER  
CUYAHOGA COUNTY, OHIO**

SCHEDULES OF REQUIRED SUPPLEMENTARY INFORMATION

SCHEDULE OF THE CENTER'S PROPORTIONATE SHARE OF  
THE NET PENSION LIABILITY  
SCHOOL EMPLOYEES RETIREMENT SYSTEM (SERS) OF OHIO

LAST EIGHT FISCAL YEARS  
(SEE ACCOUNTANT'S COMPILATION REPORT)

	<u>2021</u>	<u>2020</u>	<u>2019</u>	<u>2018</u>
Center's proportion of the net pension liability	0.09445990%	0.09631360%	0.10357770%	0.10095310%
Center's proportionate share of the net pension liability	\$ 6,247,777	\$ 5,762,612	\$ 5,932,087	\$ 6,031,725
Center's covered payroll	\$ 3,309,843	\$ 3,317,415	\$ 3,356,593	\$ 3,365,957
Center's proportionate share of the net pension liability as a percentage of its covered payroll	188.76%	173.71%	176.73%	179.20%
Plan fiduciary net position as a percentage of the total pension liability	68.55%	70.85%	71.36%	69.50%

Note: Information prior to 2014 was unavailable. Schedule is intended to show information for 10 years. Additional years will be displayed as they become available.

Amounts presented for each fiscal year were determined as of the Center's measurement date which is the prior year-end.

SEE ACCOMPANYING NOTES TO THE REQUIRED SUPPLEMENTARY INFORMATION

<b>2017</b>	<b>2016</b>	<b>2015</b>	<b>2014</b>
0.09573100%	0.09295400%	0.10295800%	0.10295800%
\$ 7,006,626	\$ 5,303,840	\$ 5,210,646	\$ 5,629,898
\$ 2,980,950	\$ 3,610,501	\$ 3,486,934	\$ 3,080,535
235.05%	146.90%	149.43%	182.76%
62.98%	69.16%	71.70%	65.52%

**POLARIS CAREER CENTER  
CUYAHOGA COUNTY, OHIO**

SCHEDULES OF REQUIRED SUPPLEMENTARY INFORMATION

SCHEDULE OF THE CENTER'S PROPORTIONATE SHARE OF  
THE NET PENSION LIABILITY  
STATE TEACHERS RETIREMENT SYSTEM (STRS) OF OHIO

LAST EIGHT FISCAL YEARS  
(SEE ACCOUNTANT'S COMPILATION REPORT)

	<u>2021</u>	<u>2020</u>	<u>2019</u>	<u>2018</u>
Center's proportion of the net pension liability	0.05947732%	0.06027009%	0.06351390%	0.06253842%
Center's proportionate share of the net pension liability	\$ 14,391,395	\$ 13,328,368	\$ 13,965,281	\$ 14,856,136
Center's covered payroll	\$ 7,119,964	\$ 7,213,771	\$ 7,124,636	\$ 6,984,636
Center's proportionate share of the net pension liability as a percentage of its covered payroll	202.13%	184.76%	196.01%	212.70%
Plan fiduciary net position as a percentage of the total pension liability	75.48%	77.40%	77.31%	75.30%

Note: Information prior to 2014 was unavailable. Schedule is intended to show information for 10 years. Additional years will be displayed as they become available.

Amounts presented for each fiscal year were determined as of the Center's measurement date which is the prior year-end.

SEE ACCOMPANYING NOTES TO THE REQUIRED SUPPLEMENTARY INFORMATION

<b>2017</b>	<b>2016</b>	<b>2015</b>	<b>2014</b>
0.06243020%	0.06732655%	0.06757219%	0.06757219%
\$ 20,897,270	\$ 18,607,089	\$ 16,435,895	\$ 17,193,952
\$ 6,635,250	\$ 7,907,521	\$ 8,319,285	\$ 8,393,431
314.94%	235.31%	197.56%	204.85%
66.80%	72.10%	74.70%	69.30%

**POLARIS CAREER CENTER  
CUYAHOGA COUNTY, OHIO**

SCHEDULES OF REQUIRED SUPPLEMENTARY INFORMATION

SCHEDULE OF CENTER PENSION CONTRIBUTIONS  
SCHOOL EMPLOYEES RETIREMENT SYSTEM (SERS) OF OHIO

LAST TEN FISCAL YEARS  
(SEE ACCOUNTANT'S COMPILATION REPORT)

	<u>2021</u>	<u>2020</u>	<u>2019</u>	<u>2018</u>
Contractually required contribution	\$ 435,042	\$ 463,378	\$ 447,851	\$ 453,140
Contributions in relation to the contractually required contribution	<u>(435,042)</u>	<u>(463,378)</u>	<u>(447,851)</u>	<u>(453,140)</u>
Contribution deficiency (excess)	<u>\$ -</u>	<u>\$ -</u>	<u>\$ -</u>	<u>\$ -</u>
Center's covered payroll	\$ 3,107,443	\$ 3,309,843	\$ 3,317,415	\$ 3,356,593
Contributions as a percentage of covered payroll	14.00%	14.00%	13.50%	13.50%

SEE ACCOMPANYING NOTES TO THE REQUIRED SUPPLEMENTARY INFORMATION



<u>2017</u>	<u>2016</u>	<u>2015</u>	<u>2014</u>	<u>2013</u>	<u>2012</u>
\$ 471,234	\$ 417,333	\$ 475,864	\$ 483,289	\$ 426,346	\$ 411,273
<u>(471,234)</u>	<u>(417,333)</u>	<u>(475,864)</u>	<u>(483,289)</u>	<u>(426,346)</u>	<u>(411,273)</u>
<u>\$ -</u>	<u>\$ -</u>	<u>\$ -</u>	<u>\$ -</u>	<u>\$ -</u>	<u>\$ -</u>
\$ 3,365,957	\$ 2,980,950	\$ 3,610,501	\$ 3,486,934	\$ 3,080,535	\$ 3,057,792
14.00%	14.00%	13.18%	13.86%	13.84%	13.45%

**POLARIS CAREER CENTER  
CUYAHOGA COUNTY, OHIO**

SCHEDULES OF REQUIRED SUPPLEMENTARY INFORMATION

SCHEDULE OF CENTER PENSION CONTRIBUTIONS  
STATE TEACHERS RETIREMENT SYSTEM (STRS) OF OHIO

LAST TEN FISCAL YEARS  
(SEE ACCOUNTANT'S COMPILATION REPORT)

	<u>2021</u>	<u>2020</u>	<u>2019</u>	<u>2018</u>
Contractually required contribution	\$ 1,002,441	\$ 996,795	\$ 1,009,928	\$ 997,449
Contributions in relation to the contractually required contribution	<u>(1,002,441)</u>	<u>(996,795)</u>	<u>(1,009,928)</u>	<u>(997,449)</u>
Contribution deficiency (excess)	<u>\$ -</u>	<u>\$ -</u>	<u>\$ -</u>	<u>\$ -</u>
Center's covered payroll	\$ 7,160,293	\$ 7,119,964	\$ 7,213,771	\$ 7,124,636
Contributions as a percentage of covered payroll	14.00%	14.00%	14.00%	14.00%

SEE ACCOMPANYING NOTES TO THE REQUIRED SUPPLEMENTARY INFORMATION

<u>2017</u>	<u>2016</u>	<u>2015</u>	<u>2014</u>	<u>2013</u>	<u>2012</u>
\$ 977,849	\$ 928,935	\$ 1,107,053	\$ 1,081,507	\$ 1,091,146	\$ 977,402
<u>(977,849)</u>	<u>(928,935)</u>	<u>(1,107,053)</u>	<u>(1,081,507)</u>	<u>(1,091,146)</u>	<u>(977,402)</u>
<u>\$ -</u>	<u>\$ -</u>	<u>\$ -</u>	<u>\$ -</u>	<u>\$ -</u>	<u>\$ -</u>
\$ 6,984,636	\$ 6,635,250	\$ 7,907,521	\$ 8,319,285	\$ 8,393,431	\$ 7,518,477
14.00%	14.00%	14.00%	13.00%	13.00%	13.00%

**POLARIS CAREER CENTER  
CUYAHOGA COUNTY, OHIO**

SCHEDULES OF REQUIRED SUPPLEMENTARY INFORMATION

SCHEDULE OF THE CENTER'S PROPORTIONATE SHARE OF  
THE NET OPEB LIABILITY  
SCHOOL EMPLOYEES RETIREMENT SYSTEM (SERS) OF OHIO

LAST FIVE FISCAL YEARS  
(SEE ACCOUNTANT'S COMPILATION REPORT)

	<u>2021</u>	<u>2020</u>	<u>2019</u>	<u>2018</u>
Center's proportion of the net OPEB liability	0.08788860%	0.08957130%	0.09558030%	0.09431680%
Center's proportionate share of the net OPEB liability	\$ 1,910,107	\$ 2,252,530	\$ 2,651,656	\$ 2,531,215
Center's covered payroll	\$ 3,309,843	\$ 3,317,415	\$ 3,356,593	\$ 3,365,957
Center's proportionate share of the net OPEB liability as a percentage of its covered payroll	57.71%	67.90%	79.00%	75.20%
Plan fiduciary net position as a percentage of the total OPEB liability	18.17%	15.57%	13.57%	12.46%

Note: Information prior to 2017 was unavailable. Schedule is intended to show information for 10 years. Additional years will be displayed as they become available.

Amounts presented for each fiscal year were determined as of the Center's measurement date which is the prior year-end.

SEE ACCOMPANYING NOTES TO THE REQUIRED SUPPLEMENTARY INFORMATION

**2017**

---

0.08867776%

\$ 2,527,644

\$ 2,980,950

84.79%

11.49%

**POLARIS CAREER CENTER  
CUYAHOGA COUNTY, OHIO**

SCHEDULES OF REQUIRED SUPPLEMENTARY INFORMATION

SCHEDULE OF THE CENTER'S PROPORTIONATE SHARE OF  
THE NET OPEB LIABILITY/ASSET  
STATE TEACHERS RETIREMENT SYSTEM (STRS) OF OHIO

LAST FIVE FISCAL YEARS  
(SEE ACCOUNTANT'S COMPILATION REPORT)

	<u>2021</u>	<u>2020</u>	<u>2019</u>	<u>2018</u>
Center's proportion of the net OPEB liability/asset	0.05947732%	0.06027009%	0.06351390%	0.06253842%
Center's proportionate share of the net OPEB liability/(asset)	\$ (1,045,313)	\$ (998,217)	\$ (1,020,603)	\$ 2,440,018
Center's covered payroll	\$ 7,119,964	\$ 7,213,771	\$ 7,124,636	\$ 6,984,636
Center's proportionate share of the net OPEB liability/asset as a percentage of its covered payroll	14.68%	13.84%	14.32%	34.93%
Plan fiduciary net position as a percentage of the total OPEB liability/asset	182.10%	174.70%	176.00%	47.10%

Note: Information prior to 2017 was unavailable. Schedule is intended to show information for 10 years. Additional years will be displayed as they become available.

Amounts presented for each fiscal year were determined as of the Center's measurement date which is the prior year-end.

SEE ACCOMPANYING NOTES TO THE REQUIRED SUPPLEMENTARY INFORMATION

**2017**

---

0.06243020%

\$ 3,338,783

\$ 6,635,250

50.32%

37.33%

**POLARIS CAREER CENTER  
CUYAHOGA COUNTY, OHIO**

SCHEDULES OF REQUIRED SUPPLEMENTARY INFORMATION

SCHEDULE OF CENTER OPEB CONTRIBUTIONS  
SCHOOL EMPLOYEES RETIREMENT SYSTEM (SERS) OF OHIO

LAST TEN FISCAL YEARS  
(SEE ACCOUNTANT'S COMPILATION REPORT)

	<u>2021</u>	<u>2020</u>	<u>2019</u>	<u>2018</u>
Contractually required contribution	\$ 12,509	\$ 8,538	\$ 28,465	\$ 26,232
Contributions in relation to the contractually required contribution	<u>(12,509)</u>	<u>(8,538)</u>	<u>(28,465)</u>	<u>(26,232)</u>
Contribution deficiency (excess)	<u>\$ -</u>	<u>\$ -</u>	<u>\$ -</u>	<u>\$ -</u>
Center's covered payroll	\$ 3,107,443	\$ 3,309,843	\$ 3,317,415	\$ 3,356,593
Contributions as a percentage of covered payroll	0.40%	0.26%	0.86%	0.78%

SEE ACCOMPANYING NOTES TO THE REQUIRED SUPPLEMENTARY INFORMATION



<u>2017</u>	<u>2016</u>	<u>2015</u>	<u>2014</u>	<u>2013</u>	<u>2012</u>
\$ 13,812	\$ 9,110	\$ 14,792	\$ 19,578	\$ 12,895	\$ 53,114
<u>(13,812)</u>	<u>(9,110)</u>	<u>(14,792)</u>	<u>(19,578)</u>	<u>(12,895)</u>	<u>(53,114)</u>
<u>\$ -</u>	<u>\$ -</u>	<u>\$ -</u>	<u>\$ -</u>	<u>\$ -</u>	<u>\$ -</u>
\$ 3,365,957	\$ 2,980,950	\$ 3,610,501	\$ 3,486,934	\$ 3,080,535	\$ 3,057,792
0.41%	0.31%	0.41%	0.56%	0.42%	1.74%

**POLARIS CAREER CENTER  
CUYAHOGA COUNTY, OHIO**

SCHEDULES OF REQUIRED SUPPLEMENTARY INFORMATION

SCHEDULE OF CENTER OPEB CONTRIBUTIONS  
STATE TEACHERS RETIREMENT SYSTEM (STRS) OF OHIO

LAST TEN FISCAL YEARS  
(SEE ACCOUNTANT'S COMPILATION REPORT)

	<u>2021</u>	<u>2020</u>	<u>2019</u>	<u>2018</u>
Contractually required contribution	\$ -	\$ -	\$ -	\$ -
Contributions in relation to the contractually required contribution	<u>-</u>	<u>-</u>	<u>-</u>	<u>-</u>
Contribution deficiency (excess)	<u>\$ -</u>	<u>\$ -</u>	<u>\$ -</u>	<u>\$ -</u>
Center's covered payroll	\$ 7,160,293	\$ 7,119,964	\$ 7,213,771	\$ 7,124,636
Contributions as a percentage of covered payroll	0.00%	0.00%	0.00%	0.00%

SEE ACCOMPANYING NOTES TO THE REQUIRED SUPPLEMENTARY INFORMATION

<u>2017</u>	<u>2016</u>	<u>2015</u>	<u>2014</u>	<u>2013</u>	<u>2012</u>
\$ -	\$ -	\$ -	\$ 69,889	\$ 74,073	\$ 75,185
-	-	-	(69,889)	(74,073)	(75,185)
<u>\$ -</u>	<u>\$ -</u>	<u>\$ -</u>	<u>\$ -</u>	<u>\$ -</u>	<u>\$ -</u>
\$ 6,984,636	\$ 6,635,250	\$ 7,907,521	\$ 8,319,285	\$ 8,393,431	\$ 7,518,477
0.00%	0.00%	0.00%	1.00%	1.00%	1.00%

**POLARIS CAREER CENTER  
CUYAHOGA COUNTY, OHIO**

NOTES TO THE REQUIRED SUPPLEMENTARY INFORMATION  
FOR THE FISCAL YEAR ENDED JUNE 30, 2021  
(SEE ACCOUNTANT'S COMPILATION REPORT)

---

PENSION

---

*SCHOOL EMPLOYEES RETIREMENT SYSTEM (SERS) OF OHIO*

Changes in benefit terms: There were no changes in benefit terms from the amounts reported for fiscal years 2014-2017. For fiscal year 2018, SERS changed from a fixed 3% annual increase to a Cost of Living Adjustment (COLA) based on the changes in the Consumer Price Index (CPI-W), with a cap of 2.5% and a floor of 0%. There were no changes in benefit terms from the amounts previously reported for fiscal years 2019-2021.

Changes in assumptions: There were no changes in methods and assumptions used in the calculation of actuarial determined contributions for fiscal years 2014-2016. For fiscal year 2017, the following changes of assumptions affected the total pension liability since the prior measurement date: (a) the assumed rate of inflation was reduced from 3.25% to 3.00%, (b) payroll growth assumption was reduced from 4.00% to 3.50%, (c) assumed real wage growth was reduced from 0.75% to 0.50%, (d) rates of withdrawal, retirement and disability were updated to reflect recent experience, (e) mortality among active members was updated to RP-2014 Blue Collar Mortality Table with fully generational projection and a five year age set-back for both males and females, (f) mortality among service retired members and beneficiaries was updated to the following RP-2014 Blue Collar Mortality Table with fully generational projection with Scale BB, 120% of male rates and 110% of female rates, (g) mortality among disabled members was updated to RP-2000 Disabled Mortality Table, 90% for male rates and 100% for female rates, set back five years is used for the period after disability retirement and (h) the discount rate was reduced from 7.75% to 7.50%. There were no changes in methods and assumptions used in the calculation of actuarial determined contributions for fiscal years 2018-2021.

*STATE TEACHERS RETIREMENT SYSTEM (STRS) OF OHIO*

Changes in benefit terms: There were no changes in benefit terms from the amounts reported for fiscal years 2014-2017. For fiscal year 2018, STRS decreased the Cost of Living Adjustment (COLA) to zero. There were no changes in benefit terms from amounts previously reported for fiscal years 2019-2021.

Changes in assumptions: There were no changes in methods and assumptions used in the calculation of actuarial determined contributions for fiscal years 2014-2017. For fiscal year 2018, the following changes of assumption affected the total pension liability since the prior measurement date: (a) the long-term expected rate of return was reduced from 7.75% to 7.45%, (b) the inflation assumption was lowered from 2.75% to 2.50%, (c) the payroll growth assumption was lowered to 3.00%, (d) total salary increases rate was lowered by decreasing the merit component of the individual salary increases, in addition to a decrease of 0.25% due to lower inflation, (e) the healthy and disabled mortality assumptions were updated to the RP-2014 mortality tables with generational improvement scale MP-2016 and (f) rates of retirement, termination and disability were modified to better reflect anticipated future experience. There were no changes in methods and assumptions used in the calculation of actuarial determined contributions for fiscal years 2019-2021.

---

OTHER POSTEMPLOYMENT BENEFITS (OPEB)

---

*SCHOOL EMPLOYEES RETIREMENT SYSTEM (SERS) OF OHIO*

Changes in benefit terms: There were no changes in benefit terms from the amounts previously reported for fiscal years 2017-2021.

(Continued)

**POLARIS CAREER CENTER  
CUYAHOGA COUNTY, OHIO**

NOTES TO THE REQUIRED SUPPLEMENTARY INFORMATION (CONTINUED)  
FOR THE FISCAL YEAR ENDED JUNE 30, 2021  
(SEE ACCOUNTANT'S COMPILATION REPORT)

OTHER POSTEMPLOYMENT BENEFITS (OPEB) (Continued)

Changes in assumptions: There were no changes in methods and assumptions used in the calculation of actuarial determined contributions for fiscal year 2017. For fiscal year 2018, the following changes of assumptions affected the total OPEB liability since the prior measurement date: (a) assumed rate of inflation was reduced from 3.25% to 3.00%, (b) payroll growth assumption was reduced from 4.00% to 3.50%, (c) assumed real wage growth was reduced from 0.75% to 0.50%, (d) rates of withdrawal, retirement, and disability were updated to reflect recent experience, (e) mortality among active members was updated to the following: RP-2014 Blue Collar Mortality Table with fully generational projection and a five-year age set-back for both males and females, (f) mortality among service retired members and beneficiaries was updated to the following: RP-2014 Blue Collar Mortality Table with fully generational projection with Scale BB, 120% of male rates, and 110% of female rates, (g) mortality among disabled members was updated to the following: RP-2000 Disabled Mortality Table, 90% for male rates and 100% for female rates, set back five years is used for the period after disability retirement, (h) the municipal bond index rate increased from 2.92% to 3.56% and (i) the single equivalent interest rate, net of plan investment expense, including price inflation increased from 2.98% to 3.63%. For fiscal year 2019, the following changes of assumptions affected the total OPEB liability since the prior measurement date: (a) the discount rate increased from 3.63% to 3.70%, (b) the health care cost trend rates for Medicare were changed from a range of 5.50%-5.00% to a range of 5.375%-4.75% and Pre-Medicare were changed from a range of 7.50%-5.00% to a range of 7.25%-4.75%, (c) the municipal bond index rate increased from 3.56% to 3.62% and (d) the single equivalent interest rate, net of plan investment expense, including price inflation increased from 3.63% to 3.70%. For fiscal year 2020, the following changes of assumptions affected the total OPEB liability since the prior measurement date: (a) the discount rate decreased from 3.70% to 3.22%, (b) the health care cost trend rates for Medicare were changed from a range of 5.375%-4.75% to a range of 5.25%-4.75% and Pre-Medicare were changed from a range of 7.25%-4.75% to a range of 7.00%-4.75%, (c) the municipal bond index rate decreased from 3.62% to 3.13% and (d) the single equivalent interest rate, net of plan investment expense, including price inflation decreased from 3.70% to 3.22%. For fiscal year 2021, the following changes of assumptions affected the total OPEB liability since the prior measurement date: (a) the discount rate decreased from 3.22% to 2.63% and (b) the municipal bond index rate decreased from 3.13% to 2.45%.

*STATE TEACHERS RETIREMENT SYSTEM (STRS) OF OHIO*

Changes in benefit terms: There were no changes in benefit terms from the amounts previously reported for fiscal year 2017. For fiscal year 2018, STRS reduced the subsidy multiplier for non-Medicare benefit recipients from 2.1% to 1.9% per year of service. Medicare Part B premium reimbursements were discontinued for certain survivors and beneficiaries and all remaining Medicare Part B premium reimbursements will be discontinued beginning January 2019. For fiscal year 2019, STRS increased the subsidy multiplier for non-Medicare benefit recipients from 1.9% to 1.944% per year of service effective January 1, 2019. The non-Medicare frozen subsidy base premium was increased January 1, 2019 and all remaining Medicare Part B premium reimbursements will be discontinued beginning January 1, 2020. For fiscal year 2020, STRS increased the subsidy percentage from 1.944% to 1.984% effective January 1, 2020. The Medicare subsidy percentages were adjusted effective January 1, 2021 to 2.1% for the Medicare plan. The Medicare Part B monthly reimbursement elimination date was postponed to January 1, 2021. For fiscal year 2021, the non-Medicare subsidy percentage was increased effective January 1, 2021 from 1.984% to 2.055% per year of service. The non-Medicare frozen subsidy base premium was increased effective January 1, 2021. The Medicare subsidy percentages were adjusted effective January 1, 2021 to 2.1% for the AMA Medicare plan. The Medicare Part B monthly reimbursement elimination date was postponed indefinitely.

Changes in assumptions: There were no changes in methods and assumptions used in the calculation of actuarial determined contributions for fiscal year 2017. For fiscal year 2018, the following changes of assumptions affected the total OPEB liability since the prior measurement date: (a) the discount rate was increased from 3.26% to 4.13% based on the methodology defined under GASB Statement No. 74, Financial Reporting for Postemployment Benefit Plans Other Than Pension Plans (OPEB), (b) the long term expected rate of return was reduced from 7.75% to 7.45%, (c) valuation year per capita health care costs were updated, and the salary scale was modified, (d) the percentage of future retirees electing each option was updated based on current data and the percentage of future disabled retirees and terminated vested participants electing health coverage were decreased and (e) the assumed mortality, disability, retirement, withdrawal and future health care cost trend rates were modified along with the portion of rebated prescription drug costs. For fiscal year 2019, the following changes of assumptions affected the total OPEB liability/asset since the prior measurement date: (a) the discount rate was increased from the blended rate of 4.13% to the long-term expected rate of return of 7.45% based on the methodology defined under GASB Statement No. 74, Financial Reporting for Postemployment Benefit Plans Other Than Pension Plans (OPEB) and (b) decrease in health care cost trend rates from 6.00%-11.00% initial; 4.50% ultimate down to Medical Pre-Medicare 6.00% and Medicare 5.00% initial; 4.00% ultimate and Prescription Drug Pre-Medicare 8.00% and Medicare (5.23%) initial; 4.00% ultimate. For fiscal year 2020, health care cost trend rates were changed to the following: medical pre-Medicare from 6.00% initial - 4.00% ultimate up to 5.87% initial - 4.00% ultimate; medical Medicare from 5.00% initial - 4.00% ultimate down to 4.93% initial - 4.00% ultimate; prescription drug pre-Medicare from 8.00% initial - 4.00% ultimate down to 7.73% initial - 4.00% ultimate and (5.23%) initial - 4.00% ultimate up to 9.62% initial - 4.00% ultimate. For fiscal year 2021, health care cost trend rates were changed to the following: medical pre-Medicare from 5.87% initial - 4.00% ultimate down to 5.00% initial - 4.00% ultimate; medical Medicare from 4.93% initial - 4.00% ultimate down to 9.62% initial - 4.00% ultimate up to 11.87% initial - 4.00% ultimate.

**This page intentionally left blank.**

**POLARIS CAREER CENTER  
CUYAHOGA COUNTY**

**SCHEDULE OF FEDERAL AWARDS EXPENDITURES  
FOR THE YEAR ENDED JUNE 30, 2021**

<b>FEDERAL GRANTOR</b> <i>Pass Through Grantor</i> Program Title	Year	Federal AL Number	Expenditures
<b><u>U.S. DEPARTMENT OF EDUCATION</u></b>			
<b><i>Direct Assistance Programs</i></b>			
Student Financial Assistance Cluster			
Federal Pell Grant Program	2021	84.063	\$ 329,015
Subtotal Federal Pell Grant Program			<u>329,015</u>
Federal Direct Student Loans	2021	84.268	462,255
Subtotal Direct Student Loans			<u>462,255</u>
Total Student Financial Assistance Cluster			791,270
<b><i>Passed Through Ohio Department of Education</i></b>			
Adult Education - Basic Grants to States (Aspire)	2020	84.002	18,563
Adult Education - Basic Grants to States (Aspire)	2021	84.002	321,878
Subtotal Adult Education - Basic Grants to States (Aspire)			<u>340,441</u>
Adult Education - Basic Grants to States (IELCE/IET)	2020	84.002	633
Adult Education - Basic Grants to States (IELCE/IET)	2021	84.002	16,246
Subtotal Adult Education -Basic Grants to States (IELCD/IET)			<u>16,879</u>
Total Adult Education - Basic Grants to States			357,320
<b><i>Passed Through Ohio Department of Education</i></b>			
Career and Technical Education - Basic Grants to States (Carl D. Perkins) - HS	2020	84.048	17,967
Career and Technical Education - Basic Grants to States (Carl D. Perkins) - HS	2021	84.048	284,702
Subtotal Career and Technical Education - Basic Grants to States (Carl D. Perkins) - HS			<u>302,669</u>
Career and Technical Education - Basic Grants to States (Carl D. Perkins) - Adult Ed.	2021	84.048	138,182
Subtotal Career and Technical Education - Basic Grants to States (Carl D. Perkins) - Adult Ed.			<u>138,182</u>
Total Career and Technical Education - Basic Grants to States			440,851
<b><i>Passed Through Ohio Department of Education</i></b>			
COVID-19 Coronavirus Relief Funds - High School	2021	21.019	26,046
COVID-19 Coronavirus Relief Funds - Adult Ed	2021	21.019	38,708
COVID -19 Coronavirus Relief Funds - Broadband Grant	2021	21.019	4,130
Total COVID-19 Coronavirus Relief Funds			<u>68,884</u>
<b><i>Passed Through Ohio Department of Education</i></b>			
COVID-19 Higher Education Emergency Relief Funds - Student Grants	2020	84.425E	19,723
COVID-19 Higher Education Emergency Relief Funds - Student Grants	2021	84.425E	115,723
COVID-19 Higher Education Emergency Relief Funds - Institutional Grant	2021	84.425F	299,248
COVID-19 Higher Education Emergency Relief Fund - FIPSE	2021	84.425N	268,554
Total COVID-19 Higher Education Emergency Relief Funds			<u>703,248</u>
Total U.S. Department of Education			<u>2,361,573</u>
<b>Total Federal Financial Assistance</b>			<b><u>\$ 2,361,573</u></b>

*The accompanying notes are an integral part of this schedule.*

**POLARIS CAREER CENTER  
CUYAHOGA COUNTY**

**NOTES TO THE SCHEDULE OF FEDERAL AWARDS EXPENDITURES  
2 CFR 200.510(b)(6)  
FOR THE YEAR ENDED JUNE 30, 2021**

**NOTE A – BASIS OF PRESENTATION**

The accompanying Schedule of Federal Awards Expenditures (the Schedule) includes the federal award activity of Polaris Career Center (the Center) under programs of the federal government for the year ended June 30, 2021. The information on this Schedule is prepared in accordance with the requirements of Title 2 U.S. Code of Federal Regulations Part 200, *Uniform Administrative Requirements, Cost Principles, and Audit Requirements for Federal Awards* (Uniform Guidance). Because the Schedule presents only a selected portion of the operations of the Center, it is not intended to and does not present the financial position, changes in net position, or cash flows of the Center.

**NOTE B – SUMMARY OF SIGNIFICANT ACCOUNTING POLICIES**

Expenditures reported on the Schedule are reported on the cash basis of accounting. Such expenditures are recognized following the cost principles contained in Uniform Guidance wherein certain types of expenditures may or may not be allowable or may be limited as to reimbursement.

**NOTE C – INDIRECT COST RATE**

The Center has elected not to use the 10-percent de minimis indirect cost rate as allowed under the Uniform Guidance.



# OHIO AUDITOR OF STATE KEITH FABER



88 East Broad Street  
Columbus, Ohio 43215  
ContactUs@ohioauditor.gov  
(800) 282-0370

## INDEPENDENT AUDITOR'S REPORT ON INTERNAL CONTROL OVER FINANCIAL REPORTING AND ON COMPLIANCE AND OTHER MATTERS REQUIRED BY GOVERNMENT AUDITING STANDARDS

Polaris Career Center  
Cuyahoga County  
7285 Old Oak Boulevard  
Middleburg Heights, Ohio 44130

To the Board of Education:

We have audited, in accordance with auditing standards generally accepted in the United States and the Comptroller General of the United States' *Government Auditing Standards*, the financial statements of the governmental activities, the business-type activities, each major fund, and the aggregate remaining fund information of the Polaris Career Center, Cuyahoga County, (the Center) as of and for the year ended June 30, 2021, and the related notes to the financial statements, which collectively comprise the Center's basic financial statements and have issued our report thereon dated April 22, 2022, wherein we noted the financial impact of COVID-19 and the continuing emergency measures which may impact subsequent periods of the Center.

### ***Internal Control Over Financial Reporting***

As part of our financial statement audit, we considered the Center's internal control over financial reporting (internal control) as a basis for designing audit procedures appropriate in the circumstances to the extent necessary to support our opinions on the financial statements, but not to the extent necessary to opine on the effectiveness of the Center's internal control. Accordingly, we have not opined on it.

A *deficiency in internal control* exists when the design or operation of a control does not allow management or employees, when performing their assigned functions, to prevent, or detect and timely correct misstatements. A *material weakness* is a deficiency, or combination of internal control deficiencies resulting in a reasonable possibility that internal control will not prevent or detect and timely correct a material misstatement of the Center's financial statements. A *significant deficiency* is a deficiency, or a combination of deficiencies, in internal control that is less severe than a material weakness, yet important enough to merit attention by those charged with governance.

Our consideration of internal control was for the limited purpose described in the first paragraph of this section and was not designed to identify all internal control deficiencies that might be material weaknesses or significant deficiencies. Given these limitations, we did not identify any deficiencies in internal control that we consider material weaknesses. However, unidentified material weaknesses may exist.

***Compliance and Other Matters***

As part of reasonably assuring whether the Center's financial statements are free of material misstatement, we tested its compliance with certain provisions of laws, regulations, contracts, and grant agreements, noncompliance with which could directly and materially affect the financial statements. However, opining on compliance with those provisions was not an objective of our audit and accordingly, we do not express an opinion. The results of our tests disclosed no instances of noncompliance or other matters we must report under *Government Auditing Standards*.

***Purpose of this Report***

This report only describes the scope of our internal control and compliance testing and our testing results, and does not opine on the effectiveness of the Center's internal control or on compliance. This report is an integral part of an audit performed under *Government Auditing Standards* in considering the Center's internal control and compliance. Accordingly, this report is not suitable for any other purpose.



Keith Faber  
Auditor of State  
Columbus, Ohio

April 22, 2022

# OHIO AUDITOR OF STATE KEITH FABER



88 East Broad Street  
Columbus, Ohio 43215  
ContactUs@ohioauditor.gov  
(800) 282-0370

## INDEPENDENT AUDITOR'S REPORT ON COMPLIANCE WITH REQUIREMENTS APPLICABLE TO THE MAJOR FEDERAL PROGRAM AND ON INTERNAL CONTROL OVER COMPLIANCE REQUIRED BY THE UNIFORM GUIDANCE

Polaris Career Center  
Cuyahoga County  
7285 Old Oak Boulevard  
Middleburg Heights, Ohio 44130

To the Board of Education:

### ***Report on Compliance for the Major Federal Program***

We have audited Polaris Career Center's (the Center) compliance with the applicable requirements described in the U.S. Office of Management and Budget (OMB) *Compliance Supplement* that could directly and materially affect Polaris Career Center's major federal program for the year ended June 30, 2021. The *Summary of Auditor's Results* in the accompanying schedule of findings identifies the Center's major federal program.

### ***Management's Responsibility***

The Center's Management is responsible for complying with federal statutes, regulations, and the terms and conditions of its federal awards applicable to its federal program.

### ***Auditor's Responsibility***

Our responsibility is to opine on the Center's compliance for the Center's major federal program based on our audit of the applicable compliance requirements referred to above. Our compliance audit followed auditing standards generally accepted in the United States of America; the standards for financial audits included in the Comptroller General of the United States' *Government Auditing Standards*; and the audit requirements of Title 2 U.S. *Code of Federal Regulations* Part 200, *Uniform Administrative Requirements, Cost Principles, and Audit Requirements for Federal Awards* (Uniform Guidance). These standards and the Uniform Guidance require us to plan and perform the audit to reasonably assure whether noncompliance with the applicable compliance requirements referred to above that could directly and materially affect a major federal program occurred. An audit includes examining, on a test basis, evidence about the Center's compliance with those requirements and performing such other procedures as we considered necessary in the circumstances.

We believe our audit provides a reasonable basis for our compliance opinion on the Center's major program. However, our audit does not provide a legal determination of the Center's compliance.

***Opinion on the Major Federal Program***

In our opinion, Polaris Career Center complied, in all material respects with the compliance requirements referred to above that could directly and materially affect its major federal program for the year ended June 30, 2021.

***Report on Internal Control Over Compliance***

The Center's management is responsible for establishing and maintaining effective internal control over compliance with the applicable compliance requirements referred to above. In planning and performing our compliance audit, we considered the Center's internal control over compliance with the applicable requirements that could directly and materially affect a major federal program, to determine our auditing procedures appropriate for opining on each major federal program's compliance and to test and report on internal control over compliance in accordance with the Uniform Guidance, but not to the extent needed to opine on the effectiveness of internal control over compliance. Accordingly, we have not opined on the effectiveness of the Center's internal control over compliance.

*A deficiency in internal control over compliance* exists when the design or operation of a control over compliance does not allow management or employees, when performing their assigned functions, to prevent, or to timely detect and correct, noncompliance with a federal program's applicable compliance requirement. *A material weakness in internal control over compliance* is a deficiency, or combination of deficiencies, in internal control over compliance, such that there is a reasonable possibility that material noncompliance with a federal program compliance requirement will not be prevented, or timely detected and corrected. *A significant deficiency in internal control over compliance* is a deficiency, or a combination of deficiencies, in internal control over compliance with federal program's applicable compliance requirement that is less severe than a material weakness in internal control over compliance, yet important enough to merit attention by those charged with governance.

Our consideration of internal control over compliance was for the limited purpose described in the first paragraph of this section and would not necessarily identify all deficiencies in internal control over compliance that might be material weaknesses or significant deficiencies. We did not identify any deficiencies in internal control over compliance that we consider to be material weaknesses. However, material weaknesses may exist that have not been identified.

This report only describes the scope of our internal control over compliance tests and the results of this testing based on Uniform Guidance requirements. Accordingly, this report is not suitable for any other purpose.



Keith Faber  
Auditor of State  
Columbus, Ohio

April 22, 2022

**POLARIS CAREER CENTER  
CUYAHOGA COUNTY**

**SCHEDULE OF FINDINGS  
2 CFR § 200.515  
JUNE 30, 2021**

**1. SUMMARY OF AUDITOR'S RESULTS**

<b>(d)(1)(i)</b>	<b>Type of Financial Statement Opinion</b>	Unmodified
<b>(d)(1)(ii)</b>	<b>Were there any material weaknesses in internal control reported at the financial statement level (GAGAS)?</b>	No
<b>(d)(1)(ii)</b>	<b>Were there any significant deficiencies in internal control reported at the financial statement level (GAGAS)?</b>	No
<b>(d)(1)(iii)</b>	<b>Was there any reported material noncompliance at the financial statement level (GAGAS)?</b>	No
<b>(d)(1)(iv)</b>	<b>Were there any material weaknesses in internal control reported for major federal programs?</b>	No
<b>(d)(1)(iv)</b>	<b>Were there any significant deficiencies in internal control reported for major federal programs?</b>	No
<b>(d)(1)(v)</b>	<b>Type of Major Programs' Compliance Opinion</b>	Unmodified
<b>(d)(1)(vi)</b>	<b>Are there any reportable findings under 2 CFR § 200.516(a)?</b>	No
<b>(d)(1)(vii)</b>	<b>Major Programs (list):</b>	<u>Higher Education Emergency Relief Fund (HEERF):</u> AL #84.425E – HEERF Student Aid Portion; AL #84.425F – HEERF Institutional Portion; AL #84.425N – HEERF Fund for the Improvement of Postsecondary Education (FIPSE) Formula Grant
<b>(d)(1)(viii)</b>	<b>Dollar Threshold: Type A/B Programs</b>	Type A: > \$ 750,000 Type B: all others
<b>(d)(1)(ix)</b>	<b>Low Risk Auditee under 2 CFR § 200.520?</b>	Yes

**2. FINDINGS RELATED TO THE FINANCIAL STATEMENTS  
REQUIRED TO BE REPORTED IN ACCORDANCE WITH GAGAS**

None.

**3. FINDINGS AND QUESTIONED COSTS FOR FEDERAL AWARDS**

None.

# OHIO AUDITOR OF STATE KEITH FABER



**POLARIS CAREER CENTER**

**CUYAHOGA COUNTY**

**AUDITOR OF STATE OF OHIO CERTIFICATION**

This is a true and correct copy of the report, which is required to be filed pursuant to Section 117.26, Revised Code, and which is filed in the Office of the Ohio Auditor of State in Columbus, Ohio.



**Certified for Release 5/10/2022**

88 East Broad Street, Columbus, Ohio 43215  
Phone: 614-466-4514 or 800-282-0370

This report is a matter of public record and is available online at  
[www.ohioauditor.gov](http://www.ohioauditor.gov)