


HOCKING COUNTY

SINGLE AUDIT

FOR THE YEAR ENDED DECEMBER 31, 2020



Millhuff-Stang

CERTIFIED PUBLIC ACCOUNTANT

Millhuff-Stang, CPA, Inc.

8841 Ohio River Road / Wheelersburg, Ohio 45694 / Phone: 740.876.8548
45 West Second Street, Suite D / Chillicothe, Ohio 45601 / Phone: 740.851.4978

Fax: 888.876.8549

natalie@millhuffstangcpa.com / roush@millhuffstangcpa.com

www.milhuffstangcpa.com

OHIO AUDITOR OF STATE
KEITH FABER



88 East Broad Street
Columbus, Ohio 43215
IPAReport@ohioauditor.gov
(800) 282-0370

Board of County Commissioners
Hocking County
1 East Main Street
Logan, Ohio 43138

We have reviewed the *Independent Auditor's Report* of Hocking County, prepared by Millhuff-Stang, CPA, Inc., for the audit period January 1, 2020 through December 31, 2020. Based upon this review, we have accepted these reports in lieu of the audit required by Section 117.11, Revised Code. The Auditor of State did not audit the accompanying financial statements and, accordingly, we are unable to express, and do not express an opinion on them

Our review was made in reference to the applicable sections of legislative criteria, as reflected by the Ohio Constitution, and the Revised Code, policies, procedures and guidelines of the Auditor of State, regulations and grant requirements. Hocking County is responsible for compliance with these laws and regulations.

A handwritten signature in cursive script that reads "Keith Faber".

Keith Faber
Auditor of State
Columbus, Ohio

February 09, 2022

This page intentionally left blank.

Hocking County Financial Condition
Table of Contents
For the Year Ended December 31, 2020

<u>Title</u>	<u>Page</u>
Independent Auditor’s Report.....	1
Management’s Discussion and Analysis.....	4
Basic Financial Statements:	
Government-Wide Financial Statements	
Statement of Net Position	13
Statement of Activities.....	14
Fund Financial Statements	
Balance Sheet – Governmental Funds	16
Reconciliation of Total Governmental Fund Balances To Net Position of Governmental Activities.....	17
Statement of Revenues, Expenditures and Changes In Fund Balances – Governmental Funds	18
Reconciliation of Statement of Revenues, Expenditures and Changes In Fund Balances of Governmental Funds to the Statement of Activities	19
Statement of Revenues, Expenditures and Changes in Fund Balance – Budget and Actual – (Non-GAAP Budgetary Basis) – General Fund.....	20
Statement of Revenues, Expenditures and Changes in Fund Balance – Budget and Actual – (Non-GAAP Budgetary Basis) – Motor Vehicle Gas Tax Fund.....	21
Statement of Revenues, Expenditures and Changes in Fund Balance – Budget and Actual – (Non-GAAP Budgetary Basis) – Board of Developmental Disabilities Fund.....	22
Statement of Revenues, Expenditures and Changes in Fund Balance – Budget and Actual – (Non-GAAP Budgetary Basis) – Emergency Medical Services Fund.....	23
Statement of Fund Net Position – Proprietary Fund	24
Statement of Revenues, Expenses and Changes in Fund Net Position – Proprietary Fund	25
Statement of Cash Flows – Proprietary Fund	26
Statement of Fiduciary Net Position – Fiduciary Funds	27
Statement of Changes in Fiduciary Net Position – Fiduciary Funds	28
Notes to the Basic Financial Statements	29

Required Supplementary Information:

Schedule of the County's Proportionate Share of the Net Pension Liability-Last Seven Years	99
Schedule of the County's Pension Contributions – Last Ten Years.....	100
Schedule of the County's Proportionate Share of the Net OPEB Liability – Last Four Years.....	101
Schedule of the County's OPEB Contributions – Last Five Years	102
Notes to the Required Supplementary Information.....	103
Schedule of Federal Awards Expenditures.....	105
Notes to the Schedule of Federal Awards Expenditures	107
Report on Internal Control Over Financial Reporting and on Compliance and Other Matters Based on an Audit of Financial Statements Performed in Accordance With <i>Government Auditing Standards</i>	108
Report on Compliance For Each Major Federal Program and on Internal Control Over Compliance Required by the Uniform Guidance	110
Schedule of Findings and Questioned Costs	112
Corrective Action Plan	114

Independent Auditor's Report

Board of Commissioners
Hocking County
1 East Main Street
Logan, Ohio 43138

Report on the Financial Statements

We have audited the accompanying financial statements of the governmental activities, the business-type activities, the discretely presented component unit, each major fund, and the aggregate remaining fund information of Hocking County, Ohio (the County), as of and for the year ended December 31, 2020, and the related notes to the financial statements, which collectively comprise the County's basic financial statements as listed in the table of contents.

Management's Responsibility for the Financial Statements

Management is responsible for the preparation and fair presentation of these financial statements in accordance with accounting principles generally accepted in the United States of America; this includes the design, implementation, and maintenance of internal control relevant to the preparation and fair presentation of financial statements that are free from material misstatement, whether due to fraud or error.

Auditor's Responsibility

Our responsibility is to express opinions on these financial statements based on our audit. We did not audit the financial statements of the Hocking Valley Community Hospital, which is the sole discretely presented component unit. Those statements were audited by another auditor whose report has been furnished to us and our opinion, insofar as it relates to the amounts included for the Hocking Valley Community Hospital is based solely on the reports of the other auditor. We conducted our audit in accordance with auditing standards generally accepted in the United States of America and the standards applicable to financial audits contained in *Government Auditing Standards*, issued by the Comptroller General of the United States. Those standards require that we plan and perform the audit to obtain reasonable assurance about whether the financial statements are free from material misstatement.

An audit involves performing procedures to obtain audit evidence about the amounts and disclosures in the financial statements. The procedures selected depend on the auditor's judgment, including the assessment of the risks of material misstatement of the financial statements, whether due to fraud or error. In making those risk assessments, the auditor considers internal control relevant to the entity's preparation and fair presentation of the financial statements in order to design audit procedures that are appropriate in the circumstances, but not for the purpose of expressing an opinion on the effectiveness of the entity's internal control. Accordingly, we express no such opinion. An audit also includes evaluating the appropriateness of accounting policies used and the reasonableness of significant accounting estimates made by management, as well as evaluating the overall presentation of the financial statements.

We believe that the audit evidence we have obtained is sufficient and appropriate to provide a basis for our audit opinions.

Opinions

In our opinion, based on our audit and the report of another auditor, the financial statements referred to above present fairly, in all material respects, the respective financial position of the governmental activities, the business-type activities, the discretely presented component unit, each major fund, and the aggregate remaining fund information of Hocking County, Ohio, as of December 31, 2020, and the respective changes in financial position and, where applicable, cash flows thereof and the respective budgetary comparison for the General Fund, Motor Vehicle Gas Tax Fund, Board of Developmental Disabilities Fund, and Emergency Medical Services Fund thereof for the year then ended in accordance with accounting principles generally accepted in the United States of America.

Emphasis of Matter

As discussed in note 22 and 24.20 to the financial statements, the financial impact of COVID-19 and the continuing emergency measures will impact subsequent periods of the County and its component unit Hocking Valley Community Hospital. We did not modify our opinion regarding this matter.

As discussed in note 19 to the financial statements, during fiscal year 2020, the County has implemented Governmental Accounting Standards Board (GASB) Statement No. 84, Fiduciary Activities. The 2020 financial statements have been restated due to this implementation. We did not modify our opinion regarding this matter.

Other Matters

Required Supplementary Information

Accounting principles generally accepted in the United States of America require that the management's discussion and analysis on pages 4 through 11, the schedule of the County's proportionate share of the net pension and OPEB liabilities, and the schedule of County contributions on pages 99 through 102 be presented to supplement the basic financial statements. Such information, although not a part of the basic financial statements, is required by the Governmental Accounting Standards Board who considers it to be an essential part of financial reporting for placing the basic financial statements in an appropriate operational, economic, or historical context. We have applied certain limited procedures to the required supplementary information in accordance with auditing standards generally accepted in the United States of America, which consisted of inquiries of management about the methods of preparing the information and comparing the information for consistency with management's responses to our inquiries, the basic financial statements, and other knowledge we obtained during our audit of the basic financial statements. We do not express an opinion or provide any assurance on the information because the limited procedures do not provide us with sufficient evidence to express an opinion or provide any assurance.

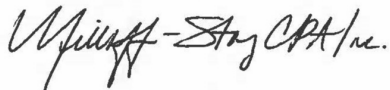
Other Information

Our audit was conducted for the purpose of forming opinions on the financial statements that collectively comprise the County's basic financial statements. The Schedule of Federal Award Expenditures (the Schedule) as required by Title 2 U.S. *Code of Federal Regulations* (CFR) Part 200, *Uniform Administrative Requirements, Cost Principles, and Audit Requirements for Federal Awards* (Uniform Guidance) is presented for purposes of additional analysis and is not a required part of the financial statements.

The Schedule is the responsibility of management and was derived from and relates directly to the underlying accounting and other records used to prepare the basic financial statements. Such information has been subjected to the auditing procedures applied in the audit of the basic financial statements and certain additional procedures, including comparing and reconciling such information directly to the underlying accounting and other records used to prepare the basic financial statements or to the basic financial statements themselves, and other additional procedures in accordance with auditing standards generally accepted in the United States of America. In our opinion, the Schedule is fairly stated, in all material respects, in relation to the basic financial statements taken as a whole.

Other Reporting Required by *Government Auditing Standards*

In accordance with *Government Auditing Standards*, we have also issued our report dated January 11, 2022, on our consideration of the County's internal control over financial reporting and on our tests of its compliance with certain provisions of laws, regulations, contracts, and grant agreements and other matters. The purpose of that report is to describe the scope of our testing of internal control over financial reporting and compliance and the results of that testing, and not to provide an opinion on the effectiveness of the County's internal control over financial reporting or on compliance. That report is an integral part of an audit performed in accordance with *Government Auditing Standards* in considering the County's internal control over financial reporting and compliance.



Millhuff-Stang, CPA, Inc.
Wheelersburg, Ohio

January 11, 2022

Hocking County
Management's Discussion and Analysis
For the Year Ended December 31, 2020
Unaudited

The discussion and analysis of Hocking County's financial performance provides an overall review of the County's financial activities for the year ended December 31, 2020. The intent of this discussion and analysis is to look at the County's financial performance as a whole; readers should also review the basic financial statements and the notes to the basic financial statements to enhance their understanding of the County's financial performance.

Financial Highlights

Key financial highlights for 2020 are as follows:

Overall:

Total net position increased \$7,018,137.

Total revenue was \$38,882,602 in 2020.

Total program expenses were \$31,864,465 in 2020.

Governmental Activities:

Total revenue was \$36,576,062 in 2020, while program expenses were \$31,449,574.

Program expenses were primarily composed of health, public works, public safety, legislative and executive, judicial, and human services, where expenses were \$6,777,902, \$5,510,824, \$8,353,366, \$5,320,179, \$3,795,458, and \$1,212,792, respectively, in 2020.

Business-Type Activities:

Program revenues were \$2,306,540 for business-type activities, while corresponding expenses were \$414,891.

Using these Basic Financial Statements

These basic financial statements consist of a series of financial statements and notes to those statements. These statements are organized so the reader can understand Hocking County as a financial whole, an entire operating entity. The statements then proceed to provide an increasingly detailed look at specific financial activities.

The statement of net position and statement of activities provide information about the activities of the whole County, presenting both an aggregate view of the County's finances and a longer-term view of those finances. Fund financial statements provide the next level of detail. For governmental funds, these statements tell how services were financed in the short-term and what remains for future spending. The fund financial statements also look at the County's most significant funds with all other non-major funds presented in total in one column. In the case of Hocking County, the General Fund, the Motor Vehicle Gas Tax Fund, the Board of Developmental Disabilities Fund, and the Emergency Medical Services Fund are the major governmental funds for the County. The Sewer Fund is the County's major Enterprise Fund.

Hocking County
Management's Discussion and Analysis
For the Year Ended December 31, 2020
Unaudited

Reporting the County as a Whole

Statement of Net Position and the Statement of Activities

While this document contains a large number of funds used by the County to provide programs and activities, the view of the County as a whole looks at all financial transactions and asks the question, "How did we do financially during 2020?" The statement of net position and the statement of activities answer this question. These statements include *all assets, liabilities, and deferred inflows and outflows of resources* using the *accrual basis of accounting* similar to the accounting used by most private-sector companies. This basis of accounting takes into account all of the current year's revenues and expenses regardless of when cash is received or paid. These two statements report the County's *net position* and changes in net position. This change in net position is important because it tells the reader, for the County as a whole, whether the *financial position* of the County has improved. The causes of this change may be the result of many factors, some financial, some not. Non-financial factors include the County's property tax base, current property tax laws in Ohio restricting revenue growth, facility conditions, required or mandated programs and other factors.

In the statement of net position and the statement of activities, the County is divided into three distinct kinds of activities:

- Governmental Activities – Most of the County's programs and services are reported here including general government (legislative and executive and judicial), public safety, public works, health, human services, economic development and assistance, and conservation and recreation.
- Business-Type Activities – These services are provided on a charge for goods or services basis to recover all of the expenses of the goods or services provided. The County's wastewater treatment operations are reported as business-type activities.
- Component Units – The Hocking Valley Community Hospital is reported as a component unit of the County as more fully described in Note 1 to the basic financial statements.

Reporting the County's Most Significant Funds

Fund Financial Statements

The analysis of the County's major funds begins on page 9. Fund financial statements provide detailed information about the County's major funds. The County uses many funds to account for a multitude of financial transactions. However, these fund financial statements focus on the County's most significant funds. The County's major governmental funds are the General Fund, the Motor Vehicle Gas Tax Fund, the Board of Developmental Disabilities Fund, and the Emergency Medical Services Fund. The County's major enterprise fund is the Sewer Fund.

Governmental Funds Most of the County's activities are reported in governmental funds, which focus on how money flows into and out of those funds and the balances left at year-end available for spending in future periods. These funds are reported using an accounting method called *modified accrual*, which measures cash and all other *financial assets* that can readily be converted to cash. The governmental fund statements provide a detailed *short-term view* of the County's general government operations and the basic services it provides. Governmental fund information helps you determine whether there are more or fewer financial resources that can be spent in the near future to finance various County programs. The relationship (or differences) between governmental *activities* (reported in the statement of net position and the statement of activities) and governmental *funds* is reconciled in the financial statements.

Proprietary Funds Proprietary funds use the same basis of accounting as business-type activities; therefore, these statements will essentially match the information provided in the statements for the County as a whole.

Hocking County
Management's Discussion and Analysis
For the Year Ended December 31, 2020
Unaudited

The County as a Whole

Recall that the statement of net position provides the perspective of the County as a whole. Table 1 provides a summary of the County's net position for 2020 compared to the prior year:

Table 1
Net Position

	Governmental Activities		Business-Type Activities		Totals	
	2020	2019*	2020	2019	2020	2019*
<i>Assets</i>						
Current & Other Assets	\$ 32,807,599	\$ 26,787,826	\$ 395,197	\$ 1,321,049	\$ 33,202,796	\$ 28,108,875
Capital Assets, Net	31,876,373	30,302,617	11,836,021	8,377,109	43,712,394	38,679,726
Total Assets	64,683,972	57,090,443	12,231,218	9,698,158	76,915,190	66,788,601
<i>Deferred Outflows of Resources</i>						
Pensions	2,575,349	6,436,998	30,461	40,874	2,605,810	6,477,872
OPEB	1,665,504	852,979	19,096	9,347	1,684,600	862,326
Total Deferred Outflows	4,240,853	7,289,977	49,557	50,221	4,290,410	7,340,198
<i>Liabilities</i>						
Current and Other Liabilities	2,069,687	832,945	352,759	1,059,591	2,422,446	1,892,536
Non-Current Liabilities:						
Due within One Year	366,092	365,798	18,131	24,945	384,223	390,743
Due in More than One Year:						
Net Pension Liability	14,833,289	20,777,091	97,705	107,333	14,930,994	20,884,424
Net OPEB Liability	9,916,267	9,456,157	65,960	49,325	9,982,227	9,505,482
Other Amounts	1,739,635	1,560,583	3,261,812	1,976,036	5,001,447	3,536,619
Total Liabilities	28,924,970	32,992,574	3,796,367	3,217,230	32,721,337	36,209,804
<i>Deferred Inflows of Resources</i>						
Taxes	9,619,789	10,608,310	-	-	9,619,789	10,608,310
Pensions	3,341,270	286,023	20,725	1,827	3,361,995	287,850
OPEB	1,516,591	64,341	9,391	134	1,525,982	64,475
Total Deferred Inflows of Resources	14,477,650	10,958,674	30,116	1,961	14,507,766	10,960,635
<i>Net Position</i>						
Net Investment in Capital Assets	30,971,333	29,361,505	8,234,178	5,406,991	39,205,511	34,768,496
Restricted	15,141,800	11,392,271	-	-	15,141,800	11,392,271
Unrestricted (Deficit)	(20,590,928)	(20,324,604)	220,114	1,122,197	(20,370,814)	(19,202,407)
Total Net Position	\$ 25,522,205	\$ 20,429,172	\$ 8,454,292	\$ 6,529,188	\$ 33,976,497	\$ 26,958,360

*As restated – See Note 19 of the notes to the basic financial statements for more information.

Total governmental activities assets increased by \$7,593,529. The increase in total assets is primarily due to increases in equity in pooled cash and cash equivalents and intergovernmental receivables which were partially offset by decreases in taxes receivable. Capital assets in the governmental activities increased \$1,573,756 from 2019 to 2020, due to additions which were partially offset by current year depreciation and disposals. Total assets in the business-type activities increased \$2,533,060 from 2019 to 2020, primarily due to capital asset additions which were partially offset by additional depreciation expense for capital assets placed in service in 2020 and decreases in intergovernmental receivables.

Current and other liabilities for governmental activities increased primarily due to increases in accounts payable, accrued wages and benefits payable and contracts payable. Current and other liabilities in business-type activities

Hocking County
Management's Discussion and Analysis
For the Year Ended December 31, 2020
Unaudited

decreased due to contracts payable related to the sewer line projects ongoing at the end of 2019 paid in 2020. Long-term liabilities in governmental activities decreased mainly due to decrease in Net Pension Liability. Long-term liabilities in business-type activities increased due to increases in OWDA loan debt for sewer construction projects.

Deferred outflows of resources for governmental activities decreased due to decreases in the deferred outflow related to pension due to actuarial calculations which was partially offset by increases in deferred outflows related to OPEB due to actuarial calculations. Deferred inflows of resources in governmental activities increased due to increases in deferred inflows related to Pension and OPEB due to actuarial calculations but was partially offset by decreases in deferred inflows for property taxes not levied to finance current year operations.

Table 2 shows the changes in net position for fiscal year 2020 and 2019.

	2020			2019		
	Governmental Activities	Business-Type Activities	Total	Governmental Activities	Business-Type Activities	Total
Revenues						
<i>Program Revenues:</i>						
Charges for Services and Sales	\$ 4,314,221	\$ 243,027	\$ 4,557,248	\$ 4,124,510	\$ 218,495	\$ 4,343,005
Operating Grants and Contributions	10,607,691	-	10,607,691	7,975,204	-	7,975,204
Capital Grants and Contributions	1,995,061	2,063,513	4,058,574	692,367	5,531,049	6,223,416
Total Program Revenues	16,916,973	2,306,540	19,223,513	12,792,081	5,749,544	18,541,625
<i>General Revenues:</i>						
Property Taxes	9,691,247	-	9,691,247	6,339,058	-	6,339,058
Sales Taxes	5,795,281	-	5,795,281	5,280,616	-	5,280,616
Grants and Entitlements	1,567,361	-	1,567,361	1,540,760	-	1,540,760
Other Taxes	1,554,992	-	1,554,992	-	-	-
Interest Earnings	331,203	-	331,203	428,896	-	428,896
Miscellaneous	719,005	-	719,005	325,132	6,953	332,085
Total General Revenues	19,659,089	-	19,659,089	13,914,462	6,953	13,921,415
Total Revenues	36,576,062	2,306,540	38,882,602	26,706,543	5,756,497	32,463,040
Program Expenses						
<i>General Government:</i>						
Legislative and Executive	5,320,179	-	5,320,179	3,641,323	-	3,641,323
Judicial	3,795,458	-	3,795,458	3,641,629	-	3,641,629
Public Safety	8,353,366	-	8,353,366	8,862,298	-	8,862,298
Public Works	5,510,824	-	5,510,824	5,269,868	-	5,269,868
Health	6,777,902	-	6,777,902	6,776,395	-	6,776,395
Human Services	1,212,792	-	1,212,792	1,319,077	-	1,319,077
Economic Development and Assistance	191,700	-	191,700	336,541	-	336,541
Conservation and Recreation	245,572	-	245,572	235,160	-	235,160
Interest and Fiscal Charges	41,781	-	41,781	46,917	-	46,917
Wastewater Treatment	-	414,891	414,891	-	280,129	280,129
Total Expenses	31,449,574	414,891	31,864,465	30,129,208	280,129	30,409,337
Transfers	(33,455)	33,455	-	-	-	-
Total Transfers	(33,455)	33,455	-	-	-	-
Change in Net Position	5,093,033	1,925,104	7,018,137	(3,422,665)	5,476,368	2,053,703
Net Position - Beginning of Year - Restated*	20,429,172	6,529,188	26,958,360	N/A	1,052,820	N/A
Net Position - End of Year	\$ 25,522,205	\$ 8,454,292	\$ 33,976,497	\$ 20,429,172	\$ 6,529,188	\$ 26,958,360

* As restated for the implementation of GASB 84, see Note 19 for additional information. Due to the immaterial impact on revenues and expenses, the restatement was limited to the January 1 net position only.

Hocking County
Management's Discussion and Analysis
For the Year Ended December 31, 2020
Unaudited

Governmental Activities

Governmental net position increased \$5,093,033 from 2019 to 2020. Total governmental activities revenues increased \$9,869,519 due primarily to increases in property taxes, sales taxes, capital grants for road and bridge projects from the Ohio Public Works Commission, operating grants due Cares Act monies in 2020 that were not received in prior years as well as an increase in intergovernmental receipts for the board of developmental disabilities, and other taxes due to the reclassification of the lodging tax fund from agency/custodial to governmental in accordance with GASB 84, as discussed in note 19 of the notes to the basic financial statements.

Expenses increased \$1,320,366 primarily due to GASB 84 classifications as noted above.

The County receives diverse types of revenues to provide for the vast number of programs provided by the County. Operating grants and contributions provide 29% of total revenues for governmental activities. Property taxes and sales taxes provide 26% and 16% of total revenues for governmental activities, respectively.

Health, public works, public safety, and general government legislative and executive comprise 22%, 18%, 27% and 17%, respectively, of total expenses for governmental activities.

The statement of activities shows the cost of program services and the charges for services and sales, grants, and contributions offsetting those services. Table 3 shows, for governmental activities, the total cost of services and the net cost of services. That is, it identifies the cost of these services supported by tax revenue and various unrestricted federal and state grants and entitlements.

Table 3
 Total Cost of Program Services
 Governmental Activities

	Total Cost of Services		Net Cost of Services	
	2020	2019	2020	2019
General Government - Legislative and Executive	\$ 5,320,179	\$ 3,641,323	\$ 3,340,884	\$ 2,579,640
General Government - Judicial	3,795,458	3,641,629	1,531,577	2,280,678
Public Safety	8,353,366	8,862,298	4,806,472	6,432,096
Public Works	5,510,824	5,269,868	(999,506)	440,981
Health	6,777,902	6,776,395	4,729,823	4,302,546
Human Services	1,212,792	1,319,077	856,439	1,066,897
Economic Development and Assistance	191,700	336,541	20,023	48,099
Conservation and Recreation	245,572	235,160	205,108	204,738
Interest and Fiscal Charges	41,781	46,917	41,781	(18,548)
Total Expenses	\$ 31,449,574	\$ 30,129,208	\$ 14,532,601	\$ 17,337,127

54% of governmental activities are supported through program revenues.

Hocking County
Management's Discussion and Analysis
For the Year Ended December 31, 2020
Unaudited

Business-Type Activities

Business-type activities include wastewater treatment.

For business-type activities, charges for services and sales increased \$24,532, capital grants and contributions decreased \$3,467,536 and wastewater treatment expenses increased \$134,762, resulting in an increase in net position of \$1,925,104. Charges for services and sales accounted for 10.5% of total revenues of \$2,306,540. The decrease in capital grants and contributions are due to less intergovernmental funding for sewer projects in 2020 than what was received in 2019.

The County's Funds

Information about the County's major governmental funds starts on page 16. These funds are accounted for using the modified accrual basis of accounting. All governmental funds had total revenues and other sources of \$36,905,646 and expenditures and other uses of \$32,199,981.

The net change in fund balance for the year was most significant in the Board of Developmental Disabilities Fund which experienced an increase in fund balance of \$2,193,411 primarily due to an increase in intergovernmental and tax revenues due to a new tax levy.

The General Fund experienced an increase in fund balance of \$1,898,420 due to revenues and other financing sources exceeding expenditures and other financing uses due to an increase in property tax revenues.

The Motor Vehicle Gas Tax Fund experienced an increase in fund balance of \$156,090 primarily due to revenues exceeding expenditures as the County expended less in capital outlay than in the prior year.

The Emergency Medical Services Fund experienced a increase in fund balance of \$8,574 due to revenues exceeding expenditures.

General Fund Budgeting Highlights

The County's budget is prepared according to Ohio law and is based on accounting for certain transactions on a basis of cash receipts, disbursements and encumbrances. The most significant budgeted fund is the General Fund.

During the course of fiscal year 2020 the County amended its General Fund budget numerous times, none significant.

For the General Fund, budget basis actual revenue and other financing sources were \$11,587,301, above final budget estimates of \$9,611,462. Tax revenues made up the majority of this difference.

Budget basis actual expenditures and other financing uses were \$10,571,206, below final budget estimates of \$11,368,900 which resulted in a \$797,694 difference. Of this difference, legislative and executive and judicial expenditures and transfers out made up the majority of the difference. Total actual expenditures and other financing uses on the budget basis were \$1,016,095 below revenues and other financing sources.

Hocking County
Management's Discussion and Analysis
For the Year Ended December 31, 2020
Unaudited

Capital Assets and Debt Administration

Capital Assets

At the end of fiscal 2020 the County had \$43,712,394 (net of accumulated depreciation) invested in construction in progress, land, land improvements, buildings, machinery and equipment, vehicles, infrastructure, a wastewater treatment plant and collection system; \$31,876,373 in governmental activities. Additional information regarding capital assets is shown in Note 7 to the basic financial statements. Tables 4.1 and 4.2 show fiscal 2020 and 2019 balances by governmental activities and business-type activities:

Table 4.1
 Capital Assets At December 31
 (Net of Depreciation)
 Governmental Activities

	2020	2019
Land	\$ 1,003,080	\$ 813,212
Construction in Progress	605,396	-
Land Improvements	243,098	122,994
Buildings	5,362,768	5,330,188
Machinery and Equipment	2,882,664	2,730,411
Vehicles	1,976,359	2,075,800
Infrastructure	19,803,008	19,230,012
Total	\$ 31,876,373	\$ 30,302,617

Table 4.2
 Capital Assets At December 31
 (Net of Depreciation)
 Business-Type Activities

	2020	2019
Land	\$ 29,000	\$ 29,000
Construction in Progress	5,811,865	7,534,236
Vehicle	12,815	17,941
Collection System	5,982,341	795,932
Total	\$ 11,836,021	\$ 8,377,109

Hocking County
Management's Discussion and Analysis
For the Year Ended December 31, 2020
Unaudited

Debt

At December 31, 2020 the County had \$773,768 in governmental activities long-term loans and notes, \$180,110 due within one year. At December 31, 2020, the County had \$3,262,450 in business-type activity bonds and loans, \$16,700 due within one year.

Tables 5 and 6 summarize bonds and notes/loans outstanding for the past two years:

Table 5
 Outstanding Debt At December 31
 Governmental Activities

	2020	2019
Long Term Notes/Loans	\$ 773,768	\$ 693,629
Total	\$ 773,768	\$ 693,629

Table 6
 Outstanding Debt At December 31
 Business-Type Activities

	2020	2019
OWDA Loan	\$ 2,926,750	\$ 1,627,546
Revenue Bonds	335,700	351,600
Total	\$ 3,262,450	\$ 1,979,146

All long-term notes and loans and special assessment bonds outstanding for governmental activities are general obligations of the County for which the full faith and credit of the County is pledged for repayment. For additional information regarding bonds and long-term notes and loans payable see Note 13 to the basic financial statements.

Current Financial Related Activities

Hocking County is strong financially at the present time. However, as the preceding information shows, the County heavily depends on its property taxpayers as well as intergovernmental monies. Since the property tax revenues do not grow at the same level as inflation and because state and federal mandates continue without providing the additional revenue resources needed to continue such programs, the County will be faced with significant challenges over the next several years to contain costs and ultimately consider the possibility of having to go back to the voters for an additional real estate tax levy.

This scenario requires management to plan carefully and prudently to provide the resources to meet taxpayer needs over the next several years. In addition, the County's system of budgeting and internal controls has made significant improvements over the past several years. All of the County's financial abilities will be needed to meet the challenges of the future.

Contacting the County's Financial Management

This financial report is designed to provide our citizens, taxpayers, investors and creditors with a general overview of the County's finances and to show the County's accountability for the money it receives. If you have questions about this report or need additional financial information contact Kenneth R. Wilson, County Auditor at Hocking County, 1 East Main Street, Logan, Ohio 43138, phone at (740) 385-2127, or e-mail at kwilson@co.hocking.oh.us.

This page intentionally left blank.

Hocking County
Statement of Net Position
As of December 31, 2020

	Primary Government			Component Unit
	Governmental Activities	Business-Type Activities	Total	Hospital
Assets				
Equity in Pooled Cash and Cash Equivalents	\$ 17,488,749	\$ 321,716	\$ 17,810,465	\$ -
Cash, Cash Equivalents and Investments in Segregated Accounts	77,170	-	77,170	11,791,803
Receivables:				
Taxes	11,221,208	-	11,221,208	-
Accounts, Net	12,550	73,481	86,031	5,023,867
Intergovernmental	3,381,587	-	3,381,587	-
Materials and Supplies Inventory	626,335	-	626,335	463,877
Prepaid Items	-	-	-	383,159
Restricted Cash and Cash Equivalents and Investments in Segregated Accounts	-	-	-	215,552
Net Pension Asset	-	-	-	134,488
Nondepreciable Capital Assets	1,608,476	5,840,865	7,449,341	1,724,586
Depreciable Capital Assets, Net	30,267,897	5,995,156	36,263,053	10,346,235
<i>Total Assets</i>	<u>64,683,972</u>	<u>12,231,218</u>	<u>76,915,190</u>	<u>30,083,567</u>
Deferred Outflows of Resources				
Pensions	2,575,349	30,461	2,605,810	2,731,410
OPEB	1,665,504	19,096	1,684,600	1,802,598
<i>Total Deferred Outflows of Resources</i>	<u>4,240,853</u>	<u>49,557</u>	<u>4,290,410</u>	<u>4,534,008</u>
Liabilities				
Accounts Payable	795,181	6,662	801,843	2,401,796
Accrued Wages and Benefits Payable	643,389	5,327	648,716	708,550
Contracts Payable	203,485	323,477	526,962	-
Intergovernmental Payable	427,632	1,377	429,009	-
Retainage Payable	-	15,916	15,916	-
Self-insurance Liabilities	-	-	-	403,101
Unearned Revenue	-	-	-	2,500
Long-term Liabilities:				
Due Within One Year	366,092	18,131	384,223	6,512,532
Due in More Than One Year:				
Net Pension Liability (See Note 10)	14,833,289	97,705	14,930,994	16,804,187
Net OPEB Liability (See Note 11)	9,916,267	65,960	9,982,227	11,341,524
Other Amounts Due in More than One Year	1,739,635	3,261,812	5,001,447	7,096,320
<i>Total Liabilities</i>	<u>28,924,970</u>	<u>3,796,367</u>	<u>32,721,337</u>	<u>45,270,510</u>
Deferred Inflows of Resources				
Property Taxes Not Levied to Finance Current Year Operations	9,619,789	-	9,619,789	-
Pensions	3,341,270	20,725	3,361,995	4,128,659
OPEB	1,516,591	9,391	1,525,982	1,971,274
<i>Total Deferred Inflows of Resources</i>	<u>14,477,650</u>	<u>30,116</u>	<u>14,507,766</u>	<u>6,099,933</u>
Net Position				
Net Investment in Capital Assets	30,971,333	8,234,178	39,205,511	8,209,012
Restricted for:				
Debt Service	78,357	-	78,357	-
Capital Projects	417,581	-	417,581	-
Hocking County 911	879,780	-	879,780	-
Senior Citizens	434,330	-	434,330	-
Motor Vehicle Gas Tax	4,756,319	-	4,756,319	-
Board of Developmental Disabilities	3,610,209	-	3,610,209	-
Emergency Medical Services	590,896	-	590,896	-
Real Estate Assessment	1,161,516	-	1,161,516	-
Municipal Court Special Projects	252,925	-	252,925	-
Wireless 911	418,419	-	418,419	-
Coronavirus Relief	316,964	-	316,964	-
Other Purposes	2,224,504	-	2,224,504	215,552
Unrestricted (Deficit)	<u>(20,590,928)</u>	<u>220,114</u>	<u>(20,370,814)</u>	<u>(25,177,432)</u>
<i>Total Net Position</i>	<u>\$ 25,522,205</u>	<u>\$ 8,454,292</u>	<u>\$ 33,976,497</u>	<u>\$ (16,752,868)</u>

See accompanying notes to the basic financial statements.

Hocking County
Statement of Activities
For the Year Ended December 31, 2020

	Program Revenues			
	Expenses	Charges for Services and Sales	Operating Grants and Contributions	Capital Grants and Contributions
Governmental Activities				
General Government:				
Legislative and Executive	\$ 5,320,179	\$ 1,172,102	\$ 662,822	\$ 144,371
Judicial	3,795,458	880,683	1,095,952	287,246
Public Safety	8,353,366	1,145,569	1,835,667	565,658
Public Works	5,510,824	80,286	5,499,361	930,683
Health	6,777,902	921,416	1,119,207	7,456
Human Services	1,212,792	69,862	232,267	54,224
Economic Development and Assistance	191,700	8,520	159,090	4,067
Conservation and Recreation	245,572	35,783	3,325	1,356
Interest and Fiscal Charges	41,781	-	-	-
<i>Total Governmental Activities</i>	<u>31,449,574</u>	<u>4,314,221</u>	<u>10,607,691</u>	<u>1,995,061</u>
Business-Type Activities				
Wastewater Treatment	414,891	243,027	-	2,063,513
<i>Total Business-Type Activities</i>	<u>414,891</u>	<u>243,027</u>	<u>-</u>	<u>2,063,513</u>
<i>Total Primary Government</i>	<u>\$ 31,864,465</u>	<u>\$ 4,557,248</u>	<u>\$ 10,607,691</u>	<u>\$ 4,058,574</u>
Component Unit				
Hospital	\$ 39,113,110	\$ 34,076,624	\$ 5,986,189	\$ -
<i>Total Component Unit</i>	<u>\$ 39,113,110</u>	<u>\$ 34,076,624</u>	<u>\$ 5,986,189</u>	<u>\$ -</u>

General Revenues and Transfers

Property Taxes Levied for:
 General Purposes
 Other Purposes
Sales Taxes Levied for:
 General Purposes
 Other Purposes
Other Taxes
Grants and Entitlements not Restricted to Specific Programs
Interest Earnings
Miscellaneous
Transfers
Total General Revenues and Transfers

Change in Net Position

Net Position Beginning of Year-As Restated

Net Position End of Year

See accompanying notes to the basic financial statements.

continued

Net (Expense) Revenue and Changes in Net Position				Component Unit
Governmental Activities	Business-Type Activities	Total	Hospital	
\$ (3,340,884)	\$ -	\$ (3,340,884)	\$ -	-
(1,531,577)	-	(1,531,577)	-	-
(4,806,472)	-	(4,806,472)	-	-
999,506	-	999,506	-	-
(4,729,823)	-	(4,729,823)	-	-
(856,439)	-	(856,439)	-	-
(20,023)	-	(20,023)	-	-
(205,108)	-	(205,108)	-	-
(41,781)	-	(41,781)	-	-
(14,532,601)	-	(14,532,601)	-	-
-	1,891,649	1,891,649	-	-
-	1,891,649	1,891,649	-	-
(14,532,601)	1,891,649	(12,640,952)	-	-
			949,703	
			949,703	
2,863,589	-	2,863,589	-	-
6,827,658	-	6,827,658	-	-
4,831,223	-	4,831,223	-	-
964,058	-	964,058	-	-
1,554,992	-	1,554,992	-	-
1,567,361	-	1,567,361	-	-
331,203	-	331,203	337,934	-
719,005	-	719,005	475,042	-
(33,455)	33,455	-	-	-
19,625,634	33,455	19,659,089	812,976	-
5,093,033	1,925,104	7,018,137	1,762,679	-
20,429,172	6,529,188	26,958,360	(18,515,547)	-
\$ 25,522,205	\$ 8,454,292	\$ 33,976,497	\$ (16,752,868)	-

Hocking County
Balance Sheet
Governmental Funds
As of December 31, 2020

	General	Motor Vehicle Gas Tax	Board of Developmental Disabilities	Emergency Medical Services	Other Governmental Funds	Total Governmental Funds
Assets						
Equity in Pooled Cash and Cash Equivalents	\$ 3,930,220	\$ 2,270,476	\$ 3,531,408	\$ 756,550	\$ 7,000,095	\$ 17,488,749
Cash and Cash Equivalents in Segregated Accounts	-	-	-	73,741	3,429	77,170
Receivables:						
Taxes	3,835,235	-	3,615,105	2,626,352	1,144,516	11,221,208
Accounts, Net	-	-	12,550	-	-	12,550
Intergovernmental	555,199	2,350,861	185,705	104,065	185,757	3,381,587
Interfund	801,422	-	-	-	-	801,422
Due from Other Funds	414,562	-	-	-	-	414,562
Materials and Supplies Inventory	10,833	615,502	-	-	-	626,335
Total Assets	\$ 9,547,471	\$ 5,236,839	\$ 7,344,768	\$ 3,560,708	\$ 8,333,797	\$ 34,023,583
Liabilities, Deferred Inflows of Resources and Fund Balances						
Liabilities						
Accounts Payable	\$ 243,159	\$ 68,095	\$ 9,239	\$ 36,498	\$ 438,190	\$ 795,181
Contracts Payable	-	187,685	-	-	15,800	203,485
Accrued Wages and Benefits Payable	253,776	70,088	60,941	158,146	100,438	643,389
Due to Other Funds	-	-	-	-	414,562	414,562
Intergovernmental Payable	87,837	20,248	41,505	43,880	234,162	427,632
Interfund Payable	-	-	-	-	801,422	801,422
Total Liabilities	584,772	346,116	111,685	238,524	2,004,574	3,285,671
Deferred Inflows of Resources						
Property Taxes Not Levied to Finance Current Year Operations	2,890,519	-	3,486,736	2,533,093	709,441	9,619,789
Unavailable Revenues - Delinquent Taxes	106,418	-	128,369	93,259	26,119	354,165
Unavailable Revenues - Grants	289,175	1,615,778	162,169	104,065	336,809	2,507,996
Total Deferred Inflows of Resources	3,286,112	1,615,778	3,777,274	2,730,417	1,072,369	12,481,950
Fund Balances						
Nonspendable	908,988	615,502	-	-	-	1,524,490
Restricted	-	2,659,443	3,455,809	591,767	6,018,146	12,725,165
Committed	50,198	-	-	-	-	50,198
Assigned	2,004,303	-	-	-	-	2,004,303
Unassigned (Deficit)	2,713,098	-	-	-	(761,292)	1,951,806
Total Fund Balances	5,676,587	3,274,945	3,455,809	591,767	5,256,854	18,255,962
Total Liabilities, Deferred Inflows of Resources, and Fund Balances	\$ 9,547,471	\$ 5,236,839	\$ 7,344,768	\$ 3,560,708	\$ 8,333,797	\$ 34,023,583

See accompanying notes to the basic financial statements.

Hocking County
*Reconciliation of Total Governmental Fund Balances to
 Net Position of Governmental Activities
 As of December 31, 2020*

Total Governmental Fund Balances		\$ 18,255,962
Amounts reported for governmental activities in the statement of net position are different because:		
Capital assets used in governmental activities are not financial resources and therefore are not reported in the funds.		31,876,373
Certain receivables reported as revenues on the statement of activities are not available to pay for current period expenditures and therefore are reported as deferred inflows in the funds.		
Taxes	354,165	
Intergovernmental	2,507,996	
Total	2,862,161	2,862,161
The net pension/OPEB liabilities are not due and payable in the current period; therefore, the liabilities and related deferred inflows/outflows are not reported in the funds.		
Deferred outflows of resources related to pensions	2,575,349	
Deferred outflows of resources related to OPEB	1,665,504	
Deferred inflows of resources related to pensions	(3,341,270)	
Deferred inflows of resources related to OPEB	(1,516,591)	
Net pension liability	(14,833,289)	
Net OPEB liability	(9,916,267)	
Total	(25,366,564)	(25,366,564)
Long-term liabilities, including notes, capital leases and the long-term portion of compensated absences are not due and payable in the current period and therefore are not reported in the funds.		
Compensated Absences	(1,200,687)	
Long Term Notes	(773,768)	
Capital Lease Obligations	(131,272)	
Total	(2,105,727)	(2,105,727)
Net Position of Governmental Activities		\$ 25,522,205

See accompanying notes to the basic financial statements.

Hocking County
Statement of Revenues, Expenditures and Changes in Fund Balances
Governmental Funds
For the Year Ended December 31, 2020

	General	Motor Vehicle Gas Tax	Board of Developmental Disabilities	Emergency Medical Services	Other Governmental Funds	Total Governmental Funds
Revenues						
Taxes	\$ 7,755,871	\$ -	\$ 3,537,281	\$ 2,526,294	\$ 3,178,072	\$ 16,997,518
Intergovernmental	1,309,065	4,589,059	1,151,421	212,683	5,886,000	13,148,228
Charges for Services	1,613,769	34,008	28,608	725,342	1,338,788	3,740,515
Fees, Licenses and Permits	4,288	-	-	-	86,798	91,086
Fines and Forfeitures	85,896	13,903	-	-	382,821	482,620
Interest	311,886	17,517	-	-	1,800	331,203
Miscellaneous	462,033	65,215	37,727	35,264	118,766	719,005
<i>Total Revenues</i>	<u>11,542,808</u>	<u>4,719,702</u>	<u>4,755,037</u>	<u>3,499,583</u>	<u>10,993,045</u>	<u>35,510,175</u>
Expenditures						
Current:						
General Government:						
Legislative and Executive	2,573,624	-	-	-	2,372,578	4,946,202
Judicial	2,063,759	-	-	-	1,381,468	3,445,227
Public Safety	3,707,353	-	-	-	3,435,161	7,142,514
Public Works	27,526	3,419,859	-	-	163,234	3,610,619
Health	63,321	-	2,521,626	3,423,872	133,327	6,142,146
Human Services	390,124	-	-	-	686,914	1,077,038
Conservation and Recreation	239,934	-	-	-	2,518	242,452
Economic Development and Assistance	53,553	-	-	-	136,879	190,432
Capital Outlay	125,150	1,048,467	-	-	2,807,380	3,980,997
Debt Service:						
Principal	156,939	89,945	-	66,508	220,323	533,715
Interest and Fiscal Charges	9,784	5,341	-	629	26,027	41,781
<i>Total Expenditures</i>	<u>9,411,067</u>	<u>4,563,612</u>	<u>2,521,626</u>	<u>3,491,009</u>	<u>11,365,809</u>	<u>31,353,123</u>
<i>Excess of Revenues Over (Under) Expenditures</i>	<u>2,131,741</u>	<u>156,090</u>	<u>2,233,411</u>	<u>8,574</u>	<u>(372,764)</u>	<u>4,157,052</u>
Other Financing Sources/(Uses)						
Issuance of OPWC Loans	-	-	-	-	254,182	254,182
Issuance of OWDA Loans	-	-	-	-	202,736	202,736
Inception of Capital Lease	125,150	-	-	-	-	125,150
Transfers In	-	-	-	-	813,403	813,403
Transfers Out	(358,471)	-	(40,000)	-	(448,387)	(846,858)
<i>Total Other Financing Sources/(Uses)</i>	<u>(233,321)</u>	<u>-</u>	<u>(40,000)</u>	<u>-</u>	<u>821,934</u>	<u>548,613</u>
<i>Net Changes in Fund Balances</i>	1,898,420	156,090	2,193,411	8,574	449,170	4,705,665
<i>Fund Balances Beginning of Year - As Restated</i>	3,778,167	3,118,855	1,262,398	583,193	4,807,684	13,550,297
<i>Fund Balances End of Year</i>	<u>\$ 5,676,587</u>	<u>\$ 3,274,945</u>	<u>\$ 3,455,809</u>	<u>\$ 591,767</u>	<u>\$ 5,256,854</u>	<u>\$ 18,255,962</u>

See accompanying notes to the basic financial statements.

Hocking County
*Reconciliation of the Statement of Revenues, Expenditures and Changes
in Fund Balances of Governmental Funds to the Statement of Activities
For the Year Ended December 31, 2020*

Net Change in Fund Balances - Total Governmental Funds	\$	4,705,665
Amounts reported for governmental activities in the statement of activities are different because:		
Governmental funds report capital outlays as expenditures. However in the statement of activities, the cost of those assets is allocated over their estimated useful lives as depreciation expense. This is the amount by which capital asset additions exceeded depreciation in the current period.		
Capital Asset Additions	4,194,494	
Current Year Depreciation	<u>(2,598,613)</u>	
Total		1,595,881
Governmental funds only report the disposal of assets to the extent proceeds are received from the sale. In the statement of activities, a gain or loss is reported for each disposal. These are the amounts of the loss on the disposal of capital assets and the proceeds received.		
Loss on Disposal of Capital Assets	<u>(22,125)</u>	
Total		(22,125)
Revenues in the statement of activities that do not provide current financial resources are not reported as revenues in the funds.		
Taxes	44,002	
Intergovernmental	<u>1,021,885</u>	
Total		1,065,887
Contractually required pension contributions are reported as expenditures in governmental funds; however, the statement of net position reports these amounts as deferred outflows.		
		1,604,064
Except for amounts reported as deferred inflows/outflows, changes in the net pension liability are reported as pension expense in the statement of activities.		
		(2,577,158)
Except for amounts reported as deferred inflows/outflows, changes in the net OPEB liability are reported as OPEB expense in the statement of activities.		
		(1,099,835)
Proceeds from the issuance of long-term notes and loans in the statement of revenues, expenditures and changes in fund balances that are reported as other financing sources are not reported as revenues in the statement of activities.		
		(456,918)
Repayment of bond principal and long term notes principal are expenditures in the governmental funds, but the repayment reduces liabilities in the statement of net position and does not result in an expense in the statement of activities.		
		376,776
Repayment of capital leases obligations are expenditures in the governmental funds, but the repayment reduces liabilities in the statement of net position and does not result in an expense in the statement of activities.		
		156,939
New capital lease obligations in the statement of revenues, expenditures and changes in fund balances that are reported as other financing sources are not reported as revenues in the statement of activities.		
		(125,150)
Some expenses reported in the statement of activities do not require the use of current financial resources and therefore are not reported as expenditures in governmental funds.		
Increase in Compensated Absences	<u>(130,993)</u>	
Total		<u>(130,993)</u>
Net Change in Net Position of Governmental Activities	\$	<u>5,093,033</u>

See accompanying notes to the basic financial statements.

Hocking County
*Statement of Revenues, Expenditures and Changes
in Fund Balance - Budget and Actual
(Non-GAAP Budgetary Basis)
General Fund
For the Year Ended December 31, 2020*

	Budgeted Amounts			Variance with Final Budget: Positive (Negative)
	Original	Final	Actual	
Revenues				
Taxes	\$ 6,177,400	\$ 6,177,400	\$ 7,601,433	\$ 1,424,033
Charges for Services	1,050,316	1,072,219	1,372,409	300,190
Fees, Licenses and Permits	700	700	1,500	800
Fines and Forfeitures	96,000	96,000	92,383	(3,617)
Intergovernmental	1,172,700	1,175,004	1,212,433	37,429
Interest	233,000	233,000	240,386	7,386
Other	77,830	589,743	894,690	304,947
<i>Total Revenues</i>	<u>8,807,946</u>	<u>9,344,066</u>	<u>11,415,234</u>	<u>2,071,168</u>
Expenditures				
Current:				
General Government:				
Legislative and Executive	2,416,883	2,649,579	2,482,310	167,269
Judicial	2,314,418	2,370,452	2,265,706	104,746
Public Safety	4,154,013	4,212,754	4,171,569	41,185
Public Works	29,367	33,562	27,428	6,134
Health	81,955	109,824	88,214	21,610
Human Services	457,108	485,985	447,293	38,692
Conservation and Recreation	241,665	241,786	239,934	1,852
Community and Economic Development	58,162	58,859	57,699	1,160
Capital Outlay	125,150	125,150	125,150	-
Debt Service:				
Principal Retirements	156,939	156,939	156,939	-
Interest	9,784	9,784	9,784	-
<i>Total Expenditures</i>	<u>10,045,444</u>	<u>10,454,674</u>	<u>10,072,026</u>	<u>382,648</u>
<i>Excess of Revenues Over (Under) Expenditures</i>	<u>(1,237,498)</u>	<u>(1,110,608)</u>	<u>1,343,208</u>	<u>2,453,816</u>
Other Financing Sources (Uses):				
Inception of Capital Lease	125,150	125,150	125,150	-
Transfers In	10,000	34,246	31,170	(3,076)
Advances In	104,000	108,000	15,747	(92,253)
Transfers Out	(172,795)	(853,226)	(460,028)	393,198
Advances Out	(50,000)	(61,000)	(39,152)	21,848
<i>Total Other Financing Sources (Uses)</i>	<u>16,355</u>	<u>(646,830)</u>	<u>(327,113)</u>	<u>319,717</u>
<i>Net Change in Fund Balance</i>	<u>(1,221,143)</u>	<u>(1,757,438)</u>	<u>1,016,095</u>	<u>2,773,533</u>
<i>Fund Balance at Beginning of Year</i>	1,937,826	1,937,826	1,937,826	-
<i>Prior Year Encumbrances Appropriated</i>	<u>127,979</u>	<u>127,979</u>	<u>127,979</u>	<u>-</u>
<i>Fund Balance at End of Year</i>	<u>\$ 844,662</u>	<u>\$ 308,367</u>	<u>\$ 3,081,900</u>	<u>\$ 2,773,533</u>

See accompanying notes to the basic financial statements.

Hocking County
*Statement of Revenues, Expenditures and Changes
in Fund Balance - Budget and Actual
(Non-GAAP Budgetary Basis)
Motor Vehicle Gas Tax Fund
For the Year Ended December 31, 2020*

	Budgeted Amounts		Actual	Variance with Final Budget: Positive (Negative)
	Original	Final		
Revenues				
Charges for Services	\$ 100,200	\$ 100,200	\$ 45,369	\$ (54,831)
Fines and Forfeitures	12,000	12,000	13,903	1,903
Intergovernmental	5,010,000	5,010,000	4,650,997	(359,003)
Interest	20,000	20,000	18,877	(1,123)
Other	100,000	281,031	226,526	(54,505)
<i>Total Revenues</i>	<u>5,242,200</u>	<u>5,423,231</u>	<u>4,955,672</u>	<u>(467,559)</u>
Expenditures				
Current:				
Public Works	3,935,931	4,381,821	3,714,781	667,040
Capital Outlay	1,236,269	1,135,758	1,048,467	87,291
Debt Service:				
Principal Retirements	164,659	90,659	89,945	714
Interest and Fiscal Charges	5,341	5,341	5,341	-
<i>Total Expenditures</i>	<u>5,342,200</u>	<u>5,613,579</u>	<u>4,858,534</u>	<u>755,045</u>
Excess of Revenues Over (Under) Expenditures	<u>(100,000)</u>	<u>(190,348)</u>	<u>97,138</u>	<u>287,486</u>
Other Financing Sources:				
Transfers In	100,000	100,000	-	(100,000)
Total Other Financing Sources	<u>100,000</u>	<u>100,000</u>	<u>-</u>	<u>(100,000)</u>
<i>Net Change in Fund Balance</i>	-	(90,348)	97,138	187,486
<i>Fund Balance at Beginning of Year</i>	1,648,936	1,648,936	1,648,936	-
<i>Prior Year Encumbrances Appropriated</i>	90,349	90,349	90,349	-
<i>Fund Balance at End of Year</i>	<u>\$ 1,739,285</u>	<u>\$ 1,648,937</u>	<u>\$ 1,836,423</u>	<u>\$ 187,486</u>

See accompanying notes to the basic financial statements.

Hocking County
*Statement of Revenues, Expenditures and Changes
in Fund Balance - Budget and Actual
(Non-GAAP Budgetary Basis)
Board of Developmental Disabilities Fund
For the Year Ended December 31, 2020*

	Budgeted Amounts		Actual	Variance with Final Budget: Positive (Negative)
	Original	Final		
Revenues				
Property Taxes	\$ 3,169,530	\$ 3,169,530	\$ 3,537,281	\$ 367,751
Charges for Services	-	-	24,162	24,162
Intergovernmental	5,326,466	5,536,702	1,153,925	(4,382,777)
Other	42,000	51,155	37,727	(13,428)
<i>Total Revenues</i>	8,537,996	8,757,387	4,753,095	(4,004,292)
Expenditures				
Current:				
Health	3,050,947	3,250,816	2,679,413	571,403
<i>Total Expenditures</i>	3,050,947	3,250,816	2,679,413	571,403
<i>Excess of Revenues Over Expenditures</i>	5,487,049	5,506,571	2,073,682	(3,432,889)
Other Financing Use:				
Transfers Out	(50,000)	(40,000)	(40,000)	-
<i>Total Other Financing Use</i>	(50,000)	(40,000)	(40,000)	-
<i>Net Change in Fund Balance</i>	5,437,049	5,466,571	2,033,682	(3,432,889)
<i>Fund Balance at Beginning of Year</i>	1,172,785	1,172,785	1,172,785	-
<i>Prior Year Encumbrances Appropriated</i>	89,870	89,870	89,870	-
<i>Fund Balance at End of Year</i>	\$ 6,699,704	\$ 6,729,226	\$ 3,296,337	\$ (3,432,889)

See accompanying notes to the basic financial statements.

Hocking County
*Statement of Revenues, Expenditures and Changes
in Fund Balance - Budget and Actual
(Non-GAAP Budgetary Basis)
Emergency Medical Services Fund
For the Year Ended December 31, 2020*

	Budgeted Amounts		Actual	Variance with Final Budget: Positive (Negative)
	Original	Final		
Revenues				
Property Taxes	\$ 1,810,000	\$ 1,810,000	\$ 2,526,294	\$ 716,294
Charges for Services	810,000	1,392,287	822,358	(569,929)
Intergovernmental	200,000	200,000	212,683	12,683
Other	-	-	35,264	35,264
<i>Total Revenues</i>	<u>2,820,000</u>	<u>3,402,287</u>	<u>3,596,599</u>	<u>194,312</u>
Expenditures				
Current:				
Health	3,404,300	3,624,854	3,473,350	151,504
Debt Service:				
Principal Retirements	-	66,508	66,508	-
Interest & Fiscal Charges	-	629	629	-
	-	-	-	-
<i>Total Expenditures</i>	<u>3,404,300</u>	<u>3,691,991</u>	<u>3,540,487</u>	<u>151,504</u>
<i>Net Change in Fund Balance</i>	(584,300)	(289,704)	56,112	345,816
<i>Fund Balance at Beginning of Year</i>	386,450	386,450	386,450	-
<i>Prior Year Encumbrances Appropriated</i>	<u>124,081</u>	<u>124,081</u>	<u>124,081</u>	<u>-</u>
<i>Fund Balance at End of Year</i>	<u>\$ (73,769)</u>	<u>\$ 220,827</u>	<u>\$ 566,643</u>	<u>\$ 345,816</u>

See accompanying notes to the basic financial statements.

Hocking County
Statement of Fund Net Position
Proprietary Fund
As of December 31, 2020

Assets	<u>Sewer Fund</u>
<i>Current Assets</i>	
Equity in Pooled Cash and Cash Equivalents	\$ 321,716
Accounts Receivable (net of allowance, where applicable)	<u>73,481</u>
Total Current Assets	395,197
<i>Noncurrent Assets</i>	
Non-depreciable Capital Assets	5,840,865
Depreciable Capital Assets, Net	<u>5,995,156</u>
Total Noncurrent Assets	<u>11,836,021</u>
Total Assets	<u>12,231,218</u>
Deferred Outflows of Resources	
Pensions	30,461
OPEB	<u>19,096</u>
Total Deferred Outflows of Resources	<u>49,557</u>
Liabilities	
<i>Current Liabilities</i>	
Accounts Payable	6,662
Accrued Wages and Benefits Payable	5,327
Intergovernmental Payable	1,377
Contracts Payable	323,477
Retainage Payable	15,916
Compensated Absences - Current	1,431
Revenue Bonds - Current	<u>16,700</u>
Total Current Liabilities	<u>370,890</u>
<i>Noncurrent Liabilities</i>	
Compensated Absences - Net of Current	16,062
OWDA Loan Payable	2,926,750
Revenue Bonds - Net of Current	319,000
Net Pension Liability	97,705
Net OPEB Liability	<u>65,960</u>
Total Noncurrent Liabilities	<u>3,425,477</u>
Total Liabilities	<u>3,796,367</u>
Deferred Inflows of Resources	
Pension	20,725
OPEB	<u>9,391</u>
Total Deferred Inflows of Resources	30,116
Net Position	
Net Investment in Capital Assets	8,234,178
Unrestricted	<u>220,114</u>
Total Net Position	<u>\$ 8,454,292</u>

See accompanying notes to the basic financial statements.

Hocking County
*Statement of Revenues, Expenses and
 Changes in Fund Net Position
 Proprietary Fund
 For the Year Ended December 31, 2020*

	Sewer Fund
Operating Revenues	
Charges for Services	\$ 243,027
Operating Expenses	
Salaries and Wages	95,273
Fringe Benefits	82,973
Contractual Services	71,960
Depreciation	116,040
Materials and Supplies	19,447
Other	11,133
<i>Total Operating Expenses</i>	396,826
<i>Operating Loss</i>	(153,799)
Nonoperating Expenses	
Interest and Fiscal Charges	(18,065)
<i>Total Nonoperating Expenses</i>	(18,065)
<i>Change in Net Position Before Capital Contributions and Transfers</i>	(171,864)
Transfer In	33,455
Capital Contributions - Assessments	5,092
Capital Contributions - Intergovernmental	2,058,421
<i>Total Capital Contributions and Transfer In</i>	2,096,968
<i>Change in Net Position</i>	1,925,104
<i>Net Position at Beginning of Year</i>	6,529,188
<i>Net Position at End of Year</i>	\$ 8,454,292

See accompanying notes to the basic financial statements.

Hocking County
Statement of Cash Flows
Proprietary Fund
For the Year Ended December 31, 2020

	Sewer Fund
<i>Decrease in Cash and Cash Equivalents:</i>	
<i>Cash Flows from Operating Activities:</i>	
Cash Received from Customers	\$ 242,125
Cash Payments to Suppliers for Goods and Services	(169,947)
Cash Payments to Employees for Services and Benefits	(134,608)
	(62,430)
<i>Net Cash Used by Operating Activities</i>	
<i>Cash Flows from Noncapital Financing Activities:</i>	
Operating Transfers-In	33,455
	33,455
<i>Cash Flows from Capital and Related Financing Activities:</i>	
Proceeds from OWDA Loans	3,349,692
Payments for Capital Acquisitions	(4,217,996)
Capital Contributions- Intergovernmental	2,902,055
Capital Contributions- Special Assessments	5,092
Principal Payments	(2,074,923)
Interest Payments	(18,065)
	(54,145)
<i>Net Cash Used for Capital and Related Financing Activities</i>	
Net Decrease in Cash and Cash Equivalents	(83,120)
Cash and Cash Equivalents at Beginning of Year	404,836
	404,836
Cash and Cash Equivalents at End of Year	\$ 321,716
<i>Reconciliation of Operating Loss to Net Cash Used by Operating Activities:</i>	
Operating Loss	\$ (153,799)
<i>Adjustments to Reconcile Operating Loss to Net Cash Used by Operating Activities:</i>	
Depreciation	116,040
Pension Expense Not Affecting Cash	19,683
OPEB Expense Not Affecting Cash	16,143
Changes in Assets and Liabilities:	
Increase in Accounts Receivable	(902)
Decrease in Accounts Payable	(67,407)
Increase in Compensated Absences	4,193
Increase in Accrued Wages and Benefits Payable	3,184
Increase in Intergovernmental Payable	435
	91,369
Total Adjustments	
Net Cash Used by Operating Activities	\$ (62,430)

See accompanying notes to the basic financial statements.

Hocking County
Statement of Fiduciary Net Position
Fiduciary Funds
December 31, 2020

	Custodial Funds
Assets:	
Current assets:	
Equity in pooled cash and investments	\$4,957,486
Segregated cash accounts	159,015
Taxes receivable	33,744,959
Due from other governments	1,568,548
<i>Total assets</i>	40,430,008
Liabilities:	
Due to other governments	1,510,004
Deferred Inflows of Resources:	
Property taxes	32,546,712
Net Position:	
Restricted for Individuals, Organizations and Other Governments	\$6,373,292

See accompanying notes to the basic financial statements.

Hocking County
Statement of Changes in Fiduciary Net Position
Fiduciary Funds
For the Year Ended December 31, 2020

	Custodial Funds
Additions:	
Intergovernmental	\$4,392,080
Amounts received as fiscal agent	2,938,043
Licenses and permits and fees for other governments	177,039
Fines and forfeitures for other governments	5,061,076
Property tax collections for other governments	32,337,841
<i>Total additions</i>	44,906,079
Deductions:	
Distributions as fiscal agent	\$2,034,350
Distributions of state funds to other governments	3,109,671
Licenses and permits and fees disbtributions to other governments	166,176
Fines and forfeitures disbtributions to other governments	5,048,578
Other distributions	18,494
Property tax distributions to other governments	32,091,580
Distributions of federal funds to other governments	1,150,781
<i>Total deductions</i>	43,619,630
Change in fiduciary net position	1,286,449
Net position, January 1 - As restated	5,086,843
Net position, December 31	\$6,373,292

See accompanying notes to the basic financial statements.

Hocking County
Notes to the Basic Financial Statements
For the Year Ended December 31, 2020

NOTE 1 - REPORTING ENTITY

Hocking County, Ohio (the County), was organized on March 1, 1818. The County is governed by a board of three Commissioners elected by the voters of the County. Other officials elected by the voters of the County that manage various segments of the County's operations are the County Auditor, County Treasurer, Recorder, Clerk of Courts, Coroner, Engineer, Prosecuting Attorney, Sheriff, Municipal Court Judge, a Probate/Juvenile Judge and a Common Pleas Court Judge. Although the elected officials manage the internal operations of their respective departments, the County Commissioners authorize expenditures as well as serve as the budget and taxing authority, contracting body and the chief administrators of public services for the entire County.

Reporting Entity: The reporting entity is comprised of the primary government, component units and other organizations that are included to ensure that the financial statements of the County are not misleading. The primary government consists of all funds, departments, boards and agencies that are not legally separate from the County. For Hocking County, this includes the Hocking County Board of Developmental Disabilities and departments and activities that are directly operated by the elected County officials.

Component units are legally separate organizations for which the County is financially accountable. The County is financially accountable for an organization if the County appoints a voting majority of the organization's governing board and (1) the County is able to significantly influence the programs or services performed or provided by the organization; or (2) the County is legally entitled to or can otherwise access the organization's resources; the County is legally obligated or has otherwise assumed the responsibility to finance the deficits of, or provide financial support to, the organization; or the County is obligated for the debt of the organization. Component units may also include organizations for which the County approves the budget, the issuance of debt or levying of taxes.

Discretely Presented Component Unit: The component unit column in the basic financial statements identifies the financial data of the County's component unit, Hocking Valley Community Hospital. This component unit is reported separately from the primary government to emphasize that it is legally separate from the County. Note 24 provides significant disclosures related to this component unit.

Hocking Valley Community Hospital - Hocking Valley Community Hospital is organized as a county hospital under provisions of the general statutes of the State of Ohio. The Board of Trustees are appointed by the County Commissioners and the Probate and Common Pleas Court Judges. The Hospital began operations in 1966 and has a 25-bed acute care unit and a 10-bed geriatric unit. Hocking Valley Community Hospital operates on a fiscal year ending December 31. The County has issued debt on behalf of the Hospital using the County's general taxing authority and the Hospital pays the debt service on this debt. Because the Hospital is a county hospital as defined under the Ohio Revised Code and the County does use their taxing authority to issue debt on behalf of the Hospital, the Hospital is presented as a component unit of Hocking County. Separately issued audited financial statements can be obtained from Hocking Valley Community Hospital, 601 State Route 664 North, Logan, Ohio 43138.

Hocking County
Notes to the Basic Financial Statements
For the Year Ended December 31, 2020

NOTE 1 - REPORTING ENTITY – (CONTINUED)

The County is associated with certain organizations, three of which are defined as jointly governed organizations, and two joint ventures. These organizations are presented in Notes 16 and 17 to the basic financial statements. These organizations are:

- Athens-Hocking-Vinton Alcohol, Drug Addiction and Mental Health District
- Athens/Hocking Joint Solid Waste Management District
- Buckeye Joint-County Self-Insurance Council
- Corrections Commission of Southeastern Ohio
- South Central Ohio Job and Family Services

As the custodian of public funds, the County Treasurer invests all public monies held on deposit in the County treasury. In the case of the districts and agency listed below, the County serves as fiscal agent, but the districts and agency are not fiscally dependent on the County. Accordingly, the activity of the following districts and agency are presented as custodial funds within the County's basic financial statements.

- Hocking County Soil and Water Conservation District
- Hocking County General Health District
- Hocking County Family and Children First Council

NOTE 2 – SUMMARY OF SIGNIFICANT ACCOUNTING POLICIES

The financial statements of Hocking County have been prepared in conformity with generally accepted accounting principles (GAAP) as applied to governmental units. The Governmental Accounting Standards Board (GASB) is the accepted standard-setting body for establishing governmental accounting and financial reporting principles. Following are the more significant of the County's accounting policies.

Basis of Presentation: The County's basic financial statements consist of government-wide financial statements, including a statement of net position and a statement of activities, and fund financial statements, which provide a more detailed level of financial information.

Government-Wide Financial Statements

The statement of net position and the statement of activities display information about the County as a whole. These statements include the financial activities of the primary government, except for fiduciary funds. The statements distinguish between those activities of the County that are governmental in nature, those that are considered business-type activities, and discretely presented component units.

The statement of net position presents the financial condition of the governmental and business-type activities and discretely presented component unit of the County at year end. The statement of activities presents a comparison between direct expenses and program revenues for each program or function of the County's governmental activities, business-type activities, and the discretely presented component unit. Direct expenses are those that are specifically associated with a service, program, or department, and therefore, clearly identifiable to a particular function. Program revenues include charges paid by the recipient of the goods or services offered by the program, grants and contributions that are restricted to meeting the operational or capital requirements of a particular program, and interest that is required to be used to support a particular program. Revenues which are not classified as program revenues are presented as general revenues of the County, with certain limited exceptions. The comparison of direct expenses with program revenues identifies the extent to which each governmental program, business-type activity, or discretely presented component unit activity is self-financing or draws from the general revenues of the County.

Hocking County
Notes to the Basic Financial Statements
For the Year Ended December 31, 2020

NOTE 2 – SUMMARY OF SIGNIFICANT ACCOUNTING POLICIES – (CONTINUED)

Fund Financial Statements

During the year, the County segregates transactions related to certain County functions or activities in separate funds in order to aid financial management and to demonstrate legal compliance. Fund financial statements are designed to present financial information of the County at this more detailed level. The focus of governmental and enterprise fund financial statements is on major funds. Each major fund is presented in a separate column. Non-major funds are aggregated and presented in a single column. Fiduciary funds are reported by type.

Fund Accounting: The County uses funds and account groups to report on its financial position and the results of its operations. Fund accounting is designed to demonstrate legal compliance and to aid financial management by segregating transactions related to certain County functions or activities. A fund is defined as a fiscal and accounting entity with a self-balancing set of accounts recording cash, other financial resources, and deferred outflows of resources, together with all related liabilities, deferred inflows of resources, and residual equities or balances, and changes herein, which are segregated for the purpose of carrying on specific activities or attaining certain objectives in accordance with special regulations, restrictions or limitations. For financial statement presentation purposes, the various funds of the County are grouped into the following generic fund types under the broad fund categories governmental, proprietary and fiduciary.

Governmental Fund Types

Governmental funds are those through which most governmental functions of the County are financed. The acquisition use and balances of the County's expendable financial resources and the related current liabilities (except those accounted for in enterprise funds) are accounted for through governmental funds. The following are the County's major governmental funds:

General Fund – This fund is used to account for all financial resources of the County except those accounted for in another fund. The General Fund balance is available to the County for any purpose provided it is expended or transferred according to the general laws of Ohio.

Motor Vehicle Gas Tax Fund – This fund accounts for state gasoline tax and motor vehicle registration fees for maintenance and improvement of County roads and bridges and township bridges. The primary source of revenue for this fund is intergovernmental monies.

Board of Developmental Disabilities Fund – This fund accounts for the operation of a school and the costs of administering a workshop for the developmentally disabled. Revenue sources are a county-wide property tax levy and state and federal grants.

Emergency Medical Services Fund – This fund accounts for monies received from a county-wide tax levy, grant monies and charges for services to operate the County's Emergency Medical Services.

The other governmental funds of the County account for grants and other resources whose use is restricted for a particular purpose, debt service and capital projects.

Proprietary Funds

Proprietary fund reporting focuses on the determination of operating income, changes in net position, financial position, and cash flows.

Enterprise Funds – Enterprise funds may be used to account for any activity for which a fee is charged to external users for goods or services. The following is the County's major enterprise fund:

NOTE 2 – SUMMARY OF SIGNIFICANT ACCOUNTING POLICIES – (CONTINUED)

Sewer Fund – This fund accounts for the provision of wastewater treatment services to residential and commercial users within the County. Operating revenues are those revenues that are generated directly from the primary activity of the proprietary fund. For the County, these revenues are fees for wastewater treatment services provided. Operating expenses are necessary costs incurred to provide the service that is the primary activity of the fund.

Fiduciary Funds

Fiduciary fund reporting focuses on net position and changes in net position. The fiduciary fund category is split into four classifications: pension trust funds, investment trust funds, private purpose trust funds, and custodial funds. Trust funds are used to account for assets held by the County under a trust agreement for individuals, private organizations, or other governments and therefore not available to support the County’s own programs. The County only reports custodial funds, which are used to account for and maintain assets held by the County or as a fiscal agent for individuals, private organizations, and other governmental units and other funds. These assets include: property and other taxes, as well as other intergovernmental resources that have been collected and which will be distributed to other taxing districts located in Hocking County.

Measurement Focus:

Government-Wide Financial Statements

The government-wide financial statements are prepared using a flow of economic resources measurement focus. All assets and deferred outflows of resources and all liabilities and deferred inflows of resources associated with the operation of the County are included on the statement of net position. The statement of activities presents increases (e.g., revenues) and decreases (e.g., expenses) in total net position.

Fund Financial Statements

All governmental funds are accounted for using a flow of current financial resources measurement focus. With this measurement focus, only current assets, deferred outflows of resources, current liabilities, and deferred inflows of resources are generally included on the balance sheet. The statement of revenues, expenditures and changes in fund balances reflects the sources (i.e., revenues and other financing sources) and uses (i.e., expenditures and other financing uses) of current financial resources. This approach differs from the manner in which the governmental activities of the government-wide financial statements are prepared. Governmental fund financial statements therefore include reconciliations with brief explanations to better identify the relationship between the government-wide financial statements and the fund financial statements for governmental funds. Like the government-wide financial statements, the proprietary funds are accounted for using a flow of economic resources measurement focus. All assets and deferred outflows of resources and all liabilities and deferred inflows of resources associated with the operation of these funds are included on the statement of net position. The statement of revenues, expenses and changes in fund net position presents increases (i.e., revenues) and decreases (i.e., expenses) in total net position. The statement of cash flows reflects how the County finances and meets the cash flow needs of its proprietary activities.

Basis of Accounting: Basis of accounting determines when transactions are recorded in the financial records and reported on the financial statements. Government-wide financial statements are prepared using the accrual basis of accounting. Governmental funds use the modified accrual basis of accounting; proprietary funds and fiduciary funds use the accrual basis of accounting. Differences in the accrual and modified accrual bases of accounting arise in the recognition of revenue, the recording of deferred inflows of resources, the presentation of expenses versus expenditures, the recording of deferred inflows and outflows of resources related to net pension/OPEB liabilities, and the recording of net pension/OPEB liabilities.

Hocking County
Notes to the Basic Financial Statements
For the Year Ended December 31, 2020

NOTE 2 – SUMMARY OF SIGNIFICANT ACCOUNTING POLICIES – (CONTINUED)

Revenues – Exchange and Nonexchange Transactions

Revenues resulting from exchange transactions, in which each party gives and receives essentially equal value, are recorded on the accrual basis when the exchange takes place. On the modified accrual basis, revenue is recorded in the year in which the resources are measurable and become available. Measurable means the amount of the transaction can be determined and available means the resources will be collected within the current year or are expected to be collected soon enough thereafter to be used to pay liabilities of the current year. For the County, available means expected to be received within sixty days after year end.

Nonexchange transactions, in which the County receives value without directly giving equal value in return, include property taxes, sales taxes, grants, entitlements, and donations. On the accrual basis, revenue from property taxes is recognized in the year for which the taxes are levied. Revenue from sales taxes is recognized in the year in which the sales are made. Revenue from grants, entitlements, and donations is recognized in the year in which all eligibility requirements have been satisfied. Eligibility requirements include timing requirements, which specify the year when the resources are required to be used or the year when use is first permitted; matching requirements, in which the County must provide local resources to be used for a specified purpose; and expenditure requirements, in which the resources are provided to the County on a reimbursement basis. On the modified accrual basis, revenue from non-exchange transactions must also be available before it can be recognized.

Under the modified accrual basis, the following revenue sources are considered both measurable and available at year end: sales taxes, charges for services, fines and forfeitures, state-levied locally shared taxes (including gasoline tax and motor vehicle license tax), grants, and interest. The permissive sales taxes, various State of Ohio non-reimbursable grants, local government, local government revenue assistance, gasoline tax, motor vehicle license tax, and undivided library taxes are recognized as receivables in accordance with the fiscal year of the State of Ohio that ends June 30, 2021. Therefore, six months of receivables have been recorded for these revenue types.

Deferred Outflows and Deferred Inflows of Resources

Deferred outflows of resources represent a consumption of net position that applies to a future period and so will not be recognized as an outflow of resources (expenditures/expenses) until then. The County recorded a deferred outflow of resources as of December 31, 2020, for pensions/OPEB. The deferred outflows of resources related to the pension are explained in Note 10. The deferred outflows of resources related to OPEB are explained in Note 11. The County also reports a deferred inflow of resources which represents an acquisition of net position that applies to a future period and will not be recognized as an inflow of resources (revenues) until that time. For the County, these amounts consist of special assessments which are not collected in the available period, intergovernmental receivables which are not collected in the available period, and pensions/OPEB. Property taxes for which there is an enforceable legal claim as of December 31, 2020, but which were levied to finance fiscal year 2021 operations, have also been recorded as deferred inflows of resources.

The difference between deferred inflows on the statement of net position and the balance sheet is due to delinquent property taxes, intergovernmental grants, and special assessments not received during the available period. These were reported as revenues on the statement of activities and not recorded as deferred inflows on the statement of net position. Deferred inflows of resources related to pension and OPEB are only reported on the Statement of Net Position. (See Notes 10 and 11, respectively)

Expenses/Expenditures

On the accrual basis, expenses are recognized at the time they are incurred.

The measurement focus of governmental fund accounting is on decreases in net financial resources (expenditures) rather than expenses. Expenditures are generally recognized in the accounting period in which the related fund liability is incurred, if measurable. Allocations of cost, such as depreciation and amortization, are not recognized in governmental funds.

Hocking County
Notes to the Basic Financial Statements
For the Year Ended December 31, 2020

NOTE 2 – SUMMARY OF SIGNIFICANT ACCOUNTING POLICIES – (CONTINUED)

Budgetary Process: The budgetary process is prescribed by provisions of the Revised Code and entails the preparation of budgetary documents within an established timetable. The major documents prepared are the tax budget, the certificate of estimated resources and the appropriations resolution, all of which are prepared on the budgetary basis of accounting. The certificate of estimated resources and the appropriations resolution are subject to amendment throughout the year with the legal restriction that appropriations cannot exceed estimated resources, as certified. All funds, other than custodial funds, legally are required to be budgeted and appropriated. The legal level of budgetary control is at the object level within each department. Budgetary modifications may only be made by resolution of the County Commissioners.

The amounts reported as the original and final budgets on the budgetary statements reflect the amounts in the original and final amended official certificate of estimated resources at the time the original and final appropriations were passed. The County Commissioners legally enacted several supplemental appropriation resolutions during the year. The amounts reported as the original budgeted amounts reflect the first appropriation for that fund that covered the entire fiscal year, including amounts automatically carried over from prior years. The amounts reported as the final budgeted amounts represented the final appropriation amounts passed by the Commissioners during the year.

Cash and Cash Equivalents: Cash balances of the County's funds, except cash held by a trustee or fiscal agent and in segregated accounts, are pooled and invested in short-term investments in order to provide improved cash management. Individual fund integrity is maintained through the County's records. Each fund's interest in the pool is presented as "Equity in Pooled Cash and Cash Equivalents" on the balance sheet and statement of net position. For reporting purposes, "Equity in Pooled Cash and Cash Equivalents" is defined as cash on hand, demand deposits and investments held in the County treasury. Cash and cash equivalents that are held separately within departments of the County and not held with the County Treasurer are recorded in the financial statements as "Cash and Cash Equivalents in Segregated Accounts." For cash flow reporting purposes, the County's proprietary funds consider cash and cash equivalents to be cash on hand, demand deposits and short-term investments with original maturities of three months or less from the date of acquisition. "Equity in Pooled Cash and Cash Equivalents" is considered to be cash and equivalents since these assets are available on demand.

During fiscal year 2020, investments were limited to STAR Ohio, Municipal Issues, Federal Home Loan Mortgage Corporation securities, Federal Farm Credit Banks, money market funds, and negotiable certificates of deposit.

STAR Ohio (the State Treasury Asset Reserve of Ohio), is an investment pool managed by the State Treasurer's Office which allows governments within the State to pool their funds for investment purposes. STAR Ohio is not registered with the SEC as an investment company, but has adopted Governmental Accounting Standards Board (GASB), Statement No. 79, "Certain External Investment Pools and Pool Participants." The County measures their investment in STAR Ohio at the net asset value (NAV) per share provided by STAR Ohio. The NAV per share is calculated on an amortized cost basis that provides an NAV per share that approximates fair value. For 2020, there were no limitations or restrictions on any participant withdrawals due to redemption notice periods, liquidity fees, or redemption gates. However, twenty-four hours advance notice is appreciated for deposits and withdrawals of \$100 million or more. STAR Ohio reserves the right to limit the transaction to \$250 million per day. All accounts of the participant will be combined for these purposes.

Interest is distributed to the General Fund, the Motor Vehicle Gas Tax Fund and a non-major special revenue fund. The interest earned during 2020 amounted to \$311,886, \$17,517, and \$1,800 respectively.

Inventory of Supplies: Inventories of governmental funds are stated at cost while inventories of enterprise funds are stated at the lower of cost or market. For all funds, cost is determined on a first-in, first-out basis. The costs of inventory items are recorded as expenditures in the governmental fund types when used.

Prepaid Items: Payments made for services that will benefit periods beyond year-end are recorded as prepaid items using the consumption method. An asset for prepaid amount is recorded at the time of the payment and an expense or expenditure is reported in the year in which the services are used.

Hocking County
Notes to the Basic Financial Statements
For the Year Ended December 31, 2020

NOTE 2 - SUMMARY OF SIGNIFICANT ACCOUNTING POLICIES – (CONTINUED)

Interfund Assets and Liabilities: Receivables and payables resulting from transactions between funds for services provided or goods received are classified as "Due from Other Funds" or "Due to Other Funds" on the balance sheet. On fund financial statements, outstanding Interfund loans and unpaid amounts for Interfund services are reported as "Interfund receivables/payables." Interfund assets and liabilities within governmental activities are eliminated on the statement of net position.

Capital Assets: General capital assets are capital assets which are associated with and generally arise from governmental activities. They generally result from expenditures in governmental funds. General capital assets are reported in the governmental activities column on the government-wide statement of net position but are not reported on the fund financial statements. Capital assets used by the proprietary funds are reported in both the business-type activities column on the government-wide statement of net position and in the respective funds. In the case of land, buildings, and certain Enterprise Fund assets, the capital asset values initially were determined at December 31, 1995, assigning original acquisition costs when such information was available. In cases where information supporting original costs was not available, estimated historical costs were developed. Donated capital assets are capitalized at acquisition value on the date donated. For all other assets, capital assets were recorded at original cost. The County has a comprehensive inventory management system to monitor and track capital assets and related depreciation. The County has established a capitalization policy of \$1,000 as the threshold for which capital assets are to be reported with the exception of infrastructure, for which the capitalization threshold is \$50,000. The costs of normal maintenance and repairs that do not add to the value of the asset or materially extend asset lives are not capitalized. Improvements that extend the useful life or increase the capacity or operating efficiency of the asset are capitalized at cost.

Public domain (infrastructure) general capital assets consisting of roads, bridges, and guardrails have been capitalized.

Land and construction in progress are not depreciated. Depreciation has been provided on a straight-line basis over the following estimated useful lives:

<u>Description</u>	<u>Estimated Lives</u>
Buildings	40-60
Land improvements	15-25
Machinery and equipment	5-20
Vehicles	5
Wastewater Treatment Plant	25
Collection System	40-50
Infrastructure	10-50

Compensated Absences: The County uses the provisions of GASB Statement No. 16, "Accounting for Compensated Absences". Vacation benefits are accrued as a liability as the benefits are earned if the employees' rights to receive compensation are attributable to services already rendered and it is probable that the employer will compensate the employees for the benefits through paid time off or some other means. Sick leave benefits are accrued as a liability using the vesting method. The liability includes the employees who are currently eligible to receive termination benefits and by those employees for whom it is probable will become eligible to receive payment in the future. The amount is based on accumulated sick leave and employees' wage rates at year-end.

County employees earn vacation and sick leave at varying rates depending on length of service and departmental policy. All accumulated, unused vacation time is paid upon separation if the employee has at least one year of service. Accumulated, unused sick leave is paid up to a maximum of 240 hours depending on the length of service.

Sick leave benefits are accrued as a liability using the vesting method. The liability includes the employees who are currently eligible to receive termination benefits and those the County has identified as probable of receiving payment in the future. The amount is based on accumulated sick leave and employee wage rates at year end taking into consideration any limits specified in the County's union contracts. The entire compensated absences liability is reported on the government-wide financial statements.

NOTE 2 - SUMMARY OF SIGNIFICANT ACCOUNTING POLICIES – (CONTINUED)

On the governmental fund financial statements, compensated absences are recognized as liabilities and expenditures to the extent payments come due each period upon the occurrence of employee resignations and retirements. These amounts are recorded in the account “Matured Compensated Absences Payable” in the fund from which the employees who have accumulated leave are paid. The noncurrent portion of the liability is not reported. For the proprietary funds, the entire amount of compensated absences is reported as a fund liability.

Intergovernmental Revenues: For governmental funds, intergovernmental revenues, such as grants awarded on a non-reimbursement basis, shared revenues, and entitlements, are recorded as receivables and revenues when measurable and available. Reimbursement-type grants are recorded as receivables and revenues when the related expenditures are incurred. Grants, entitlements or shared revenues received for enterprise fund operating purposes are recognized as non-operating revenues in the accounting period in which they are earned and become measurable.

Accrued Liabilities and Long-Term Obligations: All payables, accrued liabilities, and long-term obligations are reported on the government-wide financial statements. All payables, accrued liabilities, and long-term obligations payable from the proprietary funds are reported on the proprietary fund financial statements.

In general, governmental fund payables and accrued liabilities that, once incurred, are paid in a timely manner and in full from current financial resources are reported as obligations of the funds. Long-term notes/loans and special assessment bonds are recognized as liabilities on the fund financial statements when due.

Net Position: Net position represents the difference between assets, liabilities and deferred inflows/outflows of resources. Net investment in capital assets, consists of capital assets, net of accumulated depreciation, reduced by the outstanding balances of any borrowings and the effect of deferred outflows and inflows related to the acquisition, construction or improvement of those assets.

Net position is reported as restricted when there are limitations imposed on their use either through constitutional provisions, or enabling legislation adopted or through external restrictions imposed by creditors, grantors, or laws or regulations of other governments. Other purposes restricted net position includes various grants and other resources restricted for various purposes. The County’s policy is to first apply restricted resources when an expense is incurred for purposes for which both restricted and unrestricted net position are available. Of the County’s restricted net position, none are restricted by enabling legislation.

Capital Contributions: Capital contributions on the proprietary fund financial statements arise from outside contributions of capital assets, from grants, or from outside contributions of resources restricted to capital acquisition and construction.

Fund Balances: Fund balance is divided into five classifications based primarily on the extent to which the County is bound to observe constraints imposed upon the use of the resources in the governmental funds. The classifications are as follows:

Non-spendable - The nonspendable fund balance classification includes amounts that cannot be spent because they are not in spendable form, or legally or contractually required to be maintained intact. The “not in spendable form” criterion includes items that are not expected to be converted to cash.

Restricted – The restricted fund balance is reported as restricted when constraints placed on the use of resources are either externally imposed by creditors (such as through debt covenants), grantors, contributors, or laws or regulations of other governments or is imposed by law through constitutional provisions.

Committed - The committed fund balance classification includes amounts that can be used only for the specific purposes imposed by a formal action (resolution) of the County Commissioners. Those committed amounts cannot be used for any other purpose unless the County Commissioners remove or change the specified use by taking the same type of action (resolution) it employed to previously commit those amounts. Committed fund balance also incorporates contractual obligations to the extent that existing resources in the fund have been specifically committed for use in satisfying those contractual requirements.

NOTE 2 - SUMMARY OF SIGNIFICANT ACCOUNTING POLICIES – (CONTINUED)

Assigned - Amounts in the assigned fund balance classification are intended to be used by the County for specific purposes but do not meet the criteria to be classified as restricted or committed. In governmental funds other than the General Fund, assigned fund balance represents the remaining amount that is not restricted or committed. In the General Fund, assigned amounts represent intended uses established by policies of the County Commissioners.

Unassigned - Unassigned fund balance is the residual classification for the General Fund and includes all spendable amounts not contained in the other classifications. In other governmental funds, the unassigned classification is used only to report a deficit balance resulting from overspending for specific purposes for which amounts had been restricted, committed, or assigned.

The County applies restricted resources first when expenditures are incurred for purposes for which either restricted or unrestricted (committed, assigned, and unassigned) amounts are available. Similarly, within unrestricted fund balance, committed amounts are reduced first followed by assigned, and then unassigned amounts when expenditures are incurred for purposes for which amounts in any of the unrestricted fund balance classifications could be used.

Interfund Transactions: Transfers between governmental and business-type activities on the government-wide financial statements are reported in the same manner as general revenues. Exchange transactions between funds are reported as revenues in the seller funds and as expenditures/expenses in the purchaser funds. Flows of cash or goods from one fund to another without a requirement for repayment are reported as Interfund transfers. Interfund transfers are reported as other financing sources/uses in governmental funds and after nonoperating revenues/expenses in proprietary funds. Repayments from funds responsible for expenditures/expenses to the funds that initially paid for them are not presented on the financial statements. Interfund transfers within governmental activities are eliminated on the statement of activities.

Estimates: The preparation of financial statements in conformity with accounting principles generally accepted in the United States of America requires management to make estimates and assumptions that affect the amount reported in the financial statements and accompanying notes. Actual results may differ from those estimates.

Pensions/Other Postemployment Benefits (OPEB): For purposes of measuring the net pension/OPEB liability, deferred outflows of resources and deferred inflows of resources related to pensions/OPEB, and pension/OPEB expense, information about the fiduciary net position of the pension/OPEB plans and additions to/deductions from their fiduciary net position have been determined on the same basis as they are reported by the pension/OPEB plan. For this purpose, benefit payments (including refunds of employee contributions) are recognized when due and payable in accordance with the benefit terms. The pension/OPEB plans report investments at fair value.

NOTE 3 - CONVERSION OF OPERATIONS FROM BUDGET BASIS TO GAAP BASIS

While reporting financial position, results of operations, and changes in fund balance on the basis of accounting principles generally accepted in the United States of America (GAAP), the budgetary basis as provided by law is based upon accounting for certain transactions on a basis of cash receipts, disbursements, and encumbrances. The Statements of Revenues, Expenditures, and Changes in Fund Balance - Budget and Actual - (Non-GAAP Budgetary Basis) for the General fund and all major Special Revenue Funds are presented on the budgetary basis to provide a meaningful comparison of actual results with the budget. The major differences between the budget basis and the GAAP basis are that:

1. Revenues are recorded when received in cash (budget basis) as opposed to when susceptible to accrual (GAAP basis).
2. Expenditures are recorded when paid in cash (budget basis) as opposed to when the liability is incurred (GAAP basis).
3. Outstanding year-end encumbrances are treated as expenditures (budget basis) rather than as restricted, committed or assigned fund balance for governmental funds (GAAP basis).
4. Certain other financing sources are recorded on a GAAP basis but are not recorded on a budget basis.

Hocking County
Notes to the Basic Financial Statements
For the Year Ended December 31, 2020

NOTE 3 - CONVERSION OF OPERATIONS FROM BUDGET BASIS TO GAAP BASIS – (CONTINUED)

5. Advances-in and advances-out are recorded as other financing sources and uses on a budget basis as opposed to increases or decreases in Interfund receivables or payables on a GAAP basis.
6. Certain funds are reported as part of the General fund on a GAAP basis, but are not reported as part of the General fund on the Budget basis.

Adjustments necessary to convert the results of operations at the end of the year on the budget basis to the GAAP basis are as follows:

Net Changes in Fund Balances
Major Governmental Funds

	General	Motor Vehicle Gas Tax	Board of Developmental Disabilities	Emergency Medical Services
GAAP Basis	\$ 1,898,420	\$ 156,090	\$ 2,193,411	\$ 8,574
Increases (Decreases) Due to:				
Revenue Accruals	411,778	235,970	(1,942)	97,016
Expenditure Accruals	(898,043)	73,296	24,059	31,440
Encumbrances	(282,538)	(368,218)	(181,846)	(80,918)
Perspective Difference:				
Activity of Funds Reclassified For GAAP Reporting Purposes				
Non-Budgeted Funds	(113,522)	-	-	-
Budget Basis	\$ 1,016,095	\$ 97,138	\$ 2,033,682	\$ 56,112

NOTE 4 - DEPOSITS AND INVESTMENTS

Policies and Procedures: State statute classifies monies held by the County into two categories. Active monies mean an amount of public monies determined to be necessary to meet current demand upon the County treasury. Active monies must be maintained either as cash in the County treasury, in commercial accounts payable or withdrawable on demand, including negotiable order of withdrawal (NOW) accounts, or in money market deposit accounts.

Monies held by the County that are not considered active are classified as inactive. Inactive monies may be deposited or invested with certain limitations in the following securities provided the County has filed a written investment policy with the Ohio Auditor of State:

1. United States Treasury bills, bonds, notes, or any other obligation or security issued by the United States Treasury, or any other obligation guaranteed as to principal and interest by the United States, or any book entry, zero-coupon United States Treasury security that is a direct obligation of the United States;
2. Bonds, notes, debentures, or any other obligations or security issued by any federal government agency or instrumentality including, but not limited to, the Federal National Mortgage Association, Federal Home Loan Bank, Federal Farm Credit Bank, Federal Home Loan Mortgage Corporation and Government National Mortgage Association. All federal agency securities shall be direct issuances of federal government agencies or instrumentalities;
3. Written repurchase agreements in the securities listed above provided the market value of the securities subject to the repurchase agreement must exceed the principal value of the agreement by at least two percent and be marked to market daily, and the term of the agreement must not exceed thirty days;
4. Bonds and other obligations of the State of Ohio or its political subdivisions provided the bonds or other obligations of political subdivisions mature within ten years from the date of settlement;

Hocking County
Notes to the Basic Financial Statements
For the Year Ended December 31, 2020

NOTE 4 - DEPOSITS AND INVESTMENTS - (CONTINUED)

5. Time certificates of deposit or savings or deposit accounts including, but not limited to, passbook accounts, in eligible institutions pursuant to ORC sections 135.32;
6. No-load money market mutual funds rated in the highest category at the time of purchase by at least one nationally recognized standard rating service or consisting exclusively of obligations described in (1) or (2) above; commercial paper as described in ORC section 135.143 (6); and repurchase agreements secured by such obligations, provided these investments are made only through eligible institutions;
7. The State Treasurer's investment pool (STAR Ohio);
8. Securities lending agreements in which the County lends securities, and the eligible institution agrees to simultaneously exchange either securities or cash, equal value for equal value, within certain limitations;
9. Up to forty percent of the County's average portfolio in either of the following
 - a. Commercial paper notes in entities incorporated under the laws of Ohio, or any other State, that have assets exceeding five hundred million dollars, which are rated in the highest classification established by two nationally recognized standard rating services, which do not exceed ten percent of the value of the outstanding commercial paper of the issuing corporation and which mature within 270 days after purchase, and the investment in commercial paper notes of a single issuer shall not exceed the aggregated percent of interim monies available for investment at the time of purchase;
 - b. Bankers acceptances eligible for purchases by the Federal Reserve System and which mature within 180 days after purchase.
10. Up to fifteen percent of the County's average portfolio in notes issued by U.S. corporations or by depository institutions doing business under authority granted by the U.S. or any state provided the notes are rated in the three highest categories by at least two nationally recognized standard rating services at the time of purchase and the notes mature not later than three years after purchase;
11. A current unpaid or delinquent tax line of credit, provided certain conditions are met related to a County land reutilization corporation organized under ORC Chapter 1724; and,
12. Up to two percent of the County's average portfolio in debt interests rated at the time of purchase in the three highest categories by two nationally recognized standard rating services and issued by foreign nations diplomatically recognized by the United States government. All interest and principal shall be denominated and payable in United States funds.

Reverse repurchase agreements, investments in derivatives, and investments in stripped principal or interest obligations that are not issued or guaranteed by the United States, are prohibited. The issuance of taxable notes for the purpose of arbitrage, the use of leverage and short selling are also prohibited. Bankers' acceptances must mature within 180 days. Commercial paper and corporate notes must mature within 270 days. All other investments must mature within five years from the date of settlement unless matched to a specific obligation or debt of the County. Investments must be purchased with the expectation that they will be held to maturity.

Investments may only be made through specified dealers and institutions. Investments may only be made through specified dealers and institutions. Payment for investments may be made only upon delivery of the securities representing the investments to the treasurer or, if the securities are not represented by a certificate, upon receipt of confirmation of transfer from the custodian.

Cash on Hand At year end, the County had \$101,466 in un-deposited cash on hand which is included on the financial statements of the County as part of "Equity in Pooled Cash and Cash Equivalents".

Hocking County
Notes to the Basic Financial Statements
For the Year Ended December 31, 2020

NOTE 4 - DEPOSITS AND INVESTMENTS – (CONTINUED)

Custodial credit risk for deposits is the risk that in the event of bank failure, the County will not be able to recover deposits or collateral securities that are in the possession of an outside party. At year end, \$2,388,075 of the County’s bank balance of \$7,591,878 was exposed to custodial credit risk because those deposits were uninsured and uncollateralized. Although all statutory requirements for the deposit of money had been followed, noncompliance with Federal requirements could potentially subject the County to a successful claim by the Federal Deposit Insurance Corporation.

The County has no deposit policy for custodial risk beyond the requirements of State statute. Ohio law requires that deposits either be insured or be protected by:

Eligible securities pledged to the County and deposited with a qualified trustee by the financial institution as security for repayment whose market value at all times shall be at least 105 percent of the deposits being secured; or

Participation in the Ohio Pooled Collateral System (OPCS), a collateral pool of eligible securities deposited with a qualified trustee and pledged to the Treasurer of State to secure the repayment of all public monies deposited in the financial institution. OPCS requires the total market value of the securities pledged to be 102 percent of the deposits being secured or a rate set by the Treasurer of State.

Investments As of December 31, 2020, the County had the following investment and maturity:

	Carrying/Fair	Weighted Average Maturity		
		<1 Year	1 - 2 Years	3-5 Years
Negotiable Certificates of Deposit	\$ 4,389,228	\$ 597,955	\$ 1,269,677	\$ 2,521,596
Money Market Funds	2,034,909	2,034,909	-	-
STAR Ohio	7,739,441	7,739,441	-	-
Federal Farm Credit Banks	785,968	-	550,634	235,334
Federal Home Loan Mortgage Corporation	240,521	-	-	240,521
Municipal Issues	586,887	586,887	-	-
Total Investments	\$ 15,776,954	\$ 10,959,192	\$ 1,820,311	\$ 2,997,451

The County categorizes its fair value measurements within the fair value hierarchy established by generally accepted accounting principles. The hierarchy is based on the valuation inputs used to measure the fair value of the asset. Level 1 inputs are quoted prices in active markets for identical assets. Level 2 inputs are significant other observable inputs; Level 3 inputs are significant unobservable inputs. The above chart identifies the County’s recurring fair value measurements as of December 31, 2020. As discussed further in Note 2, STAR Ohio is reported at its share price. All other investments of the County are valued using quoted market prices (Level 1 inputs).

Interest rate risk – Interest rate risk is the risk that changes in interest rates will adversely affect the fair value of an investment. In accordance with the investment policy, the County manages its exposure to declines in fair values by limiting the weighted average maturity of its investment portfolio. The County has no specific investment policy dealing with interest rate risk.

Credit risk – Credit risk is the risk that an issuer or other counterparty to an investment will not fulfill its obligations. The County’s investment policy does not address credit risk beyond the requirements of the Ohio Revised Code. Investments in Federal Home Loan Mortgage Corporation and Federal Farm Credit Banks were rated AA+ by Standard & Poor’s and Aaa by Moody’s. The County’s investments in individual marketable certificates of deposit are fully insured by the Federal Deposit Insurance Corporation. Investments in the First American Treasury Money Market Fund and STAR Ohio were rated AAAM by Standard & Poor’s. Investments in municipality issues were rated Aa2 by Moody’s.

Hocking County
Notes to the Basic Financial Statements
For the Year Ended December 31, 2020

NOTE 4 - DEPOSITS AND INVESTMENTS – (CONTINUED)

Concentration of credit risk – Concentration of credit risk is the risk of loss attributed to the magnitude of a government’s investment in a single user. The County’s investment policy allows investments in those authorized under the Ohio Revised Code. The County has invested 27.8% in negotiable certificates of deposit, 3.7% in municipality issues, 5.0% in Federal Farm Credit Banks, 1.5% in Federal Home Loan Mortgage Corporation, 49.1% in STAR Ohio, and 12.9% in Money Market Funds.

Custodial credit risk is the risk that in the event of the failure of the counterparty, the County will not be able to recover the value of its investments or collateral securities that are in the possession of an outside party. In accordance with the investment policy, all of the County’s securities are either insured and registered in the name of the County or at least registered in the name of the County.

NOTE 5 - PROPERTY TAXES

Property taxes include amounts levied against all real and public utility personal property located in the County. Taxes collected on real property (other than public utility) in one calendar year are levied in the preceding calendar year on assessed values as of January 1 of that preceding year, the lien date. Assessed values are established by the County Auditor at 35 percent of appraised market value. All property is required to be reappraised every six years. The last reappraisal was completed in 2016. Real property taxes are payable annually or semiannually. The first payment is due February 14, with the remainder payable by July 18.

Public utility real property taxes collected in one calendar year are levied in the preceding calendar year on assessed values determined as of December 31 of the second year preceding the tax collection year, the lien date. Certain public utility property currently is assessed at 88 percent of its true value. Public utility property taxes are payable on the same dates as real property taxes described previously.

The County Treasurer collects property tax on behalf of all taxing districts within the County. The County Auditor periodically remits to itself its share of the taxes collected. The County records receipt of these taxes in various funds.

Accrued property taxes receivables represent delinquent taxes outstanding and real and public utility taxes that were measurable and unpaid as of December 31, 2020. Although total property tax collections for the next fiscal year are measurable, amounts to be received during the available period are not subject to reasonable estimation at December 31 and are not intended to finance 2020 operations. The receivable is therefore offset by a credit to deferred inflows of resources. On the modified accrual basis, the entire receivable is deferred inflows of resources.

The full tax rate for all County operations for the year ended December 31, 2020, was \$17.45 per \$1,000 of assessed value. The assessed values of real property upon which 2020 property tax receipts were based are as follows:

Real Estate	
Residential/Agricultural	\$ 581,017,190
Commercial/Industrial	51,613,330
Public Utilities	88,710
Minerals	332,470
Tangible Personal Property	
Public Utilities	281,711,110
Total Property	<u>\$ 914,762,810</u>

Hocking County
Notes to the Basic Financial Statements
For the Year Ended December 31, 2020

NOTE 6 - PERMISSIVE SALES TAX

The County Commissioners, by resolution, imposed a 1.25 percent tax on certain retail sales, made in the County. Vendor collections of the tax are paid to the State Treasurer by the twenty-third day of the month following collection. The State Tax Commissioner certifies to the State Auditor the amount of the tax to be returned to the County. The Tax Commissioner's certification must be made within forty-five days after the end of each month. The State Auditor then has five days in which to draw the warrant payable to the County. Proceeds of the tax are credited entirely to the General Fund. Amounts that have been collected by the State and are to be received within the available period are accrued as revenue. Sales and use tax revenue for 2020 amounted to \$4,831,223.

In 1998, a 911 Sales Tax in the amount of one quarter of one percent on certain retail sales made in the County was imposed. The proceeds from this tax are credited to the Hocking County 911 Fund and are used for 911 purposes. Amounts that have been collected by the State and are to be received within the available period are accrued as revenue. The 911 sales and use tax revenue for 2020 amounted to \$964,058.

NOTE 7 - CAPITAL ASSETS

Capital asset activity for the year ended December 31, 2020, was as follows:

	Balance at January 1, 2020	Additions	Deletions	Balance December 31, 2020
<u>Governmental Activities</u>				
Non-Depreciable Capital Assets				
Land	\$ 813,212	\$ 189,868	\$ -	\$ 1,003,080
Construction In Progress	-	605,396	-	605,396
Total Non-Depreciable Capital Assets	<u>813,212</u>	<u>795,264</u>	<u>-</u>	<u>1,608,476</u>
Depreciable Capital Assets				
Land Improvements	240,821	141,823	-	382,644
Buildings	7,876,320	314,711	-	8,191,031
Infrastructure	40,585,471	2,079,357	-	42,664,828
Vehicles	5,652,732	300,134	(38,480)	5,914,386
Machinery and Equipment	6,268,167	563,205	(7,603)	6,823,769
Total Depreciable Capital Assets	<u>60,623,511</u>	<u>3,399,230</u>	<u>(46,083)</u>	<u>63,976,658</u>
Less Accumulated Depreciation for				
Land Improvements	(117,827)	(21,719)	-	(139,546)
Buildings	(2,546,132)	(282,131)	-	(2,828,263)
Infrastructure	(21,355,459)	(1,506,361)	-	(22,861,820)
Vehicles	(3,576,932)	(376,487)	15,392	(3,938,027)
Machinery and Equipment	(3,537,756)	(411,915)	8,566	(3,941,105)
Total Accumulated Depreciation	<u>(31,134,106)</u>	<u>(2,598,613)</u>	<u>23,958</u>	<u>(33,708,761)</u>
Total Depreciable Capital Assets, Net	<u>29,489,405</u>	<u>800,617</u>	<u>(22,125)</u>	<u>30,267,897</u>
Governmental Activities Capital Assets, Net	<u>\$ 30,302,617</u>	<u>\$ 1,595,881</u>	<u>\$ (22,125)</u>	<u>\$ 31,876,373</u>

Hocking County
Notes to the Basic Financial Statements
For the Year Ended December 31, 2020

NOTE 7 - CAPITAL ASSETS – (CONTINUED)

Depreciation expense was charged to governmental functions as follows:

Governmental Activities

General Government

Legislative and Executive	\$ 115,747
Judicial	125,064
Public Safety	459,707
Public Works	1,725,111
Health	100,754
Human Services	69,110
Conservation and Recreation	3,120
Total Depreciation Expense - Governmental Activities	\$ 2,598,613

	Balance at	Additions	Deletions	Balance at
	January 1, 2020			December 31, 2020
Business Type Activities				
Non-Depreciable Capital Assets				
Land	\$ 29,000	\$ -	\$ -	\$ 29,000
Construction in Progress	7,534,236	3,574,952	(5,297,323)	5,811,865
Total Non-Depreciable Capital Assets	7,563,236	3,574,952	(5,297,323)	5,840,865
Depreciable Capital Assets				
Wastewater Treatment Plant	362,597	-	-	362,597
Vehicles	25,630	-	-	25,630
Collection System	1,829,858	5,297,323	-	7,127,181
Total Depreciable Capital Assets	2,218,085	5,297,323	-	7,515,408
Less Accumulated Depreciation for				
Wastewater Treatment Plant	(362,597)	-	-	(362,597)
Vehicle	(7,689)	(5,126)	-	(12,815)
Collection System	(1,033,926)	(110,914)	-	(1,144,840)
Total Accumulated Depreciation	(1,404,212)	(116,040)	-	(1,520,252)
Total Depreciable Capital Assets, Net	813,873	5,181,283	-	5,995,156
Business Type Activities Capital Assets, Net	\$ 8,377,109	\$ 8,756,235	\$ (5,297,323)	\$ 11,836,021

Hocking County
Notes to the Basic Financial Statements
For the Year Ended December 31, 2020

NOTE 8 - INTERGOVERNMENTAL RECEIVABLES

A summary of the principal items of intergovernmental receivables is as follows:

Fund/Type	Amount
Major Funds	
General Fund	
Local Government	\$ 199,001
Homestead Rollback	158,387
Other	197,811
<i>Total General Fund</i>	555,199
Motor Vehicle Gas Tax	
License, Gasoline & Permissive Taxes	2,348,252
Other	2,609
<i>Total Motor Vehicle Gas Tax</i>	2,350,861
Board of Developmental Disabilities	
Grants and Entitlements	66,760
Homestead Rollback	118,945
<i>Total Board of Developmental Disabilities</i>	185,705
Emergency Medical Services	
Homestead Rollback	104,065
<i>Total Emergency Medical Services</i>	104,065
Total Major Funds	3,195,830
 <i>Other Governmental Funds</i>	
Grants and Entitlements	165,912
Homestead Rollback	19,845
<i>Total Other Governmental Funds</i>	185,757
Total Intergovernmental Receivables	
Governmental Funds	\$ 3,381,587
 <i>Custodial Funds</i>	
License, Gasoline and Permissive Taxes	\$ 823,502
Undivided Library Tax	409,951
Local Government	241,195
Other	93,900
Total Custodial Funds	\$ 1,568,548

NOTE 9 - RISK MANAGEMENT

The County is exposed to various risks of loss related to torts; theft of, damage to, or destruction of assets; errors and omissions; employee injuries; and natural disasters. The Buckeye Joint-County Self-Insurance Council is a jointly governed organization that serves Hocking, Jackson, Lawrence, Meigs, Monroe, Morgan, Noble, Pike, Vinton and Washington Counties, and was formed as an Ohio non-profit corporation for the purpose of establishing an insurance purchasing pool to obtain general liability, law enforcement, professional and fleet insurance. Member counties provide operating resources to the corporation based on actuarially determined rates.

The degree of control exercised by any participating government is limited to its representation on the Board. The Governing Board is composed of at least one County Commissioner from each of the participating counties. The Governing Board annually elects officers that include a President, Vice President, Second Vice-President and two Governing Board members. The Governing Board must approve the expenditures and investments of funds by the officer unless the Governing Board has set specific limits.

In the event of losses, the member will pay the first \$2,500 of any valid claim, except for electrical substations, transformers, and deep well pumps for which the deductible is \$10,000. The Council's liability insurance carrier will pay up to the policy limits, after the deductible. Any liability or judgment that exceeds the policy limits goes back to Hocking County. The agreement between the County and the Council indicates that a voluntary withdrawal or termination by the County shall constitute a forfeiture of any pro-rata share of the Council reserve fund.

In the event of the termination of the Council, after sufficient time for payment of any potential claims and expense, any balance would be refunded to the members of the Council, pro-rated based upon their last year's contribution. During 2020, Hocking County paid \$161,619 to the Council for insurance coverage. This jointly governed organization is a cost-sharing pool.

The County pays the State Bureau of Worker's Compensation System a premium based on a rate per \$100 of salary. This rate is calculated based upon accident history and administrative costs. The County pays all elected officials' bonds by statute.

The County has not incurred significant reductions in insurance coverage from coverage in the prior year by major category of risk. Settled claims resulting from these risks have not exceeded commercial insurance coverage in any of the past three years.

NOTE 10- DEFINED BENEFIT PENSION PLANS

Net Pension Liability

Substantially all County employees are covered by the Ohio Public Employees Retirement System (OPERS).

The net pension liability reported on the statement of net position represents a liability to employees for pensions. Pensions are a component of exchange transactions—between an employer and its employees—of salaries and benefits for employee services. Pensions are provided to an employee—on a deferred-payment basis—as part of the total compensation package offered by an employer for employee services each financial period. The obligation to sacrifice resources for pensions is a present obligation because it was created as a result of employment exchanges that already have occurred.

The net pension liability represents the County's proportionate share of the pension plan's collective actuarial present value of projected benefit payments attributable to past periods of service, net of the pension plan's fiduciary net position. The net pension liability calculation is dependent on critical long-term variables, including estimated average life expectancies, earnings on investments, cost of living adjustments and others. While these estimates use the best information available, unknowable future events require adjusting this estimate annually.

NOTE 10- DEFINED BENEFIT PENSION PLANS - (CONTINUED)

Net Pension Liability (continued)

Ohio Revised Code limits the County's obligation for this liability to annually required payments. The County cannot control benefit terms or the manner in which pensions are financed; however, the County does receive the benefit of employees' services in exchange for compensation including pension.

GASB 68 assumes the liability is solely the obligation of the employer, because (1) they benefit from employee services; and (2) State statute requires all funding to come from these employers. All contributions to date have come solely from these employers (which also includes costs paid in the form of withholdings from employees). State statute requires the pension plans to amortize unfunded liabilities within 30 years. If the amortization period exceeds 30 years, each pension plan's board must propose corrective action to the State legislature. Any resulting legislative change to benefits or funding could significantly affect the net pension liability. Resulting adjustments to the net pension liability would be effective when the changes are legally enforceable.

The proportionate share of the plan's unfunded benefits is presented as a long-term *net pension liability* on the accrual basis of accounting. Any liability for the contractually-required pension contribution outstanding at the end of the year is included in *intergovernmental payable* on both the accrual and modified accrual bases of accounting.

Plan Description – Ohio Public Employees Retirement System (OPERS)

Plan Description - County employees, participate in the Ohio Public Employees Retirement System (OPERS). OPERS administers three separate pension plans. The traditional plan is a cost-sharing, multiple-employer defined benefit pension plan. The member-directed plan is a defined contribution plan in which the member invests both member and employer contributions (employer contributions vest over five years at 20 percent per year). Under the member-directed plan, members accumulate retirement assets equal to the value of the member and vested employer contributions plus any investment earnings. The combined plan is a cost-sharing, multiple-employer defined benefit pension plan that has elements of both a defined benefit and a defined contribution plan. Under the combined plan, OPERS invests employer contributions to provide a formula retirement benefit similar in nature to, but less than, the Traditional Pension Plan benefit. Member contributions, whose investment is self-directed by the member, accumulate retirement assets in a manner similar to the member-directed plan.

OPERS provides retirement, disability, survivor and death benefits, and annual cost of living adjustments to members of the traditional plan. Authority to establish and amend benefits is provided by Chapter 145 of the Ohio Revised Code. OPERS issues a stand-alone financial report that includes financial statements, required supplementary information and detailed information about OPERS' fiduciary net position that may be obtained by visiting <https://www.opers.org/financial/reports.shtml>, by writing to the Ohio Public Employees Retirement System, 277 East Town Street, Columbus, Ohio 43215-4642, or by calling 800-222-7377.

Senate Bill (SB) 343 was enacted into law with an effective date of January 7, 2013. In the legislation, members were categorized into three groups with varying provisions of the law applicable to each group. The following table provides age and service requirements for retirement and the retirement formula applied to final average salary (FAS) for the three member groups under the traditional plan as per the reduced benefits adopted by SB 343 (see OPERS CAFR referenced above for additional information):

Hocking County
Notes to the Basic Financial Statements
For the Year Ended December 31, 2020

NOTE 10- DEFINED BENEFIT PENSION PLANS - (CONTINUED)

Plan Description – Ohio Public Employees Retirement System (OPERS) (continued)

Group A Eligible to retire prior to January 7, 2013 or five years after January 7, 2013	Group B 20 years of service credit prior to January 7, 2013 or eligible to retire ten years after January 7, 2013	Group C Members not in other Groups and members hired on or after January 7, 2013
State and Local	State and Local	State and Local
Age and Service Requirements: Age 60 with 60 months of service credit or Age 55 with 25 years of service credit	Age and Service Requirements: Age 60 with 60 months of service credit or Age 55 with 25 years of service credit	Age and Service Requirements: Age 57 with 25 years of service credit or Age 62 with 5 years of service credit
Formula: 2.2% of FAS multiplied by years of service for the first 30 years and 2.5% for service years in excess of 30	Formula: 2.2% of FAS multiplied by years of service for the first 30 years and 2.5% for service years in excess of 30	Formula: 2.2% of FAS multiplied by years of service for the first 35 years and 2.5% for service years in excess of 35
Public Safety	Public Safety	Public Safety
Age and Service Requirements: Age 48 with 25 years of service credit or Age 52 with 15 years of service credit	Age and Service Requirements: Age 48 with 25 years of service credit or Age 52 with 15 years of service credit	Age and Service Requirements: Age 52 with 25 years of service credit or Age 56 with 15 years of service credit
Law Enforcement	Law Enforcement	Law Enforcement
Age and Service Requirements: Age 52 with 15 years of service credit	Age and Service Requirements: Age 48 with 25 years of service credit or Age 52 with 15 years of service credit	Age and Service Requirements: Age 48 with 25 years of service credit or Age 56 with 15 years of service credit
Public Safety and Law Enforcement	Public Safety and Law Enforcement	Public Safety and Law Enforcement
Formula: 2.5% of FAS multiplied by years of service for the first 25 years and 2.1% for service years in excess of 25	Formula: 2.5% of FAS multiplied by years of service for the first 25 years and 2.1% for service years in excess of 25	Formula: 2.5% of FAS multiplied by years of service for the first 25 years and 2.1% for service years in excess of 25

Final average Salary (FAS) represents the average of the three highest years of earnings over a member’s career for Groups A and B. Group C is based on the average of the five highest years of earnings over a member’s career. Members who retire before meeting the age and years of service credit requirement for unreduced benefits receive a percentage reduction in the benefit amount. When a benefit recipient has received benefits for 12 months, an annual cost of living adjustment (COLA) is provided. This COLA is calculated on the base retirement benefit at the date of retirement and is not compounded. For those retiring prior to January 7, 2013, the COLA will continue to be a 3 percent simple annual COLA. For those retiring subsequent to January 7, 2013, beginning in calendar year 2019, the COLA will be based on the average percentage increase in the Consumer Price Index, capped at 3 percent.

Defined contribution plan benefits are established in the plan documents, which may be amended by the Board. Member-directed plan and combined plan members who have met the retirement eligibility requirements may apply for retirement benefits. The amount available for defined contribution benefits in the combined plan consists of the member’s contributions plus or minus the investment gains or losses resulting from the member’s investment selections. Combined plan members wishing to receive benefits must meet the requirements for both the defined benefit and defined contribution plans. Member-directed participants must have attained the age of 55, have money on deposit in the defined contribution plan and have terminated public service to apply for retirement benefits. The amount available for defined contribution benefits in the member-directed plan consists of the members’ contributions, vested employer contributions and investment gains or losses resulting from the members’ investment selections.

Hocking County
Notes to the Basic Financial Statements
For the Year Ended December 31, 2020

NOTE 10- DEFINED BENEFIT PENSION PLANS - (CONTINUED)

Plan Description – Ohio Public Employees Retirement System (OPERS) (continued)

Employer contributions and associated investment earnings vest over a five-year period, at a rate of 20 percent each year. At retirement, members may select one of several distribution options for payment of the vested balance in their individual OPERS accounts. Options include the purchase of a monthly defined benefit annuity from OPERS (which includes joint and survivor options), partial lump-sum payments (subject to limitations), a rollover of the vested account balance to another financial institution, receipt of entire account balance, net of taxes withheld, or a combination of these options.

Beginning in 2022, the Combined Plan will be consolidated under the Traditional Pension Plan (defined benefit plan) and the Combined Plan option will no longer be available for new hires beginning in 2022.

Funding Policy - The Ohio Revised Code (ORC) provides statutory authority for member and employer contributions as follows:

	State and Local	Public Safety	Law Enforcement
2020 Statutory Maximum Contribution Rates			
Employer	14.0 %	18.1 %	18.1 %
Employee	10.0 %	*	**
 2020 Actual Contribution Rates			
Employer:			
Pension	14.0 %	18.1 %	18.1 %
Post-employment Health Care Benefits	0.0	0.0	0.0
Total Employer	14.0 %	18.1 %	18.1 %
Employee	10.0 %	12.0 %	13.0 %

* This rate is determined by OPERS' Board and has no maximum rate established by ORC.

** This rate is also determined by OPERS' Board, but is limited by ORC to not more than 2 percent greater than the Public Safety rate.

Employer contribution rates are actuarially determined and are expressed as a percentage of covered payroll.

The County's contractually required contribution was \$1,614,486 for 2020. Of this amount, \$127,516 is reported as an intergovernmental payable.

Hocking County
Notes to the Basic Financial Statements
For the Year Ended December 31, 2020

NOTE 10- DEFINED BENEFIT PENSION PLANS - (CONTINUED)

Pension Liabilities, Pension Expense, and Deferred Outflows of Resources and Deferred Inflows of Resources Related to Pensions

The net pension liability for OPERS was measured as of December 31, 2019, and the total pension liability used to calculate the net pension liability was determined by an actuarial valuation as of that date. The County's proportion of the net pension liability was based on the County's share of contributions to the pension plan relative to the contributions of all participating entities. Following is information related to the proportionate share and pension expense:

	OPERS
Proportionate Share of the Net Pension Liability - Current Year	0.0755400%
Proportionate Share of the Net Pension Liability - Prior Year	0.0762540%
Change in Proportionate Share	-0.0007140%
Proportion of the Net Pension Liability	\$14,930,994
Pension Expense	\$2,607,263

At December 31, 2020, the County reported deferred outflows of resources and deferred inflows of resources related to pensions from the following sources:

	OPERS
Deferred Outflows of Resources	
Changes of assumptions	\$ 797,489
Changes in County proportionate share	193,835
County contributions subsequent to the measurement date	1,614,486
Total	\$2,605,810
 Deferred Inflows of Resources	
Differences between expected and actual economic experience	\$188,783
Differences between projected and actual investment earnings	2,978,397
Differences between County contributions changes in County proportionate share	194,815
Total	\$3,361,995

Hocking County
Notes to the Basic Financial Statements
For the Year Ended December 31, 2020

NOTE 10- DEFINED BENEFIT PENSION PLANS - (CONTINUED)

Pension Liabilities, Pension Expense, and Deferred Outflows of Resources and Deferred Inflows of Resources Related to Pensions (continued)

\$1,614,486 reported as deferred outflows of resources related to pension resulting from County contributions subsequent to the measurement date will be recognized as a reduction of the net pension liability in the year ending December 31, 2021. Other amounts reported as deferred outflows of resources and deferred inflows of resources related to pension will be recognized in pension expense as follows:

Year Ending December 31:	OPERS
2021	(\$315,889)
2022	(995,499)
2023	123,333
2024	(1,182,616)
Total	(\$2,370,671)

Actuarial Assumptions - OPERS

Actuarial valuations of an ongoing plan involve estimates of the values of reported amounts and assumptions about the probability of occurrence of events far into the future. Examples include assumptions about future employment, mortality, and cost trends. Actuarially determined amounts are subject to continual review or modification as actual results are compared with past expectations and new estimates are made about the future. Projections of benefits for financial-reporting purposes are based on the substantive plan (the plan as understood by the employers and plan members) and include the types of benefits provided at the time of each valuation. The total pension liability was determined by an actuarial valuation as of December 31, 2019, using the following actuarial assumptions and methods applied to all prior periods included in the measurement in accordance with the requirements of GASB 67.

Key methods and assumptions used in the latest actuarial valuation, reflecting experience study results, prepared as of December 31, 2019, are presented below for the OPERS Traditional Plan.

Wage Inflation	3.25 percent
Future Salary Increases, including inflation	3.25 to 10.75 percent including wage inflation at 3.25
COLA or Ad Hoc COLA:	
Pre-January 7, 2013 Retirees	3 percent, simple
Post-January 7, 2013 Retirees	1.4 percent, simple through 2020, then 2.15 percent, simple
Investment Rate of Return	7.2 percent
Actuarial Cost Method	Individual Entry Age

In October 2019, the OPERS Board adopted a change in COLA for Post-January 7, 2013 retirees, changing it from 3 percent simple through 2018 then 2.15 percent simple to 1.4 percent simple through 2020 then 2.15 percent simple.

Pre-retirement mortality rates are based on the RP-2014 Employees mortality table for males and females, adjusted for mortality improvement back to the observation period base year of 2006. The base year for males and females was then established to be 2015 and 2010, respectively. Post-retirement mortality rates are based on the RP-2014 Healthy Annuitant

Hocking County
Notes to the Basic Financial Statements
For the Year Ended December 31, 2020

NOTE 10- DEFINED BENEFIT PENSION PLANS - (CONTINUED)

Actuarial Assumptions – OPERS (continued)

mortality table for males and females, adjusted for mortality improvement back to the observation period base year of 2006. The base year for males and females was then established to be 2015 and 2010, respectively. Post-retirement mortality rates for disabled retirees are based on the RP-2014 Disabled mortality table for males and females, adjusted for mortality improvement back to the observation period base year of 2006. The base year for males and females was then established to be 2015 and 2010, respectively. Mortality rates for a particular calendar year are determined by applying the MP-2015 mortality improvement scale to all of the above-described tables. The most recent experience study was completed for the five-year period ended December 31, 2015.

During 2019, OPERS managed investments in three investment portfolios: the Defined Benefit portfolio, the Health Care portfolio and the Defined Contribution portfolio. The Defined Benefit portfolio contains the investment assets of the Traditional Pension Plan, the defined benefit component of the Combined Plan and the annuitized accounts of the Member-Directed Plan. Within the Defined Benefit portfolio, contributions into the plans are all recorded at the same time, and benefit payments all occur on the first of the month. Accordingly, the money-weighted rate of return is considered to be the same for all plans within the portfolio. The annual money-weighted rate of return expressing investment performance, net of investment expenses and adjusted for the changing amounts actually invested, for the Defined Benefit portfolio was a loss of 17.2% for 2019.

The allocation of investment assets with the Defined Benefit portfolio is approved by the Board of Trustees as outlined in the annual investment plan. Plan assets are managed on a total return basis with a long-term objective of achieving and maintaining a fully funded status for the benefits provided through the defined benefit pension plans. The long-term expected rate of return on defined benefit investment assets was determined using a building-block method in which best-estimate ranges of expected future real rates of return are developed for each major asset class. These ranges are combined to produce the long-term expected real rate of return by weighting the expected future real rates of return by the target asset allocation percentage, adjusted for inflation. Best estimates of arithmetic real rates of return were provided by the Board's investment consultant. For each major asset class that is included in the Defined Benefit portfolio's target asset allocation as of December 31, 2019, these best estimates are summarized in the following table:

Asset Class	Target Allocation	Weighted Average Long-Term Expected Real Rate of Return (Arithmetic)
Fixed Income	25.00 %	1.83 %
Domestic Equities	19.00	5.75
Real Estate	10.00	5.20
Private Equity	12.00	10.70
International Equities	21.00	7.66
Other investments	13.00	4.98
Total	100.00 %	5.61 %

NOTE 10- DEFINED BENEFIT PENSION PLANS (Continued)

Actuarial Assumptions – OPERS (continued)

Discount Rate

The discount rate used to measure the total pension liability was 7.2% for the Traditional Pension Plan and the Combined Plan. The projection of cash flows used to determine the discount rate assumed that contributions from plan members and those of the contributing employers are made at the contractually required rates, as actuarially determined. Based on those assumptions, the pension plan’s fiduciary net position was projected to be available to make all projected future benefit payments of current plan members. Therefore, the long-term expected rate of return on pension plan investments was applied to all periods of projected benefit payments to determine the total pension liability.

Sensitivity of the County’s Proportionate Share of the Net Pension Liability to Changes in the Discount Rate

The following table presents the County’s proportionate share of the net pension liability calculated using the current period discount rate assumption of 7.20 percent, as well as what the County’s proportionate share of the net pension liability would be if it were calculated using a discount rate that is one-percentage-point lower (6.20 percent) or one-percentage-point higher (8.20 percent) than the current rate:

	1% Decrease (6.20%)	Current Discount Rate (7.20%)	1% Increase (8.20%)
County’s proportionate share of the net pension liability	\$24,626,040	\$14,930,994	\$6,215,432

NOTE 11 – DEFINED BENEFIT OPEB PLANS

Net OPEB Liability

The net OPEB liability reported on the statement of net position represents a liability to employees for OPEB. OPEB is a component of exchange transactions—between an employer and its employees—of salaries and benefits for employee services. OPEB are provided to an employee—on a deferred-payment basis—as part of the total compensation package offered by an employer for employee services each financial period. The obligation to sacrifice resources for OPEB is a present obligation because it was created as a result of employment exchanges that already have occurred.

The net OPEB liability represents the County’s proportionate share of the OPEB plan’s collective actuarial present value of projected benefit payments attributable to past periods of service, net of the OPEB plan’s fiduciary net position. The net OPEB liability calculation is dependent on critical long-term variables, including estimated average life expectancies, earnings on investments, cost of living adjustments and others. While these estimates use the best information available, unknowable future events require adjusting these estimates annually.

The Ohio Revised Code limits the County’s obligation for this liability to annually required payments. The County cannot control benefit terms or the manner in which OPEB are financed; however, the County does receive the benefit of employees’ services in exchange for compensation including OPEB.

GASB 75 assumes the liability is solely the obligation of the employer, because they benefit from employee services. OPEB contributions come from these employers and health care plan enrollees which pay a portion of the health care costs in the form of a monthly premium. The Ohio revised Code permits, but does not require the retirement systems to provide healthcare to eligible benefit recipients. Any change to benefits or funding could significantly affect the net OPEB liability. Resulting adjustments to the net OPEB liability would be effective when the changes are legally enforceable. The retirement systems may allocate a portion of the employer contributions to provide for these OPEB benefits.

The proportionate share of the plan’s unfunded benefits is presented as a long-term *net OPEB liability* on the accrual basis of accounting. Any liability for the contractually-required OPEB contribution outstanding at the end of the year is included in *intergovernmental payable* on both the accrual and modified accrual bases of accounting.

NOTE 11 – DEFINED BENEFIT OPEB PLANS – (CONTINUED)

Plan Description – Ohio Public Employees Retirement System (OPERS)

Plan Description - The Ohio Public Employees Retirement System (OPERS) administers three separate pension plans: the traditional pension plan, a cost-sharing, multiple-employer defined benefit pension plan; the member-directed plan, a defined contribution plan; and the combined plan, a cost-sharing, multiple-employer defined benefit pension plan that has elements of both a defined benefit and defined contribution plan.

OPERS maintains a cost-sharing, multiple-employer defined benefit post-employment health care trust, which funds multiple health care plans including medical coverage, prescription drug coverage and deposits to a Health Reimbursement Arrangement to qualifying benefit recipients of both the traditional pension and the combined plans. This trust is also used to fund health care for member-directed plan participants, in the form of a Retiree Medical Account (RMA). At retirement or refund, member directed plan participants may be eligible for reimbursement of qualified medical expenses from their vested RMA balance.

In order to qualify for postemployment health care coverage, age and service retirees under the traditional pension and combined plans must have twenty or more years of qualifying Ohio service credit with a minimum age of 60, or generally 30 years of qualifying service at any age. Health care coverage for disability benefit recipients and qualified survivor benefit recipients is available. The health care coverage provided by OPERS meets the definition of an Other Post Employment Benefit (OPEB) as described in GASB Statement 75. See OPERS Comprehensive Annual Financial Report referenced below for additional information.

The Ohio Revised Code permits, but does not require OPERS to provide health care to its eligible benefit recipients. Authority to establish and amend health care coverage is provided to the Board in Chapter 145 of the Ohio Revised Code. Disclosures for the health care plan are presented separately in the OPERS financial report. Interested parties may obtain a copy by visiting <https://www.opers.org/financial/reports.shtml>, by writing to OPERS, 277 East Town Street, Columbus, Ohio 43215-4642, or by calling (614) 222-5601 or 800-222-7377.

Funding Policy - The Ohio Revised Code provides the statutory authority requiring public employers to fund postemployment health care through their contributions to OPERS. When funding is approved by OPERS Board of Trustees, a portion of each employer's contribution to OPERS is set aside to fund OPERS health care plans. Health care is not being funded.

Employer contribution rates are expressed as a percentage of the earnable salary of active members. In 2020, state and local employers contributed at a rate of 14.0 percent of earnable salary and public safety and law enforcement employers contributed at 18.1 percent. These are the maximum employer contribution rates permitted by the Ohio Revised Code. Active member contributions do not fund health care.

Each year, the OPERS Board determines the portion of the employer contribution rate that will be set aside to fund health care plans. The portion of employer contributions allocated to health care for members in the Traditional Pension Plan and Combined Plan was 0 percent during calendar year 2020. As recommended by OPERS' actuary, the portion of employer contributions allocated to health care beginning January 1, 2020 is 0 percent for both plans. The OPERS Board is also authorized to establish rules for the retiree or their surviving beneficiaries to pay a portion of the health care provided. Payment amounts vary depending on the number of covered dependents and the coverage selected. The employer contribution as a percentage of covered payroll deposited into the RMA for participants in the Member-Directed Plan for 2020 was 4.0 percent.

Employer contribution rates are actuarially determined and are expressed as a percentage of covered payroll. The County's contractually required contribution was \$0 for 2020.

Hocking County
Notes to the Basic Financial Statements
For the Year Ended December 31, 2020

NOTE 11 – DEFINED BENEFIT OPEB PLANS (Continued)

OPEB Liabilities, OPEB Expense, and Deferred Outflows of Resources and Deferred Inflows of Resources Related to OPEB

The net OPEB liability and total OPEB liability for OPERS were determined by an actuarial valuation as of December 31, 2018, rolled forward to the measurement date of December 31, 2019, by incorporating the expected value of health care cost accruals, the actual health care payment, and interest accruals during the year. The County’s proportion of the net OPEB liability was based on the County’s share of contributions to the retirement plan relative to the contributions of all participating entities.

Following is information related to the proportionate share, the net OPEB liability and OPEB expense:

	OPERS
Proportion of the Net OPEB Liability:	
Current Measurement Date	0.072269%
Prior Measurement Date	0.072908%
Change in Proportionate Share	-0.0006390%
Proportionate Share of the Net	
OPEB Pension Liability	\$9,982,227
OPEB Expense	\$1,115,978

At December 31, 2020, the County reported deferred outflows of resources and deferred inflows of resources related to OPEB from the following sources:

	OPERS
Deferred Outflows of Resources	
Differences between expected and actual experience	\$268
Changes of assumptions	1,580,080
Changes in proportion and differences between County contributions and changes in County proportion	104,252
Total Deferred Outflows of Resources	\$1,684,600
Deferred Inflows of Resources	
Differences between expected and actual experience	\$912,920
Net difference between projected and actual earnings on OPEB plan investments	508,292
Changes in proportion and differences between County contributions and changes in County proportion	104,770
Total Deferred Inflows of Resources	\$1,525,982

Hocking County
Notes to the Basic Financial Statements
For the Year Ended December 31, 2020

NOTE 11 – DEFINED BENEFIT OPEB PLANS (Continued)

OPEB Liabilities, OPEB Expense, and Deferred Outflows of Resources and Deferred Inflows of Resources Related to OPEB (continued)

There were no County contributions related to OPEB subsequent to the measurement date. Other amounts reported as deferred outflows of resources and deferred inflows of resources related to OPEB will be recognized in OPEB expense as follows:

Year Ending December 31:	OPERS
2021	\$273,756
2022	101,655
2023	404
2024	(217,197)
Total	\$158,618

Actuarial Assumptions - OPERS

Actuarial valuations of an ongoing plan involve estimates of the values of reported amounts and assumptions about the probability of occurrence of events far into the future. Examples include assumptions about future employment, mortality, and cost trends. Actuarially determined amounts are subject to continual review or modification as actual results are compared with past expectations and new estimates are made about the future.

Projections of benefits for financial reporting purposes are based on the substantive plan and include the types of coverage provided at the time of each valuation and the historical pattern of sharing of costs between OPERS and plan members. The total OPEB liability was determined by an actuarial valuation as of December 31, 2018, rolled forward to the measurement date of December 31, 2019. The actuarial valuation used the following actuarial assumptions applied to all prior periods included in the measurement in accordance with the requirements of GASB 74:

Wage Inflation	3.25 percent
Projected Salary Increases, including inflation	3.25 to 10.75 percent including wage inflation
Single Discount Rate:	
Current measurement date	3.16 percent
Prior Measurement date	3.96 percent
Investment Rate of Return	6.00 percent
Municipal Bond Rate:	
Current measurement date	2.75 percent
Prior Measurement date	3.71 percent
Health Care Cost Trend Rate:	
Current measurement date	10.0 percent, initial 3.50 percent, ultimate in 2030
Prior Measurement date	7.25 percent, initial 3.25 percent, ultimate in 2029
Actuarial Cost Method	Individual Entry Age Normal

Pre-retirement mortality rates are based on the RP-2014 Employees mortality table for males and females, adjusted for mortality improvement back to the observation period base year of 2006. The base year for males and females was then established to be 2015 and 2010, respectively. Post-retirement mortality rates are based on the RP-2014 Healthy Annuitant mortality table for males and females, adjusted for mortality improvement back to the observation period base year of 2006.

Hocking County
Notes to the Basic Financial Statements
For the Year Ended December 31, 2020

NOTE 11 – DEFINED BENEFIT OPEB PLANS (Continued)

Actuarial Assumptions – OPERS (continued)

The base year for males and females was then established to be 2015 and 2010, respectively. Post-retirement mortality rates for disabled retirees are based on the RP-2014 Disabled mortality table for males and females, adjusted for mortality improvement back to the observation period base year of 2006. The base year for males and females was then established to be 2015 and 2010, respectively. Mortality rates for a particular calendar year are determined by applying the MP-2015 mortality improvement scale to all of the above-described tables. The most recent experience study was completed for the five-year period ended December 31, 2015.

During 2019, OPERS managed investments in three investment portfolios: the Defined Benefit portfolio, the Health Care portfolio and the Defined Contribution portfolio. The Health Care portfolio includes the assets for health care expenses for the Traditional Pension Plan, Combined Plan and Member-Directed Plan eligible members. Within the Health Care portfolio, if any contribution are made into the plans, the contributions are assumed to be received continuously throughout the year based on the actual payroll payable at the time contributions are made. Health care-related payments are assumed to occur mid-year. Accordingly, the money-weighted rate of return is considered to be the same for all plans within the portfolio. The annual money-weighted rate of return expressing investment performance, net of investment expenses and adjusted for the changing amounts actually invested, for the Health Care portfolio was 19.7 percent for 2019.

The allocation of investment assets within the Health Care portfolio is approved by the Board of Trustees as outlined in the annual investment plan. Assets are managed on a total return basis with a long-term objective of continuing to offer a sustainable health care program for current and future retirees. OPERS’ primary goal is to achieve and maintain a fully funded status for the benefits provided through the defined pension plans. Health care is a discretionary benefit. The long-term expected rate of return on health care investment assets was determined using a building-block method in which best-estimate ranges of expected future real rates of return are developed for each major asset class. These ranges are combined to produce the long-term expected real rate of return by weighting the expected future real rates of return by the target asset allocation percentage, adjusted for inflation. For each major asset class that is included in the Health Care’s portfolio’s target asset allocation as of December 31, 2019, these best estimates are summarized in the following table:

Asset Class	Target Allocation	Weighted Average Long-Term Expected Real Rate of Return (Arithmetic)
Fixed Income	36.00 %	1.53 %
Domestic Equities	21.00	5.75
Real Estate Investment Trust	6.00	5.69
International Equities	23.00	7.66
Other investments	14.00	4.90
Total	100.00 %	4.55 %

Discount Rate A single discount rate of 3.16 percent was used to measure the OPEB liability on the measurement date of December 31, 2019. A single discount rate of 3.96 percent was used to measure the OPEB liability on the measurement date of December 31, 2018. Projected benefit payments are required to be discounted to their actuarial present value using a single discount rate that reflects (1) a long-term expected rate of return on OPEB plan investments (to the extent that the health care fiduciary net position is projected to be sufficient to pay benefits), and (2) tax-exempt municipal bond rate based on an index of 20-year general obligation bonds with an average AA credit rating as of the measurement date (to the extent that the contributions for use with the long-term expected rate are not met). This single discount rate was based on an expected rate of return on the health care investment portfolio of 6.00 percent and a municipal bond rate of 2.75 percent.

Hocking County
Notes to the Basic Financial Statements
For the Year Ended December 31, 2020

NOTE 11 – DEFINED BENEFIT OPEB PLANS (Continued)

Actuarial Assumptions – OPERS (continued)

The projection of cash flows used to determine this single discount rate assumed that employer contributions will be made at rates equal to the actuarially determined contribution rate. Based on these assumptions, the health care fiduciary net position and future contributions were sufficient to finance health care costs through 2034. As a result, the long-term expected rate of return on health care investments was applied to projected costs through the year 2034, and the municipal bond rate was applied to all health care costs after that date.

Sensitivity of the County’s Proportionate Share of the Net OPEB Liability to Changes in the Discount Rate The following table presents the County’s proportionate share of the net OPEB liability calculated using the single discount rate of 3.16 percent, as well as what the County’s proportionate share of the net OPEB liability would be if it were calculated using a discount rate that is one-percentage-point lower (2.16 percent) or one-percentage-point higher (4.16 percent) than the current rate:

	1% Decrease (2.16%)	Current Discount Rate (3.16%)	1% Increase (4.16%)
County's proportionate share of the net OPEB liability	\$13,063,345	\$9,982,227	\$7,515,254

Sensitivity of the County’s Proportionate Share of the Net OPEB Liability to Changes in the Health Care Cost Trend Rate Changes in the health care cost trend rate may also have a significant impact on the net OPEB liability. The following table presents the net OPEB liability calculated using the assumed trend rates, and the expected net OPEB liability if it were calculated using a health care cost trend rate that is 1.0 percent lower or 1.0 percent higher than the current rate.

Retiree health care valuations use a health care cost-trend assumption that changes over several years built into the assumption. The near-term rates reflect increases in the current cost of health care; the trend starting in 2020 is 10.50 percent. If this trend continues for future years, the projection indicates that years from now virtually all expenditures will be for health care. A more reasonable alternative is that in the not-too-distant future, the health plan cost trend will decrease to a level at, or near, wage inflation. On this basis, the actuaries project premium rate increases will continue to exceed wage inflation for approximately the next decade, but by less each year, until leveling off at an ultimate rate, assumed to be 3.50 percent in the most recent valuation.

	1% Decrease	Current Health Care Cost Trend Rate Assumption	1% Increase
County's proportionate share of the net OPEB liability	\$9,687,659	\$9,982,227	\$10,273,038

Changes between Measurement Date and Reporting Date On January 15, 2020, the Board approved several changes to the health care plan offered to Medicare and pre-Medicare retirees in efforts to decrease costs and increase the solvency of the health care plan. These changes are effective January 1, 2022 and include changes to base allowances and eligibility for Medicare retirees, as well as replacing OPERS-sponsored medical plans for pre-Medicare retirees with monthly allowances, similar to the program for Medicare retirees. These changes are not reflected in the current year financial statements but are expected to decrease the associated OPEB liability.

NOTE 12 - OTHER EMPLOYEE BENEFITS

Deferred Compensation Plans: The County offers the Ohio Public Employees Deferred Compensation Plan and the County Commissioners Association of Ohio Deferred Compensation Plan to its employees and elected officials. The plans were established in accordance with Internal Revenue Code 457, as well as ORC Sections 145.73 and 145.74. Participation in either plan is on a voluntary payroll deduction basis. These plans permit the deferral of compensation until future years. The deferred compensation is not available to employees until termination, retirement, death, or for an unforeseeable emergency. Both plans have implemented GASB Statement No. 32 in prior years. In accordance with the pronouncement, all assets and income of the plan are held in trust for the exclusive benefit of the participants and their beneficiaries.

Hocking County
Notes to the Basic Financial Statements
For the Year Ended December 31, 2020

NOTE 13 - LONG-TERM DEBT

The County's long-term obligations at year-end consisted of the following:

	Outstanding 12/31/2019	Increases	Decreases	Outstanding 12/31/2020	Due Within One Year
Governmental Activities					
Long-Term Notes (Direct Debt):					
2003 - 4.15% (Original Issue \$277,692)					
Juvenile Detention Facility Note	\$ 74,992	\$ -	\$ 17,587	\$ 57,405	\$ 18,325
2017 - 3.00% (Original Issue \$150,000)					
Equipment Loan	90,000	-	30,000	60,000	30,000
2020 - (Original Issue \$127,241)					
OPWC Loan CR21X- Paving Project	-	127,241	-	127,241	25,448
2017 - 0.00% (Original Issue \$36,928)					
OPWC Loan CR 15T - County Paving	30,333	-	1,319	29,014	2,638
2018 - 0.00% (Original Issue \$49,000)					
OPWC Loan CR 15U - County Paving	34,300	-	4,900	29,400	9,800
2014 - 0% (Original Issue \$250,000)					
OPWC Loan CR19R - County Paving	25,000	-	25,000	-	-
2015 - 2.5% (Original Issue \$634,530)					
EMS Equipment Note	66,508	-	66,508	-	-
2018 - 0.00% (Original Issue \$140,000)					
Excavator Note	86,469	-	27,968	58,501	28,815
2015 - 0% (Original Issue \$7,578)					
OPWC Loan CR08S - 2015 County Paving	2,273	-	758	1,515	1,515
2020 - (Original Issue \$125,000)					
OPWC Loan CR15W- County Paving Project	-	125,000	-	125,000	25,000
2019 - 0% (Original Issue \$100,000)					
OPWC Loan CR10V - County Roads	100,000	-	-	100,000	20,000
2019 - 0% (Original Issue \$197,000)					
OPWC Loan CR28V - Ohio Avenue Bridge	183,751	1,941	-	185,692	18,569
2020 - OWDA Principal forgiveness HSTS WPCLF	-	202,736	202,736	-	-
Total Long-Term Notes	693,626	456,918	376,776	773,768	180,110
Capital Leases	163,061	125,150	156,939	131,272	89,609
Pension Liability	20,777,091	-	5,943,802	14,833,289	-
OPEB Liability	9,456,157	460,110	-	9,916,267	-
Compensated Absences	1,069,694	130,993	-	1,200,687	96,373
Total Governmental Long-Term Obligations	\$ 32,159,629	\$ 1,173,171	\$ 6,477,517	\$ 26,855,283	\$ 366,092

Hocking County
Notes to the Basic Financial Statements
For the Year Ended December 31, 2020

NOTE 13 - LONG-TERM DEBT (Continued)

	Outstanding			Outstanding Due Within	
	12/31/2019	Increases	Decreases	12/31/2020	One Year
Enterprise Activities					
Direct Debt:					
2019 - 1.62% (Original Issue \$270,096)					
OWDA 8617 - Rockbridge to Logan Design	\$ 143,298	\$ 85,677	\$ -	\$ 228,975	\$ -
2019 - 0% (Original Issue \$1,475,000)					
OWDA 8696 - Union Furnace WWS	-	1,107,494	578,824	528,670	-
2018 - 0% (Original Issue \$500,000)					
OWDA 8248 - Carbon Hill Sewer Facilities	-	7,041	7,041	-	-
2019 - 0% (Original Issue \$2,346,834)					
OWDA 8231 - Water Pollution Control	-	636,742	527,221	109,521	-
2019 - 0.0% (Original Issue \$3,738,158)					
OWDA 8272 - Water Pollution Control	1,427,013	909,429	412,595	1,923,847	-
2019 - 3.34% (Original Issue \$145,899)					
OWDA 8478 - Fresh Water Fund	57,235	86,002	7,500	135,737	-
2020 - (Original Issue \$500,000)					
OWDA 8697 - Sewer & WWTP Improvements	-	500,000	500,000	-	-
2020 - (Original Issue \$5,297,160)					
OWDA 9114 - Sanitary Sewer Improvements	-	17,307	17,307	-	-
1996 - 4.5% (Original Issue \$333,000)					
Rockbridge Sanitary Sewer Revenue Bonds	224,600	-	8,300	216,300	8,700
1991 - 5.875% (Original Issue \$227,000)					
Haydenville Sewer FmHA Revenue Bonds	127,000	-	7,600	119,400	8,000
Total Revenue Bonds and Loans	1,979,146	3,349,692	2,066,388	3,262,450	16,700
Capital Leases	8,535	-	8,535	-	-
Pension Liability	107,333	-	9,628	97,705	-
OPEB Liability	49,325	16,635	-	65,960	-
Compensated Absences	13,300	4,193	-	17,493	1,431
Total Enterprise Activities	\$ 2,157,639	\$ 3,370,520	\$ 2,084,551	\$ 3,443,608	\$ 18,131

The County has pledged future sewer customer revenues, net of specified operating expenses, to repay \$216,300 and \$119,400 (original issue amounts of \$333,000 and \$227,000) in sewer revenue bonds issued in 1996 and 1991, respectively. Proceeds from the bonds provided financing for the construction of the Rockbridge and Haydenville wastewater treatment facilities. The bonds are payable solely from sewer customer net revenues and are payable through 2037. Annual principal and interest payments on the bonds are generally expected to require approximately 46 percent of net revenues. The total principal and interest remaining to be paid on the bonds is \$479,427. Principal and interest paid for the current year and total customer net revenues were \$33,538 and (\$32,667), respectively.

The compensated absences liability will be paid from the fund, from which the employees are paid, with the most significant funds being the General Fund, Motor Vehicle Gas Tax Fund, Board of Developmental Disabilities Fund, and the Emergency Medical Services Fund. The County pays obligations related to employee compensation from the fund benefitting from their service.

Hocking County
Notes to the Basic Financial Statements
For the Year Ended December 31, 2020

NOTE 13 - LONG-TERM DEBT – (CONTINUED)

During 2003, the County issued long-term notes at 4.15% in the amount of \$277,692, for the purpose of assisting in the County's share of the Juvenile Detention Facilities. The notes are being paid from the debt service fund.

During 2020, the County issued an OPWC loan in the amount of \$125,000 for the County Paving Project. This loan will be repaid from the Motor Vehicle Gas Tax Fund.

During 2014, the County issued an OPWC loan in the amount of \$250,000 at 0% interest for the County Paving Project. The OPWC loan was paid in full during 2020 from the Motor Vehicle Gas Tax Fund.

During 2020, the County issued an OPWC loan in the amount of \$127,241 for the purpose of paving. This loan will be repaid from the Motor Vehicle Gas Tax Fund.

During 2015, the County issued a note in the amount of \$634,530 for the purpose of purchasing vehicles and equipment. The loan was issued at an interest rate of 2.5% with a final maturity date of April 20, 2020. The note was paid in full during 2020 from the Emergency Medical Services Fund.

During 2015, the County issued an OPWC loan in the amount of \$7,578 at 0% interest for the purpose of paving two County roads. This loan was issued for a 5-year period and is being paid from the Motor Vehicle and Gas Tax Fund.

During 2017, the County obtained a loan in the amount of \$150,000 for the purpose of purchasing equipment for the engineer's department. The loan was issued at an interest rate of 3.0% with a final maturity date of October 02, 2022. The loan will be repaid from the Motor Vehicle Gas Tax Fund and the loan is secured by the equipment acquired by the loan.

During 2017, the County issued an OPWC loan in the amount of \$36,928 at 0% interest for the County Paving Project. This loan is being repaid from the Motor Vehicle Gas Tax Fund.

During 2018, the County issued an OPWC loan in the amount of \$49,000 at 0% interest for the County Paving Project. This loan is being repaid from the Motor Vehicle Gas Tax Fund.

During 2018, the County issued a note in the amount of \$140,000 for the purpose of purchasing an excavator. The loan was issued at an interest rate of 3.0% with a final maturity date of May 12, 2022. The note is being repaid from the Motor Vehicle Gas Tax Fund.

During 2019, the County issued an OPWC loan in the amount of \$100,000 at 0% interest for the County Paving Project. This loan is being repaid from the Motor Vehicle Gas Tax Fund.

During 2019, the County issued an OPWC loan in the amount of \$197,000 at 0% interest for the County Paving Project. This loan is being repaid from the Motor Vehicle Gas Tax Fund. \$185,692 of the loan has been drawn as of December 31, 2020, and constitutes the entire balance due.

During 2020, the County issued two OWDA loans totaling \$202,736 for septic tank installations. The loans were repaid through a principal forgiveness program from the OWDA in 2020.

During 2020, the County issued an OWDA loan in the amount of \$500,000 for the purpose of Union Furnace Sanitary Sewer and WWTP Improvements. The loan was paid in full in 2020.

During 2020, the County issued an OWDA loan in the amount of \$1,475,000 for the purpose of Union Furnace Sanitary Sewer and WWTP Improvements. \$1,107,494 was drawn down on the loan during 2020 and \$578,824 was repaid from principal forgiveness during 2020 leaving a balance outstanding of \$528,670 as of December 31, 2020. This loan is not included in the amortization schedule as the loan was not finalized as of December 31, 2020.

Hocking County
Notes to the Basic Financial Statements
For the Year Ended December 31, 2020

NOTE 13 - LONG-TERM DEBT – (CONTINUED)

During 2019, the County issued OWDA loan 8231 in the amount of \$2,346,834 for the purpose of water pollution control at the Carbon Hill Sewer Facility. The 0% interest loan is split into principal forgiveness and non-principal forgiveness. During 2020 \$636,742 was drawn down on the loan and \$527,221 in principal forgiveness disbursements were made leaving an outstanding balance of \$109,521. This loan is not included in the amortization schedule as the loan was not finalized as of December 31, 2020.

During 2019, the County issued OWDA loan 8272 in the amount of \$3,738,158 for the purpose of water pollution control at the Murray System Collection Facility. The 0% interest loan is split into principal forgiveness and non-principal forgiveness. During 2020 \$909,429 was drawn down on the loan and \$412,597 in principal forgiveness disbursements were made leaving an outstanding balance of \$1,923,847 because there was an outstanding balance at the beginning of the year of \$,427,013. The non-principal forgiveness portion of the loan is scheduled to be repaid in 2065 but this loan is not included in the amortization schedule as the loan was not finalized as of December 31, 2020.

During 2019, the County issued OWDA loan 8478 in the amount of \$145,899 for improvements to the Fresh Water Fund. The 3.34% interest loan is scheduled to be repaid in 2025. There was and additional \$86,002 drawn down on this loan during 2020 and a \$7,500 payment was made on this loan leaving an ending balance of \$135,737 as of December 31, 2020 because there was a beginning of the year balance of \$57,235. This loan is not included in the amortization schedule as the loan was not finalized as of December 31, 2020.

During 2019, the County issued OWDA loan 8617 in the amount of \$270,096 for the purpose of water pollution control at the Rockbridge Sewer Facility. The 1.62% interest loan is scheduled to be repaid by 2051. There was an additional \$85,677 drawn down on this loan during 2020 leaving an outstanding balance of \$228,975 as of December 31, 2020. This loan is not included in the amortization schedule as the loan was not finalized as of December 31, 2020.

During 2018, the County issued OWDA loan 8248 in the amount of \$500,000 for the purpose of water pollution control at the Carbon Hill Sewer Facility. This loan is not included in the amortization schedule as the loan was not finalized as of December 31, 2020.

During 2020, the County entered into OWDA loan 9114 in the amount of \$5,297,160 for the purpose of Enterprise Sanitary Sewer Improvements. The 0% interest loan is split into principal forgiveness and non-principal forgiveness. During 2020 \$17,307 was drawn down on the loan and \$17,307 in principal forgiveness disbursements were made leaving no outstanding balance as of December 31, 2020. This loan is not included in the amortization schedule as the loan was not finalized as of December 31, 2020.

The County has certain direct borrowings with the Ohio Public Works Commission (OPWC). In the event of a default, (1) OPWC may apply late fees of 8 percent per year, (2) loans more than sixty days late will be turned over to the Attorney General's office for collection and, as provided by law, OPWC may require that such payment be taken from the County's share of the County undivided local government fund, and (3) the outstanding amounts shall, at OPWC's option, become immediately due and payable.

The County's revenue bonds are secured solely by the revenues of the County's sewer system. In the event of a default, the County's general revenues are not available to be attached to pay off these bonds.

The 2018 Excavator loan has provisions where in the event of default, the Lender may pursue any remedy available under the loan documents, at law or in equity.

Hocking County
Notes to the Basic Financial Statements
For the Year Ended December 31, 2020

NOTE 13 - LONG-TERM DEBT – (CONTINUED)

The following is a summary of the County's future principal and interest requirements for long-term debt:

Year	Equipment Loan		Sanitary Sewer Revenue Bonds	
	Principal	Interest	Principal	Interest
2021	\$ 30,000	\$ 1,825	\$ 16,700	\$ 16,735
2022	30,000	912	17,700	15,874
2023			18,500	14,960
2024	-	-	19,500	14,004
2025	-	-	20,500	12,996
2026-2030	-	-	119,600	47,892
2031-2035	-	-	88,400	18,916
2036-2037	-	-	34,800	2,350
Totals	\$ 60,000	\$ 2,737	\$ 335,700	\$ 143,727

Year	Juvenile Detention Facility Notes		Excavator Loan	
	Principal	Interest	Principal	Interest
2021	\$ 18,325	\$ 2,382	\$ 28,815	\$ 1,755
2022	19,086	1,621	29,686	891
2023	19,994	831		
Totals	\$ 57,405	\$ 4,834	\$ 58,501	\$ 2,646

	CR15T OPWC Paving	CR28V OPWC Paving	CR21X OPWC	CR15W OPWC	CR15U OPWC Paving	CR08S OPWC Paving	CR10V OPWC Paving
	Principal	Principal	Principal	Principal	Principal	Principal	Principal
2021	\$ 2,638	\$ 18,569	\$ 25,448	\$ 25,000	\$ 9,800	\$ 1,515	\$ 20,000
2022	2,638	18,569	25,448	25,000	9,800	-	20,000
2023	2,638	18,569	25,448	25,000	9,800	-	20,000
2024	2,638	18,569	25,448	25,000	-	-	20,000
2025	2,638	18,569	25,449	25,000	-	-	20,000
2026-2030	13,190	92,847	-	-	-	-	-
2031-2033	2,634	-	-	-	-	-	-
Totals	\$ 29,014	\$ 185,692	\$ 127,241	\$ 125,000	\$ 29,400	\$ 1,515	\$ 100,000

Hocking County
Notes to the Basic Financial Statements
For the Year Ended December 31, 2020

NOTE 14 - CAPITAL LEASES - LESSEE DISCLOSURE

In fiscal year 2020 the County entered into several capital leases for vehicles for the Sheriff’s department. In previous fiscal years, the County entered into capital leases for various vehicles and equipment. Capital lease payments have been reclassified and are reflected as debt service expenditures in the financial statements for the governmental funds. The leases are being repaid from the General Fund and the Sewer Fund. The lease for the Sewer Fund was paid off in fiscal year 2020.

The capital assets acquired by the leases have been capitalized in the statement of net position for governmental activities in the amount of \$798,619, and for business-type activities in the amount of \$25,630, which is equal to the present value of the minimum lease payments at the time of acquisition. A corresponding liability was recorded on the statement of net position for governmental activities. Principal payments in fiscal year 2020 totaled \$156,939 in the governmental funds and \$8,535 in business-type funds. The following is a schedule of the future long-term minimum lease payments required under the capital leases and the present value of the minimum lease payments as of December 31, 2020.

Fiscal Year Ending June 30,	<u>Amount</u>
2021	\$ 97,889
2022	<u>44,371</u>
Total	142,260
Less Amount Representing Interest	<u>(10,988)</u>
Present Value of Net Minimum Lease Payments	<u><u>\$131,272</u></u>

NOTE 15 - INTERFUND TRANSACTIONS

Manuscript Debt

On February 16, 2017, the County issued \$900,000 of general obligation bonds to itself in order to fund municipal courthouse renovations. The bonds carry a 3.00% interest rate and reach final maturity on December 01, 2032. The bonds were purchased from the General Fund. The following table summarizes the principal and interest payments required from the Hall of Justice Fund to the General Fund to retire the debt:

Year	<u>2017 Hall of Justice Construction</u>	
	<u>Principal</u>	<u>Interest</u>
2021	\$ 53,617	\$ 21,334
2022	55,237	19,713
2023	56,907	18,044
2024	58,627	16,324
2025	60,399	14,552
2026-2030	330,507	44,246
2031-2032	<u>109,135</u>	<u>3,290</u>
Totals	<u>\$ 724,429</u>	<u>\$ 137,503</u>

The principal balance outstanding as of December 31, 2020 is reflected as part of Interfund Receivable in the General fund and Interfund Payable in the Hall of Justice fund below.

Interfund Receivable/Payable

As of December 31, 2020, receivables and payables that resulted from various interfund transactions were as follows. Except as noted above, the County’s General Fund made advances to other funds in anticipation of intergovernmental grant revenue. These will be repaid in fiscal year 2021.

Hocking County
Notes to the Basic Financial Statements
For the Year Ended December 31, 2020

NOTE 15 - INTERFUND TRANSACTIONS – (CONTINUED)

	Interfund Payables	Interfund Receivables
Major Fund:		
General	\$ -	\$ 801,422
Total Major Fund	-	801,422
Non-Major Special Revenue Funds:		
Hocking County Integrated Intervention/CCA	9,113	-
PSI Writer Grant-Common Pleas	941	-
Justice Assistance Grant	9,913	-
Court Covid-119 Grant	3,351	-
High Visibility Enforcement	343	-
Opioid-Hope Grant	25,332	-
LE Victim Specialist Grant	10,000	-
Innovative Prosecution Solution	18,000	-
Total Non-Major Special Revenue Funds	76,993	-
Non-Major Capital Projects Fund:		
Hall of Justice Construction Fund	724,429	-
Total All Funds	\$ 801,422	\$ 801,422

Transfers In (Out)

	Transfers In	Transfers Out
Major Governmental Funds:		
General Fund	\$ -	\$ 358,471
Board of DD	-	40,000
Total Major Governmental Funds	-	398,471
Non-Major Governmental Funds:		
Senior Citizens	-	281,392
Hocking Overdose Part. Endv.	-	40,000
Municipal Court Special Projects	-	74,951
School Resource Officer	70,000	-
Prosecutor DRETAC	1,076	-
Felony Drug Court Probation	10,500	-
Mental Health Deputy Grant	40,000	-
Hall of Justice Bond Retirement	74,951	52,044
General Obligation Debt Retirement	20,708	-
County Permanent Improvement	222,732	-
Hall of Justice Construction	52,044	-
DD Permanent Improvement	40,000	-
Capital Projects-Senior Center	281,392	-
Total Non-Major Governmental	813,403	448,387
Major Enterprise Fund-Sewer	33,455	-
TOTAL	\$ 846,858	\$ 846,858

During the year, the County provided transfers from the General Fund to the various funds to subsidize them in accordance with the funds' needs or to provide resources to make debt service payments. Transfers were made from non-major special revenue funds to the General Fund to reimburse the General Fund for expenses paid on those funds' behalf. All transfers were done in accordance with the Ohio Revised Code.

NOTE 15 - INTERFUND TRANSACTIONS – (CONTINUED)

Due From (To) Other Funds

There is a \$414,562 balance due to the General Fund from the non-major Coronavirus Relief Special Revenue Fund to reimburse for costs incurred during fiscal year 2020.

NOTE 16- JOINTLY GOVERNED ORGANIZATIONS

Athens-Hocking-Vinton Alcohol, Drug Addiction and Mental Health District

The County is a member of the Athens-Hocking-Vinton Alcohol, Drug Addiction and Mental Health District, which is a jointly governed organization of these three counties. The purpose of the District is to provide alcohol, drug addiction and mental health services to residents of each of these three counties. Each participating county has agreed to levy a tax within their county to assist in the operation of the District, whose passage requires a majority in the total three county districts.

This entity is governed by an eighteen-member board that is responsible for its own financial matters and operates autonomously from Hocking County. The Athens County Auditor serves as fiscal agent for the activities of the Board. Nine of the board members are appointed by the Ohio Department of Alcohol and Drug Addiction Services, four members are appointed by the Ohio Department of Mental Health, and five members are appointed by the County Commissioners. The District derives its revenue from local property taxes, intergovernmental grants and reimbursements, and other miscellaneous revenue. Hocking County has no ongoing financial interest or responsibility in this District.

Athens/Hocking Joint Solid Waste Management District

The County is a member of the Athens/Hocking Joint Solid Waste Management District, which is a jointly governed organization of these two counties. The purpose of the District is to make disposal of waste in the two-county area more comprehensive in terms of recycling, incinerating, and land filling. The District's sole revenue source is derived from a waste disposal fee for in-district and out-of-district waste. Although the counties contributed amounts to the District at the time of its creation, all contributions have since been returned to the respective counties and no future contributions by the counties are anticipated. Continued existence of the District is not dependent on the County's continued participation, no equity interest exists, and no debt is outstanding.

Buckeye Joint-County Self Insurance Council

The Buckeye Joint-County Self Insurance Council is a jointly governed organization that serves Athens, Hocking, Jackson, Meigs, Monroe, Morgan, Noble, Perry, Pike, Vinton, and Washington Counties and was formed as an insurance purchasing pool for the purpose of providing general liability, law enforcement, professional and fleet insurance. Member counties provide operating resources to the organization based on actuarially determined rates. The degree of control exercised by any participating government is limited to its representation on the Board. Hocking County does not have any ongoing interest or responsibility in the organization.

Ohio Government Risk Management Plan

The Buckeye Joint-County Self Insurance Council belongs to the Ohio Government Risk Management Plan; an unincorporated non-profit association with approximately 500 public entity members providing a formalized, jointly administered self-insurance risk management program and other administrative services. Pursuant to Section 2744.081 of the Ohio Revised Code, the Plan is deemed a separate legal entity. The Plan provides property, liability, errors and omissions, law enforcement, automobile, excess liability, crime, surety and bond, inland marine and other coverages, modified for each member's needs. The Plan pays judgments, settlements and other expenses resulting from covered claims that exceed the member's deductible.

The Plan uses conventional insurance coverages and reinsures these coverages. The Plan retains a small portion of the risk as identified in the Plan's financials presented on the website at www.ohioplan.com. The individual members are only responsible for their self-retention (deductible) amounts, which vary from member to member.

Hocking County
Notes to the Basic Financial Statements
For the Year Ended December 31, 2020

NOTE 17 – JOINT VENTURES

Corrections Commission of Southeastern Ohio

The County is a participant with Athens, Morgan, Vinton and Perry Counties in the Corrections Commission of Southeastern Ohio (the Commission) which is a joint venture of the participating counties. The purpose of the Commission is to augment the county jail programs and facilities. The operation of the Commission allows for the humane and constitutional detention of persons who cannot be released to less restrictive alternatives. The participating Boards of County Commissioners established the Commission. The Commission is directed by the Sheriff of each participating county, the presiding Judge of the Court of Common Pleas of each participating county, and the current president of each participating Board of County Commissioners. Each county is obligated to provide financial support to this entity through per diem charges and assessments that are based on the number of beds contractually assigned to each county in proportion to the total number of beds of all participating counties. The County has an ongoing financial responsibility for this entity and, during 2020, contributed \$998,443 toward the operating and capital costs of this facility. However, the County has no explicit equity interest in the Commission. Complete financial statements of the joint venture can be obtained from the Corrections Commission of Southeastern Ohio, 16678 Wolfe Bennett Road, Nelsonville, Ohio 45764.

South Central Ohio Job and Family Services

The County is a participant in the South-Central Ohio Job and Family Services (SCOJFS) which is a joint county department of job and family services pursuant to Chapter 329 of the Ohio Revised Code. Hocking County services previously provided through the Job and Family Services, Children Services, and Child Support Enforcement Agency departments are being provided through the SCOJFS. The SCOJFS is treated by the County as a joint venture of its member counties which include Hocking, Vinton, and Ross.

NOTE 18 – CONTINGENT LIABILITIES

The County has received federal and state grants for specific purposes that are subject to review and audit by the grantor agencies or their designee. These audits could lead to a request for reimbursement to the grantor agency for expenditures disallowed under terms of the grant. Based on prior experience, the County Commissioners believe such disallowances, if any, will be immaterial.

The County is a defendant in various lawsuits. Although the outcome of these lawsuits is not presently determinable, it is the opinion of the County's counsel that resolution of these matters will not have a material adverse effect on the financial condition of the County.

NOTE 19 – CHANGES IN ACCOUNTING PRINCIPLES – RESTATEMENT OF NET POSITION/FUND BALANCE

For 2020, the County has implemented Governmental Accounting Standards Board (GASB) Statement No. 84, Fiduciary Activities and No. 88, Certain Disclosures Related to Debt, including Direct Borrowings and Direct Placements. GASB Statement No. 84 established specific criteria for identifying activities that should be reported as fiduciary activities and clarifies whether and how business type activities should report their fiduciary activities. Due to the implementation of GASB Statement No. 84, the County will no longer be reporting agency funds. The County reviewed its agency funds and certain funds will be reported in the new fiduciary fund classification of custodial funds, while others have been reclassified as governmental funds. These fund reclassifications resulted in the following restatements of the County's financial statements:

	<u>General</u>	<u>Motor Vehicle Gas Tax</u>	<u>Board of DD</u>	<u>Emergency Medical Services</u>	<u>Other Governmental Funds</u>
Fund Balance					
December 31, 2019	\$3,639,401	\$3,081,258	\$1,223,092	\$522,012	\$5,050,037
Adjustments:					
Fund Reclassifications	<u>138,766</u>	<u>37,597</u>	<u>39,306</u>	<u>61,181</u>	<u>(242,353)</u>
Restated Fund Balance, January 1, 2020	<u>\$3,778,167</u>	<u>\$3,118,855</u>	<u>\$1,262,398</u>	<u>\$583,193</u>	<u>\$4,807,684</u>

Hocking County
Notes to the Basic Financial Statements
For the Year Ended December 31, 2020

NOTE 19-CHANGES IN ACCOUNTING PRINCIPLES-RESTATEMENT OF NET POSITION/FUND BALANCE – (CONTINUED)

Net Position-Governmental Activities, December 31, 2019	\$20,394,675
Adjustments:	
Fund Reclassifications	34,497
Restated Net Position-Governmental Activities, January 1, 2020	<u>\$20,429,172</u>

Due to the implementation of GASB 84, the new classification of custodial funds is reporting a beginning net position of \$5,086,843.

GASB Statement No. 88, among other things, clarifies which liabilities governments should include in their note disclosures related to debt. Statement No. 88 requires that all debt disclosures present direct borrowings and direct placements of debt separately from other types of debt. Statement No. 88 defines debt for purposes of disclosure in the notes to financial statements as a liability that arises from a contractual obligation to pay cash (or other assets that may be used in lieu of cash) in one or more payments to settle an amount that is fixed at the date the contractual obligation is established. Statement No. 88 also requires governments to disclose additional essential debt-related information for all types of debt, including: amounts of unused lines of credit; assets pledged as collateral for debt; and terms specified in debt agreements related to significant: (a) events of default with finance-related consequences, (b) termination events with finance-related consequences, and (c) subjective acceleration clauses.

NOTE 20 – FUND BALANCES

Fund Balances	General	Motor Vehicle Gas Tax	Board of Developmental Disabilities	Emergency Medical Services	Other Governmental Funds	Total Governmental Funds
Nonspendable						
Unclaimed Monies	\$ 173,726	\$ -	\$ -	\$ -	\$ -	\$ 173,726
Materials & Supplies Inventories	10,833	615,502	-	-	-	626,335
Long Term Advance	724,429	-	-	-	-	724,429
Total of Nonspendable	908,988	615,502	-	-	-	1,524,490
Restricted For:						
Debt Service	-	-	-	-	78,357	78,357
Capital Projects	-	-	-	-	417,581	417,581
Lodging Tax	-	-	-	-	242,993	242,993
Motor Vehicle Gas Tax	-	2,659,443	-	-	-	2,659,443
Municipal Court Special Projects	-	-	-	-	252,925	252,925
Senior Citizens	-	-	-	-	418,208	418,208
Hocking County 911	-	-	-	-	950,263	950,263
Wireless 911	-	-	-	-	418,419	418,419
Law Library	-	-	-	-	76,899	76,899
Board of Developmental Disabilities	-	-	3,455,809	-	-	3,455,809
Emergency Medical Services	-	-	-	591,767	-	591,767
Real Estate Assessment	-	-	-	-	1,198,386	1,198,386
Other Purposes	-	-	-	-	1,964,115	1,964,115
Total Restricted	-	2,659,443	3,455,809	591,767	6,018,146	12,725,165
Committed - Sick & Vacation Reserve	50,198	-	-	-	-	50,198
Assigned						
2021 Appropriations	1,702,149	-	-	-	-	1,702,149
Encumbrances	302,154	-	-	-	-	302,154
Total Assigned	2,004,303	-	-	-	-	2,004,303
Unassigned (deficit)	2,713,098	-	-	-	(761,292)	1,951,806
Total Fund Balances	\$ 5,676,587	\$ 3,274,945	\$ 3,455,809	\$ 591,767	\$ 5,256,854	\$ 18,255,962

Hocking County
Notes to the Basic Financial Statements
For the Year Ended December 31, 2020

NOTE 21 – ACCOUNTABILITY

As of December 31, 2020, the Hall of Justice Construction, Hocking County Integrated Intervention/CCA, JAG (Justice Assistance Grant), Sheriff LEBG, Opioid Hope Grant, Court Covid 19 Grant, Magistrate Technology Grant, Innovative Prosecution Solution, LE Victim Specialist Grant, High Visibility Enforcement, and Capital Budget Grant funds had a deficit fund balances in the amount of \$724,397; \$123; \$9,446; \$799; \$19,745; \$3,351; \$319; \$704; \$1,340; \$343; and \$725, respectively, due to the application of GAAP.

NOTE 22 – COVID-19

The United States and the State of Ohio declared a state of emergency in March 2020 due to the COVID-19 pandemic. The financial impact of COVID-19 and the ensuing emergency measures may impact subsequent periods of the County. The County’s investment portfolio and the investments of the pension and other employee benefit plan in which the County participates fluctuates with market conditions, and due to market volatility, the amounts of gains or losses that will be realized in subsequent periods, if any, cannot be determined.

In addition, the impact on the County’s future operating costs, revenues, and additional recovery from emergency funding, either federal or state, cannot be estimated.

During 2020, the County received CARES Act funding. These amounts are reflected as various functional expenditures in the Coronavirus Relief non-major Special Revenue Fund on the accompanying financial statements.

NOTE 23 – CONTRACTUAL COMMITMENTS AND ENCUMBRANCES

Contractual Commitments

		Contract	Expended	Remaining
		Amount	to 12/31/20	Balance
TAM Construction, Inc	Enterprise Sanitary Sewer Improvements	\$ 4,490,000	\$ 183,030	\$ 4,306,970
Fields Excavating, Inc.	Union Furnace Sanitary Sewer Improvements	2,133,032	2,082,132	50,900
Alan Stone Company	TR#22 - Burton Hill Road	138,737	-	138,737

Encumbrances

	<u>Outstanding Balance</u>
General Fund	\$282,538
Motor Vehicle and Gas Tax Fund	368,218
Board of Developmental Disabilities Fund	181,846
Coronavirus Relief Non-major Fund	895,786
Capital Budget Grant Non-major Fund	177,691
Enterprise Fund	2,563,723

NOTE 24 – COMPONENT UNIT DISCLOSURES – HOCKING VALLEY COMMUNITY HOSPITAL

As indicated in Note 1 to the basic financial statements, the following disclosures are made on behalf of Hocking Valley Community Hospital:

1. REPORTING ENTITY

Hocking Valley Community Hospital (the Hospital), located in Hocking County, Logan, Ohio, is organized as a county hospital under provisions of the general statutes of the State of Ohio requiring no specific articles of incorporation. The organization is exempt from Federal income taxes. The Board of Trustees, appointed by the county commissioners and the probate and common pleas court judges, is charged with the management and operation of the Hospital, its finances and staff. The Hospital is considered a component unit of Hocking County, Ohio and is included as a component unit in the basic financial statements of Hocking County.

NOTE 24 – COMPONENT UNIT DISCLOSURES – HOCKING VALLEY COMMUNITY HOSPITAL – (CONTINUED)

In accordance with Governmental Accounting Standards Board (GASB) Statement No. 39, *Determining Whether Certain Organizations are Component Units*, the Hocking Valley Community Hospital Memorial Fund, Inc. (Foundation) is included as a discretely presented component unit in a separate column in the Hospital's financial statements to emphasize that it is legally separate from the Hospital. The Foundation acts primarily as a fundraising organization to supplement the resources that are available to the Hospital in support of its programs. Although the Hospital does not control the timing or the amounts of receipts from the Foundation, the majority of resources, or income thereon, which the Foundation holds and invests, is restricted to support the activities of the Hospital. Because these restricted resources held by the Foundation can only be used by, or for the benefit of the Hospital, it is considered a component unit of the Hospital. The Foundation is a private nonprofit organization that reports under generally accepted accounting principles set forth by Financial Accounting Standards Board (FASB) standards.

2. SUMMARY OF SIGNIFICANT ACCOUNTING POLICIES

Basis of Presentation

The financial statements include the accounts of the Hospital and its component unit, the Foundation. The financial statements have been prepared in accordance with accounting principles generally accepted in the United States of America as prescribed by GASB Statement No. 34, *Basic Financial Statements - and Management's Discussion and Analysis - for State and Local Governments*, issued in June 1999. The Hospital follows the "business-type" activities reporting requirements of GASB Statement No. 34, which provides a comprehensive look at the Hospital's financial activities.

The Foundation reports under generally accepted accounting principles set forth by FASB standards. As such, certain presentation features for the Foundation have been conformed to the GASB presentation. There were no significant differences between the two frameworks related to the Foundation.

Use of Estimates

The preparation of financial statements in conformity with accounting principles generally accepted in the United States of America requires management to make estimates and assumptions that affect the reported amounts of assets and liabilities and disclosure of contingent assets and liabilities at the date of the financial statements and the reported amounts of revenue and expenses during the reporting period. Actual results could differ from those estimates.

Proprietary Fund Accounting

The Hospital utilizes the proprietary fund method of accounting whereby revenue and expenses are recognized on the full accrual basis. Substantially all revenue and expenses are subject to accrual.

Cash and Cash Equivalents

Cash and cash equivalents include investments in highly liquid debt instruments with an original maturity of three months or less at the date of purchase.

Inventories

Inventories, consisting primarily of medical supplies and drugs, are valued at the lower of cost, determined by the first-in, first-out method, or market.

NOTE 24 – COMPONENT UNIT DISCLOSURES – HOCKING VALLEY COMMUNITY HOSPITAL - (CONTINUED)

Investments

The Hospital records its investments at fair value in accordance with GASB Statement No. 72, *Fair Value Measurement and Application*. Unrealized gains and losses on investments are included in net investment income (loss) in the statements of revenues, expenses and changes in net position.

The Foundation records its investments at fair value in accordance with the Investments Topic of the Accounting Standards Codification. Differences between cost and fair value are recognized as unrealized gains or losses in the period in which they occur. The realized gain or loss on investments is the difference between the proceeds received and the cost of investments sold.

The Hospital and Foundation hold investments which are exposed to various risks such as interest rate, market, and credit. Due to the level of risk associated with these securities and the level of uncertainty related to changes in the value, it is at least reasonably possible that changes in the various risk factors will occur in the near term that could materially affect the amounts reported in the accompanying financial statements.

Donor Restricted Investments

Donor restricted investments consist of assets maintained by the Foundation whose use is restricted by a donor.

Certificates of Deposit

The Hospital records their investments in certificates of deposit at cost while the Foundation records their investments in certificates of deposit at cost plus accrued interest. The certificates of deposit are classified on the statements of net position based on maturity date.

Statements of Revenues, Expenses and Changes in Net Position

The Hospital recognizes as operating revenues those transactions that are major or central to the provision of health care services. Operating revenues include those revenues received for direct patient care, grants received from organizations as reimbursement for patient care, and other incidental revenue associated with patient care. Operating expenses include those costs associated with providing patient care including costs of professional services, operating the hospital facilities, administrative expenses, and depreciation and amortization. Nonoperating revenues include investment income (losses) and grants and contributions received for purposes other than capital asset acquisition. Nonoperating expenses include interest expense, investment losses, and expenses for grants to the Foundation which represent amounts paid to the Foundation for the benefit of Hocking Valley Medical Group (see Note 16).

Capital Assets

Purchased or constructed capital assets are reported at historical costs. Contributed capital assets are recorded at their estimated fair value at the time of their donation. Expenditures for capital assets must exceed \$5,000 in order for them to be capitalized. Expenditures that substantially increase the useful lives of existing assets are capitalized. Routine maintenance and repairs are expensed as incurred. All capital assets other than land are depreciated or amortized (in the case of capital leases) using the straight-line method of depreciation using these useful lives:

Buildings and related improvements	10 to 40 years
Fixed equipment	10 to 20 years
Moveable equipment	3 to 20 years
Land improvements	10 to 20 years

NOTE 24 – COMPONENT UNIT DISCLOSURES – HOCKING VALLEY COMMUNITY HOSPITAL - (CONTINUED)

Depreciation expense on capital leases is included in depreciation and amortization in the statements of revenues, expenses and changes in net position. The asset and accumulated depreciation are removed from the related accounts when the asset is disposed. Any gain or loss resulting from this disposal is recorded in the statements of revenues, expenses and changes in net position.

Compensated Absences

The Hospital's employees earn vacation time at varying rates depending on years of service. Employees may accumulate vacation time, up to 400 hours, to be carried over to the subsequent year. The Hospital's employees also earn sick leave on an annual basis at a flat rate regardless of years of service. Upon retirement, employees age 65 or older with a minimum of 10 years of service, and employees with 30 years of service regardless of age have sick leave balances paid out at 25% of eligible hours at their current rate of pay. The maximum payout is 240 hours. As of December 2020, the liability for accrued vacation and sick leave was \$686,450.

Costs of Borrowings

Except for capital assets acquired through gifts, contributions, or capital grants, interest cost on borrowed funds during the period of construction of capital assets is capitalized as a component of the cost of acquiring those assets.

Grants and Contributions

From time to time, the Hospital receives grants and contributions from governmental organizations, private individuals, and private organizations. Revenues from grants and contributions (including contributions of capital assets) are recognized when all eligibility requirements, including time requirements are met. Grants and contributions may be restricted for either specific operating purposes or for capital purposes. Amounts that are unrestricted or that are restricted to a specific operating purpose are reported as nonoperating revenues. Amounts restricted to capital acquisitions are reported as nonoperating revenues and expenses.

Restricted Resources

When the Hospital has both restricted and unrestricted resources available to finance a particular program, it is the Hospital's policy to use restricted resources before unrestricted resources.

Net Position

Net Investment in Capital Assets: Consists of capital assets, net of accumulated depreciation, and is reduced by the balances of any outstanding borrowings used to finance the purchase or construction of those assets.

Restricted Net Position: Results when constraints placed on the use of the net position are either externally imposed by creditors, grantors, contributors, and the like, or imposed by law through constitutional provision or enabling legislation.

Unrestricted Net Position: Consists of remaining net position that does not meet the previously listed criteria.

Risk Management

The Hospital is exposed to various risks of loss related to torts; theft or, damage to, and destruction of assets; business interruptions; errors and omissions; injuries to employees; and natural disasters. Commercial insurance coverage is purchased for claims arising in such matters.

Hocking County
Notes to the Basic Financial Statements
For the Year Ended December 31, 2020

NOTE 24 – COMPONENT UNIT DISCLOSURES – HOCKING VALLEY COMMUNITY HOSPITAL - (CONTINUED)

Upper Payment Limit

In September 2001, the State of Ohio Supplemental Upper Payment Limit program for Public Hospitals (UPL) was approved by the Centers for Medicare and Medicaid Services (CMS). This program provides access to available federal funding up to 100% of the Medicare upper payment limits for inpatient hospital services rendered by Ohio Public Hospitals to Ohio Medicaid consumers. The Hospital recognized \$547,874 in UPL payments in 2019, which are reflected in net patient service revenue. The UPL changed in 2020 and these amounts are now paid as a cost coverage add-on to Medicaid remittances.

Franchise Fee

Effective July 1, 2009, the State of Ohio began assessing a franchise fee to hospitals to fund health care programs. The Hospital incurred franchise fee expenses of \$672,033 in 2020 and recorded the amount in supplies and other expenses in the Statements of Revenues, Expenses and Changes in Net Position. Additionally, the Hospital paid the 2020 franchise fee payment in advance, which was reflected in the Statements of Net Position as prepaid expenses as of December 31, 2020. There was no franchise fee liability payable to the State of Ohio at December 31, 2020.

Patient Accounts Receivable and Net Patient Service Revenue

The Hospital recognizes net patient service revenues on the accrual basis of accounting in the reporting period in which services are performed based on the current gross charge structure, less actual adjustments and estimated discounts for contractual allowances, principally for patients covered by Medicare, Medicaid, managed care and other health plans. The Hospital is designated as a critical access facility by the Medicare program. As a result, Medicare inpatient and outpatient services are reimbursed at the approximate cost plus 1% of providing those services subject to the federal sequestration provisions. Payment for the majority of Medicaid inpatient and outpatient services is based on a prospectively determined fixed price. Gross patient service revenue is recorded in the accounting records using the established rates for the type of service provided to the patient. The Hospital recognizes an estimated contractual allowance to reduce gross patient charges to the estimated net realizable amount for services rendered based upon previously agreed-to rates with a payor. The Hospital utilizes the patient accounting system to calculate contractual allowances on a payor-by-payor basis based on the rates in effect for each primary third-party payor. Another factor that is considered and could further influence the level of the contractual reserves includes the status of accounts receivable balances as inpatient or outpatient. The Hospital's management continually reviews the contractual estimation process to consider and incorporate updates to laws and regulations and the frequent changes in managed care contractual terms that result from contract renegotiations and renewals.

Payors include federal and state agencies, including Medicare, Medicaid, managed care health plans, commercial insurance companies, employers, and patients. These third-party payors provide payments to the Hospital at amounts different from its established rates based on negotiated reimbursement agreements. Payment arrangements include prospectively determined rates per discharge, reimbursed costs, discounted charges, and fee schedule payments. Retroactive adjustments under reimbursement agreements with third-party payors are accrued on an estimated basis in the period the related services are rendered and adjusted in future periods as final settlements are determined.

The Hospital estimates an allowance for doubtful accounts based on an evaluation of historical losses, current economic conditions, and other factors unique to the Hospital.

Charity Care

The Hospital provides care to patients who meet certain criteria under its charity care policy without charge or at amounts less than established rates. Because the Hospital does not pursue collection of amounts determined to qualify as charity care, they are not reported as revenue.

Hocking County
Notes to the Basic Financial Statements
For the Year Ended December 31, 2020

NOTE 24 – COMPONENT UNIT DISCLOSURES – HOCKING VALLEY COMMUNITY HOSPITAL - (CONTINUED)

Of the Hospital’s total operating expenses (approximately \$36,779,000 during 2020), an estimated \$659,000 arose from providing services to charity patients during 2020. The estimated costs of providing charity services are based on a calculation which applies a ratio of costs to charges to the gross uncompensated charges associated with providing care to charity patients. The ratio of cost to charges is calculated based on the Hospital’s total expenses divided by gross patient service revenue. The Hospital participates in the Hospital Care Assurance Program (HCAP), which provides for additional payments to hospitals that provide a disproportionate share of uncompensated services to the indigent and uninsured. Net amounts recognized through this program totaled \$1,093,258 for 2020 and are reported as net patient service revenue in the financial statements.

Pension and Postemployment Benefits Other Than Pensions (OPEB)

For purposes of measuring the net pension and OPEB liabilities, deferred outflows of resources and deferred inflows of resources related to the pension and OPEB, and pension and OPEB expense, information about the net position of the Ohio Public Employees Retirement System (OPERS) and addition to/deductions from the OPERS’s net position have been determined on the same basis as they are reported by the OPERS.

3. CHANGES IN ACCOUNTING PRINCIPLE

Effective January 1, 2020, the Hospital adopted the FASB’s Accounting Standard Update (ASU) No. 2018-13, *Fair Value Measurement (Topic 80): Disclosure Framework – Changes in the Disclosure Requirements for Fair Value Measurement*. The amendments in this ASU removed and modified certain disclosure requirements in Topic 820.

4. FUNCTIONAL EXPENSES – FOUNDATION

The Foundation performs fund-raising services on behalf of the Hospital. Expenses related to providing these services for the year ended December 31, 2020, were as follows:

	<u>Fundraising</u>
Supplies and other expenses	\$ 35,238
Depreciation	40,995
	<u>\$ 76,233</u>

Liquidity and Availability of Resources

The Foundation’s financial assets available within one year of the balance sheet date for general expenditures for the year ended December 31 are as follows:

	<u>2020</u>
Cash and cash equivalents	\$ 447,411
Investments	192,120
	<u>\$ 639,531</u>

Hocking County
Notes to the Basic Financial Statements
For the Year Ended December 31, 2020

NOTE 24 – COMPONENT UNIT DISCLOSURES – HOCKING VALLEY COMMUNITY HOSPITAL - (CONTINUED)

None of the financial assets are subject to donor or other contractual restrictions that make them unavailable for general expenditure within one year of the statement of net position date. As part of the Foundation’s liquidity management, it has a policy to structure its financial assets to be available as its general expenditures, liabilities, and other obligations come due. In addition, the Foundation invests cash in excess of daily requirements in certificates of deposit and short-term investments.

5. DEPOSITS AND INVESTMENTS

Deposits

State law requires insurance or collateralization of all deposits with federal depository insurance and other acceptable collateral in specific amounts.

Custodial Credit Risk

Custodial credit risk is the risk that, in the event of a bank failure, the Hospital’s deposits might not be recovered. Through December 31, 2020, FDIC (Federal Deposit Insurance Corporation) insurance for funds held in interest bearing accounts is \$250,000 per depositor per category of legal ownership. Ohio Revised Code requires that deposits in excess of FDIC insured amounts are collateralized. The Hospital’s investment policy does not address custodial credit risk, but it believes that the Hospital’s depository bank carries sufficient collateral to cover the total amount of public funds on deposit with the bank (after FDIC coverage) and is in compliance with the requirements specified in Sections 135.18 and 135.181 of the Ohio Revised Code.

The bank balances of the Hospital’s deposits on December 31, 2020, totaled \$11,446,816 and were subject to the following categories of custodial credit risk:

	<u>2020</u>
Collateral held by the counterparty's agent but not in the name of the Hospital	\$ 1,683,497
Uninsured and uncollateralized	<u>110,625</u>
Total amount subject to custodial risk	1,794,122
Amount insured	<u>9,652,694</u>
Total bank balances	<u>\$ 11,446,816</u>

Investments – The Hospital

The Hospital has adopted an investment policy that is consistent with the allowable investments provided by the Auditor of State. The policy authorizes the Hospital to invest in the following:

- United States obligations or any other obligation guaranteed as to principal and interest by the United States.
- Bonds, notes, debentures, or any other obligations or securities issued by any federal government agency or instrumentality.
- Interim deposits in the eligible institutions applying for interim monies as provided in Ohio Revised Code Section 135.08.
- Bonds or other obligations of the State of Ohio.
- The Ohio Subdivisions Fund (Star Ohio) as provided in Ohio Revised Code Section 135.45.
- Certificates of deposit.

Hocking County
Notes to the Basic Financial Statements
For the Year Ended December 31, 2020

NOTE 24 – COMPONENT UNIT DISCLOSURES – HOCKING VALLEY COMMUNITY HOSPITAL - (CONTINUED)

The Hospital’s investments generally are reported at fair value, as discussed in Note 2. At December 31, 2020, the Hospital had the following investments, maturities and rates (per Standard & Poor’s), all of which were held in the Hospital’s name by custodial banks that are agents of the Hospital:

	2020		
	Carrying Amount	Investment Maturities	
		Less than 1 Year	1-5 Years
Certificates of deposits	\$ 265,446	\$ 265,446	\$ -
Money market funds			
AAA	9,092,960	9,092,960	-
Not rated	360,255	360,255	-
	\$ 9,718,661	\$ 9,718,661	\$ -

Interest Rate Risk

The Hospital’s investment policies limit investment portfolios to maturities of five years or less. All of the Hospital’s investments at December 31, 2020 have effective maturity dates of less than five years.

Credit Risk

For an investment, custodial credit risk is the risk that, in the event of the failure of the counterparty, the Hospital will not be able to recover the value of its investments or collateral securities that are in the possession of an outside party. The Hospital’s investment policy does not address custodial credit risk. For the year ended December 31, 2020, the Hospital is not exposed to custodial credit risk as it relates to its investment portfolio.

Concentration of Credit Risk

Concentration of credit risk is the risk of loss attributable to the magnitude of investments in any issuer. This does not apply to obligations and agencies of the United States Treasury which are deemed to be “risk-free”. The Hospital’s investment policy requires that the portfolio be structured to diversify investments to reduce the risk of loss resulting from over-concentration of assets in a specific maturity, a specific issuer or a specific type of security. The Hospital believes that it is not exposed to any significant credit risk on investments.

Investments – The Foundation

As of December 31, the fair values of the Foundation’s investments were as follows:

	<u>2020</u>
Mutual funds	\$ 206,381
Exchange traded funds	180,748
Common stock	20,268
Money market funds	275
	\$407,672

Hocking County
Notes to the Basic Financial Statements
For the Year Ended December 31, 2020

NOTE 24 – COMPONENT UNIT DISCLOSURES – HOCKING VALLEY COMMUNITY HOSPITAL - (CONTINUED)

The Foundation’s investments are reflected in the statements of net position as follows at December 31:

	<u>2020</u>
Investments - current assets	\$ 192,120
Board designated investments	-
Donor restricted investments - noncurrent assets	<u>215,552</u>
	<u>\$ 407,672</u>

The Foundation’s investment income (loss) for the year ended December 31 consisted of the following:

	<u>2020</u>
Interest and dividends, net of investment management fees	\$ 2,442
Net unrealized/realized gain (loss)	<u>35,206</u>
	<u>\$ 37,648</u>

6. FAIR VALUE MEASUREMENTS

The framework for measuring fair value provides a fair value hierarchy that prioritizes the inputs to valuation techniques used to measure fair value. The hierarchy gives the highest priority to unadjusted quoted prices in active markets for identical assets or liabilities (Level 1) and the lowest priority to unobservable inputs (Level 3). Valuation techniques maximize the use of relevant observable inputs and minimize the use of unobservable inputs. The three levels of the fair value hierarchy are described as follows:

- Level 1 - Inputs to the valuation methodology are unadjusted quoted prices for identical assets or liabilities in active markets that the Hospital and Foundation have the ability to access.
- Level 2 - Inputs to the valuation methodology include quoted prices for similar assets or liabilities in active markets; quoted prices for identical or similar assets or liabilities in inactive markets; inputs other than quoted prices that are observable for the asset or liability; inputs that are derived principally from or corroborated by observable market data by correlation or other means. If the asset or liability has a specified (contractual) term, the level 2 input must be observable for substantially the full term of the asset or liability.
- Level 3 - Inputs to the valuation methodology are unobservable and significant to the fair value measurement.

The asset or liability’s fair value measurement level within the fair value hierarchy is based on the lowest level of any input that is significant to the fair value measurement. Valuation techniques maximize the use of relevant observable inputs and minimize the use of unobservable inputs. Following is a description of the valuation methodologies used for assets measured at fair value. There have been no changes in the methodologies used at December 31, 2020.

- Money markets – Valued based at the subscription and redemption activity at a \$1 stable net asset value (NAV). However, on a daily basis the funds are valued at their daily NAV calculated using the amortized cost of the securities held in the fund.
- Mutual funds - Valued at the daily closing price as reported by the fund. Mutual funds held by the Foundation are open-end mutual funds that are registered with the U.S. Securities and Exchange Commission. These funds are required to publish their daily net asset value and to transact at that price. The mutual funds held by the Foundation are deemed to be actively traded.

Hocking County
Notes to the Basic Financial Statements
For the Year Ended December 31, 2020

NOTE 24 – COMPONENT UNIT DISCLOSURES – HOCKING VALLEY COMMUNITY HOSPITAL – (CONTINUED)

- Exchange traded funds - Valued at the daily closing price as reported by the fund. Exchange traded funds held by the Foundation are funds that are registered with the Securities and Exchange Commission. These funds are required to publish their daily net asset value and to transact at that price. The exchange traded funds held by the Foundation are deemed to be actively traded.
- Common stock – Valued at the closing price reported on the active market on which the individual securities are traded.

The following table sets forth by level, within the fair value hierarchy, the Hospital's assets at fair value as of December 31, 2019. Classification within the fair value hierarchy table is based on the lowest level of any input that is significant to the fair value measurement.

	2020			
	Level 1	Level 2	Level 3	Total
Money market funds	\$ -	\$9,453,215	\$ -	\$9,453,215
	\$ -	\$9,453,215	\$ -	\$9,453,215
Certificates of deposit				265,446
Total investments and certificates of deposit				\$9,718,661

The Hospital's policy is to recognize transfers between levels as of the end of the reporting period. There were no significant transfers between levels during 2020.

THIS SPACE INTENTIONALLY LEFT BLANK

Hocking County
Notes to the Basic Financial Statements
For the Year Ended December 31, 2020

NOTE 24 – COMPONENT UNIT DISCLOSURES – HOCKING VALLEY COMMUNITY HOSPITAL - (CONTINUED)

Foundation assets measured at fair value on a recurring basis as of December 31, 2020 are as follows:

	<u>Level 1</u>	<u>Level 2</u>	<u>Level 3</u>	<u>Total</u>
Money market	\$ -	\$ 275	\$ -	\$ 275
Mutual funds:				
Money market	5,144	-	-	5,144
Fixed income	32,900	-	-	32,900
Foreign large blend	41,955	-	-	41,955
Large growth	64,258	-	-	64,258
Mid-cap growth	40,130	-	-	40,130
Small value	21,994	-	-	21,994
Exchange traded funds:				
Fixed income	44,334	-	-	44,334
Foreign large blend	31,436	-	-	31,436
Foreign small/mid blend	24,833	-	-	24,833
Large value	46,488	-	-	46,488
Mid-cap value	15,941	-	-	15,941
Small blend	17,716	-	-	17,716
Common stock:				
Energy	<u>20,268</u>	-	-	20,268
	<u>\$ 407,397</u>	<u>\$ 275</u>	<u>\$ -</u>	407,672
Certificates of deposit				-
Total investments and certificates of deposit			<u>\$</u>	<u>407,672</u>

THIS SPACE INTENTIONALLY LEFT BLANK

Hocking County
Notes to the Basic Financial Statements
For the Year Ended December 31, 2020

NOTE 24 – COMPONENT UNIT DISCLOSURES – HOCKING VALLEY COMMUNITY HOSPITAL – (CONTINUED)

7. CAPITAL ASSETS

The Hospital’s capital asset additions, transfers, retirements, and balances as of and for the year ended December 31, were as follows:

	2020				
	Beginning Balance	Additions	Transfers	Retirements	Ending Balance
Capital assets not being depreciated:					
Land	\$ 5,120	\$ -	\$ -	\$ -	\$ 5,120
Construction in process	245,259	736,161	(216,242)	-	765,178
Total non-depreciable capital assets	250,379	736,161	(216,242)	-	770,298
Depreciable capital assets:					
Land improvements	513,647	45,964	-	-	559,611
Buildings and improvements	17,528,005	156,541	-	-	17,684,546
Equipment	20,411,638	313,886	216,242	-	20,941,766
Total depreciable capital assets	38,453,290	516,391	216,242	-	39,185,923
Less accumulated depreciation:					
Land improvements	(379,620)	(36,037)	-	-	(415,657)
Buildings and improvements	(10,855,746)	(608,937)	-	-	(11,464,683)
Equipment	(16,416,335)	(1,737,646)	-	-	(18,153,981)
Total accumulated depreciation	(27,651,701)	(2,382,620)	-	-	(30,034,321)
Total depreciable capital assets, net	10,801,589	(1,866,229)	216,242	-	9,151,602
Total capital assets, net	\$ 11,051,968	\$ (1,130,068)	\$ -	\$ -	\$ 9,921,900

Total depreciation and amortization expense related to the Hospital’s capital assets for 2020 was \$2,382,620.

The Foundation’s capital asset additions, transfers, retirements, and balances as of and for the years ended December 31, were as follows:

	2020				
	Beginning Balance	Additions	Transfers	Retirements	Ending Balance
Capital assets not being depreciated:					
Land	\$ 954,288	\$ -	\$ -	\$ -	\$ 954,288
Total non-depreciable capital assets	954,288	-	-	-	954,288
Depreciable capital assets:					
Buildings and improvements	1,694,990	-	-	-	1,694,990
Equipment	12,421	-	-	-	12,421
Total depreciable capital assets	1,707,411	-	-	-	1,707,411
Less accumulated depreciation:					
Buildings and improvements	(459,362)	(40,995)	-	-	(500,357)
Equipment	(12,421)	-	-	-	(12,421)
Total accumulated depreciation	(471,783)	(40,995)	-	-	(512,778)
Total depreciable capital assets, net	1,235,628	(40,995)	-	-	1,194,633
Total capital assets, net	\$ 2,189,916	\$ (40,995)	\$ -	\$ -	\$ 2,148,921

Total depreciation expense related to the Foundation’s capital assets for 2020 was \$40,955.

Hocking County
Notes to the Basic Financial Statements
For the Year Ended December 31, 2020

NOTE 24 – COMPONENT UNIT DISCLOSURES – HOCKING VALLEY COMMUNITY HOSPITAL - (CONTINUED)

8. LINE OF CREDIT

The Hospital has a \$1,000,000 line of credit with a bank that is collateralized by all patient accounts receivable. The line of credit is due on demand. Interest is payable at a variable rate of prime plus 1.04% (4.29% at December 31, 2020). Information relating to the Hospital's line of credit activity as of and for the year ended December 31, is as follows:

	2020			
	Beginning Balance	Borrowings	Payments	Ending Balance
Line of Credit	\$ 515,000	\$ -	\$ (515,000)	\$ -

9. DEBT AND CAPITAL LEASE OBLIGATIONS

Debt and capital lease obligations – Hospital

Information regarding the Hospital's long-term debt and capital lease activity and balances as of and for the year ended December 31, is as follows:

	2020				
	Beginning Balance	Additions	Payments/ Reductions	Ending Balance	Due Within One Year
Direct borrowings:					
Note payable, OAQDA	1,529,285	-	(122,872)	1,406,413	126,620
Note payable, OSUWMC	1,340,550	-	(534,209)	806,341	562,939
Paycheck Protection Program Loan	-	3,659,562	-	3,659,562	2,856,549
Total direct borrowings	2,869,835	3,659,562	(657,081)	5,872,316	3,546,108
Capital lease obligations	1,007,481	121,184	(458,714)	669,951	310,173
Total debt	\$ 3,877,316	\$3,780,746	\$ (1,115,795)	\$ 6,542,267	\$ 3,856,281

During 2016, the Hospital signed two note payable agreements with the Ohio Air Quality Development Authority (OAQDA) totaling \$1,918,748 utilizing the proceeds to make energy efficient capital improvements to the Hospital. The first note, which totaled \$1,000,000, bears interest at 4.25%, with interest payments through December 1, 2030 due semi-annually. Annual principal payments begin December 1, 2024 with the final payment due December 1, 2030. The second note, which totaled \$918,748, bears interest at 3.05% with annual principal and interest payments beginning December 1, 2016 through December 1, 2024. At December 31, 2020, the balance outstanding under these note payable agreements was \$1,406,413.

Hocking County
Notes to the Basic Financial Statements
For the Year Ended December 31, 2020

NOTE 24 – COMPONENT UNIT DISCLOSURES – HOCKING VALLEY COMMUNITY HOSPITAL - (CONTINUED)

The OAQDA note payable of \$1,406,413 from direct borrowings contain a provision that whenever an event of default occurs, the principal and interest outstanding is due and payable immediately. The notes are not secured by any assets owned by the Hospital.

During 2018, the Hospital signed a note payable agreement with The Ohio State University Wexner Medical Center (OSUWMC) totaling \$2,130,549 utilizing the proceeds to implement a new electronic medical record system at the Hospital. The note includes imputed interest at 5.25% with monthly payments beginning in June 2017 through May 2022. At December 31, 2020, the balance outstanding under this note payable agreement was \$806,341. See Note 18 for further discussion.

The OSUWMC note payable of \$806,341 from direct borrowings contain a provision that if the Hospital should terminate the agreement without breach by OSUWMC, the Hospital will have the obligation to reimburse OSUWMC for any costs advanced to the Hospital by OSUWMC, which has not been repaid, and all outstanding principle and interest. The note is not secured by any assets owned by the Hospital.

As part of the Coronavirus Aid, Relief, and Economic Security (“CARES”) Act, certain businesses were eligible to receive a loan from the Small Business Association (SBA) through the Paycheck Protection Program (PPP) under CFDA #59.073. The PPP loan is unsecured, bears interest at 1%, and funds advanced under the program are subject to forgiveness if certain criteria is met. The PPP loans may be forgivable to the extent that the employer incurs and spends the funds on qualified expenditures, which include payroll, employee health insurance, rent utilities, and interest costs during the covered period as defined by the PPP guidance. In addition, employers must maintain specified employment and wage levels during the pandemic and submit adequate documentation of such expenditures to qualify for loan forgiveness. If the loan is not forgiven, monthly principal and interest payments of \$205,968 were to begin on November 8, 2020, with a maturity date of April 8, 2022. As of December 31, 2020, no payments have been made. The Hospital has accounted for these loans as debt and will recognize any forgiveness when it is legally forgiven by the SBA. As discussed in Note 21, the full amount of the PPP loan was forgiven in 2021.

Capital lease obligations have varying rates of imputed interest ranging from 1.00% to 8.20%. The obligations are collateralized by leased equipment and mature at varying dates through 2025.

The Hospital’s cost of equipment under capital lease included in capital assets as of December 31, was as follows:

	2020
Cost of equipment under capital lease	\$ 1,710,751
Accumulated amortization	(1,138,467)
	\$ 572,284

Long-term debt and capital lease obligation payment requirements for fiscal years subsequent to December 31, 2020, are as follows:

	Capital Lease Obligations			Notes from Direct Borrowings		
	Principal	Interest	Total	Principal*	Interest	Total
2021	\$ 310,173	\$ 27,133	\$ 337,306	\$ 3,546,108	\$ 83,489	\$ 3,629,597
2022	230,164	12,906	243,070	1,176,897	53,906	1,230,803
2023	81,056	5,485	86,541	134,461	46,712	181,173
2024	36,792	1,968	38,760	138,562	42,477	181,039
2025	11,766	240	11,970	140,818	36,744	177,562
Thereafter	-	-	-	735,470	92,072	827,542
	\$ 669,951	\$ 47,696	\$ 717,647	\$ 5,872,316	\$ 355,400	\$ 6,227,716

* - Expected future payments on the PPP loan of \$2,856,549 and \$803,013 for 2021 and 2022, respectively, are included in the above table. This loan was forgiven subsequent to December 31, 2020.

Hocking County
Notes to the Basic Financial Statements
For the Year Ended December 31, 2020

NOTE 24 – COMPONENT UNIT DISCLOSURES – HOCKING VALLEY COMMUNITY HOSPITAL - (CONTINUED)

Debt obligations – Foundation

Information regarding the Foundation’s long-term debt activity and balances as of and for the year ended December 31, is as follows:

	2020				
	Beginning Balance	Additions	Payments/ Reductions	Ending Balance	Due Within One Year
Commercial loan	\$ 1,018,110	\$ -	\$ (39,006)	\$ 979,104	\$ 40,786
Total debt	\$ 1,018,110	\$ -	\$ (39,006)	\$ 979,104	\$ 40,786

During 2018, the Foundation signed a note payable agreement with Citizens Bank of Logan, now Merchants National Bank, totaling \$1,080,000 utilizing the proceeds to purchase a new Medical Arts Building. The note bears interest at 3.77% with annual principal and interest payments beginning April 18, 2018 through April 18, 2038. Beginning on April 18, 2023, the interest rate is subject to change annually based on the weekly average yield of United States treasury securities. At December 31, 2020, the balance outstanding under this note payable agreement was \$979,104.

The Foundation is required to meet a minimum debt service coverage ratio. Management believes the Foundation believes it was in compliance with this covenant as of December 31, 2020.

Long-term debt obligation payment requirements for fiscal years subsequent of December 31, 2020, are as follows:

	Principal	Interest	Total
2021	\$ 40,786	\$ 36,187	\$ 76,973
2022	42,350	34,623	76,973
2023	43,974	32,999	76,973
2024	45,661	31,312	76,973
2025	47,413	29,560	76,973
Thereafter	758,920	191,067	949,987
	<u>\$ 979,104</u>	<u>\$ 355,748</u>	<u>\$ 1,334,852</u>

10. PATIENT ACCOUNTS RECEIVABLE

The details of patient accounts receivable are set forth below:

	2020
Gross patient accounts receivable Less allowance for:	\$ 11,905,206
Uncollectible accounts	(1,992,501)
Contractual adjustments	(4,921,570)
Net patient accounts receivable	<u>\$ 4,991,135</u>

NOTE 24 – COMPONENT UNIT DISCLOSURES – HOCKING VALLEY COMMUNITY HOSPITAL - (CONTINUED)

The Hospital provides services without collateral to patients, most of whom are local residents and are insured under third-party payor agreements. The composition of net receivables from patients and third-party payors was as follows:

	2020	
	Accounts Receivable	Gross Revenue
Medicare	37%	51%
Medicaid	15%	24%
Commercial	28%	22%
Self-pay	20%	3%
	100%	100%

11. ESTIMATED AMOUNTS DUE FROM THIRD-PARTY PAYORS

The Hospital has agreements with third-party payors that provide for payment to the Hospital at amounts different from its established rates. The Hospital is designated as a Critical Access Hospital (CAH) under the Medicare and Medicaid programs. CAHs receive payments on a reasonable cost basis, for inpatient and most outpatient services to eligible Medicare patients. Contractual adjustments under third-party reimbursement programs represent the difference between the Hospital’s billings at established rates for services and amounts reimbursed by third-party payors. A summary of the basis of reimbursement with major third-party payors follows:

- a. Medicare: On October 4, 2006, the Hospital became a Critical Access Hospital. After October 4, 2006, inpatient services and most outpatient services rendered to Medicare program beneficiaries are paid based on a cost reimbursement methodology. Other outpatient services are reimbursed based on fee schedules.
- b. The Hospital and the Hospital’s swing beds are reimbursed for cost reimbursable items at a tentative rate with final settlement determined after submission of annual cost reports by the Hospital and audits thereof by the Medicare fiscal intermediary. The Hospital’s classification of patients under the Medicare program and the appropriateness of their admission are subject to an independent review by a peer review organization.
- c. Medicaid: Inpatient services rendered to Medicaid program beneficiaries are reimbursed based on prospectively determined rates per discharge. Medicaid outpatient services are reimbursed based upon the lesser of the Hospital’s charge or predetermined fee schedule amounts. Capital related expenditures are subject to annual cost report settlement.
- d. Other Payors: The Hospital has entered into agreements with certain commercial carriers. Reimbursement for services under these agreements includes discounts from established charges and other payment methodologies.

In 2020, approximately 51% of the Hospital’s total gross patient revenue was derived from Medicare patients while 24% was derived from Medicaid. The remaining revenue was derived primarily from commercial insurance payments.

Hocking County
Notes to the Basic Financial Statements
For the Year Ended December 31, 2020

NOTE 24 – COMPONENT UNIT DISCLOSURES – HOCKING VALLEY COMMUNITY HOSPITAL - (CONTINUED)

Laws and regulations governing the Medicare and Medicaid programs are extremely complex and subject to interpretation. Retroactive adjustments are considered in the recognition of revenue on an estimated basis in the period the related services are rendered and are adjusted in future periods, as final settlements are determined. Management has determined that there was \$32,732 due from third party payors as of December 31, 2020. There is at least a reasonable possibility that recorded estimates will change by a material amount in the near term. Differences between the estimated amounts accrued at interim and final settlements are reported in the statement of revenues, expenses and changes in net position in the year of settlement. The Hospital recorded an unfavorable adjustment of \$0 in net patient service revenue on the statements of revenue, expenses and changes in net position in 2020.

12. NET PATIENT SERVICE REVENUES

Net patient service revenue consists of the following:

	<u>2020</u>
Revenue:	
Inpatient	\$ 15,621,755
Outpatient	<u>65,511,824</u>
Total patient revenue	81,133,579
Revenue deductions:	
Contractual allowances	43,129,100
Provision for bad debts	2,974,851
Charity care	1,452,848
Total deductions	<u>47,556,799</u>
Total net patient service revenue	<u>\$ 33,576,780</u>

13. OTHER LIABILITIES

Risk Management

The Hospital is exposed to various risks of loss related to torts; theft or, damage to, and destruction of assets; business interruptions; errors and omissions; injuries to employees; and natural disasters. The Hospital has purchased commercial insurance for malpractice, general liability and employee medical claims.

Hocking County
Notes to the Basic Financial Statements
For the Year Ended December 31, 2020

NOTE 24 – COMPONENT UNIT DISCLOSURES – HOCKING VALLEY COMMUNITY HOSPITAL - (CONTINUED)

Medical Malpractice

For medical malpractice, the Hospital has professional liability insurance with a commercial carrier. Coverage is \$1,000,000 per occurrence and \$3,000,000 in the annual aggregate. In addition, the Hospital has umbrella coverage of \$2,000,000 per occurrence. The policy also requires that certain members of the medical staff carry professional liability coverage of no less than \$1,000,000 per occurrence and \$3,000,000 in the annual aggregate. The Hospital's coverage is on a claims made basis. Settled claims for medical malpractice have not exceeded insurance coverage in any of the past five years. Losses from asserted and unasserted claims identified under the Hospital's incident reporting systems are accrued based on estimates that incorporate the Hospital's past experience, as well as other considerations including the nature of each claim or incident and relevant trend factors. There is no liability for medical malpractice at December 31, 2020.

Employee Health Insurance

The Hospital provides health insurance to participating employees under a plan that is partially self-insured. The plan is covered by a stop-loss policy that covers specific items over \$500,000. An estimate of incurred but unpaid claims has been determined as of December 31, 2020 based on historical experience. The liability for estimated self-insured employee health claims includes estimates of the ultimate costs for both reported claims and incurred but not reported claims. Activity and balances as of and for the two years ended December 31, 2020 and 2019 are as follows:

	Beginning Liability	Claims Incurred	Claims Paid	Ending Liability
2019	\$ 579,861	\$ 3,059,189	\$ 2,872,776	\$ 766,274
2020	\$ 766,274	\$ 3,480,790	\$ 3,843,963	\$ 403,101

14. BOARD DESIGNATED INVESTMENTS, ENDOWMENTS AND RESTRICTED NET POSITION

Board Designated Investments

Board designated investments of \$290,000 as of December 31, 2020 are designated for future capital improvements at the Hospital.

Donor-Restricted – Expendable for Various Purposes

The Foundation has funds, which have been donated for specific purposes. The funds must be used for the donor specified purpose. Donor-restricted assets that are expendable for various purposes were approximately \$37,000 as of December 31, 2020.

NOTE 24 – COMPONENT UNIT DISCLOSURES – HOCKING VALLEY COMMUNITY HOSPITAL - (CONTINUED)

Donor-Restricted – Nonexpendable Endowments

The Foundation maintains several permanent funds with donor-restricted endowments that totaled approximately \$179,000 at December 31, 2020. It is the Foundation's policy to transfer from the endowment funds to available funds an amount not to exceed 75% of the total return earned by the endowment. In this way, a portion of the total return will be added back to the principal of the fund to provide growth of the fund. The transfer of available funds shall also be limited in such a manner as to not decrease the designated principal of the fund. Available funds earned that are required to maintain the principal will not be transferred.

15. RETIREMENT PLANS

The Hospital contributed to the Ohio Public Employees Retirement System (OPERS). OPERS administers three separate pension plans: The Traditional Pension Plan—a cost-sharing, multiple- employer defined benefit pension plan; the Member Directed Plan—a defined contribution plan; and the Combined Plan—a cost-sharing, multiple-employer defined benefit pension plan that has elements of both a defined benefit and defined contribution plan.

OPERS maintains a cost-sharing, multiple-employer defined benefit post-employment health care trust, which funds multiple health care plans including medical coverage, prescription drug coverage and deposits to a Health Reimbursement Arrangement to qualifying benefit recipients of both the Traditional Pension and the Combined plans. This trust is also used to fund health care for Member Directed Plan participants, in the form of a Retiree Medical Account (RMA). At retirement or refund, Member-Directed Plan participants may be eligible for reimbursement of qualified medical expenses from their vested RMA balance.

In order to qualify for health care coverage, age-and-service retirees under the Traditional Pension and Combined plans must have 20 or more years of qualifying Ohio service credit. Health care coverage for disability benefit recipients and qualified survivor benefit recipients is available. The health care coverage provided by OPERS meets the definition of an Other Post Employment Benefit (OPEB) as described in GASB Statement No. 75. Please see the Plan Statement in the OPERS 2019 Comprehensive Annual Financial Report for details.

The Ohio Revised Code permits, but does not require, OPERS to provide health care to its eligible benefit recipients. Authority to establish and amend health care coverage is provided to the OPERS Board of Trustees (OPERS Board) in Chapter 145 of the Ohio Revised Code.

OPERS issues a stand-alone financial report. Interested parties may obtain a copy by visiting <https://www.opers.org/financial/reports.shtml>, by writing to OPERS, 277 East Town Street, Columbus, OH 43215-4642, or by calling 614-222-5601 or 800-222-7377.

Hocking County
Notes to the Basic Financial Statements
For the Year Ended December 31, 2020

NOTE 24 – COMPONENT UNIT DISCLOSURES – HOCKING VALLEY COMMUNITY HOSPITAL - (CONTINUED)

Liabilities, Expense, and Deferred Outflows of Resources and Deferred Inflows of Resources Related to Retirement Plans

In accordance with GASB Statement No. 68 and 75, employers participating in cost-sharing multiple-employer plans are required to recognize a proportionate share of the collective net pension and OPEB liabilities and assets of the plans. Although changes in the net pension liabilities and assets generally are recognized as expense in the current period, certain items are deferred and recognized as expense in future periods. Deferrals for differences between projected and actual investment returns are amortized to pension expense over five years. Deferrals for employer contributions subsequent to the measurement date are amortized in the following period (one year). Other deferrals are amortized over the estimated remaining service lives of both active and inactive employees (amortization periods range from 3 to 10 years).

The collective net pension asset and liability of the retirement systems (GASB 68) and the Hospital’s proportionate share of the net pension asset and liability as of December 31 are as follows:

	2020
Net pension liability - all employers	\$ 19,765,678,367
Proportion of the net pension liability - Hospital	0.085017%
	\$ 16,804,187

	2020
Net pension asset - all employers	\$ 208,524,069
Proportion of the net pension asset - Hospital	0.064495%
	\$ 134,488

Pension expense, relating to GASB 68, for the year ending December 31, 2020 was \$547,520.

The collective net OPEB liability of the retirement systems (GASB 75) and the Hospital’s proportionate share of the net OPEB liability as of December 31 are as follows:

	2020
Net OPEB liability - all employees	\$ 13,812,597,868
Proportion of the net OPEB liability - Hospital	0.082110%
	\$ 11,341,524

Other postemployment benefits expense, relating to GASB 75, for the year ended December 31, 2020 was \$989,342.

Hocking County
Notes to the Basic Financial Statements
For the Year Ended December 31, 2020

NOTE 24 – COMPONENT UNIT DISCLOSURES – HOCKING VALLEY COMMUNITY HOSPITAL - (CONTINUED)

At December 31, 2020, the Hospital reported deferred outflows of resources and deferred inflows of resources related to pensions from the following sources:

Deferred outflows of resources:

Assumption changes		911,407
Change in proportionate share		23,275
Difference between Hospital contributions and proportionate share of contributions		2,230
Employer contributions subsequent to the measurement date		1,794,498
Total	\$	2,731,410

Deferred inflows of resources:

Difference between expected and actual experience	\$	244,039
Net difference between projected and actual earnings on pension plan		3,369,500
Change in proportionate share		511,064
Difference between Hospital contributions and proportionate share of contributions		4,056
Total	\$	4,128,659

At December 31, 2020, the Hospital reported deferred outflows of resources and deferred inflows of resources for OPEB from the following sources:

Deferred outflows of resources:

Difference between expected and actual experience	\$	304
Assumption changes		1,795,243
Employer contributions subsequent to the measurement date		7,051
Total	\$	1,802,598

Deferred inflows of resources:

Difference between expected and actual experience	\$	1,037,235
Net difference between projected and actual earnings on OPEB plan assets		577,507
Change in proportionate share		343,999
Difference between Hospital contributions and proportionate share of contributions		12,533
Total	\$	1,971,274

Hocking County
Notes to the Basic Financial Statements
For the Year Ended December 31, 2020

NOTE 24 – COMPONENT UNIT DISCLOSURES – HOCKING VALLEY COMMUNITY HOSPITAL - (CONTINUED)

Net deferred outflows of resources and deferred inflows of resources related to pensions will be recognized in pension expense during the year ending December 31 as follows:

2021	\$ 800,396
2022	1,184,818
2023	(136,441)
2024	1,339,740
2025	810
2026 and thereafter	2,424
Total	<u>\$ 3,191,747</u>

Net deferred outflows of resources and deferred inflows of resources related to OPEB will be recognized in OPEB expense during the year ending December 31 as follows:

2021	\$ (5,448)
2022	(65,140)
2023	(460)
2024	246,775
Total	<u>\$ 175,727</u>

Statutory Authority

Ohio Revised Code (ORC) Chapter 145

Benefit Formula

Pension: Benefits are calculated on the basis of age, final average salary (FAS), and service credit. State and Local members in transition Groups A and B are eligible for retirement benefits at age 60 with 60 contributing months of service credit or at age 55 with 25 or more years of service credit. Group C for State and Local is eligible for retirement at age 57 with 25 years of service or at age 62 with 5 years of service. For Groups A and B, the annual benefit is based on 2.2% of final average salary multiplied by the actual years of service for the first 30 years of service credit and 2.5% for years of service in excess of 30 years. For Group C, the annual benefit applies a factor of 2.2% for the first 35 years and a factor of 2.5% for the years of service in excess of 35. FAS represents the average of the three highest years of earnings over a member’s career for Groups A and B. Group C is based on the average of the five highest years of earnings over a member’s career. The base amount of a member’s pension benefit is locked in upon receipt of the initial benefit payment for calculation of annual cost-of-living adjustment.

NOTE 24 – COMPONENT UNIT DISCLOSURES – HOCKING VALLEY COMMUNITY HOSPITAL - (CONTINUED)

OPEB: The ORC permits, but does not require, OPERS to offer post-employment health care coverage. The ORC allows a portion of the employers' contributions to be used to fund health care coverage. The health care portion of the employer contribution rate for the Traditional Pension Plan and Combined Plan is comparable, as the same coverage options are provided to participants in both plans. Beginning January 1, 2015, the service eligibility criteria for health care coverage increased from 10 years to 20 years with a minimum age of 60, or 30 years of qualifying service at any age. Beginning with January 2016 premiums, Medicare-eligible retirees could select supplemental coverage through the connector, and may be eligible for monthly allowances deposited to a health reimbursement account to be used for reimbursement of eligible health care expenses. Coverage for non-Medicare retirees includes hospitalization, medical expenses and prescription drugs. The OPERS determines the amount, if any of the associated health care costs that will be absorbed by the OPERS and attempts to control costs by using managed care, case management, and other programs.

Contribution Rates

The ORC provides the statutory authority requiring public employers to fund health care through their contributions to OPERS. A portion of each employer's contribution to OPERS may be set aside to fund OPERS health care plans.

Employer contribution rates are expressed as a percentage of the earnable salary of active members. In 2020, State and Local employers contributed at a rate of 14.0% of earnable salary and Public Safety and Law Enforcement employers contributed at 18.1%. These are the maximum employer contribution rates permitted by the ORC. Active member contributions do not fund health care.

Each year, the OPERS Board determines the portion of the employer contribution rate that will be set aside to fund health care plans. The portion of employer contributions allocated to health care for members in the Traditional Pension Plan and Combined Plan was 0.0% during calendar year 2020. As recommended by OPERS' actuary, the portion of employer contributions allocated to health care beginning January 1, 2020 remained consistent at 0.0% for both plans. The OPERS Board is also authorized to establish rules for the retiree or their surviving beneficiaries to pay a portion of the health care provided. Payment amounts vary depending on the number of covered dependents and the coverage selected. The employer contribution as a percentage of covered payroll deposited for Member-Directed Plan participants for 2020 and 2019 was 4.0%.

Cost-of-Living Adjustments

Once a benefit recipient retiring under the Traditional Pension Plan has received benefits for 12 months, an annual cost-of-living adjustment is provided on the member's base pension benefit at the date of retirement and is not compounded. For those members retiring under the Combined Plan will receive a 3% cost-of-living adjustment for benefit portion of their pension benefit. Current law provides for a 3% cost-of-living adjustment for benefit recipients retiring prior to January 7, 2013. For those benefit recipients retiring subsequent to January 7, 2013, beginning in calendar year 2019, current law provides that the cost-of-living adjustment will be based on the average percentage increase in the Consumer Price Index, capped at 3%.

Measurement Date

December 31, 2019 (OPEB is rolled forward from December 31, 2018 actuarial valuation date).

Hocking County
Notes to the Basic Financial Statements
For the Year Ended December 31, 2020

NOTE 24 – COMPONENT UNIT DISCLOSURES – HOCKING VALLEY COMMUNITY HOSPITAL - (CONTINUED)

Actuarial Assumptions

Valuation Date: December 31, 2019 for pension and December 31, 2018 for OPEB Rolled Forward Measurement
 Date: December 31, 2019 for OPEB
 Actuarial Cost Method: Individual entry age
 Investment Rate of Return: 7.20% for pension and 6.00% for OPEB
 Inflation: 3.25%
 Projected Salary Increases: 3.25% - 10.75%
 Cost-of-Living Adjustments: 3.00% Simple – for those retiring after January 7, 2013, 1.40% Simple through 2020, then 2.15% Simple.
 Health Care Cost Trends: 10.0% initial, 3.5% ultimate in 2030

Mortality Rates

Mortality rates are based on the RP-2014 Healthy Annuitant mortality table. For males, Healthy Annuitant Mortality tables were used, adjusted for mortality improvement back to the observation period base of 2006 and then established the base year as 2015. For females, Healthy Annuitant Mortality tables were used, adjusted for mortality improvements back to the observation period base year of 2006, and then established the base year as 2010. The mortality rates used in evaluating disability allowances were based on the RP-2014 Disabled mortality tables, adjusted for mortality improvement back to the observation base year of 2006 and then established the base year as 2015 for males and 2010 for females. Mortality rates for a particular calendar year for both healthy and disabled retiree mortality tables are determined by applying the MP-2015 mortality improvement scale.

Date of Last Experience Study - December 31, 2015

Investment Return Assumptions

The long term expected rate of return on defined benefit investment assets was determined using a building-block method in which best-estimate ranges of expected future real rates of return are developed for each major asset class. These ranges are combined to produce the long-term expected rate of return by weighting the expected future real rates of return by the target asset allocation percentage, adjusted for inflation.

The following table displays the Board-approved asset allocation policy for defined benefit pension assets for 2019 and the long-term expected real rates of return:

Asset Class	Target Allocation	Long Term Expected Return *
Fixed Income	25%	1.8%
Domestic Equity	19%	5.8%
Real Estate	10%	5.2%
Private Equity	12%	10.7%
International Equity	21%	7.7%
Other Investments	13%	5.0%
Total	100%	

* Returns presented as arithmetic means

Hocking County
Notes to the Basic Financial Statements
For the Year Ended December 31, 2020

NOTE 24 – COMPONENT UNIT DISCLOSURES – HOCKING VALLEY COMMUNITY HOSPITAL - (CONTINUED)

The following table displays the OPERS Board-approved asset allocation policy for health care assets for 2019 and the long-term expected real rates of return:

<u>Asset Class</u>	<u>Target Allocation</u>	<u>Long Term Expected Return *</u>
Fixed Income	36%	1.5%
Domestic Equity	21%	5.8%
Real Estate	6%	5.7%
International Equity	23%	7.7%
Other Investments	<u>14%</u>	4.9%
Total	<u>100%</u>	

* Returns presented as arithmetic means

Discount Rate

Pension: The discount rate used to measure the total pension liability was 7.2% for the Traditional Pension Plan, the Combined Plan and the Member-Directed Plan. The projection of cash flows used to determine the discount rate assumed that contributions from plan members and those of the contributing employers are made at the contractually required rates, as actuarially determined. Based on those assumptions, the pension plan’s fiduciary net position was projected to be available to make all projected future benefit payments of current plan members. Therefore, the long-term expected rate of return on pension plan investments was applied to all periods of projected benefit payments to determine the total pension liability.

OPEB: A discount rate of 3.16% was used to measure the total OPEB liability on the measurement date of December 31, 2019. Projected benefit payments are required to be discounted to their actuarial present value using a single discount rate that reflects (1) a long-term expected rate of return on OPEB plan investments (to the extent that the health care fiduciary net position is projected to be sufficient to pay benefits), and (2) tax-exempt municipal bond rate based on an index of 20-year general obligation bonds with an average AA credit rating as of the measurement date (to the extent that the contribution for use with the long-term expected rate were not met). This single discount rate was based on an expected rate of return on the health care investment portfolio of 6.00% and a municipal bond rate of 2.75%. The projected cash flows used to determine the discount rate assumed that employer contributions will be made at rates equal to the actuarially determined contributions rate. Based on those assumptions, the OPEB plan’s fiduciary net position and future contributions were sufficient to finance health care costs through 2034. As a result, the long-term expected rate of return on health care investments was applied to projected costs through the year 2034, and the municipal bond rate was applied to all health care costs after that date.

Health Care Cost Trend Rate

A health care cost trend rate of 10.5% was used to measure the total OPEB liability on the measurement date of December 31, 2019. Retiree health care valuations use a health care cost- trend assumption that changes over several years built into the assumption. The near-term rates reflect increases in the current cost of health care; the trend starting in 2020 is 10.5%. If this trend continues for future years, the projection indicates that years from now virtually all expenditures will be for health care. A more reasonable alternative is that in the not-too-distant future, the health plan cost trend will decrease to a level at, or near wage inflation (3.25%).

Hocking County
Notes to the Basic Financial Statements
For the Year Ended December 31, 2020

NOTE 24 – COMPONENT UNIT DISCLOSURES – HOCKING VALLEY COMMUNITY HOSPITAL - (CONTINUED)

Sensitivity of Net Pension Liability to Changes in Discount Rate

1% Decrease (6.20%)	Current Rate (7.20%)	1% Increase (8.20%)
\$ 27,715,542	\$ 16,804,187	\$ 6,995,199

Sensitivity of Net Pension Asset to Changes in Discount Rate

1% Decrease (6.20%)	Current Rate (7.20%)	1% Increase (8.20%)
\$ 81,264	\$ 134,488	\$ 107,062

Sensitivity of Net OPEB Liability to Changes in Discount Rate

1% Decrease (2.16%)	Current Rate (3.16%)	1% Increase (4.16%)
\$ 14,842,204	\$ 11,341,524	\$ 8,538,619

Sensitivity of Net OPEB Liability to Changes in Health Care Cost Trend Rate

1% Decrease (9.00%)	Current Rate (10.00%)	1% Increase (11.00%)
\$ 11,006,846	\$ 11,341,524	\$ 11,671,937

The amount of contributions recognized by the Hospital relating to the pensions for the year ending December 31, 2020 were approximately \$1,795,000.

The amount of contributions recognized by the Hospital relating to the OPEB plan for the year ending December 31, 2020 were approximately \$7,000.

16. RELATED PARTIES

Hocking Valley Community Hospital Memorial Fund, Inc.

The Hospital is the primary beneficiary of the Hocking Valley Community Hospital Memorial Fund, Inc. (Foundation). The Foundation is a separate not-for-profit entity organized for the purpose of soliciting funds for the benefit of the Hospital.

The Hospital entered into a 10-year non-cancelable lease with the Foundation for the Medical Arts Building that was set to expire in September 2018. The Foundation Board of Trustees made a resolution in 2016 to forgive rent owed by the Hospital and forego charging rent moving forward.

Hocking County
Notes to the Basic Financial Statements
For the Year Ended December 31, 2020

NOTE 24 – COMPONENT UNIT DISCLOSURES – HOCKING VALLEY COMMUNITY HOSPITAL - (CONTINUED)

Hocking Valley Medical Group, Inc. (HVMG)

HVMG is organized as a separate not-for-profit stock professional corporation. The purpose of HVMG is to engage in the practice and to render the professional services of medicine and to further the charitable purposes of the Foundation and the Hospital. The financial activities of HVMG are not consolidated with that of the Foundation because of the absence of the criteria, control and economic interest, that would require consolidation.

During the year ended December 31, 2020, the Hospital disbursed funds totaling \$2,048,411 on behalf of the Foundation to fund operating deficits, respectively. These amounts were paid to the Foundation who, acting as fiscal agent, remitted the funds to HVMG. As of December 31, 2020, the Hospital has a receivable from HVMG of \$23,795. These receivables are included in prepaid expenses and other assets on the Statements of Net Position.

Hocking Valley Health Services

Hocking Valley Health Services (HVHS) is a not-for-profit membership corporation located in Logan, Ohio. The purpose of HVHS is to provide healthcare and physician services and to own, lease, operate and/or provide healthcare facilities for the promotion of health in the area served by the Hospital. Additionally, HVHS is to conduct strategic healthcare planning and otherwise operate exclusively for the benefit and support of the Board of Trustees of the Hospital. The Board of Trustees of HVHS is elected by HVHS' members. The Board of Trustees of the Hospital controls 50% of the voting rights of the HVHS Board. HVHS has not entered into any financial activities as of or for the year ended December 31, 2020. Therefore, the Hospital's financial statements exclude the activities of HVHS.

17. RENTAL AGREEMENTS

In November 2019, the Foundation entered into an agreement with the Hospital to rent property to be used as office space from November 2019 to October 2022 at \$5,000 per month. In May 2018, the Foundation entered into an agreement with Dr. Blankenbeckler to rent property to be used as office space from May 2018 to April 2021 at \$3,000 per month. The agreement is subject to automatic one year extensions and has been extended through April 2022. During 2020, \$96,000 was recognized as rental income. A schedule of the remaining minimum rental payments is below:

Year ended December 31,	
2021 \$	96,000
2022	62,000
	<hr/>
\$	158,000
	<hr/>

Hocking County
Notes to the Basic Financial Statements
For the Year Ended December 31, 2020

NOTE 24 – COMPONENT UNIT DISCLOSURES – HOCKING VALLEY COMMUNITY HOSPITAL - (CONTINUED)

The related cost and accumulated depreciation for the leased asset as of December 31, 2020 is as follows:

	2020
Land	\$ 792,454
Building	916,499
Less: Accumulated Depreciation	57,315
	<u>\$ 1,651,638</u>

18. SOFTWARE LICENSING AGREEMENT

In December 2016, the Hospital entered into an agreement with OSUWMC to transition from the current Electronic Medical Record System to the Epic platform.

This agreement provided for the use of the system for a period of ten years. The initial implementation cost of \$2,959,273, payable to OSUWMC, are to be paid in equal monthly installments over sixty months beginning in June 2017. In March 2018, when the system went live, the remaining balance of \$2,130,549 was converted to a note payable due in May 2022. See Note 9 for additional information. The implementation costs are considered an intangible asset and are included in capital assets on the statements of net position. The implementation costs are being amortized on a straight-line basis over three years.

Beginning in March 2018, the Hospital began making monthly maintenance expense payments of \$62,138 for a period of ten years. The monthly maintenance expense is subject to adjustment annually based on volumes and other factors. Management does not anticipate substantial adjustments to the maintenance expense over the remaining term of the contract.

19. REFUNDABLE ADVANCES

During 2020, the Provider Relief Fund (PRF) grants authorized under the CARES Act were distributed to healthcare providers impacted by the outbreak of the COVID-19 pandemic under Catalog of Federal Domestic Assistance (CFDA) #93.498. Revenues from PRF grants are recognized to the extent of COVID-19 related expenses. Additional revenues from PRF grants in excess of COVID-19 related expenses can be recognized to the extent of patient revenues lost as a result of the pandemic. The Hospital recognized PRF revenue of \$4,564,697 in the statement of revenues, expenses, and changes in net position as nonoperating revenue in 2020. Patient revenues lost represent the deficiency in net patient service revenues recognized over the period impacted by the pandemic when compared with net patient services revenues budgeted for 2020. PRF grants included in refundable advances on the statement of net position represent grant funds received in excess of COVID-19 expenses and patient revenues lost. These funds are subject to recoupment by the grantor in the event that the conditions for recognition are not met.

As part of the CARES Act Congress also authorized Coronavirus Relief Funds (CRF), which were distributed to state and local governments. In 2020, the state of Ohio passed through funds to healthcare providers in the state. The Hospital recognized CRF revenue of \$1,128,165 in the statement of revenues, expenses, and changes in net position as nonoperating revenue in 2020. This revenue is included in the statement of revenues, expenses, and changes in net position as nonoperating income. Coronavirus Relief Fund included in refundable advances on the statement of net position represent grant funds received in excess of COVID-19 related expenses. These funds are subject to recoupment by the grantor in the event that the conditions for recognition are not met.

Hocking County
Notes to the Basic Financial Statements
For the Year Ended December 31, 2020

NOTE 24 – COMPONENT UNIT DISCLOSURES – HOCKING VALLEY COMMUNITY HOSPITAL - (CONTINUED)

During 2020, The Hospital also received grants from four other programs. Revenues from these grant programs are recognized to the extent that allowable expenses under the grant requirements are incurred. The Hospital recognized revenue of \$222,296 in the statement of revenues, expenses, and changes in net position as nonoperating revenue in 2020 relating to these programs.

The passage of the CARES Act also authorized Center for Medicare and Medicaid Services (CMS) to expand the Medicare Accelerated and Advance Payment Program to a broader group of Medicare Part A providers and Part B suppliers. As an eligible healthcare organization, the Hospital was eligible to request up to 100% of their Medicare payment amounts for a six-month period. These payments were issued in April and June 2020. Recoupment of the advance payment was to begin following a 120-day deferral period. The Continuing Appropriations Act, 2021 and Other Extensions Act, which passed on September 30, 2020, allowed providers to extend repayment for a full year before recoupment begins. As of the date the financial statements were available to be issued, no recoupment has occurred. During the period before recoupment, Medicare claims submitted by the Hospital will continue to be reimbursed at standard rates, after which the recoupment process will begin and payment for submitted claims will be reduced by 25% for 11 months, then 50% for the following 6 months. Any outstanding payments after this period will be due in full to CMS. The advance payment is included in refundable advances on the statement of net position.

The Hospital also received an advance from Medical Mutual that is repayable beginning in 2021. The advance payment is included in refundable advances on the statement of net position.

As of and for the year ended December 31, 2020, grant revenue recognized and refundable advances recorded were as follows:

	Revenue	Refundable	
	<u>Recognized</u>	<u>Advances</u>	<u>Total</u>
Provider relief fund	\$ 4,564,697	\$ -	\$ 4,564,697
Coronavirus relief fund	1,128,165	-	1,128,165
Medical Mutual accelerated and advance payment program	-	75,435	75,435
Medicare accelerated and advance payment program	-	5,325,596	5,325,596
Other	<u>222,296</u>	<u>-</u>	<u>222,296</u>
Ending balance as of December 31, 2020	<u>\$ 5,915,158</u>	<u>\$ 5,401,031</u>	<u>\$ 11,316,189</u>

THIS SPACE INTENTIONALLY LEFT BLANK

NOTE 24 – COMPONENT UNIT DISCLOSURES – HOCKING VALLEY COMMUNITY HOSPITAL - (CONTINUED)

20. CONTINGENCIES AND COMMITMENTS

Compliance Risks

The healthcare industry is subject to numerous laws and regulations of federal, state, and local governments. Compliance with these laws and regulations is subject to future government review and interpretation, as well as regulatory actions unknown or unasserted at this time. Government activity continues to increase with respect to investigations and allegations concerning possible violations by healthcare providers of fraud and abuse statutes and significant repayments for patient services previously billed. Management is not aware of any material incidents of noncompliance that have not been provided for in the consolidated financial statements; however, the possible future financial effects of this matter on the Hospital, if any, are not presently determinable.

Coronavirus Pandemic

On March 11, 2020, the World Health Organization declared COVID-19 a pandemic. The continued spread of COVID-19, or any similar outbreaks in the future, may adversely impact the local, regional, national, and global economies. The extent to which COVID-19 impacts the Hospital's operating results is dependent on the breadth and duration of the pandemic and could be affected by other factors management is not currently able to predict. To date, the Hospital has experienced decreases in patient revenues and increases in the costs of certain supplies. Additional potential impacts include, but are not limited to, additional costs for responding to COVID-19; shortages of healthcare personnel; shortages of clinical supplies; increased demand for services; delays, loss of, or reduction to revenue, contributions, and funding; and investment portfolio declines. Management believes the Hospital is taking appropriate actions to respond to the pandemic; however, the full impact is unknown and cannot be reasonably estimated as of the date the financial statements were available to be issued.

21. SUBSEQUENT EVENT

Subsequent to December 31, 2020 and prior to the date in which the financial statements were available to be issued, the Hospital was notified that the full amount of its PPP loan (see Note 9) had been forgiven. The full amount of the loan will be recognized as nonoperating income in 2021.

THIS SPACE INTENTIONALLY LEFT BLANK

NOTE 24 – COMPONENT UNIT DISCLOSURES – HOCKING VALLEY COMMUNITY HOSPITAL - (CONTINUED)

22. RECENT GASB PRONOUNCEMENTS

Management has not currently determined what effects, if any, the implementation of the following recently enacted statements may have on its future financial statements:

GASB Statement No. 87, *Leases*, which requires the recognition of certain lease assets and liabilities for leases that previously were classified as operating leases and recognized as inflows of resources or outflows of resources based on the payment provisions of the contract. It establishes a single model for lease accounting based on the foundational principle that leases are financings of the right to use an underlying asset. In May 2020, the GASB issued GASB Statement No. 95, *Postponement of the Effective Dates of Certain Authoritative Guidance*, which postponed the effective date of GASB Statement No. 87, *Leases*, by 18 months. GASB Statement No. 87 will be effective for periods beginning after June 15, 2021.

GASB Statement No. 89, *Accounting for Interest Cost Incurred before the End of a Construction Period*, which requires that interest cost incurred before the end of a construction period be recognized as an expense in the period in which the cost is incurred for financial statements prepared using the economic resources measurement focus. As a result, interest cost incurred before the end of a construction period will not be included in the historical cost of a capital asset reported in a business-type activity or enterprise fund. In May 2020, the GASB issued GASB Statement No. 95, *Postponement of the Effective Dates of Certain Authoritative Guidance*, which postponed the effective date of GASB Statement No. 89, *Accounting for Interest Cost Incurred before the End of a Construction Period*, by one year. GASB Statement No. 89 will be effective for periods beginning after December 15, 2021.

23. RECENTLY ISSUED ACCOUNTING STANDARDS

On February 25, 2016, the FASB issued ASU No. 2016-02, *Leases* (Topic 842). This new standard, which the Foundation is not required to adopt until its year ended December 31, 2022, is intended to improve financial reporting about lease transactions by requiring entities that lease assets to recognize on their statement of net position the assets and liabilities for the rights and obligations created by those leases, and to provide additional disclosures regarding the leases. Leases with terms (as defined in the ASU) of twelve months or less are not required to be reflected on an entity's statement of net position.

The Foundation is presently evaluating the effect that this ASU will have on its future financial statements, including related disclosures.

Hocking County
Required Supplementary Information
Schedule of the County's Proportionate Share of the Net Pension Liability
Ohio Public Employees Retirement System
Last Seven Years

	<u>2020</u>	<u>2019</u>	<u>2018</u>	<u>2017</u>	<u>2016</u>	<u>2015</u>	<u>2014 (1)</u>
County's proportion of the net pension liability	0.075540%	0.076254%	0.074493%	0.074077%	0.074457%	0.072659%	0.072659%
County's proportionate share of the net pension liability	\$ 14,930,994	\$ 20,884,424	\$ 11,686,507	\$ 16,817,800	\$ 12,896,891	\$ 8,763,488	\$ 8,565,549
County's covered payroll	\$ 11,406,157	\$ 10,553,486	\$ 9,320,708	\$ 10,004,975	\$ 9,626,767	\$ 8,926,300	\$ 9,641,546
County's proportionate share of the net pension liability as a percentage of its covered payroll	130.90%	197.89%	125.38%	168.09%	133.97%	98.18%	88.84%
Plan fiduciary net position as a percentage of the total pension liability	72.21%	74.70%	84.66%	77.25%	81.08%	86.45%	86.36%

(1) Information prior to 2014 is not available.
Amounts presented as of the County's measurement date which is the prior fiscal year.
See accompanying notes to the required supplementary information.

Hocking County
Required Supplementary Information
Schedule of the County's Pension Contributions
Ohio Public Employees Retirement System
Last Ten Years

	<u>2020</u>	<u>2019</u>	<u>2018</u>	<u>2017</u>	<u>2016</u>	<u>2015</u>	<u>2014</u>	<u>2013</u>	<u>2012</u>	<u>2011</u>
Contractually required contribution	\$ 1,614,486	\$ 1,596,862	\$ 1,477,488	\$ 1,211,692	\$ 1,200,597	\$ 1,155,212	\$ 1,071,156	\$ 1,253,401	\$ 1,442,139	\$ 1,496,126
Contributions in relation to the contractually required contribution	<u>(1,614,486)</u>	<u>(1,596,862)</u>	<u>(1,477,488)</u>	<u>(1,211,692)</u>	<u>(1,200,597)</u>	<u>(1,155,212)</u>	<u>(1,071,156)</u>	<u>(1,253,401)</u>	<u>(1,442,139)</u>	<u>(1,496,126)</u>
Contribution deficiency (excess)	<u>\$ -</u>	<u>\$ -</u>	<u>\$ -</u>	<u>\$ -</u>	<u>\$ -</u>	<u>\$ -</u>	<u>\$ -</u>	<u>\$ -</u>	<u>\$ -</u>	<u>\$ -</u>
County's covered payroll	\$ 11,532,043	\$ 11,406,157	\$ 10,553,486	\$ 9,320,708	\$ 10,004,975	\$ 9,626,767	\$ 8,926,300	\$ 9,641,546	\$ 14,421,390	\$ 14,961,260
Contributions as a percentage of covered payroll	14.00%	14.00%	14.00%	13.00%	12.00%	12.00%	12.00%	13.00%	10.00%	10.00%

See accompanying notes to the required supplementary information.

Hocking County
Required Supplementary Information
Schedule of the County's Proportionate Share of the Net OPEB Liability
Ohio Public Employees Retirement System
Last Four Years (1)

	<u>2020</u>	<u>2019</u>	<u>2018</u>	<u>2017</u>
County's proportion of the net OPEB liability	0.07226900%	0.07290800%	0.07157000%	0.07211000%
County's proportionate share of the net OPEB liability	\$ 9,982,227	\$ 9,505,482	\$ 7,771,975	\$ 7,283,355
County's covered payroll	\$ 11,406,157	\$ 10,553,486	\$ 9,320,708	\$ 10,004,975
County's proportionate share of the net OPEB liability as a percentage of its covered payroll	87.52%	90.07%	83.38%	72.80%
Plan fiduciary net position as a percentage of the total OPEB liability	47.80%	46.33%	54.14%	54.05%

(1) Information prior to 2017 is not available.
See accompanying notes to the required supplementary information.

Hocking County
Required Supplementary Information
Schedule of the County's OPEB Contributions
Ohio Public Employees Retirement System
Last Five Years (1)

	<u>2020</u>	<u>2019</u>	<u>2018</u>	<u>2017</u>	<u>2016</u>
Contractually required contribution	\$ -	\$ -	\$ -	\$ 99,968	\$ 193,326
Contributions in relation to the contractually required contribution	-	-	-	(99,968)	(193,326)
Contribution deficiency (excess)	<u>\$ -</u>	<u>\$ -</u>	<u>\$ -</u>	<u>\$ -</u>	<u>\$ -</u>
County covered-employee payroll	\$ 11,532,043	\$ 11,406,157	\$ 10,553,486	\$ 9,320,708	\$ 10,004,975
Contributions as a percentage of covered payroll	0.00%	0.00%	0.00%	1.00%	2.00%

(1) Information prior to 2016 is not available.
See accompanying notes to the required supplementary information.

Hocking County, Ohio
Notes to the Required Supplementary Information
For the Year Ended December 31, 2020

Changes in Assumptions – OPERS Pension– Traditional Plan

There were no changes in assumptions for 2020. Amounts reported beginning in 2019 incorporate changes in assumptions used by OPERS in calculating the total pension liability in the latest actuarial valuation. These assumptions compared with those used beginning in 2017 and in 2016 and prior are presented below:

	2019	2018 and 2017	2016 and prior
Wage Inflation	3.25 percent	3.25 percent	3.75 percent
Future Salary Increases, including inflation	3.25 to 10.75 percent including wage inflation	3.25 to 10.75 percent including wage inflation	4.25 to 10.05 percent including wage inflation
COLA or Ad Hoc COLA:			
Pre-January 7, 2013 Retirees	3 percent, simple	3 percent, simple	3 percent, simple
Post-January 7, 2013 Retirees	See below	See below	See below
Investment Rate of Return	7.2 percent	7.5 percent	8 percent
Actuarial Cost Method	Individual Entry Age	Individual Entry Age	Individual Entry Age

The assumptions related COLA or Ad Hoc COLA for Post-January 7, 2013 Retirees are as follows:

2020	1.4 percent, simple through 2020 then 2.15 percent, simple
2017 through 2019	3 percent, simple through 2018 then 2.15 percent, simple
2016 and prior	3 percent, simple through 2018 then 2.80 percent, simple

Amounts reported beginning in 2017 use mortality rates based on the RP-2014 Healthy Annuitant mortality table. For males, Healthy Annuitant Mortality tables were used, adjusted for mortality improvement back to the observation period base of 2006 and then established the base year as 2015. For females, Healthy Annuitant Mortality tables were used, adjusted for mortality improvements back to the observation period base year of 2006 and then established the base year as 2010. The mortality rates used in evaluating disability allowances were based on the RP-2014 Disabled mortality tables, adjusted for mortality improvement back to the observation base year of 2006 and then established the base year as 2015 for males and 2010 for females. Mortality rates for a particular calendar year for both healthy and disabled retiree mortality tables are determined by applying the MP-2015 mortality improvement scale to the above described tables.

Amounts reported for 2016 and prior use mortality rates based on the RP-2000 Mortality Table projected 20 years using Projection Scale AA. For males, 105 percent of the combined healthy male mortality rates were used. For females, 100 percent of the combined healthy female mortality rates were used. The mortality rates used in evaluating disability allowances were based on the RP-2000 mortality table with no projections. For males 120 percent of the disabled female mortality rates were used set forward two years. For females, 100 percent of the disabled female mortality rates were used.

Hocking County, Ohio
Notes to the Required Supplementary Information
For the Year Ended December 31, 2020

Changes in Assumptions – OPERS OPEB

<i>Investment Return Assumption:</i>	
Beginning in 2019	6 percent
2018	6.5 percent
<i>Municipal Bond Rate:</i>	
2020	2.75 percent
2019	3.71 percent
2018	3.31 percent
<i>Single Discount Rate:</i>	
2020	3.16 percent
2019	3.96 percent
2018	3.85 percent
<i>Health Care Cost Trend Rate:</i>	
2020	10 percent, initial 3.5 percent, ultimate in 2030
2019	10 percent, initial 3.25 percent, ultimate in 2029
2018	7.5 percent, initial 3.25 percent, ultimate in 2028

Hocking County, Ohio
Schedule of Federal Awards Expenditures
For the Year Ended December 31, 2020

Federal Grantor/ Pass Through Grantor/ Program/Cluster Title	Pass Through Entity Identifying Number	Federal CFDA Number	Passed Through to Subrecipients	Total Federal Expenditures
U.S. Department of Agriculture				
<i>Passed through the Ohio Department of Natural Resources:</i>				
National Forest Acquired Lands	FedFloodForest_20-2	15.438	\$0	\$38,224
Total U.S. Department of Agriculture			0	38,224
U.S. Department of Housing and Urban Development				
<i>Passed through the Ohio Development Services Agency, Office Of Community Development:</i>				
Community Development Block Grants/State's Program and Non-Entitlement Grants in Hawaii				
Formula Allocation Program	B-F-19-1BH-1	14.228	0	40,000
Formula Allocation Program	B-D-19-1BH-1	14.228	0	23,100
Formula Allocation Program	B-W-18-1BH-1	14.228	0	5,000
Formula Allocation Program	B-W-18-1BH-2	14.228	0	89,200
Formula Allocation Program	B-W-19-1BH-1	14.228	0	424,874
Formula Allocation Program	B-X-19-1BH-1	14.228	0	15,000
Total Formula Allocation Program			0	597,174
Total U.S. Department of Housing and Urban Development			0	597,174
U.S. Department of Treasury				
<i>Passed through the Ohio Office of Budget and Management</i>				
COVID-19 Coronavirus Relief Fund	N/A	21.019	0	1,736,081
Total Coronavirus Relief Fund			0	1,736,081
Total U.S. Department of Treasury			0	1,736,081
U.S. Department of Education				
<i>Passed through the Ohio Department of Developmental Disabilities:</i>				
Special Education - Grants for Infants and Families	N/A	84.181	0	26,397
Total U.S. Department of Education			0	26,397
Elections Assistance Commission				
<i>Passed through the Secretary of State:</i>				
COVID-19 2018 HAVA Election Security Grants	N/A	90.404	0	13,119
COVID-19 HAVA Election Security Grants	N/A	90.404	0	25,000
Total Help America Vote Act (HAVA)			0	38,119
Total Elections Assistance Commission			0	38,119
U.S. Department of Health and Human Services				
<i>Passed through the Ohio Department of Developmental Disabilities:</i>				
Social Services Block Grant	N/A	93.667	0	8,742
Total Social Services Block Grant			0	8,742
Medicaid Cluster:				
Medical Assistance Program	N/A	93.778	0	133,287
Total Medicaid Cluster			0	133,287
Total U.S. Department of Health and Human Services			0	142,029
U.S. Department of Justice				
<i>Passed through the Ohio Attorney General:</i>				
Crime Victim Assistance	2020-VOCA-132921293	16.575	0	96,718
Crime Victim Assistance	2021-VOCA-133914760	16.575	0	30,101
Smart Prosecution Initiative	2019-YX-BX-0013	16.825	0	163,343
Comprehensive Opioid, Stimulant, and Substance Abuse Program	2018-AR-BX-K057	16.838	0	90,409
Comprehensive Opioid, Stimulant, and Substance Abuse Program	2018-MU-MU-K069	16.838	0	253,666
Comprehensive Opioid, Stimulant, and Substance Abuse Program	2019-AR-BX-K008	16.838	0	219,725
Total Comprehensive Opioid, Stimulant, and Substance Abuse Program			0	563,800
Crime Victim Assistance/Discretionary Grants	2019-V3-GX-0075	16.582	0	73,419
<i>Passed through the Ohio Department of Public Safety:</i>				
Violence Against Women Formula Grants	2018-WF-VA2-8923	16.588	0	10,779
Violence Against Women Formula Grants	2018-WF-VA2-8923-A	16.588	0	20,000
Violence Against Women Formula Grants	2019-WF-VA2-8923	16.588	0	22,174
Total Violence Against Women Formula Grants			0	52,953
Edward Byrne Memorial Justice Assistance Grant	2017-JG-LLE-5868F	16.738	0	7,695
Edward Byrne Memorial Justice Assistance Grant	2019-JG-A02-6047	16.738	0	39,777
Total Edward Byrne Memorial Justice Assistance Grant			0	47,472
Public Safety Partnership and Community Policing Grants	2018SVWX0075	16.710	0	124,284
Total U.S. Department of Justice			0	1,152,090

(continued)

Hocking County, Ohio
Schedule of Federal Awards Expenditures (continued)
For the Year Ended December 31, 2020

Federal Grantor/ Pass Through Grantor/ Program/Cluster Title	Pass Through Entity Identifying Number	Federal CFDA Number	Passed Through to Subrecipients	Total Federal Expenditures
U.S. Department of Homeland Security				
<i>Passed through the Ohio Department of Public Safety:</i>				
Disaster Grants - Public Assistance (Presidentially Declared Disasters)	FEMA-4424-DR-073-0C4A2-00	97.036	\$ -	\$ 54,517
Emergency Management Performance Grants:				
Emergency Management Performance Grants	EMC-2019-EP-00005	97.042	0	43,246
Total Emergency Management Performance Grants			0	43,246
Total U.S. Department of Homeland Security			0	97,763
Total Federal Expenditures			\$0	\$3,827,877

N/A - pass through entity number not available

See accompanying notes to the schedule of federal awards expenditures.

HOCKING COUNTY, OHIO
NOTES TO THE SCHEDULE OF EXPENDITURES OF FEDERAL AWARDS
2 CFR 200.510(b)(6)
FOR THE YEAR ENDED DECEMBER 31, 2020

NOTE 1 – BASIS OF PRESENTATION

The accompanying Schedule of Expenditures of Federal Awards (the Schedule) includes the federal award activity of Hocking County (the County) under programs of the federal government for the year ended December 31, 2020. The information on this Schedule is prepared in accordance with the requirements of Title 2 U.S. Code of Federal Regulations Part 200, Uniform Administrative Requirements, Cost Principles, and Audit Requirements for Federal Awards (Uniform Guidance). Because the Schedule presents only a selected portion of the operations of the County, it is not intended to and does not present the financial position, changes in net position, or cash flows of the County.

NOTE 2 – SUMMARY OF SIGNIFICANT ACCOUNTING POLICIES

Expenditures reported on the Schedule are reported on the cash basis of accounting. Such expenditures are recognized following the cost principles contained in Title 2 U.S. Code of Federal Regulations Part 200, Uniform Administrative Requirements, Cost Principles, and Audit Requirements for Federal Awards, wherein certain types of expenditures may or may not be allowable or may be limited as to reimbursement. The County has elected not to use the 10-percent de minimis indirect cost rate as allowed under the Uniform Guidance.

NOTE 3 – MATCHING REQUIREMENTS

Certain Federal programs require the County to contribute non-Federal funds (matching funds) to support the Federally-funded programs. The County has met its matching requirements. The Schedule does not include the expenditure of non-Federal matching funds.



Report on Internal Control Over Financial Reporting and on Compliance and Other Matters Based on an Audit of Financial Statements Performed in Accordance With *Government Auditing Standards*

Independent Auditor's Report

Board of Commissioners
Hocking County
1 East Main Street
Logan, Ohio 43138

We have audited, in accordance with the auditing standards generally accepted in the United States of America and the standards applicable to financial audits contained in *Government Auditing Standards* issued by the Comptroller General of the United States, the financial statements of the governmental activities, the business-type activities, the discretely presented component unit, each major fund and the aggregate remaining fund information of Hocking County, Ohio (the County) as of and for the year ended December 31, 2020, and the related notes to the financial statements, which collectively comprise the County's basic financial statements, and have issued our report thereon dated January 11, 2022, wherein we noted the financial impact of COVID-19 and the continuing emergency measures will impact subsequent periods of the County. We also noted the County adopted new accounting guidance in Governmental Accounting Standards Board Statement No. 84, Fiduciary Activities, and restated beginning net position and fund balances as a result of this implementation. Our report includes a reference to another auditor who audited the financial statements of Hocking Valley Community Hospital, as described in our report on the County's financial statements. This report does not include the results of the other auditor's testing of internal control over financial reporting or compliance and other matters that are reported on separately by that auditor.

Internal Control Over Financial Reporting

In planning and performing our audit of the financial statements, we considered the County's internal control over financial reporting (internal control) as a basis for designing audit procedures that are appropriate in the circumstances for the purpose of expressing our opinions on the financial statements, but not for the purpose of expressing an opinion on the effectiveness of the County's internal control. Accordingly, we do not express an opinion on the effectiveness of the County's internal control.

A deficiency in internal control exists when the design or operation of a control does not allow management or employees, in the normal course of performing their assigned functions, to prevent, or detect and correct, misstatements on a timely basis. A material weakness is a deficiency, or a combination of deficiencies, in internal control, such that there is a reasonable possibility that a material misstatement of the entity's financial statements will not be prevented, or detected and corrected on a timely basis. A significant deficiency is a deficiency, or a combination of deficiencies, in internal control that is less severe than a material weakness yet important enough to merit attention by those charged with governance.

Our consideration of internal control was for the limited purpose described in the first paragraph of this section and was not designed to identify all deficiencies in internal control that might be material weaknesses or significant deficiencies and therefore, material weaknesses or significant deficiencies may exist that have not been identified. We did identify a certain deficiency in internal control, described in the accompanying schedule of findings and questioned costs as item 2020-001, that we consider to be a material weakness.

Compliance and Other Matters

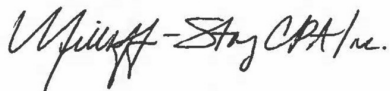
As part of obtaining reasonable assurance about whether the County's financial statements are free from material misstatement, we performed tests of its compliance with certain provisions of laws, regulations, contracts, and grant agreements, noncompliance with which could have a direct and material effect on the financial statements. However, providing an opinion on compliance with those provisions was not an objective of our audit, and accordingly, we do not express such an opinion. The results of our tests disclosed no instances of noncompliance or other matters that are required to be reported under *Government Auditing Standards*.

County's Responses to Findings

The County's response to the finding identified in our audit is described in the accompanying schedule of findings and question costs. The County's response was not subjected to the auditing procedures applied in the audit of the financial statements and, accordingly, we express no opinion on it.

Purpose of this Report

The purpose of this report is solely to describe the scope of our testing of internal control and compliance and the results of that testing, and not to provide an opinion on the effectiveness of the County's internal control or on compliance. This report is an integral part of an audit performed in accordance with *Government Auditing Standards* in considering the County's internal control and compliance. Accordingly, this communication is not suitable for any other purpose.



Millhuff-Stang, CPA, Inc.
Wheelersburg, Ohio

January 11, 2022

**Report on Compliance For Each Major Federal Program and on Internal Control Over Compliance
Required by the Uniform Guidance**

Independent Auditor's Report

Board of Commissioners
Hocking County
1 East Main Street
Logan, Ohio 43138

Report on Compliance for Each Major Federal Program

We have audited Hocking County's, Ohio (the County) compliance with the types of compliance requirements described in the *OMB Compliance Supplement* that could have a direct and material effect on the County's major federal program for the year ended December 31, 2020. The County's major federal program is identified in the summary of auditor's results section of the accompanying schedule of findings and questioned costs.

Management's Responsibility

Management is responsible for compliance with federal statutes, regulations, and the terms and conditions of its federal awards applicable to its federal programs.

Auditor's Responsibility

Our responsibility is to express an opinion on compliance for the County's major federal program based on our audit of the types of compliance requirements referred to above. We conducted our audit of compliance in accordance with auditing standards generally accepted in the United States of America; the standards applicable to financial audits contained in *Government Auditing Standards*, issued by the Comptroller General of the United States; and the audit requirements of Title 2 U.S. *Code of Federal Regulations* Part 200, *Uniform Administrative Requirements, Cost Principles, and Audit Requirements for Federal Awards* (Uniform Guidance). Those standards and the Uniform Guidance require that we plan and perform the audit to obtain reasonable assurance about whether noncompliance with the types of compliance requirements referred to above that could have a direct and material effect on the major federal program occurred. An audit includes examining, on a test basis, evidence about the County's compliance with those requirements and performing such other procedures as we considered necessary in the circumstances.

We believe that our audit provides a reasonable basis for our opinion on compliance for the major federal program. However, our audit does not provide a legal determination of the County's compliance.

Opinion on the Major Federal Program

In our opinion, the County complied, in all material respects, with the types of compliance requirements referred to above that could have a direct and material effect on the County's major federal program for the year ended December 31, 2020.

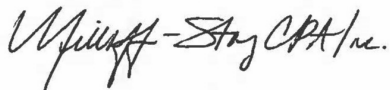
Report on Internal Control Over Compliance

Management of the County is responsible for establishing and maintaining effective internal control over compliance with the types of compliance requirements referred to above. In planning and performing our audit of compliance, we considered the County's internal control over compliance with the types of requirements that could have a direct and material effect on the major federal program to determine the auditing procedures that are appropriate in the circumstances for the purpose of expressing an opinion on compliance for the major federal program and to test and report on internal control over compliance in accordance with the Uniform Guidance, but not for the purpose of expressing an opinion on the effectiveness of internal control over compliance. Accordingly, we do not express an opinion on the effectiveness of the County's internal control over compliance.

A deficiency in internal control over compliance exists when the design or operation of a control over compliance does not allow management or employees, in the normal course of performing their assigned functions, to prevent, or detect and correct, noncompliance with a type of compliance requirement of a federal program on a timely basis. A material weakness in internal control over compliance is a deficiency, or combination of deficiencies, in internal control over compliance, such that there is a reasonable possibility that material noncompliance with a type of compliance requirement of a federal program will not be prevented, or detected and corrected, on a timely basis. A significant deficiency in internal control over compliance is a deficiency, or a combination of deficiencies, in internal control over compliance with a type of compliance requirement of a federal program that is less severe than a material weakness in internal control over compliance, yet important enough to merit attention by those charged with governance.

Our consideration of internal control over compliance was for the limited purpose described in the first paragraph of this section and was not designed to identify all deficiencies in internal control over compliance that might be material weaknesses or significant deficiencies. We did not identify any deficiencies in internal control over compliance that we consider to be material weaknesses. However, material weaknesses may exist that have not been identified.

The purpose of this report on internal control over compliance is solely to describe the scope of our testing of internal control over compliance and the results of that testing based on the requirements of the Uniform Guidance. Accordingly, this report is not suitable for any other purpose.



Millhuff-Stang, CPA, Inc.
Wheelersburg, Ohio

January 11, 2022

Hocking County Financial Condition
Schedule of Findings and Questioned Costs
For the Year Ended December 31, 2020

Section I – Summary of Auditor’s Results

<i>Financial Statements</i>		
Type of report the auditor issued on whether the financial statements audited were prepared in accordance with GAAP:		Unmodified
Internal control over financial reporting:		
	Material weakness(es) identified?	Yes
	Significant deficiency(ies) identified?	No
Noncompliance material to financial statements noted?		No
<i>Federal Awards</i>		
Internal control over major federal program(s):		
	Material weakness(es) identified?	No
	Significant deficiency(ies) identified?	None reported
Type of auditor’s report issued on compliance for major federal programs:		Unmodified
Any auditing findings disclosed that are required to be reported in accordance with 2 CFR 200.516(a)?		No
Identification of major federal program(s):		Coronavirus Relief Fund (CFDA #21.019)
Dollar threshold used to distinguish between type A and type B programs:		Type A: >\$750,000 Type B: all others
Auditee qualified as low-risk auditee?		Yes

Section II – Financial Statement Findings

Finding 2020-001

Material Weakness – Financial Reporting

A monitoring system by the County should be in place to prevent or detect misstatements for the fair presentation of the County’s financial statements, and which would also include assurance that changes in accounting pronouncements are properly implemented, as applicable.

Various errors and misclassifications were identified in the financial statements. Such errors deemed immaterial to adjust on the financial statements included misclassified charges for services fund balances; understated capital asset additions and related payables; overstated grant revenue related to refunds of unspent grants, and deferred inflows related to net pension liabilities; errors in intergovernmental receivables and related capital contributions for a sewer project; overstated fines and forfeitures and understated intergovernmental payables related to the implementation of GASB Statement No. 84; understated cash in segregated accounts related to courts; errors in allocations of cash in segregated accounts among governmental funds as related to the implementation of GASB Statement No. 84; and errors in collections and distributions of custodial taxes and fines and forfeitures activity and erroneous inclusion of custodial activity within governmental funds. Additionally, custodial funds were also identified that should have been reported as governmental funds, however the balances were trivial to adjust. Material adjustments were required to eliminate the County’s portion of COVID-related funding reported as intergovernmental receipts in custodial funds; to correct receivables due to the recognition of the County’s portion of local government revenue as custodial; to correctly classify funds improperly classified per GASB Statement No. 84; and to properly classify fund balances related to the long term portion of manuscript debt. We also noted Web GAAP was not properly utilized for all accounts of the County.

Hocking County Financial Condition
Schedule of Findings and Questioned Costs
For the Year Ended December 31, 2020

Finding 2020-001 (Continued)

Material Weakness – Financial Reporting (Continued)

The County should implement additional monitoring procedures to ensure that financial transactions are properly classified and in accordance with GAAP.

Client Response:

See corrective action plan

Section III – Federal Award Findings and Questioned Costs
--

None



KENNETH R. WILSON
AUDITOR OF HOCKING COUNTY
1 EAST MAIN STREET, COURTHOUSE
LOGAN, OHIO 43138

PHONE (740) 385-2127 FAX (740) 385-9888
Email: kwilson@hocking.oh.gov



KENNETH R. WILSON
HOCKING COUNTY AUDITOR

Corrective Action Plan
For the Year Ended December 31, 2020

Finding Number	Planned Corrective Action	Anticipated Completion Date	Responsible Contact Person
2020-001	<p>We recognize the importance of proper financial reporting and understand the issues identified in this finding. We implemented GASB 84 this year which was extremely complex and cumbersome and the majority of the issues identified in this finding related to the implementation of GASB 84 and the receipt of COVID-related funding and elimination of duplicate reporting in the custodial funds. We met with our consultant at length and have put plans into place to address the weaknesses noted. We have requested the departments with outside bank accounts to provide additional information and documentation so that their activity is properly reported in our financial statements. We have already reclassified the funds that were denoted as improperly classified so this will not be an issue in the future. There was an error in posting an adjusting entry by the consultant related to the elimination of duplicate custodial fund transactions. This resulted in one of the errors and our consultant will work with us to ensure that all adjusting entries are properly reviewed prior to posting to ensure this type of error doesn't occur in the future.</p> <p>We also are starting the financial reporting process earlier for fiscal year 2021 so that there is sufficient time to review adjusting entries and the financial statements prior to filing in the Hinkle financial reporting system.</p>	N/A	Kenneth Wilson, County Auditor

OHIO AUDITOR OF STATE KEITH FABER



HOCKING COUNTY

AUDITOR OF STATE OF OHIO CERTIFICATION

This is a true and correct copy of the report, which is required to be filed pursuant to Section 117.26, Revised Code, and which is filed in the Office of the Ohio Auditor of State in Columbus, Ohio.



Certified for Release 2/22/2022

88 East Broad Street, Columbus, Ohio 43215
Phone: 614-466-4514 or 800-282-0370

This report is a matter of public record and is available online at
www.ohioauditor.gov