

COSHOCTON CITY SCHOOL DISTRICT

COSHOCTON COUNTY

SINGLE AUDIT

JULY 1, 2020 – JUNE 30, 2021



WILSON, SHANNON & SNOW
INC.
CPAs & ADVISORS

OHIO AUDITOR OF STATE
KEITH FABER



88 East Broad Street
Columbus, Ohio 43215
IPARepor@ohioauditor.gov
(800) 282-0370

Board of Education
Coshocton City School District
1207 Cambridge Road
Coshocton, Ohio 43812

We have reviewed the *Independent Auditor's Report* of the Coshocton City School District, Coshocton County, prepared by Wilson, Shannon & Snow, Inc., for the audit period July 1, 2020 through June 30, 2021. Based upon this review, we have accepted these reports in lieu of the audit required by Section 117.11, Revised Code. The Auditor of State did not audit the accompanying financial statements and, accordingly, we are unable to express, and do not express an opinion on them.

Our review was made in reference to the applicable sections of legislative criteria, as reflected by the Ohio Constitution, and the Revised Code, policies, procedures and guidelines of the Auditor of State, regulations and grant requirements. The Coshocton City School District is responsible for compliance with these laws and regulations.

A handwritten signature in cursive script that reads 'Keith Faber'.

Keith Faber
Auditor of State
Columbus, Ohio

January 26, 2022

This page intentionally left blank.

**COSHOCTON CITY SCHOOL DISTRICT
COSHOCTON COUNTY, OHIO**

TABLE OF CONTENTS

<u>TITLE</u>	<u>PAGE</u>
INDEPENDENT AUDITOR’S REPORT	1
MANAGEMENT’S DISCUSSION AND ANALYSIS	5
BASIC FINANCIAL STATEMENTS:	
GOVERNMENT-WIDE FINANCIAL STATEMENTS:	
STATEMENT OF NET POSITION	16
STATEMENT OF ACTIVITIES	18
FUND FINANCIAL STATEMENTS:	
<i>GOVERNMENTAL FUNDS</i>	
BALANCE SHEET	20
RECONCILIATION OF TOTAL GOVERNMENTAL FUND BALANCES TO NET POSITION OF GOVERNMENTAL ACTIVITIES	21
STATEMENT OF REVENES, EXPENDITURES AND CHANGES IN FUND BALANCES	22
RECONCILIATION OF THE STATEMENT OF REVENUES, EXPENDITURES AND CHANGES IN FUND BALANCES OF GOVERNMENTAL FUNDS TO THE STATEMENT OF ACTIVITIES	24
STATEMENT OF REVENUES, EXPENDITURES AND CHANGES IN FUND BALANCE – BUDGET AND ACTUAL (NON-GAAP BUDGETARY BASIS):	
GENERAL FUND	26
<i>PROPRIETARY FUNDS:</i>	
STATEMENT OF NET POSITION	28
STATEMENT OF REVENUES, EXPENSES AND CHANGES IN NET POSITION	29
STATEMENT OF CASH FLOWS	30
<i>FIDUCIARY FUNDS:</i>	
STATEMENT OF NET POSITION	31
STATEMENT OF CHANGES IN NET POSITION	32
NOTES TO THE BASIC FINANCIAL STATEMENTS	33
REQUIRED SUPPLEMENTARY INFORMATION:	
SCHEDULE OF THE DISTRICT’S PROPORTIONATE SHARE OF THE NET PENSION LIABILITY	82
SCHEDULE OF DISTRICT PENSION CONTRIBUTIONS	84
SCHEDULE OF THE DISTRICT’S PROPORTIONATE SHARE OF THE NET OTHER POSTEMPLOYMENT BENEFITS (OPEB) LIABILITY (ASSET)	86
SCHEDULE OF DISTRICT OTHER POSTEMPLOYMENT BENEFIT (OPEB) CONTRIBUTIONS	88
NOTES TO THE REQUIRED SUPPLEMENTARY INFORMATION	90
SUPPLEMENTARY INFORMATION:	
SCHEDULE OF EXPENDITURES OF FEDERAL AWARDS	95
NOTES TO THE SCHEDULE OF EXPENDITURES OF FEDERAL AWARDS – 2 CFR 200.510(b)(6)	96

**COSHOCTON CITY SCHOOL DISTRICT
COSHOCTON COUNTY, OHIO**

TABLE OF CONTENTS

<u>TITLE</u>	<u>PAGE</u>
INDEPENDENT AUDITOR’S REPORT ON INTERNAL CONTROL OVER FINANCIAL REPORTING AND ON COMPLIANCE AND OTHER MATTERS REQUIRED BY <i>GOVERNMENT AUDITING STANDARDS</i>	97
INDEPENDENT AUDITOR’S REPORT ON COMPLIANCE WITH REQUIREMENTS APPLICABLE TO THE MAJOR FEDERAL PROGRAM AND ON INTERNAL CONTROL OVER COMPLIANCE REQUIRED BY THE UNIFORM GUIDANCE	99
SCHEDULE OF FINDINGS– 2 CFR § 200.515	101

Coshocton City School District
Coshocton County
1207 Cambridge Road
Coshocton, Ohio 43812

INDEPENDENT AUDITOR'S REPORT

To the Board of Education:

Report on the Financial Statements

We have audited the accompanying financial statements of the governmental activities, each major fund, and the aggregate remaining fund information of the Coshocton City School District, Coshocton County, Ohio (the District), as of and for the fiscal year ended June 30, 2021, and the related notes to the financial statements, which collectively comprise the District's basic financial statements as listed in the table of contents.

Management's Responsibility for the Financial Statements

Management is responsible for preparing and fairly presenting these financial statements in accordance with accounting principles generally accepted in the United States of America; this includes designing, implementing, and maintaining internal control relevant to preparing and fairly presenting financial statements that are free from material misstatement, whether due to fraud or error.

Auditor's Responsibility

Our responsibility is to opine on these financial statements based on our audit. We audited in accordance with auditing standards generally accepted in the United States of America and the financial audit standards in the Comptroller General of the United States' *Government Auditing Standards*. Those standards require us to plan and perform the audit to reasonably assure the financial statements are free from material misstatement.

An audit requires obtaining evidence about financial statement amounts and disclosures. The procedures selected depend on our judgment, including assessing the risks of material financial statement misstatement, whether due to fraud or error. In assessing those risks, we consider internal control relevant to the District's preparation and fair presentation of the financial statements in order to design audit procedures that are appropriate in the circumstances, but not to the extent needed to opine on the effectiveness of the District's internal control. Accordingly, we express no opinion. An audit also includes evaluating the appropriateness of management's accounting policies and the reasonableness of their significant accounting estimates, as well as our evaluation of the overall financial statement presentation.

We believe the audit evidence we obtained is sufficient and appropriate to support our audit opinions.

Coshocton City School District
Coshocton County
Independent Auditor's Report

Opinions

In our opinion, the financial statements referred to above present fairly, in all material respects, the respective financial position of the governmental activities, each major fund, and the aggregate remaining fund information of the Coshocton City School District, Coshocton County, Ohio, as of June 30, 2021, and the respective changes in financial position and, where applicable, cash flows thereof and the respective budgetary comparison for the General thereof for the fiscal year then ended in accordance with the accounting principles generally accepted in the United States of America.

Emphasis of Matter

As discussed in Note 3 to the financial statements, during fiscal year 2021, the District adopted new accounting guidance in Governmental Accounting Standards Board (GASB) Statement No. 84 "*Fiduciary Activities*." As discussed in Note 21 to the financial statements, during fiscal year 2021, the financial impact of COVID-19 and the ensuing emergency measures will impact subsequent periods of the District. We did not modify our opinion regarding these matters.

Other Matters

Required Supplementary Information

Accounting principles generally accepted in the United States of America require this presentation to include *Management's discussion and analysis* and schedules of net pension and other post-employment benefit liabilities/assets and pension and other post-employment benefit contributions listed in the table of contents, to supplement the basic financial statements. Although this information is not part of the basic financial statements, the Governmental Accounting Standards Board considers it essential for placing the basic financial statements in an appropriate operational, economic, or historical context. We applied certain limited procedures to the required supplementary information in accordance with auditing standards generally accepted in the United States of America, consisting of inquiries of management about the methods of preparing the information and comparing the information for consistency with management's responses to our inquiries, to the basic financial statements, and other knowledge we obtained during our audit of the basic financial statements. We do not opine or provide any assurance on the information because the limited procedures do not provide us with sufficient evidence to opine or provide any other assurance.

Supplementary Information

Our audit was conducted to opine on the District's basic financial statements taken as a whole.


The Schedule of Expenditures of Federal Awards presents additional analysis as required by Title 2 U.S. Code of Federal Regulations (CFR) Part 200, Uniform Administrative Requirements, Cost Principles, and Audit Requirements for Federal Awards and is not a required part of the financial statements.

The schedule is management's responsibility, and derive from and relate directly to the underlying accounting and other records used to prepare the basic financial statements. We subjected this information to the auditing procedures we applied to the basic financial statements. We also applied certain additional procedures, including comparing and reconciling this information directly to the underlying accounting and other records used to prepare the basic financial statements or to the basic financial statements themselves in accordance with auditing standards generally accepted in the United States of America. In our opinion, this information is fairly stated in all material respects in relation to the basic financial statements taken as a whole.

Coshocton City School District
Coshocton County
Independent Auditor's Report

Other Reporting Required by Government Auditing Standards

In accordance with *Government Auditing Standards*, we have also issued our report dated December 27, 2021 on our consideration of the District's internal control over financial reporting and our tests of its compliance with certain provisions of laws, regulations, contracts and grant agreements and other matters. That report describes the scope of our internal control testing over financial reporting and compliance, and the results of that testing, and does not opine on internal control over financial reporting or on compliance. That report is an integral part of an audit performed in accordance with *Government Auditing Standards* in considering the District's internal control over financial reporting and compliance.



Newark, Ohio
December 27, 2021

This Page Intentionally Left Blank

COSHOCTON CITY SCHOOL DISTRICT, OHIO

Management's Discussion and Analysis For the Fiscal Year Ended June 30, 2021

Unaudited

This discussion and analysis of Coshocton City School District's (the District) financial performance provides an overall review of the District's financial activities for the fiscal year ended June 30, 2021. The intent of this discussion and analysis is to look at the District's financial performance as a whole; readers should also review the financial statements and notes to the basic financial statements to enhance their understanding of the District's financial performance.

FINANCIAL HIGHLIGHTS

Key financial highlights for fiscal year 2021 are as follows:

- ❑ Net position decreased \$492,913 during fiscal year 2021.
- ❑ General revenues accounted for \$16,608,412 of revenue or 68% of all revenues. Program specific revenues in the form of charges for services and grants and contributions accounted for \$7,762,231 or 32% of total revenues of \$24,370,643.
- ❑ The District had \$24,863,556 in expenses related to governmental activities; only \$7,762,231 of these expenses were offset by program specific charges for services, grants or contributions. General revenues of \$16,608,412 also provided for these programs.
- ❑ The general fund had \$19,518,650 in revenues and \$19,722,936 in expenditures. The general fund's fund balance decreased \$239,866 to an ending balance of \$2,093,345.

OVERVIEW OF THE FINANCIAL STATEMENTS

This annual report consists of two parts – *management's discussion and analysis* and the *basic financial statements*. The basic financial statements include two kinds of statements that present different views of the District:

These statements are as follows:

1. *The Government-Wide Financial Statements* – These statements provide both long-term and short-term information about the District's overall financial status.
2. *The Fund Financial Statements* – These statements focus on individual parts of the District, reporting the District's operations in more detail than the government-wide statements.

The financial statements also include notes that explain some of the information in the financial statements and provide more detailed data.

COSHOCTON CITY SCHOOL DISTRICT, OHIO

***Management's Discussion and Analysis
For the Fiscal Year Ended June 30, 2021***

Unaudited

Government-wide Statements

The government-wide statements report information about the District as a whole using accounting methods similar to those used by private-sector companies. The statement of net position includes all of the District's assets, liabilities, and deferred outflows/inflows of resources. All of the current year's revenues and expenses are accounted for in the statement of activities regardless of when cash is received or paid.

The two government-wide statements report the District's net position and how it has changed. Net position is one way to measure the District's financial health.

- Over time, increases or decreases in the District's net position is an indicator of whether its financial health is improving or deteriorating, respectively.
- To assess the overall health of the District you need to consider additional nonfinancial factors such as the property tax base, current property tax laws, student enrollment growth, and facility conditions.

The government-wide financial statements of the District reflect the following category for its activities:

- ***Governmental Activities*** – Most of the District's programs and services are reported here including instruction, support services, operation and maintenance of plant, pupil transportation, extracurricular activities, and food service operations.

Fund Financial Statements

The fund financial statements provide more detailed information about the District's most significant funds, not the District as a whole. Funds are accounting devices that the District uses to keep track of specific sources of funding and spending for particular purposes.

Governmental Funds – Most of the District's activities are reported in governmental funds, which focus on how money flows into and out of those funds and the balances left at year-end available for spending in future periods. These funds are reported using an accounting method called modified accrual accounting, which measures cash and all other financial assets that can readily be converted to cash. The governmental fund statements provide a detailed short-term view of the District's general government operations and the basic services it provides. Governmental fund information helps you determine whether there are more or fewer financial resources that can be spent in the near future to finance educational programs. The relationship (or differences) between governmental activities (reported in the Statement of Net Position and the Statement of Activities) and governmental funds is reconciled in the financial statements.

Proprietary Funds – The District uses internal service funds to report activities that provide services for the District's other programs and activities. The District's medical, dental, and prescription drug self-insurance program is reported in an internal service fund. Proprietary funds are reported in the same manner that all activities are reported in the Statement of Net Position and the Statement of Activities.

COSHOCTON CITY SCHOOL DISTRICT, OHIO

***Management's Discussion and Analysis
For the Fiscal Year Ended June 30, 2021***

Unaudited

Fiduciary Funds – The District is the trustee, or fiduciary, for various scholarship programs and other items listed as custodial. It is also responsible for other assets that, due to a trust arrangement can only be used for the trust beneficiaries. All of the District's fiduciary activities are reported in separate Statements of Fiduciary Net Position and Changes in Fiduciary Net Position. We exclude these activities from the District's other financial statements because the assets cannot be utilized by the District to finance its operations.

FINANCIAL ANALYSIS OF THE SCHOOL DISTRICT AS A WHOLE

The following table provides a summary of the District's net position for fiscal year 2021 compared to fiscal year 2020.

	Governmental Activities	
	2021	Restated 2020
	<u>2021</u>	<u>2020</u>
Current and Other Assets	\$16,382,978	\$16,459,461
Net OPEB Asset	1,280,579	1,215,839
Capital Assets, Net	20,967,624	21,360,034
Total Assets	<u>38,631,181</u>	<u>39,035,334</u>
Deferred Outflows of Resources	<u>4,553,066</u>	<u>4,808,246</u>
Net Pension Liability	22,067,027	20,489,839
Net OPEB Liability	1,490,876	1,836,983
Other Long-term Liabilities	11,977,425	12,168,613
Other Liabilities	<u>3,018,230</u>	<u>3,069,929</u>
Total Liabilities	<u>38,553,558</u>	<u>37,565,364</u>
Deferred Inflows of Resources	<u>8,150,454</u>	<u>9,305,068</u>
Net Position		
Net Investment in Capital Assets	11,631,705	11,976,225
Restricted	4,013,376	3,915,707
Unrestricted	<u>(19,164,846)</u>	<u>(18,918,784)</u>
Total Net Position	<u><u>(\$3,519,765)</u></u>	<u><u>(\$3,026,852)</u></u>

COSHOCTON CITY SCHOOL DISTRICT, OHIO

***Management's Discussion and Analysis
For the Fiscal Year Ended June 30, 2021***

Unaudited

The net pension liability is reported by the District pursuant to GASB Statement 68, "Accounting and Financial Reporting for Pensions—an Amendment of GASB Statement 27." The net OPEB liability/asset is reported by the District pursuant to GASB Statement 75, "Accounting and Financial Reporting for Postemployment Benefits Other Than Pensions." For reasons discussed below, many end users of this financial statement will gain a clearer understanding of the District's actual financial condition by adding deferred inflows related to pension and OPEB, the net pension liability and the net OPEB liability to the reported net position and subtracting deferred outflows related to pension and OPEB and the net OPEB asset.

Governmental Accounting Standards Board standards are national and apply to all government financial reports prepared in accordance with generally accepted accounting principles. Prior accounting for pensions (GASB 27) and postemployment benefits (GASB 45) focused on a funding approach. This approach limited pension and OPEB costs to contributions annually required by law, which may or may not be sufficient to fully fund each plan's *net pension liability* or *net OPEB liability*. GASB 68 and GASB 75 take an earnings approach to pension and OPEB accounting; however, the nature of Ohio's statewide pension/OPEB plans and state law governing those systems requires additional explanation in order to properly understand the information presented in these statements.

GASB 68 and GASB 75 require the net pension liability and the net OPEB liability/asset to equal the District's proportionate share of each plan's collective:

1. Present value of estimated future pension/OPEB benefits attributable to active and inactive employees' past service
2. Minus plan assets available to pay these benefits

GASB notes that pension and OPEB obligations, whether funded or unfunded, are part of the "employment exchange" – that is, the employee is trading his or her labor in exchange for wages, benefits, and the promise of a future pension and other postemployment benefits. GASB noted that the unfunded portion of this promise is a present obligation of the government, part of a bargained-for benefit to the employee, and should accordingly be reported by the government as a liability since they received the benefit of the exchange. However, the District is not responsible for certain key factors affecting the balance of these liabilities. In Ohio, the employee shares the obligation of funding pension benefits with the employer. Both employer and employee contribution rates are capped by State statute. A change in these caps requires action of both Houses of the General Assembly and approval of the Governor. Benefit provisions are also determined by State statute. The Ohio revised Code permits, but does not require the retirement systems to provide healthcare to eligible benefit recipients. The retirement systems may allocate a portion of the employer contributions to provide for these OPEB benefits.

The employee enters the employment exchange with the knowledge that the employer's promise is limited not by contract but by law. The employer enters the exchange also knowing that there is a specific, legal limit to its contribution to the retirement system. In Ohio, there is no legal means to enforce the unfunded liability of the pension/OPEB plan *as against the public employer*. State law operates to mitigate/lessen the moral obligation of the public employer to the employee, because all parties enter the employment exchange with notice as to the law. The retirement system is responsible for the administration of the pension and OPEB plans.

COSHOCTON CITY SCHOOL DISTRICT, OHIO

***Management's Discussion and Analysis
For the Fiscal Year Ended June 30, 2021***

Unaudited

Most long-term liabilities have set repayment schedules or, in the case of compensated absences (i.e. sick and vacation leave), are satisfied through paid time-off or termination payments. There is no repayment schedule for the net pension liability or the net OPEB liability. As explained above, changes in benefits, contribution rates, and return on investments affect the balance of these liabilities, but are outside the control of the local government. In the event that contributions, investment returns, and other changes are insufficient to keep up with required payments, State statute does not assign/identify the responsible party for the unfunded portion. Due to the unique nature of how the net pension liability and the net OPEB liability are satisfied, these liabilities are separately identified within the long-term liability section of the statement of net position.

In accordance with GASB 68 and GASB 75, the District's statements prepared on an accrual basis of accounting include an annual pension expense and an annual OPEB expense for their proportionate share of each plan's *change* in net pension liability and net OPEB liability/asset, respectively, not accounted for as deferred inflows/outflows.

This space intentionally left blank.

COSHOCTON CITY SCHOOL DISTRICT, OHIO

***Management's Discussion and Analysis
For the Fiscal Year Ended June 30, 2021***

Unaudited

Changes in Net Position – The following table shows the changes in net position for fiscal year 2021 compared to fiscal year 2020:

	Governmental Activities		Increase (Decrease)
	2021	2020	
Revenues			
Program Revenues:			
Charges for Services and Sales	\$1,055,454	\$1,073,378	(\$17,924)
Operating Grants and Contributions	6,701,777	5,803,748	898,029
Capital Grants and Contributions	5,000	106,075	(101,075)
Total Program Revenues	<u>7,762,231</u>	<u>6,983,201</u>	<u>779,030</u>
General Revenues:			
Property Taxes	6,051,474	5,700,337	351,137
Intergovernmental, Unrestricted	10,446,115	10,547,406	(101,291)
Other	110,823	180,297	(69,474)
Total General Revenues	<u>16,608,412</u>	<u>16,428,040</u>	<u>180,372</u>
Total Revenues	<u>24,370,643</u>	<u>23,411,241</u>	<u>959,402</u>
Program Expenses			
Instruction	16,492,092	16,342,653	149,439
Support Services:			
Pupils	1,266,191	1,308,669	(42,478)
Instructional Staff	732,848	684,209	48,639
Board of Education	44,132	51,797	(7,665)
Administration	1,279,611	1,362,842	(83,231)
Fiscal Services	604,745	832,598	(227,853)
Business	26,044	29,466	(3,422)
Operation and Maintenance of Plant	1,854,890	1,763,952	90,938
Pupil Transportation	464,096	506,069	(41,973)
Central	217,003	225,358	(8,355)
Operation of Non-Instructional:			
Food Service Operations	814,661	934,142	(119,481)
Community Services	134,328	70,153	64,175
Extracurricular Activities	514,426	523,048	(8,622)
Interest and Fiscal Charges	418,489	418,904	(415)
Total Expenses	<u>24,863,556</u>	<u>25,053,860</u>	<u>(190,304)</u>
Change in Net Position	(492,913)	(1,642,619)	1,149,706
Beginning Net Position - Restated	<u>(3,026,852)</u>	<u>(1,384,233)</u>	<u>(1,642,619)</u>
Ending Net Position	<u>(\$3,519,765)</u>	<u>(\$3,026,852)</u>	<u>(\$492,913)</u>

Governmental Activities

Net position of the District's governmental activities decreased \$492,913. An increase in operating grants and contributions can be attributed to Elementary and Secondary School Emergency Relief funding, Coronavirus Relief funds, and Title I grants.

Expenses were consistent with the prior fiscal year.

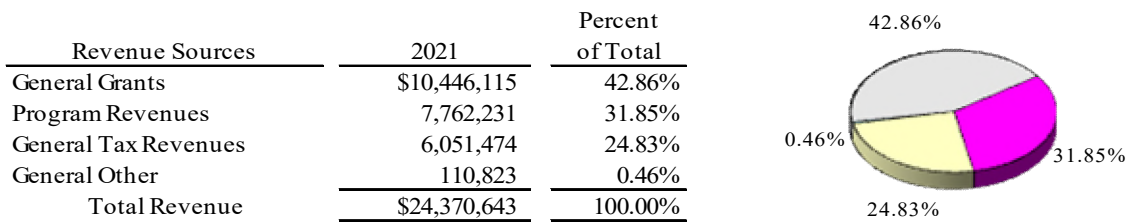
COSHOCTON CITY SCHOOL DISTRICT, OHIO

***Management's Discussion and Analysis
For the Fiscal Year Ended June 30, 2021***

Unaudited

The unique nature of property taxes in Ohio creates the need to routinely seek voter approval for operating funds. In general, the overall revenue generated by the levy will not increase solely as a result of inflation. As an example, a homeowner with a home valued at \$100,000 and taxed at 1.0 mill would pay \$35.00 annually in taxes. If three years later the home were reappraised and increased to \$200,000 (and this inflationary increase in value is comparable to other property owners) the effective tax rate would become .5 mills and the owner would still pay \$35.00.

Property taxes made up 25% of revenues for Coshocton City Schools in fiscal year 2021. The District's reliance upon tax revenues is demonstrated by the following graph:



FINANCIAL ANALYSIS OF THE SCHOOL DISTRICT'S FUNDS

The District's governmental funds reported a combined fund balance of \$6,711,500, which is below last year's balance of \$6,768,602. The schedule below indicates the fund balance and the total change in fund balance as of June 30, 2021 and 2020.

		Restated	
	Fund Balance	Fund Balance	Increase
	June 30, 2021	June 30, 2020	(Decrease)
General	\$2,093,345	\$2,333,211	(\$239,866)
Debt Service	2,563,619	2,195,363	368,256
Other Governmental	2,054,536	2,240,028	(185,492)
Total	<u><u>\$6,711,500</u></u>	<u><u>\$6,768,602</u></u>	<u><u>(\$57,102)</u></u>

This space intentionally left blank.

COSHOCTON CITY SCHOOL DISTRICT, OHIO

***Management's Discussion and Analysis
For the Fiscal Year Ended June 30, 2021***

Unaudited

General Fund – The tables that follow assist in illustrating the financial activities and balance of the General Fund:

	2021 Revenues	2020 Revenues	Increase (Decrease)
Taxes	\$5,130,420	\$4,978,098	\$152,322
Tuition	908,959	860,887	48,072
Investment Earnings	13,220	87,567	(74,347)
Extracurricular Activities	4,051	4,135	(84)
Class Materials and Fees	24,759	18,794	5,965
Rent	175	55,669	(55,494)
Intergovernmental - State	13,398,141	13,266,926	131,215
All Other Revenue	38,925	18,861	20,064
Total	\$19,518,650	\$19,290,937	\$227,713

General Fund revenues remained stable in fiscal year 2021, increasing \$227,713 or approximately 1%. A decrease in investment earnings can be attributed to a decrease in interest rates. An increase in intergovernmental State revenues can be attributed to an increase in State foundation revenues. A decrease in rental revenue was the result of unpaid rental fees.

	2021 Expenditures	2020 Expenditures	Increase (Decrease)
Instruction	\$14,126,379	\$14,189,803	(\$63,424)
Supporting Services:			
Pupils	685,318	813,996	(128,678)
Instructional Staff	400,392	488,284	(87,892)
Board of Education	44,132	51,797	(7,665)
Administration	1,335,961	1,350,829	(14,868)
Fiscal Services	559,272	732,294	(173,022)
Business	26,166	28,579	(2,413)
Operation and Maintenance of Plant	1,541,032	1,545,916	(4,884)
Pupil Transportation	420,819	422,241	(1,422)
Central	264,668	206,449	58,219
Operation of Non-Instructional:			
Community Services	3,000	682	2,318
Extracurricular Activities	303,720	341,695	(37,975)
Capital Outlay	12,077	0	12,077
Total	\$19,722,936	\$20,172,565	(\$449,629)

General Fund expenditures remained stable in fiscal year 2021, decreasing \$449,629, or approximately 2%.

Debt Service Fund – The Debt Service Fund reported an increase in fund balance of 17%. Revenues and expenditures were consistent with the prior year.

COSHOCTON CITY SCHOOL DISTRICT, OHIO

***Management's Discussion and Analysis
For the Fiscal Year Ended June 30, 2021***

Unaudited

The District's budget is prepared according to Ohio law and is based on accounting for certain transactions on a basis of cash receipts, disbursements and encumbrances. The most significant budgeted fund is the General Fund.

During the course of fiscal year 2021 the District amended its General Fund budget several times.

For the General Fund, final revenue estimates and actual budget basis revenues were not materially different. Final budgeted and actual budget basis expenditures were not materially different. The General Fund had an adequate fund balance to cover expenditures.

CAPITAL ASSETS AND DEBT ADMINISTRATION

Capital Assets

At the end of fiscal year 2021 the District had \$20,967,624 net of accumulated depreciation invested in land, buildings, improvements, machinery, equipment, and vehicles. The following table shows fiscal year 2021 and 2020 balances:

	Governmental Activities		Increase (Decrease)
	2021	2020	
Land	\$652,141	\$652,141	\$0
Land Improvements	2,163,635	2,107,825	55,810
Buildings and Improvements	28,350,677	28,324,942	25,735
Machinery and Equipment	4,969,225	4,477,967	491,258
Vehicles	1,316,637	1,122,113	194,524
Less: Accumulated Depreciation	(16,484,691)	(15,324,954)	(1,159,737)
Totals	\$20,967,624	\$21,360,034	(\$392,410)

Additions to capital assets included food service equipment, busses, computer equipment, and air filtration systems. Additional information on the District's capital assets can be found in Note 9.

COSHOCTON CITY SCHOOL DISTRICT, OHIO

***Management's Discussion and Analysis
For the Fiscal Year Ended June 30, 2021***

Unaudited

Debt and Other Long-term Obligations

The following table summarizes the District's debt and other long-term obligations outstanding as of June 30, 2021 and 2020:

	2021	2020
Governmental Activities:		
General Obligation Bonds:		
School Construction	\$8,956,759	\$8,948,469
Energy Conservation	646,000	724,000
Capital Leases Payable	560,000	595,000
Compensated Absences	1,814,666	1,901,144
Totals	\$11,977,425	\$12,168,613

Under current state statutes, the District's general obligation bonded debt issues are subject to a legal limitation based on 9% of the total assessed value of real and personal property. At June 30, 2021, the District's outstanding debt was below the legal limit. Additional information on the District's long-term debt can be found in Note 12.

ECONOMIC FACTORS

The Coshocton City School District is centrally located within the county and resides in the county seat for Coshocton County. The Coshocton City School District covers just over 8 square miles, with an estimated population of 11,063 residents making up 5,242 households. The median household income is \$39,412 and median home value of \$82,700 for city residents. The city is also home to several major employers including the Coshocton County Memorial Hospital, the Coshocton City Schools, Ohio Central Railroad, Annin Flagmakers, Oxford Mining, Organic Technologies, Novelty Advertising, McWane Ductile, Kraft Foods, AK Steel.

The District relies upon local property taxes and state foundation for its General Fund operations. Real Estate taxes represent 23% of total revenue and include a five-year emergency operating levy approved in November of 2018 and the renewal of 4.9 mil operating levy converting to continuing, approved in 2021. Property tax revenues are expected decline slightly in 2022 due to net impact of the 2021 full reappraisal and an \$8M reduction in values related to a property exemption.

The loss of major employers in recent years is contributing to decreasing student enrollment, which also reduces the amount of funding from the state foundation program. The District relies heavily on state funding. This dependency on state aid makes the District vulnerable to legislative changes to the educational funding formula that can cause instability when predicting future revenue streams.

COSHOCTON CITY SCHOOL DISTRICT, OHIO

***Management's Discussion and Analysis
For the Fiscal Year Ended June 30, 2021***

Unaudited

In conclusion, the Coshocton City School District's management has committed itself to financial prudence in future years. The goal is a prudent allocation of resources between salary and benefits that will adequately compensate a high quality workforce while balancing relatively flat revenues. In addition to modest labor increases, the District maintains a conservative approach to discretionary spending that is based on a modified zero base operating unit budget approach.

REQUESTS FOR INFORMATION

This financial report is designed to provide our citizens, taxpayers, investors and creditors with a general overview of the District's finances and to show the District's accountability for the money it receives. If you have questions about this report or need additional financial information, contact Terri Eyerman, at Coshocton City School District.

COSHOCTON CITY SCHOOL DISTRICT, OHIO

Statement of Net Position ***June 30, 2021***

	Governmental Activities
Assets:	
Cash and Cash Equivalents	\$ 7,474,068
Receivables:	
Taxes	6,032,791
Accounts	32,031
Intergovernmental	566,978
Inventory of Supplies at Cost	12,110
Restricted Assets:	
Cash and Cash Equivalents	2,265,000
Net OPEB Asset	1,280,579
Non-Depreciable Capital Assets	652,141
Depreciable Capital Assets, Net	20,315,483
Total Assets	38,631,181
Deferred Outflows of Resources:	
Pension	3,875,632
OPEB	677,434
Total Deferred Outflows of Resources	4,553,066
Liabilities:	
Accounts Payable	63,568
Accrued Wages and Benefits	2,059,069
Intergovernmental Payable	329,964
Claims Payable	308,464
Accrued Interest Payable	34,020
Unearned Revenue	223,145
Long Term Liabilities:	
Due Within One Year	272,038
Due in More Than One Year:	
Net Pension Liability	22,067,027
Net OPEB Liability	1,490,876
Other Amounts Due in More Than One Year	11,705,387
Total Liabilities	38,553,558

COSHOCTON CITY SCHOOL DISTRICT, OHIO

	Governmental Activities
Deferred Inflows of Resources:	
Property Tax Levy for Next Fiscal Year	5,305,340
Pension	428,366
OPEB	2,416,748
Total Deferred Inflows of Resources	<u>8,150,454</u>
Net Position:	
Net Investment in Capital Assets	11,631,705
Restricted For:	
Capital Projects	192,902
Debt Service	2,367,201
Other Purposes	1,453,273
Unrestricted (Deficit)	(19,164,846)
Total Net Position	<u>\$ (3,519,765)</u>

See accompanying notes to the basic financial statements

COSHOCTON CITY SCHOOL DISTRICT, OHIO

Statement of Activities
For the Fiscal Year Ended June 30, 2021

	Expenses	Program Revenues		
		Charges for Services and Sales	Operating Grants and Contributions	Capital Grants and Contributions
Governmental Activities:				
Instruction	\$ 16,492,092	\$ 933,718	\$ 4,535,785	\$ 0
Support Services:				
Pupils	1,266,191	0	576,081	0
Instructional Staff	732,848	0	255,362	0
Board of Education	44,132	0	0	0
Administration	1,279,611	0	0	0
Fiscal Services	604,745	0	2,266	0
Business	26,044	0	0	0
Operation and Maintenance of Plant	1,854,890	33,576	194,824	0
Pupil Transportation	464,096	0	138,416	0
Central	217,003	0	3,600	0
Operation of Non-Instructional:				
Food Service Operations	814,661	9,166	660,699	0
Community Services	134,328	0	128,896	0
Extracurricular Activities	514,426	78,994	10,606	5,000
Interest and Fiscal Charges	418,489	0	195,242	0
Total Governmental Activities	\$ 24,863,556	\$ 1,055,454	\$ 6,701,777	\$ 5,000

General Revenues

Property Taxes Levied for:

 General Purposes

 Special

 Debt Service

 Capital Outlay

Intergovernmental, Unrestricted

Investment Earnings

Miscellaneous

Total General Revenues

Change in Net Position

Net Position Beginning of Year - Restated

Net Position End of Year

See accompanying notes to the basic financial statements

COSHOCTON CITY SCHOOL DISTRICT, OHIO

Net (Expense) Revenue
and Changes in Net Position

Governmental Activities

\$	(11,022,589)
	(690,110)
	(477,486)
	(44,132)
	(1,279,611)
	(602,479)
	(26,044)
	(1,626,490)
	(325,680)
	(213,403)
	(144,796)
	(5,432)
	(419,826)
	(223,247)
\$	<u>(17,101,325)</u>

5,211,735

75,026

654,697

110,016

10,446,115

9,268

101,555

16,608,412

(492,913)

(3,026,852)

\$ (3,519,765)

COSHOCTON CITY SCHOOL DISTRICT, OHIO

**Balance Sheet
Governmental Funds
June 30, 2021**

	General	Debt Service	Other Governmental Funds	Total Governmental Funds
Assets:				
Cash and Cash Equivalents	\$ 3,312,164	\$ 249,170	\$ 2,735,667	\$ 6,297,001
Receivables:				
Taxes	5,350,031	496,707	186,053	6,032,791
Accounts	30,985	0	1,046	32,031
Intergovernmental	163,185	0	403,793	566,978
Interfund Loans Receivable	404,327	0	0	404,327
Supplies Inventory	0	0	12,110	12,110
Restricted Assets:				
Cash and Cash Equivalents	0	2,265,000	0	2,265,000
Total Assets	\$ 9,260,692	\$ 3,010,877	\$ 3,338,669	\$ 15,610,238
Liabilities:				
Accounts Payable	\$ 58,199	\$ 0	\$ 5,369	\$ 63,568
Accrued Wages and Benefits	1,779,424	0	279,645	2,059,069
Intergovernmental Payable	296,728	0	33,236	329,964
Interfund Loans Payable	0	0	404,327	404,327
Unearned Revenue	0	0	223,145	223,145
Compensated Absences Payable	117,840	0	0	117,840
Total Liabilities	2,252,191	0	945,722	3,197,913
Deferred Inflows of Resources:				
Unavailable Amounts	202,031	18,442	175,012	395,485
Property Tax Levy for Next Fiscal Year	4,713,125	428,816	163,399	5,305,340
Total Deferred Inflows of Resources	4,915,156	447,258	338,411	5,700,825
Fund Balance:				
Nonspendable	9,719	0	12,110	21,829
Restricted	0	2,563,619	1,734,685	4,298,304
Committed	0	0	618,441	618,441
Assigned	1,278,832	0	0	1,278,832
Unassigned	804,794	0	(310,700)	494,094
Total Fund Balance	2,093,345	2,563,619	2,054,536	6,711,500
Total Liabilities, Deferred Inflows of Resources and Fund Balance	\$ 9,260,692	\$ 3,010,877	\$ 3,338,669	\$ 15,610,238

See accompanying notes to the basic financial statements

COSHOCTON CITY SCHOOL DISTRICT, OHIO

Reconciliation of Total Governmental Fund Balances to Net Position of Governmental Activities June 30, 2021

Total Governmental Fund Balances	\$	6,711,500
 <i>Amounts reported for governmental activities in the statement of net position are different because</i>		
Capital Assets used in governmental activities are not resources and therefore are not reported in the funds.		20,967,624
Other long-term resources are not available to pay for current- period expenditures and therefore are deferred in the funds.		395,485
The net pension and OPEB liabilities/asset are not due and payable, nor available in the current period; therefore, the liabilities/asset and related deferred inflows/outflows are not reported in governmental funds:		
Deferred Outflows - Pension	3,875,632	
Deferred Inflows - Pension	(428,366)	
Net Pension Liability	(22,067,027)	
Deferred Outflows - OPEB	677,434	
Deferred Inflows - OPEB	(2,416,748)	
Net OPEB Asset	1,280,579	
Net OPEB Liability	<u>(1,490,876)</u>	(20,569,372)
Internal service funds are used by management to charge the costs of insurance to individual funds. The assets and liabilities of the internal service funds are included in governmental activities in the statement of net position.		868,603
Long-term liabilities, including bonds and leases payable are not due and payable in the current period and therefore are not reported in the funds.		
General Obligation Bonds Payable	(9,602,759)	
Capital Leases Payable	(560,000)	
Compensated Absences Payable	(1,696,826)	
Accrued Interest Payable	<u>(34,020)</u>	<u>(11,893,605)</u>
 <i>Net Position of Governmental Activities</i>	 \$	 <u><u>(3,519,765)</u></u>

See accompanying notes to the basic financial statements

COSHOCTON CITY SCHOOL DISTRICT, OHIO

Statement of Revenues, Expenditures and Changes in Fund Balances Governmental Funds For the Fiscal Year Ended June 30, 2021

	General	Debt Service	Other Governmental Funds	Total Governmental Funds
Revenues:				
Local Sources:				
Taxes	\$ 5,130,420	\$ 647,336	\$ 182,970	\$ 5,960,726
Tuition	908,959	0	0	908,959
Investment Earnings	13,220	370	(5,133)	8,457
Extracurricular Activities	4,051	0	74,943	78,994
Food Services	0	0	9,166	9,166
Class Materials and Fees	24,759	0	0	24,759
Rent	175	0	4,375	4,550
Contributions and Donations	0	0	25,189	25,189
Intermediate Sources	0	0	1,644	1,644
Intergovernmental - State	13,398,141	63,433	843,711	14,305,285
Intergovernmental - Federal	0	195,242	2,679,901	2,875,143
All Other Revenue	38,925	192	62,438	101,555
Total Revenues	19,518,650	906,573	3,879,204	24,304,427
Expenditures:				
Current:				
Instruction	14,126,379	0	1,512,139	15,638,518
Supporting Services:				
Pupils	685,318	0	578,931	1,264,249
Instructional Staff	400,392	0	313,490	713,882
Board of Education	44,132	0	0	44,132
Administration	1,335,961	0	0	1,335,961
Fiscal Services	559,272	14,814	5,528	579,614
Business	26,166	0	0	26,166
Operation and Maintenance of Plant	1,541,032	0	215,972	1,757,004
Pupil Transportation	420,819	0	143,802	564,621
Central	264,668	0	0	264,668
Operation of Non-Instructional:				
Food Service Operations	0	0	756,242	756,242
Community Services	3,000	0	158,953	161,953
Extracurricular Activities	303,720	0	137,983	441,703
Capital Outlay	12,077	0	269,273	281,350
Debt Service:				
Principal Retirement	0	113,000	0	113,000
Interest and Fiscal Charges	0	410,503	0	410,503
Total Expenditures	19,722,936	538,317	4,092,313	24,353,566
Excess (Deficiency) of Revenues Over (Under) Expenditures	(204,286)	368,256	(213,109)	(49,139)

COSHOCTON CITY SCHOOL DISTRICT, OHIO

	General	Debt Service	Other Governmental Funds	Total Governmental Funds
Other Financing Sources (Uses):				
Transfers In	0	0	35,580	35,580
Transfers Out	(35,580)	0	0	(35,580)
Total Other Financing Sources (Uses)	(35,580)	0	35,580	0
Net Change in Fund Balance	(239,866)	368,256	(177,529)	(49,139)
Fund Balance at Beginning of Year - Restated	2,333,211	2,195,363	2,240,028	6,768,602
Decrease in Inventory	0	0	(7,963)	(7,963)
Fund Balance End of Year	\$ 2,093,345	\$ 2,563,619	\$ 2,054,536	\$ 6,711,500

See accompanying notes to the basic financial statements

COSHOCTON CITY SCHOOL DISTRICT, OHIO

***Reconciliation of the Statement of Revenues, Expenditures and
Changes in Fund Balances of Governmental Funds
To the Statement of Activities
For the Fiscal Year Ended June 30, 2021***

Net Change in Fund Balances - Total Governmental Funds \$ (49,139)

Amounts reported for governmental activities in the statement of activities are different because

Governmental funds report capital outlays as expenditures. However, in the statement of activities, the cost of those assets is allocated over their estimated useful lives as depreciation expense. This is the amount by which depreciation exceeded capital outlays in the current period. (392,410)

Revenues in the statement of activities that do not provide current financial resources are not reported as revenues in the funds. 65,405

Contractually required contributions are reported as expenditures in governmental funds; however, the statement of net position reports these amounts as deferred outflows:

Pension	1,486,959	
OPEB	43,246	1,530,205

Except for amounts reported as deferred inflows/outflows, changes in the net pension and OPEB liabilities/asset are reported as pension/OPEB expense in the statement of activities:

Pension	(2,313,088)	
OPEB	59,828	(2,253,260)

The issuance of long-term debt provides current financial resources to governmental funds, but has no effect on net position. In addition, repayment of bond and capital lease principal is an expenditure in the governmental funds, but the repayment reduces long-term liabilities in the statement of net position.

Bond Retirement	78,000	
Capital Lease Principal Retirement	35,000	
Amortization of Premium	12,890	
Interest Accretion on Bond	(21,180)	104,710

COSHOCTON CITY SCHOOL DISTRICT, OHIO

In the statement of activities, interest is accrued on outstanding bonds, whereas in governmental funds, an interest expenditure is reported when due.

304

Some expenses reported in the statement of activities, such as compensated absences do not require the use of current financial resources and therefore are not reported as expenditures in the governmental funds.

Change in Compensated Absences Payable

128,461

Change in Supplies Inventory

(7,963)

120,498

The internal service funds are used by management to charge the costs of services to individual funds and is not reported in the statement of activities. Governmental fund expenditures and related internal service fund revenues are eliminated. The net revenue (expense) of the internal service funds are allocated among the governmental activities.

380,774

Change in Net Position of Governmental Activities

\$ (492,913)

See accompanying notes to the basic financial statements

COSHOCTON CITY SCHOOL DISTRICT, OHIO

***Statement of Revenues, Expenditures and Changes in
Fund Balance – Budget and Actual (Non-GAAP Budgetary Basis)
General Fund
For the Fiscal Year Ended June 30, 2021***

	Original Budget	Final Budget	Actual	Variance with Final Budget Positive (Negative)
Revenues:				
Local Sources:				
Taxes	\$ 5,472,432	\$ 5,373,093	\$ 5,373,093	\$ 0
Tuition	925,764	908,959	908,959	0
Investment Earnings	13,464	13,220	13,220	0
Class Materials and Fees	25,095	24,639	24,639	0
Rent	178	175	175	0
Intergovernmental - State	13,487,700	13,242,862	13,242,862	0
All Other Revenues	25,748	25,281	25,281	0
Total Revenues	19,950,381	19,588,229	19,588,229	0
Expenditures:				
Current:				
Instruction	14,685,816	14,259,806	14,259,806	0
Support Services:				
Pupils	774,805	752,329	752,329	0
Instructional Staff	498,794	484,325	484,325	0
Board of Education	48,174	46,777	46,777	0
Administration	1,421,131	1,379,907	1,379,907	0
Fiscal Services	651,026	632,141	632,141	0
Business	27,797	26,991	26,991	0
Operation and Maintenance of Plant	1,770,674	1,719,310	1,719,310	0
Pupil Transportation	487,248	473,114	473,114	0
Central	290,068	281,654	281,654	0
Non-Instructional:				
Community Services	3,090	3,000	3,000	0
Extracurricular Activities	330,290	320,709	320,709	0
Capital Outlay	12,438	12,077	12,077	0
Total Expenditures	21,001,351	20,392,140	20,392,140	0
Excess (Deficiency) of Revenues Over (Under) Expenditures	(1,050,970)	(803,911)	(803,911)	0

COSHOCTON CITY SCHOOL DISTRICT, OHIO

	Original Budget	Final Budget	Actual	Variance with Final Budget Positive (Negative)
Other Financing Sources (Uses):				
Proceeds from the Sale of Capital Assets	1,875	0	0	0
Transfers Out	(71,538)	(35,185)	(35,185)	0
Advances In	265,438	0	0	0
Advances Out	(50,000)	(78,866)	(78,866)	0
Refund of Prior Year Expenditures	154,125	272,914	272,914	0
Total Other Financing Sources (Uses):	299,900	158,863	158,863	0
 Net Change in Fund Balance	 (751,070)	 (645,048)	 (645,048)	 0
 Fund Balance at Beginning of Year	 3,388,702	 3,388,702	 3,388,702	 0
Prior Year Encumbrances	226,063	226,063	226,063	0
Fund Balance at End of Year	\$ 2,863,695	\$ 2,969,717	\$ 2,969,717	\$ 0

See accompanying notes to the basic financial statements

COSHOCTON CITY SCHOOL DISTRICT, OHIO

***Statement of Net Position
Proprietary Funds
June 30, 2021***

	Governmental Activities - Internal Service Funds
Assets:	
<i>Current Assets:</i>	
Cash and Cash Equivalents	\$ 1,177,067
Total Assets	<u>1,177,067</u>
Liabilities:	
<i>Current Liabilities:</i>	
Claims Payable	308,464
Total Liabilities	<u>308,464</u>
Net Position:	
Unrestricted	868,603
Total Net Position	<u>\$ 868,603</u>

See accompanying notes to the basic financial statements

COSHOCTON CITY SCHOOL DISTRICT, OHIO

***Statement of Revenues, Expenses and Changes in Net Position
Proprietary Funds
For the Fiscal Year Ended June 30, 2021***

	Governmental Activities - Internal Service Funds
Operating Revenues:	
Charges for Services	\$ 4,216,103
Other Operating Revenue	22,337
Total Operating Revenues	<u>4,238,440</u>
Operating Expenses:	
Claims	3,858,477
Total Operating Expenses	<u>3,858,477</u>
Operating Income	379,963
Nonoperating Revenues (Expenses):	
Investment Earnings	811
Total Nonoperating Revenues (Expenses)	<u>811</u>
Change in Net Position	380,774
Net Position Beginning of Year	487,829
Net Position End of Year	<u>\$ 868,603</u>

See accompanying notes to the basic financial statements

COSHOCTON CITY SCHOOL DISTRICT, OHIO

Statement of Cash Flows

Proprietary Funds

For the Fiscal Year Ended June 30, 2021

	Governmental Activities - Internal Service Funds
<u>Cash Flows from Operating Activities:</u>	
Cash Received from Interfund Charges	\$4,238,440
Cash Payments for Claims	(3,860,249)
Net Cash Provided by Operating Activities	<u>378,191</u>
<u>Cash Flows from Investing Activities:</u>	
Receipts of Interest	811
Net Cash Provided by Investing Activities	<u>811</u>
Net Increase in Cash and Cash Equivalents	379,002
Cash and Cash Equivalents at Beginning of Year	798,065
Cash and Cash Equivalents at End of Year	<u><u>\$1,177,067</u></u>
<u>Reconciliation of Operating Income to Net Cash</u>	
<u>Provided by Operating Activities:</u>	
Operating Income	\$379,963
Adjustments to Reconcile Operating Income to Net Cash Provided by Operating Activities:	
Changes in Assets and Liabilities:	
Decrease in Accounts Payable	(26,766)
Increase in Claims Payable	24,994
Total Adjustments	<u>(1,772)</u>
Net Cash Provided by Operating Activities	<u><u>\$378,191</u></u>

See accompanying notes to the basic financial statements

COSHOCTON CITY SCHOOL DISTRICT, OHIO

***Statement of Net Position
Fiduciary Funds
June 30, 2021***

	Private Purpose Trust	Custodial	Total
Assets:			
Cash and Cash Equivalents	\$ 59,112	\$ 5	\$ 59,117
Receivables:			
Interest	243	0	243
Restricted Assets:			
Investments	409,857	0	409,857
Total Assets	<u>469,212</u>	<u>5</u>	<u>469,217</u>
Liabilities:			
Due to Others	0	5	5
Total Liabilities	<u>0</u>	<u>5</u>	<u>5</u>
Net Position:			
Restricted for Scholarships	469,212	0	469,212
Total Net Position	<u>\$ 469,212</u>	<u>\$ 0</u>	<u>\$ 469,212</u>

See accompanying notes to the basic financial statements

COSHOCTON CITY SCHOOL DISTRICT, OHIO

Statement of Changes in Net Position Fiduciary Funds For the Fiscal Year Ended June 30, 2021

	Private Purpose Trust	Custodial	Total
Additions:			
Contributions:			
Collection of Athletic Tournament Fees	\$ 0	\$ 5,034	\$ 5,034
Private Donations	7,976	0	7,976
Total Contributions	<u>7,976</u>	<u>5,034</u>	<u>13,010</u>
Investment Earnings:			
Interest	8,111	0	8,111
Net Increase in the Fair Value of Investments	80,285	0	80,285
Total Investment Earnings	<u>88,396</u>	<u>0</u>	<u>88,396</u>
Total Additions	<u>96,372</u>	<u>5,034</u>	<u>101,406</u>
Deductions:			
Distribution of Athletic Tournament Fees	0	5,034	5,034
Community Gifts, Awards and Scholarships	20,876	0	20,876
Total Deductions	<u>20,876</u>	<u>5,034</u>	<u>25,910</u>
Change in Net Position	75,496	0	75,496
Net Position at Beginning of Year	393,716	0	393,716
Net Position End of Year	<u>\$ 469,212</u>	<u>\$ 0</u>	<u>\$ 469,212</u>

See accompanying notes to the basic financial statements

COSHOCTON CITY SCHOOL DISTRICT, OHIO

Notes to the Basic Financial Statements For the Fiscal Year Ended June 30, 2021

NOTE 1 - SUMMARY OF SIGNIFICANT ACCOUNTING POLICIES

A. Reporting Entity

Coshocton City School District, Ohio (the District) is a body politic and corporate established for the purpose of exercising the rights and privileges conveyed to it by the constitution and laws of the State of Ohio.

The accompanying basic financial statements comply with the provisions of Governmental Accounting Standards Board (GASB) Statement No. 14, “*The Financial Reporting Entity*,” as amended by GASB Statement No. 39 “*Determining Whether Certain Organizations Are Component Units*”, and GASB Statement No. 61, “*The Financial Reporting Entity; Omnibus*” in that the financial statements include all organizations, activities, functions and component units for which the District (the reporting entity) is financially accountable. The District is financially accountable for an organization if the District appoints a voting majority of the organization’s governing board and (1) the District is able to significantly influence the programs or services performed or provided by the organization; or (2) the District is legally entitled to or can otherwise access the organization’s resources; the District is legally obligated or has otherwise assumed the responsibility to finance the deficits of, or provide financial support to, the organization; or the District is obligated for the debt of the organization. Component units may also include organizations that are fiscally dependent on the District in that the District approves the budget, the issuance of debt, or the levying of taxes. The District has no component units.

Coshocton City School District participates in three organizations which are defined as jointly governed organizations and an insurance purchasing pool. These organizations are the Ohio School Board Association Workers’ Compensation Group Rating Program, the Coshocton County Career Center, Ohio Mid-Eastern Regional Education Service Agency, and the Coshocton County Tax Incentive Review Council. These organizations are presented in Notes 15 and 16 to the basic financial statements.

The accounting policies and financial reporting practices of the District conform to accounting principles generally accepted in the United States of America (GAAP) as applicable to governmental units. The following is a summary of its significant accounting policies.

B. Basis of Presentation - Fund Accounting

The accounting system is organized and operated on the basis of funds, each of which is considered a separate accounting entity. The operations of each fund are accounted for with a separate set of self-balancing accounts that comprise its assets, liabilities, deferred outflows/inflows of resources, net position, revenues and expenditures/expenses. The various funds are grouped into the categories governmental, proprietary and fiduciary.

COSHOCTON CITY SCHOOL DISTRICT, OHIO

Notes to the Basic Financial Statements For the Fiscal Year Ended June 30, 2021

NOTE 1 - SUMMARY OF SIGNIFICANT ACCOUNTING POLICIES (Continued)

B. Basis of Presentation - Fund Accounting (Continued)

Governmental Funds - These are funds through which most governmental functions typically are financed. The acquisition, use and balances of the District's expendable financial resources and the related current liabilities (except those accounted for in the proprietary funds) are accounted for through governmental funds. The measurement focus is upon determination of "financial flow" (sources, uses and balances of financial resources). The following are the District's major governmental funds:

General Fund - This fund is the general operating fund of the District and is used to account for all financial resources except those accounted for in another fund. The general fund balance is available to the District for any purpose provided it is expended or transferred according to the general laws of Ohio.

Debt Service Fund – To account for resources that are used for payment of principal, interest, and fiscal charges on general obligation debt.

Proprietary Funds - The proprietary funds are accounted for on an "economic resources" measurement focus. This measurement focus provides that all assets, liabilities, and deferred outflows/inflows of resources associated with the operation of the proprietary funds are included on the balance sheet. The proprietary fund operating statement presents increases (i.e., revenues) and decreases (i.e., expenses) in net position.

Internal Service Funds - Internal service funds are used to account for the financing of goods or services provided by one department or agency to other departments or agencies of the District or to other governments on a cost-reimbursement basis. The District's internal service fund accounts for premiums and costs associated with a medical, dental, and prescription drug self-insurance program.

Fiduciary Funds – Fiduciary fund reporting focuses on net position and changes in net position. The fiduciary category is split into two classifications: private-purpose trust funds and custodial funds. Trust funds are used to account for assets held by the District under a trust agreement for individuals, private organizations or other governments and therefore not available to support the District's own programs. The District's only trust funds are private purpose trusts that account for scholarship programs, gifts and awards for specific students. State law permits the District to appropriate for purposes consistent with the endowment's intent, net appreciation, both realized and unrealized. The District's custodial fund accounts for athletic tournament monies.

C. Basis of Presentation – Financial Statements

Government-wide Financial Statements – The statement of net position and the statement of activities display information about the District as a whole. These statements include the financial activities of the primary government, except for fiduciary funds. Internal service fund activity is eliminated to avoid "doubling up" revenues and expenses.

COSHOCTON CITY SCHOOL DISTRICT, OHIO

Notes to the Basic Financial Statements For the Fiscal Year Ended June 30, 2021

NOTE 1 - SUMMARY OF SIGNIFICANT ACCOUNTING POLICIES (Continued)

C. Basis of Presentation – Financial Statements (Continued)

The government-wide statements are prepared using the economic resources measurement focus. This is the same approach used in the preparation of the proprietary fund financial statements but differs from the manner in which governmental fund financial statements are prepared. Governmental fund financial statements therefore include a reconciliation with brief explanations to better identify the relationship between the government-wide statements and the statements for governmental funds.

The government-wide statement of activities presents a comparison between direct expenses and program revenues for each function or program of the District's governmental activities. Direct expenses are those that are specifically associated with a service, program or department and therefore clearly identifiable to a particular function. Program revenues include charges paid by the recipient of the goods or services offered by the program and grants and contributions that are restricted to meeting the operational or capital requirements of a particular program. Revenues which are not classified as program revenues are presented as general revenues of the District, with certain limited exceptions. The comparison of direct expenses with program revenues identifies the extent to which each governmental function is self-financing or draws from the general revenues of the District.

Fund Financial Statements – Fund financial statements report detailed information about the District. The focus of governmental fund financial statements is on major funds rather than reporting funds by type. Each major fund is presented in a separate column. Nonmajor funds are aggregated and presented in a single column. Internal service funds are combined and the totals are presented in a single column on the face of the proprietary fund statements. Fiduciary funds are reported by fund type.

The accounting and financial reporting treatment applied to a fund is determined by its measurement focus. All governmental fund types are accounted for using a flow of current financial resources measurement focus. The financial statements for governmental funds are a balance sheet, which generally includes only current assets, current liabilities, deferred outflows/inflows of resources, and a statement of revenues, expenditures and changes in fund balances, which reports on the sources (i.e., revenues and other financing sources) and uses (i.e., expenditures and other financing uses) of current financial resources.

All proprietary fund types are accounted for on a flow of economic resources measurement focus. With this measurement focus, all assets, liabilities, and deferred outflows/inflows of resources associated with the operation of these funds are included on the statement of net position. The statement of changes in fund net position presents increases (i.e., revenues) and decreases (i.e., expenses) in net position. The statement of cash flows provides information about how the District finances and meets the cash flow needs of its proprietary activities.

Fiduciary funds are reported using the economic resources measurement focus.

COSHOCTON CITY SCHOOL DISTRICT, OHIO

Notes to the Basic Financial Statements For the Fiscal Year Ended June 30, 2021

NOTE 1 - SUMMARY OF SIGNIFICANT ACCOUNTING POLICIES (Continued)

D. Basis of Accounting

Basis of accounting represents the methodology utilized in the recognition of revenues and expenditures or expenses reported in the financial statements. The accounting and reporting treatment applied to a fund is determined by its measurement focus.

The modified accrual basis of accounting is followed by the governmental funds. Under the modified accrual basis of accounting, revenues are recorded when susceptible to accrual, i.e., both measurable and available. The term “available” means collectible within the current period or soon enough thereafter to be used to pay liabilities of the current period, which for the District is considered to be 60 days after fiscal year end. Expenditures are recognized in the accounting period in which the fund liability is incurred, if measurable, except for unmatured interest on general long-term debt which is recognized when due.

Under the modified accrual basis, the following revenue sources are considered susceptible to accrual at year end: property taxes, tuition, grants and entitlements, student fees, and interest on investments.

Current property taxes measurable at June 30, 2021, but which are not intended to finance fiscal 2021 operations, have been recorded as deferred inflows of resources. Delinquent property taxes measurable and available (received within 60 days) and amounts available as an advance on future tax settlements are recognized as revenue at year end.

The accrual basis of accounting is utilized for reporting purposes by the government-wide financial statements, proprietary funds, private-purpose trust funds, and custodial funds. Revenues are recognized when they are earned and expenses are recognized when incurred.

Revenues – Exchange and Non-exchange Transactions – Revenue resulting from exchange transactions, in which each party gives and receives essentially equal value is recorded on the accrual basis when the exchange takes place.

Non-exchange transactions, in which the District receives value without directly giving equal value in return, include property taxes, grants, entitlements, and donations. Revenue from property taxes is recognized in the fiscal year for which the taxes are levied. Revenue from grants, entitlements, and donations is recognized in the fiscal year in which all eligibility requirements have been satisfied.

Eligibility requirements include timing requirements, which specify the year when the resources are required to be used or the fiscal year when use is first permitted, matching requirements, in which the District must provide local resources to be used for a specified purpose, and expenditure requirements, in which the resources are provided to the District on a reimbursement basis. On a modified accrual basis, revenue from non-exchange transactions must also be available before it can be recognized.

COSHOCTON CITY SCHOOL DISTRICT, OHIO

Notes to the Basic Financial Statements For the Fiscal Year Ended June 30, 2021

NOTE 1 - SUMMARY OF SIGNIFICANT ACCOUNTING POLICIES (Continued)

E. Budgetary Process

The budgetary process is prescribed by provisions of the Ohio Revised Code and entails the preparation of budgetary documents within an established timetable. The major documents prepared are the tax budget, the certificate of estimated resources, and the appropriation resolution, all of which are prepared on the budgetary basis of accounting. The certificate of estimated resources and the appropriation resolution are subject to amendment throughout the year.

All funds other than custodial funds are legally required to be budgeted and appropriated; however, only the General Fund is required to be reported. The primary level of budgetary control is at the fund level. Supplemental budgetary modifications may only be made by resolution of the Board of Education.

1. Tax Budget

By January 15, the Superintendent and Treasurer submit an annual operating budget for the following fiscal year to the Board of Education for consideration and passage. The adopted budget is submitted to the County Auditor, as Secretary of the County Budget Commission, by January 20 of each year for the period July 1 to June 30 of the following fiscal year.

2. Estimated Resources

Prior to April 1, the Board accepts by formal resolution, the tax rates as determined by the County Budget Commission and receives the Commission's Certificate of Estimated Resources which states the projected revenue of each fund. Prior to June 30, the District must revise its budget so that the total contemplated expenditures from any fund during the ensuing fiscal year will not exceed the amount available as stated in the certificate of estimated resources. The revised budget then serves as the basis for the annual appropriations measure. On or about July 1, the certificate of estimated resources is amended to include any unencumbered fund balances from the preceding year. The certificate may be further amended during the year if a new source of revenue is identified or actual receipts exceed current estimates. The amounts reported on the budgetary statement reflect the amounts in the first and final amended official certificate of estimated resources issued during fiscal year 2021.

3. Appropriations

A temporary appropriation measure to control expenditures may be passed on or about July 1 of each year for the period July 1 through September 30. An annual appropriation resolution must be passed by October 1 of each year for the period July 1 through June 30. The appropriation resolution establishes spending controls at the fund level. The appropriation resolution may be amended during the year as additional information becomes available, provided that total fund appropriations do not exceed the current estimated resources as certified. The allocation of appropriations may be modified during the year. Administrative control is maintained through the establishment of more detailed line-item budgets. The budgetary figures which appear in the "Statement of Revenues, Expenditures, and Changes in Fund Balances-Budget and Actual" are provided on the budgetary basis to provide a comparison of actual results to the final budget, including all amendments and modifications.

COSHOCTON CITY SCHOOL DISTRICT, OHIO

***Notes to the Basic Financial Statements
For the Fiscal Year Ended June 30, 2021***

NOTE 1 - SUMMARY OF SIGNIFICANT ACCOUNTING POLICIES (Continued)

E. Budgetary Process (Continued)

4. Lapsing of Appropriations

At the close of each fiscal year, the unencumbered balance of each appropriation reverts to the respective fund from which it was appropriated and becomes subject to future appropriations. The encumbered appropriation balance is carried forward to the subsequent fiscal year and need not be reappropriated.

5. Basis of Budgeting

The District's budgetary process accounts for certain transactions on a basis other than accounting principles generally accepted in the United States of America (GAAP). The major differences between the budgetary basis and the GAAP basis lie in the manner in which revenues and expenditures are recorded. Under the budgetary basis, revenues and expenditures are recognized on a cash basis. Utilizing the cash basis, revenues are recorded when received in cash and expenditures when paid. Under the GAAP basis, revenues and expenditures are recorded on the modified accrual basis of accounting.

The following table summarizes the adjustments necessary to reconcile the GAAP basis statements to the budgetary basis statements for the General Fund:

	Net Change in Fund Balance
	<u>General Fund</u>
GAAP Basis (as reported)	(\$239,866)
Increase (Decrease):	
Accrued Revenues at June 30, 2021, received during FY 2022	(909,834)
Accrued Revenues at June 30, 2020, received during FY 2021	909,069
Accrued Expenditures at June 30, 2021, paid during FY 2022	2,252,191
Accrued Expenditures at June 30, 2020, paid during FY 2021	(2,227,956)
Encumbrances Outstanding	(426,536)
Perspective Difference:	
Activity of Funds Reclassified for GAAP Reporting Purposes	<u>(2,116)</u>
Budget Basis	<u><u>(\$645,048)</u></u>

COSHOCTON CITY SCHOOL DISTRICT, OHIO

Notes to the Basic Financial Statements For the Fiscal Year Ended June 30, 2021

NOTE 1 - SUMMARY OF SIGNIFICANT ACCOUNTING POLICIES (Continued)

F. Cash and Cash Equivalents

Cash and cash equivalents include amounts in demand deposits, investments with original maturities of less than three months and the State Treasury Asset Reserve (STAR Ohio). STAR Ohio is a very liquid investment and is reported as a cash equivalent in the basic financial statements.

The District pools its cash for investment and resource management purposes. Each fund's equity in pooled cash and investments represents the balance on hand as if each fund maintained its own cash and investment account. See Note 5, "Cash, Cash Equivalents and Investments."

G. Investments

Investment procedures and interest allocations are restricted by provisions of the Ohio Constitution and the Ohio Revised Code. The District allocates interest among certain funds based upon the fund's cash balance at the date of investment. In accordance with GASB Statement No. 31, "Accounting and Financial Reporting for Certain Investments and for External Investment Pools" and GASB Statement No. 72, "Fair Value Measurement and Application," the District records all its investments at fair value except for nonparticipating investment contracts which are reported at cost, which approximates fair value. All investment income, including changes in the fair value of investments, is recognized as revenue in the operating statements.

The District categorizes its fair value measurements within the fair value hierarchy established by generally accepted accounting principles. The hierarchy is based on the valuation inputs used to measure the fair value of the asset. Level 1 inputs are quoted prices in active markets for identical assets. Level 2 inputs are significant other observable inputs. Level 3 inputs are significant unobservable inputs. See Note 5, "Cash, Cash Equivalents and Investments."

The District's investment in the State Treasury Asset Reserve of Ohio (STAR Ohio) is an investment pool managed by the State Treasurer's Office which allows governments within the State to pool their funds, but has adopted GASB Statement No. 79, "Certain External Investment Pools and Pool Participants," for investment purposes. STAR Ohio is not registered with the SEC as an investment company and is recognized as an external investment pool by the District. The District measures the investment in STAR Ohio at the net asset value (NAV) per share provided by STAR Ohio. The NAV per share is calculated on an amortized cost basis that provides a NAV per share that approximates fair value. For fiscal year 2021, there were no limitations or restrictions on any participant withdrawals due to redemption notice periods, liquidity fees, or redemption gates. However, notice must be given 24 hours in advance of all deposits and withdrawals exceeding \$100 million. STAR Ohio reserves the right to limit the transaction to \$250 million, requiring the excess amount to be transacted the following business day(s), but only to the \$250 million limit. All accounts of the participant will be combined for these purposes.

COSHOCTON CITY SCHOOL DISTRICT, OHIO

Notes to the Basic Financial Statements For the Fiscal Year Ended June 30, 2021

NOTE 1 - SUMMARY OF SIGNIFICANT ACCOUNTING POLICIES (Continued)

H. Inventory

On the government-wide and fund financial statements, purchased inventories are presented at the lower of cost or market and donated commodities are presented at their entitlement value. Inventories are recorded on a first-in, first-out basis and are expensed when used.

On the fund financial statements, inventories of governmental funds are stated at the lower of cost or market. Cost is determined on a first-in, first-out basis. Inventory in governmental funds consists of supplies held for resale. The cost of inventory items is recorded as an expenditure in the governmental fund types when consumed or used.

I. Capital Assets and Depreciation

Capital assets are defined by the District as assets with an initial, individual cost of more than \$1,000 and an estimated useful life threshold of five or more years.

1. Property, Plant and Equipment - Governmental Activities

Governmental capital assets are those that are acquired or constructed for governmental activities and are recorded as expenditures in the governmental funds. These assets are capitalized at cost (or estimated historical cost for assets not purchased in recent years) within the governmental activities in the government-wide statement of net position but are not reported in the fund financial statements.

Contributed capital assets are recorded at acquisition value at the date received. The District does not possess any infrastructure. Capital asset values were initially determined by identifying historical costs where such information was available. In cases where information supporting original cost was not obtainable, estimated historical costs were developed. For certain capital assets, the estimates were arrived at by indexing estimated current costs back to the estimated year of acquisition.

2. Depreciation

All capital assets are depreciated, excluding land and construction in progress. Depreciation has been provided using the straight-line method over the following estimated useful lives:

Description	Estimated Lives (in years)
Land Improvements	30
Building and Improvements	15-30
Machinery and Equipment	5-15
Vehicles	5

COSHOCTON CITY SCHOOL DISTRICT, OHIO

***Notes to the Basic Financial Statements
For the Fiscal Year Ended June 30, 2021***

NOTE 1 - SUMMARY OF SIGNIFICANT ACCOUNTING POLICIES (Continued)

J. Long-Term Obligations

Long-term liabilities are being repaid from the following funds:

<u>Obligation</u>	<u>Fund</u>
General Obligation Bonds/Capital Leases	Bond Retirement Fund
Compensated Absences/ Net Pension Liability/Net OPEB Liability	General Fund, Food Service Fund, Public Preschool Program Fund, Title VI-B Fund, Chapter I Fund, Alternative School Grant Fund, Parent Mentor Grant Fund, Preschool Grant for the Handicapped Fund, Improving Teacher Quality Fund, District Managed Student Activity Fund

K. Compensated Absences

In accordance with GASB Statement No. 16, “*Accounting for Compensated Absences*,” vacation benefits are accrued as a liability when an employee’s right to receive compensation is attributable to services already rendered, and it is probable that the employee will be compensated through paid time off or some other means, such as cash payments at termination or retirement. Administrators and classified staff who work twelve month contracts are granted vacation leave based on length of service and position. Sick leave benefits are accrued as a liability using the vesting method.

Certified employees may earn 15 days of sick leave per year up to a maximum of 250 days. Upon retirement, employees with 10 or more years of service in the Ohio State Teachers Retirement System and 10 or more years of service with the District will receive one-fourth of the accumulated sick leave up to a maximum of 54 days. Upon retirement, employees with 10 or more years of service in the Ohio State Teachers Retirement System but less than 10 years of service with the District will receive one-fourth of the accumulated sick leave up to a maximum of 32 days. Classified employees may earn 15 days of sick leave per year up to a maximum of 240 days. Upon retirement, employees will receive one-fourth of the accumulated sick leave up to a maximum of 50 days. For governmental funds, that portion of unpaid compensated absences that is expected to be paid using expendable, available resources is reported as an expenditure in the fund from which the individual earning the leave is paid, and a corresponding liability is reflected in the account “Compensated Absences Payable.” For governmental funds, compensated absences are recognized as liabilities and expenditures to the extent payments come due each period upon the occurrence of employee resignations and retirements. In the government-wide statement of net position, “Compensated Absences Payable” is recorded within the “Due within one year” account and the long-term portion of the liability is recorded within the “Due in more than one year” account.

COSHOCTON CITY SCHOOL DISTRICT, OHIO

Notes to the Basic Financial Statements For the Fiscal Year Ended June 30, 2021

NOTE 1 - SUMMARY OF SIGNIFICANT ACCOUNTING POLICIES (Continued)

L. Net Position

Net position represents the difference between assets, liabilities, and deferred outflows/inflows of resources. Net investment in capital assets consists of capital assets, net of accumulated depreciation, reduced by the outstanding balances of any borrowings used for the acquisition, construction or improvement of those assets. Net position is reported as restricted when there are limitations imposed on use either through the enabling legislation adopted by the District or through external restrictions imposed by creditors, grantors or laws or regulations of other governments.

The District applies restricted resources when an expense is incurred for purposes for which both restricted and unrestricted net position is available.

M. Pension/OPEB

For purposes of measuring the net pension/OPEB liability/asset, deferred outflows of resources and deferred inflows of resources related to pension/OPEB, and pension/OPEB expense, information about the fiduciary net position of the pension/OPEB plans and additions to/deductions from their fiduciary net position have been determined on the same basis as they are reported by the pension/OPEB plan. For this purpose, benefit payments (including refunds of employee contributions) are recognized when due and payable in accordance with the benefit terms. The pension/OPEB plans report investments at fair value.

N. Interfund Activity

Exchange transactions between funds are reported as revenues in the seller funds and as expenditures/expenses in the purchaser funds. Flows of cash or goods from one fund to another without a requirement for repayment are reported as interfund transfers. Interfund transfers are reported as other financing sources/uses in governmental funds and after nonoperating revenues/expenses in proprietary funds. Repayments from funds responsible for particular expenditures/expenses to the funds that initially paid for them are not presented on the financial statements.

O. Fund Balance

Fund balance is divided into five classifications based primarily on the extent to which the District is bound to observe constraints imposed upon the use of the resources in the governmental funds. The classifications are as follows:

Nonspendable - The nonspendable fund balance category includes amounts that cannot be spent because they are not in spendable form, or legally or contractually required to be maintained intact. The “not in spendable form” criterion includes items that are not expected to be converted to cash. It also includes the long-term amount of loans receivable, as well as property acquired for resale, unless the use of the proceeds from the collection of those receivables or from the sale of those properties is restricted, committed, or assigned.

COSHOCTON CITY SCHOOL DISTRICT, OHIO

Notes to the Basic Financial Statements For the Fiscal Year Ended June 30, 2021

NOTE 1 - SUMMARY OF SIGNIFICANT ACCOUNTING POLICIES (Continued)

O. Fund Balance (Continued)

Restricted – The fund balance is reported as restricted when constraints placed on the use of resources are either externally imposed by creditors (such as through debt covenants), grantors, contributors, or laws or regulations of other governments or is imposed by law through constitutional provisions.

Committed - The committed fund balance classification includes amounts that can be used only for the specific purposes imposed by a formal action (resolution) of the District Board of Education. Those committed amounts cannot be used for any other purpose unless the District Board of Education removes or changes the specified use by taking the same type of action (resolution) it employed to previously commit those amounts. Committed fund balance also incorporates contractual obligations to the extent that existing resources in the fund have been specifically committed for use in satisfying those contractual requirements.

Assigned - Amounts in the assigned fund balance classification are intended to be used by the District for specific purposes but do not meet the criteria to be classified as restricted or committed. In governmental funds other than the general fund, assigned fund balance represents the remaining amount that is not restricted or committed. In the general fund, assigned amounts represent intended uses established by the District Board of Education.

Unassigned - Unassigned fund balance is the residual classification for the general fund and includes all spendable amounts not contained in the other classifications. In other governmental funds, the unassigned classification is used only to report a deficit balance resulting from overspending for specific purposes for which amounts had been restricted, committed, or assigned. The District applies restricted resources first when expenditures are incurred for purposes for which either restricted or unrestricted (committed, assigned, and unassigned) amounts are available. Similarly, within unrestricted fund balance, committed amounts are reduced first followed by assigned, and then unassigned amounts when expenditures are incurred for purposes for which amounts in any of the unrestricted fund balance classifications could be used.

P. Restricted Assets

Restricted cash represents a bond sinking fund account.

Q. Estimates

The preparation of the financial statements in conformity with accounting principles generally accepted in the United States of America requires management to make estimates and assumptions that affect the amounts reported in the financial statements and accompanying notes. Actual results could differ from those estimates.

COSHOCTON CITY SCHOOL DISTRICT, OHIO

Notes to the Basic Financial Statements For the Fiscal Year Ended June 30, 2021

NOTE 1 - SUMMARY OF SIGNIFICANT ACCOUNTING POLICIES (Continued)

R. Operating Revenues and Expenses

Proprietary funds distinguish operating revenues and expenses from nonoperating items. Operating revenues are those revenues that are generated directly from the primary activity of the proprietary funds. For the District, these revenues are interfund charges for the internal service fund self insurance program. Operating expenses are the necessary costs incurred to provide the good or service that is the primary activity of the fund. All revenues and expenses not meeting this definition are reported as nonoperating revenues and expenses.

S. Extraordinary and Special Items

Extraordinary items are transactions or events that are both unusual in nature and infrequent in occurrence. Special items are transactions or events that are within the control of the Board of Education and that are either unusual in nature or infrequent in occurrence. The District had no extraordinary or special items during fiscal year 2021.

T. Deferred Outflows/Inflows of Resources

In addition to assets, the statement of net position will sometimes report a separate section for deferred outflows of resources. This separate financial statement element, deferred outflows of resources, represents a consumption of net position that applies to a future period(s) and so will not be recognized as an outflow of resources (expenditure) until then. For the District, deferred outflows of resources are reported on the government-wide statement of net position for pension and OPEB. The deferred outflows of resources related to pension and OPEB are explained in Notes 10 and 11.

In addition to liabilities, the statement of net position will sometimes report a separate section for deferred inflows of resources. This separate financial statement element, deferred inflows of resources, represents an acquisition of net position that applies to a future period(s) and so will not be recognized as an inflow of resources (revenue) until that time. For the District, deferred inflows of resources include property taxes, pension, OPEB, and unavailable revenue. On the government-wide statement of net position and governmental funds balance sheet, property taxes that are intended to finance future fiscal periods are reported as deferred inflows. In addition, the governmental funds balance sheet reports deferred inflows which arise only under a modified accrual basis of accounting. Accordingly, the item, unavailable amounts, is reported only in the governmental funds balance sheet. The governmental funds report unavailable amounts for property taxes and grants. These amounts are deferred and recognized as an inflow of resources in the period that the amounts become available. Deferred inflows of resources related to pension and OPEB are reported on the government-wide statement of net position and are explained in Notes 10 and 11.

COSHOCTON CITY SCHOOL DISTRICT, OHIO

Notes to the Basic Financial Statements For the Fiscal Year Ended June 30, 2021

NOTE 2 - COMPLIANCE AND ACCOUNTABILITY

Fund Deficits - The fund deficits at June 30, 2021 of \$38,236 in the Student Wellness and Success Fund, \$297 in the Race to the Top Fund, \$52,885 in the Elementary and Secondary School Emergency Relief Fund, \$1,950 in the Coronavirus Relief Fund, \$102,143 in the Title VI-B Fund, and \$115,189 in the Title I Fund (special revenue funds) arose from the recognition of expenditures on the modified accrual basis which are greater than expenditures recognized on the budgetary basis. Deficits do not exist under the cash basis of accounting.

NOTE 3 – CHANGE IN ACCOUNTING PRINCIPLES AND RESTATEMENT OF NET POSITION/FUND BALANCE

For fiscal year 2021, the District implemented Governmental Accounting Standards Board (GASB) Statement No. 84, “Fiduciary Activities.”

GASB Statement No. 84 establishes criteria for identifying fiduciary activities of all state and local governments.

The implementation of GASB 84 had the following effect on net position/fund balance as reported June 30, 2020:

	Governmental Activities	General Fund	Other Governmental Funds	Total Governmental Funds
Net Position/Fund Balance June 30, 2020	(\$3,075,633)	\$2,323,492	\$2,200,966	\$6,719,821
Adjustments:				
GASB 84 Fund Reclassification	48,781	9,719	39,062	48,781
Restated Net Position/ Fund Balance June 30, 2020	<u>(\$3,026,852)</u>	<u>\$2,333,211</u>	<u>\$2,240,028</u>	<u>\$6,768,602</u>

This space intentionally left blank.

COSHOCTON CITY SCHOOL DISTRICT, OHIO

Notes to the Basic Financial Statements For the Fiscal Year Ended June 30, 2021

NOTE 4 – FUND BALANCES

Fund balance is classified as nonspendable, restricted, committed, assigned and/or unassigned based primarily on the extent to which the District is bound to observe constraints imposed upon the use of resources in the government funds. The constraints placed on fund balance for the major governmental funds and all other governmental funds are presented below:

<u>Fund Balances</u>	<u>General Fund</u>	<u>Debt Service Fund</u>	<u>Other Governmental Funds</u>	<u>Total Governmental Funds</u>
Nonspendable:				
Supplies Inventory	\$0	\$0	\$12,110	\$12,110
Unclaimed Funds	9,719	0	0	9,719
Total Nonspendable	9,719	0	12,110	21,829
Restricted:				
Food Service Operations	0	0	492,314	492,314
Staff Development and Support	0	0	150	150
Extracurricular Activities	0	0	38,229	38,229
Technology Improvements	0	0	4,550	4,550
Preschool Program	0	0	28,227	28,227
At Risk Student Instruction	0	0	11,210	11,210
Nonpublic School Support	0	0	31,957	31,957
Facilities Maintenance	0	0	820,772	820,772
Debt Service Payments	0	2,563,619	0	2,563,619
Capital Acquisition and Improvement	0	0	189,419	189,419
Other Purposes	0	0	117,857	117,857
Total Restricted	0	2,563,619	1,734,685	4,298,304
Committed:				
Capital Acquisition and Improvement	0	0	618,441	618,441
Total Committed	0	0	618,441	618,441
Assigned:				
Services and Supplies	344,122	0	0	344,122
Budget Resource	905,432	0	0	905,432
Public School Support	29,278	0	0	29,278
Total Assigned	1,278,832	0	0	1,278,832
Unassigned	804,794	0	(310,700)	494,094
Total Fund Balances	\$2,093,345	\$2,563,619	\$2,054,536	\$6,711,500

NOTE 5 - CASH, CASH EQUIVALENTS AND INVESTMENTS

Cash resources of several individual funds are combined to form a pool of cash, cash equivalents and investments.

Statutes require the classification of funds held by the District into three categories. Category 1 consists of “active” funds - those funds required to be kept in a “cash” or “near cash” status for immediate use by the District. Such funds must be maintained either as cash in the District Treasury or in depository accounts payable or withdrawable on demand, including negotiable order of withdrawal (NOW) accounts.

COSHOCTON CITY SCHOOL DISTRICT, OHIO

Notes to the Basic Financial Statements For the Fiscal Year Ended June 30, 2021

NOTE 5 - CASH, CASH EQUIVALENTS AND INVESTMENTS (Continued)

Category 2 consists of “inactive” funds - those funds not required for use within the current five year period of designation of depositories. Inactive funds may be deposited or invested only as certificates of deposit maturing not later than the end of the current period of designation of depositories.

Category 3 consists of “interim” funds - those funds which are not needed for immediate use but, which will be needed before the end of the current period of designation of depositories. Interim funds may be invested or deposited in the following securities:

- United States treasury notes, bills, bonds, or any other obligation or security issued by the United States treasury or any other obligation guaranteed as to principal or interest by the United States;
- Bonds, notes, debentures, or any other obligations or securities issued by any federal government agency or instrumentality, including but not limited to, the federal national mortgage association, federal home loan bank, federal farm credit bank, federal home loan mortgage corporation, government national mortgage association, and student loan marketing association. All federal agency securities shall be direct issuances of federal government agencies or instrumentalities;
- Written repurchase agreements in the securities listed above provided that the market value of the securities subject to the repurchase agreement must exceed the principal value of the agreement by at least two percent and be marked to market daily, and that the term of the agreement must not exceed thirty days;
- Interim deposits in eligible institutions applying for interim funds;
- Bonds and other obligations of the State of Ohio;
- No-load money market mutual funds consisting exclusively of obligations described in the first two bullets of this section and repurchase agreements secured by such obligations, provided that investments in securities described in this division are made only through eligible institutions;
- The State Treasury Asset Reserve of Ohio (STAR Ohio).
- Certain banker’s acceptance and commercial paper notes for a period not to exceed one hundred eighty days from the purchase date in an amount not to exceed twenty five percent of the interim monies available for investment at any one time; and
- Under limited circumstances, corporate debt interests rated in either of the two highest classifications by at least two nationally recognized rating agencies

COSHOCTON CITY SCHOOL DISTRICT, OHIO

Notes to the Basic Financial Statements For the Fiscal Year Ended June 30, 2021

NOTE 5 - CASH, CASH EQUIVALENTS AND INVESTMENTS (Continued)

A. Deposits

Custodial credit risk is the risk that in the event of bank failure, the District's deposits may not be returned to it. The District has no deposit policy for custodial risk beyond the requirements of State statute.

Ohio law requires that deposits be either insured or be protected by eligible securities pledged to the District and deposited with a qualified trustee by the financial institution as security for repayment whose market value at all times shall be at least 105 percent of the deposits being secured, or participation in the Ohio Pooled Collateral System (OPCS), a collateral pool of eligible securities deposited with a qualified trustee and pledged to the Treasurer of State to secure the repayment of all public monies deposited in the financial institution. OPCS requires the total market value of the securities pledged to be 102 percent of the deposits being secured or a rate set by the Treasurer of State. The District's policy is to deposit funds with banking institutions which collateralize public monies in accordance with the Ohio Revised Code.

At year end the carrying amount of the District's deposits was \$3,140,168 and the bank balance was \$3,672,225. Federal depository insurance covered \$750,000 of the bank balance and \$2,922,225 was exposed to custodial risk and was collateralized with securities held by the pledging financial institutions trust department or agent but not in the District's name and securities held in the Ohio Pooled Collateral System.

B. Investments

The District's investments at June 30, 2021 were as follows:

	Fair Value	Credit Rating	Fair Value Hierarchy	Investment Maturities (in Years)		
				less than 1	1-3	3-5
STAR Ohio ³	\$6,658,017	AAAm ¹	NA	\$6,658,017	\$0	\$0
Money Market Fund ³	6,563	AAAm ¹	NA	6,563	0	0
Mutual Funds	190,660	2-4 Star ²	Level 2	190,660	0	0
Exchange Traded Funds	212,634	2-4 Star ²	Level 2	212,634	0	0
Total Investments	\$7,067,874			\$7,067,874	\$0	\$0

¹ Standard & Poor's

² Morningstar

³ Reported at amortized cost

COSHOCTON CITY SCHOOL DISTRICT, OHIO

Notes to the Basic Financial Statements For the Fiscal Year Ended June 30, 2021

NOTE 5 - CASH, CASH EQUIVALENTS AND INVESTMENTS (Continued)

B. Investments (Continued)

Interest Rate Risk – The Ohio Revised Code generally limits security purchases to those that mature within five years of the settlement date.

Concentration of Credit Risk – The District places no limit on the amount the District may invest in one issuer.

C. Reconciliation of Cash, Cash Equivalents and Investments

The classification of cash, cash equivalents and investments on the financial statements is based on criteria set forth in GASB Statement No. 40. Certificates of deposit with an original maturity of three months or less are treated as cash equivalents. The classification of cash and cash equivalents (deposits) for purposes of this note are based on criteria set forth in GASB Statement No. 3.

	<u>Cash and Cash Equivalents</u>	<u>Investments</u>
Per Financial Statements	\$9,798,185	\$409,857
STAR Ohio	(6,658,017)	6,658,017
Per GASB Statement No. 3	<u>\$3,140,168</u>	<u>\$7,067,874</u>

This Space Intentionally Left Blank

COSHOCTON CITY SCHOOL DISTRICT, OHIO

Notes to the Basic Financial Statements For the Fiscal Year Ended June 30, 2021

NOTE 6 - PROPERTY TAXES

Property taxes are levied and assessed on a calendar year basis while the District fiscal year runs from July through June. First half tax collections are received by the District in the second half of the fiscal year. Second half tax distributions occur in the first half of the following fiscal year.

Property taxes include amounts levied against all real and public utility property located in the District. Real property tax revenue received in calendar year 2021 represents collections of calendar year 2020 taxes. Real property taxes received in calendar year 2021 were levied after April 1, 2020, on the assessed value listed as of January 1, 2020, the lien date. Assessed values for real property taxes are established by State law at 35 percent of appraised market value. Real property taxes are payable annually or semi-annually. If paid annually, payment is due December 31; if paid semi-annually, the first payment is due December 31 with the remainder payable by June 20. Under certain circumstances, State statute permits alternate payment dates to be established.

Public utility property tax revenue received in calendar year 2021 represents collections of calendar year 2020 taxes. Public utility real and tangible personal property taxes received in calendar year 2021 became a lien December 31, 2019, were levied after April 1, 2020 and are collected with real property taxes. Public utility real property is assessed at 35 percent of true value; public utility tangible personal property currently is assessed at varying percentages of true value.

The County Treasurer collects property taxes on behalf of all taxing districts in the County including Coshocton City School District. The County Auditor periodically remits to the District its portion of the taxes collected. The assessed values for collection in fiscal year 2021 were as follows:

	2020 Second Half Collections	2021 First Half Collections
Agricultural/Residential and Other Real Estate	\$163,702,030	\$156,387,290
Public Utility Personal	12,187,830	12,809,570
Total Assessed Value	<u>\$175,889,860</u>	<u>\$169,196,860</u>
Tax rate per \$1,000 of assessed valuation	\$59.66	\$59.94

COSHOCTON CITY SCHOOL DISTRICT, OHIO

***Notes to the Basic Financial Statements
For the Fiscal Year Ended June 30, 2021***

NOTE 7 - RECEIVABLES

Receivables at June 30, 2021 consisted of taxes, accounts, interest, and intergovernmental receivables.

NOTE 8 - INTERFUND RECEIVABLES/PAYABLES AND TRANSFERS

Following is a summary of interfund receivables/payables for all funds at June 30, 2021:

	Interfund Loans Receivable	Interfund Loans Payable
General Fund	\$404,327	\$0
Other Governmental Funds	0	404,327
Totals	<u>\$404,327</u>	<u>\$404,327</u>

These Interfund Loans are short-term loans to prevent a temporary cash deficit.

Following is a summary of transfers in and out for all funds for fiscal year 2021:

Fund	Transfers In	Transfers Out
Governmental Funds:		
General Fund	\$0	\$35,580
Other Governmental Funds	35,580	0
Totals	<u>\$35,580</u>	<u>\$35,580</u>

Transfers are used to move revenues from the funds that statute or budget requires to collect them to the funds that statute or budget requires to expend them; to segregate money for anticipated capital projects; to provide additional resources for current operations or debt service; to return money to the fund from which it was originally provided once a project is completed; to transfer capital assets; and to use unrestricted revenues collected in the general fund to finance various programs accounted for in other funds in accordance with budgetary authorizations. All transfers made in fiscal year 2021 were allowable under Ohio Revised Code Sections 5705.14, 5705.15, and 5705.16.

COSHOCTON CITY SCHOOL DISTRICT, OHIO

**Notes to the Basic Financial Statements
For the Fiscal Year Ended June 30, 2021**

NOTE 9 - CAPITAL ASSETS

Summary by category of changes in governmental activities capital assets at June 30, 2021:

Historical Cost:	Balance at			Balance at
Class	June 30, 2020	Additions	Deletions	June 30, 2021
Capital assets not being depreciated:				
Land	\$652,141	\$0	\$0	\$652,141
Capital assets being depreciated:				
Land Improvements	2,107,825	55,810	0	2,163,635
Buildings and Improvements	28,324,942	25,735	0	28,350,677
Machinery and Equipment	4,477,967	491,258	0	4,969,225
Vehicles	1,122,113	247,349	(52,825)	1,316,637
Total Cost	<u>\$36,684,988</u>	<u>\$820,152</u>	<u>(\$52,825)</u>	<u>\$37,452,315</u>
Accumulated Depreciation:				
Class	Balance at			Balance at
Class	June 30, 2020	Additions	Deletions	June 30, 2021
Land Improvements	(\$1,463,694)	(\$96,531)	\$0	(\$1,560,225)
Buildings and Improvements	(9,951,897)	(616,264)	0	(10,568,161)
Machinery and Equipment	(3,060,489)	(422,989)	0	(3,483,478)
Vehicles	(848,874)	(76,778)	52,825	(872,827)
Total Depreciation	<u>(\$15,324,954)</u>	<u>(\$1,212,562) *</u>	<u>\$52,825</u>	<u>(\$16,484,691)</u>
Net Value:	<u>\$21,360,034</u>			<u>\$20,967,624</u>

* Depreciation was charged to governmental functions as follows:

Instruction	\$713,243
Support Services:	
Pupils	10,283
Instructional Staff	5,986
Administration	1,418
Fiscal Services	284
Operation and Maintenance of Plant	289,005
Transportation	76,513
Central	4,714
Operation of Non-Instructional:	
Food Service Operations	59,696
Community Services	3,557
Extracurricular Activities	<u>47,863</u>
Total Depreciation Expense	<u>\$1,212,562</u>

COSHOCTON CITY SCHOOL DISTRICT, OHIO

Notes to the Basic Financial Statements For the Fiscal Year Ended June 30, 2021

NOTE 10- DEFINED BENEFIT PENSION PLANS

All of the District's full-time employees participate in one of two separate retirement systems which are cost-sharing, multiple-employer defined benefit pension plans.

A. Net Pension Liability

The net pension liability reported on the statement of net position represents a liability to employees for pensions. Pensions are a component of exchange transactions—between an employer and its employees—of salaries and benefits for employee services. Pensions are provided to an employee—on a deferred-payment basis—as part of the total compensation package offered by an employer for employee services each financial period. The obligation to sacrifice resources for pensions is a present obligation because it was created as a result of employment exchanges that already have occurred.

The net pension liability represents the District's proportionate share of each pension plan's collective actuarial present value of projected benefit payments attributable to past periods of service, net of each pension plan's fiduciary net position. The net pension liability calculation is dependent on critical long-term variables, including estimated average life expectancies, earnings on investments, cost of living adjustments and others. While these estimates use the best information available, unknowable future events require adjusting this estimate annually.

Ohio Revised Code limits the District's obligation for this liability to annually required payments. The District cannot control benefit terms or the manner in which pensions are financed; however, the District does receive the benefit of employees' services in exchange for compensation including pension.

GASB 68 assumes the liability is solely the obligation of the employer, because (1) they benefit from employee services; and (2) State statute requires all funding to come from these employers. All contributions to date have come solely from these employers (which also includes costs paid in the form of withholdings from employees). State statute requires the pension plans to amortize unfunded liabilities within 30 years. If the amortization period exceeds 30 years, each pension plan's board must propose corrective action to the State legislature. Any resulting legislative change to benefits or funding could significantly affect the net pension liability. Resulting adjustments to the net pension liability would be effective when the changes are legally enforceable.

The proportionate share of each plan's unfunded benefits is presented as a long-term net pension liability on the accrual basis of accounting. Any liability for the contractually-required pension contribution outstanding at the end of the year is included in intergovernmental payable on both the accrual and modified accrual bases of accounting.

COSHOCTON CITY SCHOOL DISTRICT, OHIO

***Notes to the Basic Financial Statements
For the Fiscal Year Ended June 30, 2021***

NOTE 10 - DEFINED BENEFIT PENSION PLANS (Continued)

B. Plan Description

School Employees Retirement System (SERS)

Plan Description – District non-teaching employees participate in SERS, a cost-sharing multiple-employer defined benefit pension plan administered by SERS. SERS provides retirement, disability and survivor benefits, annual cost-of-living adjustments, and death benefits to plan members and beneficiaries. Authority to establish and amend benefits is provided by Ohio Revised Code Chapter 3309. SERS issues a publicly available, stand-alone financial report that includes financial statements, required supplementary information and detailed information about SERS’ fiduciary net position. That report can be obtained by visiting the SERS website at www.ohsers.org under Employers/Audit Resources.

Age and service requirements for retirement are as follows:

	Eligible to Retire on or before August 1, 2017 *	Eligible to Retire on or after August 1, 2017
Full Benefits	Any age with 30 years of service credit	Age 67 with 10 years of service credit; or Age 57 with 30 years of service credit
Actuarially Reduced Benefits	Age 60 with 5 years of service credit Age 55 with 25 years of service credit	Age 62 with 10 years of service credit; or Age 60 with 25 years of service credit

* Members with 25 years of service credit as of August 1, 2017, will be included in this plan.

Annual retirement benefits are calculated based on final average salary multiplied by a percentage that varies based on year of service; 2.2 percent for the first thirty years of service and 2.5 percent for years of service credit over 30. Final average salary is the average of the highest three years of salary.

An individual whose benefit effective date is before April 1, 2018, is eligible for a cost of living adjustment (COLA) on the first anniversary date of the benefit. Beginning April 1, 2018, new benefit recipients must wait until the fourth anniversary of their benefit for COLA eligibility. The COLA is added each year to the base benefit amount on the anniversary date of the benefit. A three-year COLA suspension is in effect for all benefit recipients for the years 2018, 2019, and 2020. Upon resumption of the COLA, it will be indexed to the percentage increase in the CPI-W, not to exceed 2.5 percent and with a floor of 0 percent. In 2020, the Board of Trustees approved a 0.5 percent cost-of-living adjustment (COLA) for eligible retirees and beneficiaries in 2021.

Funding Policy – Plan members are required to contribute 10 percent of their annual covered salary and the District is required to contribute 14 percent of annual covered payroll. The contribution requirements of plan members and employers are established and may be amended by the SERS’ Retirement Board up to statutory maximum amounts of 10 percent for plan members and 14 percent for employers. The Retirement Board, acting with the advice of the actuary, allocates the employer contribution rate among four of the System’s funds (Pension Trust Fund, Death Benefit Fund, Medicare B Fund, and Health Care Fund). For the fiscal year ended June 30, 2021, the allocation to pension, death benefits, and Medicare B was 14 percent. No amount was allocated to the Health Care Fund.

COSHOCTON CITY SCHOOL DISTRICT, OHIO

Notes to the Basic Financial Statements For the Fiscal Year Ended June 30, 2021

NOTE 10 - DEFINED BENEFIT PENSION PLANS (Continued)

B. Plan Description (Continued)

The District's contractually required contribution to SERS was \$318,027 for fiscal year 2021.

State Teachers Retirement System (STRS)

Plan Description –District licensed teachers and other faculty members participate in STRS Ohio, a cost-sharing multiple-employer public employee retirement system administered by STRS. STRS provides retirement and disability benefits to members and death and survivor benefits to beneficiaries. STRS issues a stand-alone financial report that includes financial statements, required supplementary information and detailed information about STRS' fiduciary net position. That report can be obtained by writing to STRS, 275 E. Broad St., Columbus, OH 43215-3771, by calling (888) 227-7877, or by visiting the STRS Web site at www.strsoh.org.

New members have a choice of three retirement plans; a Defined Benefit (DB) Plan, a Defined Contribution (DC) Plan and a Combined Plan. Benefits are established by Ohio Revised Code Chapter 3307. The DB plan offers an annual retirement allowance based on final average salary multiplied by a percentage that varies based on years of service. Effective August 1, 2015, the calculation is 2.2 percent of final average salary for the five highest years of earnings multiplied by all years of service. In April 2017, the Retirement Board made the decision to reduce COLA granted on or after July 1, 2017, to 0 percent to preserve the fiscal integrity of the retirement system. Benefit recipients' base benefit and past cost-of living increases are not affected by this change. Members are eligible to retire at age 60 with five years of qualifying service credit, or age 55 with 27 years of service, or 30 years of service regardless of age. Eligibility changes will be phased in until August 1, 2026, when retirement eligibility for unreduced benefits will be five years of service credit and age 65, or 35 years of service credit and at least age 60.

The DC Plan allows members to place all their member contributions and 9.53 percent of the 14 percent employer contributions into an investment account. Investment allocation decisions are determined by the member. The remaining 4.47 percent of the 14 percent employer rate is allocated to the defined benefit unfunded liability. A member is eligible to receive a retirement benefit at age 50 and termination of employment. The member may elect to receive a lifetime monthly annuity or a lump sum withdrawal.

The Combined Plan offers features of both the DB Plan and the DC Plan. In the Combined Plan, 12 percent of the 14 percent member rate goes to the DC Plan and the remaining 2 percent is applied to the DB Plan. Member contributions to the DC Plan are allocated among investment choices by the member, and contributions to the DB Plan from the employer and the member are used to fund the defined benefit payment at a reduced level from the regular DB Plan. The defined benefit portion of the Combined Plan payment is payable to a member on or after age 60 with five years of service. The defined contribution portion of the account may be taken as a lump sum payment or converted to a lifetime monthly annuity at age fifty and after termination of employment.

COSHOCTON CITY SCHOOL DISTRICT, OHIO

Notes to the Basic Financial Statements For the Fiscal Year Ended June 30, 2021

NOTE 10 - DEFINED BENEFIT PENSION PLANS (Continued)

B. Plan Description (Continued)

New members who choose the DC plan or Combined Plan will have another opportunity to reselect a permanent plan during their fifth year of membership. Members may remain in the same plan or transfer to another STRS plan. The optional annuitization of a member's defined contribution account or the defined contribution portion of a member's Combined Plan account to a lifetime benefit results in STRS bearing the risk of investment gain or loss on the account. STRS has therefore included all three plan options as one defined benefit plan for GASB 68 reporting purposes.

A DB or Combined Plan member with five or more years of credited service who is determined to be disabled may qualify for a disability benefit. New members must have at least ten years of qualifying service credit that apply for disability benefits. Members in the DC Plan who become disabled are entitled only to their account balance. Eligible survivors of members who die before service retirement may qualify for monthly benefits. If a member of the DC Plan dies before retirement benefits begin, the member's designated beneficiary is entitled to receive the member's account balance.

Funding Policy – Employer and member contribution rates are established by the State Teachers Retirement Board and limited by Chapter 3307 of the Ohio Revised Code. For the fiscal year ended June 30, 2021, the employer rate was 14% and the member rate was 14% of covered payroll. The fiscal year 2021 contribution rates were equal to the statutory maximum rates, and the full employer contribution was allocated to the pension fund.

The District's contractually required contribution to STRS was \$1,168,932 for fiscal year 2021. Of this amount \$216,428 is reported as an intergovernmental payable.

C. Pension Liabilities, Pension Expense, and Deferred Outflows of Resources and Deferred Inflows of Resources Related to Pensions

The net pension liability was measured as of June 30, 2020, and the total pension liability used to calculate the net pension liability was determined by an actuarial valuation as of that date. The District's proportion of the net pension liability was based on the District's share of contributions to the pension plan relative to the contributions of all participating entities.

This space intentionally left blank.

COSHOCTON CITY SCHOOL DISTRICT, OHIO

***Notes to the Basic Financial Statements
For the Fiscal Year Ended June 30, 2021***

NOTE 10 - DEFINED BENEFIT PENSION PLANS (Continued)

C. Pension Liabilities, Pension Expense, and Deferred Outflows of Resources and Deferred Inflows of Resources Related to Pensions (Continued)

Following is information related to the proportionate share and pension expense:

	<u>SERS</u>	<u>STRS</u>	<u>Total</u>
Proportionate Share of the Net Pension Liability	\$4,436,603	\$17,630,424	\$22,067,027
Proportion of the Net Pension Liability -2021	0.0670768%	0.0728637%	
Proportion of the Net Pension Liability -2020	0.0711292%	0.0734094%	
Percentage Change	<u>(0.0040524%)</u>	<u>(0.0005457%)</u>	
Pension Expense	\$429,933	\$1,883,155	\$2,313,088

At June 30, 2021, the District reported deferred outflows of resources and deferred inflows of resources related to pensions from the following sources:

	<u>SERS</u>	<u>STRS</u>	<u>Total</u>
Deferred Outflows of Resources			
Differences between expected and actual experience	\$8,618	\$39,559	\$48,177
Change of assumptions	0	946,412	946,412
Net difference between projected and actual earnings on pension plan investments	281,634	857,367	1,139,001
District contributions subsequent to the measurement date	318,027	1,168,932	1,486,959
Changes in proportionate share	0	255,083	255,083
Total Deferred Outflows of Resources	<u>\$608,279</u>	<u>\$3,267,353</u>	<u>\$3,875,632</u>
Deferred Inflows of Resources			
Differences between expected and actual experience	\$0	\$112,731	\$112,731
Changes in proportionate share and differences between District contributions and proportionate share of contributions	178,864	136,771	315,635
Total Deferred Inflows of Resources	<u>\$178,864</u>	<u>\$249,502</u>	<u>\$428,366</u>

\$1,486,959 reported as deferred outflows of resources related to pension resulting from District contributions subsequent to the measurement date will be recognized as a reduction of the net pension liability in the year ending June 30, 2022. Other amounts reported as deferred outflows of resources and deferred inflows of resources related to pension will be recognized in pension expense as follows:

	<u>SERS</u>	<u>STRS</u>	<u>Total</u>
Fiscal Year Ending June 30:			
2022	(\$124,623)	\$604,242	\$479,619
2023	30,445	349,077	379,522
2024	117,392	495,555	612,947
2025	88,174	400,045	488,219
Total	<u>\$111,388</u>	<u>\$1,848,919</u>	<u>\$1,960,307</u>

COSHOCTON CITY SCHOOL DISTRICT, OHIO

Notes to the Basic Financial Statements For the Fiscal Year Ended June 30, 2021

NOTE 10 - DEFINED BENEFIT PENSION PLANS (Continued)

D. Actuarial Assumptions

School Employees Retirement System (SERS)

SERS' total pension liability was determined by their actuaries in accordance with GASB Statement No. 67, as part of their annual actuarial valuation for each defined benefit retirement plan. Actuarial valuations of an ongoing plan involve estimates of the value of reported amounts (e.g., salaries, credited service) and assumptions about the probability of occurrence of events far into the future (e.g., mortality, disabilities, retirements, employment termination). Actuarially determined amounts are subject to continual review and potential modifications, as actual results are compared with past expectations and new estimates are made about the future.

Projections of benefits for financial reporting purposes are based on the substantive plan (the plan as understood by the employers and plan members) and include the types of benefits provided at the time of each valuation and the historical pattern of sharing benefit costs between the employers and plan members to that point. The projection of benefits for financial reporting purposes does not explicitly incorporate the potential effects of legal or contractual funding limitations.

Actuarial calculations reflect a long-term perspective. For a newly hired employee, actuarial calculations will take into account the employee's entire career with the employer and also take into consideration the benefits, if any, paid to the employee after termination of employment until the death of the employee and any applicable contingent annuitant. In many cases actuarial calculations reflect several decades of service with the employer and the payment of benefits after termination.

Key methods and assumptions used in calculating the total pension liability in the latest actuarial valuation, prepared as of June 30, 2020, are presented below:

Wage Inflation	3.00 percent
Future Salary Increases, including inflation	3.50 percent to 18.20 percent
COLA or Ad Hoc COLA	2.5 percent
Investment Rate of Return	7.50 percent net of investment expense, including inflation
Actuarial Cost Method	Entry Age Normal

For 2020, the mortality rates were based on the RP-2014 Blue Collar Mortality Table with fully generational projection and a five year age set-back for both males and females. Mortality among service retired members, and beneficiaries were based upon the RP-2014 Blue Collar Mortality Table with fully generational projection with Scale BB, 120 percent of male rates, and 110 percent of female rates. Mortality among disable members were based upon the RP-2000 Disabled Mortality Table, 90 percent for male rates and 100 percent for female rates, set back five years is used for the period after disability retirement.

The most recent experience study was completed June 30, 2015.

COSHOCTON CITY SCHOOL DISTRICT, OHIO

Notes to the Basic Financial Statements For the Fiscal Year Ended June 30, 2021

NOTE 10 - DEFINED BENEFIT PENSION PLANS (Continued)

D. Actuarial Assumptions (Continued)

The long-term return expectation for the Pension Plan Investments has been determined by using a building-block approach and assumes a time horizon, as defined in SERS' *Statement of Investment Policy*. A forecasted rate of inflation serves as the baseline for the return expectation. Various real return premiums over the baseline inflation rate have been established for each asset class. The long-term expected nominal rate of return has been determined by calculating an arithmetic weighted average of the expected real return premiums for each asset class, adding the projected inflation rate, and adding the expected return from rebalanced uncorrelated asset classes. The target allocation and best estimates of arithmetic real rates of return for each major assets class are summarized in the following table:

<u>Asset Class</u>	<u>Target Allocation</u>	<u>Long Term Expected Real Rate of Return</u>
Cash	2.00 %	1.85 %
US Stocks	22.50	5.75
Non-US Stocks	22.50	6.50
Fixed Income	19.00	2.85
Private Equity	12.00	7.60
Real Assets	17.00	6.60
Multi-Asset Strategies	5.00	6.65
Total	<u>100.00 %</u>	

Discount Rate - The total pension liability was calculated using the discount rate of 7.50 percent. The projection of cash flows used to determine the discount rate assumed the contributions from employers and from the members would be computed based on contribution requirements as stipulated by State statute. Projected inflows from investment earning were calculated using the long-term assumed investment rate of return (7.50 percent). Based on those assumptions, the plan's fiduciary net position was projected to be available to make all future benefit payments of current plan members. Therefore, the long-term expected rate of return on pension plan investments was applied to all periods of projected benefits to determine the total pension liability.

Sensitivity of the District's Proportionate Share of the Net Pension Liability to Changes in the Discount Rate - Net pension liability is sensitive to changes in the discount rate, and to illustrate the potential impact the following table presents the net pension liability calculated using the discount rate of 7.50 percent, as well as what each plan's net pension liability would be if it were calculated using a discount rate that is one percentage point lower (6.50 percent), or one percentage point higher (8.50 percent) than the current rate.

COSHOCTON CITY SCHOOL DISTRICT, OHIO

***Notes to the Basic Financial Statements
For the Fiscal Year Ended June 30, 2021***

NOTE 10 - DEFINED BENEFIT PENSION PLANS (Continued)

D. Actuarial Assumptions (Continued)

	1% Decrease (6.50%)	Current Discount Rate (7.50%)	1% Increase (8.50%)
District's proportionate share of the net pension liability	\$6,077,601	\$4,436,603	\$3,059,770

State Teachers Retirement System (STRS)

Key methods and assumptions used in the latest actuarial valuation, reflecting experience study results used in the July 1, 2020 actuarial valuation are presented below:

Inflation	2.50 percent
Projected salary increases	12.50 percent at age 20 to 2.50 percent at age 65
Investment Rate of Return	7.45 percent, net of investment expenses, including inflation
Discount Rate	7.45 percent
Payroll Increases	3 percent
Cost-of-Living Adjustments (COLA)	0.0 percent, effective July 1, 2017

Post-retirement mortality rates for healthy retirees are based on the RP-2014 Annuitant Mortality Table with 50 percent of rates through age 69, 70 percent of rates between ages 70 and 79, 90 percent of rates between ages 80 and 84, and 100 percent of rates thereafter, projected forward generationally using mortality improvement scale MP-2016. Post-retirement disabled mortality rates are based on the RP-2014 Disabled Mortality Table with 90 percent of rates for males and 100 percent of rates for females, projected forward generationally using mortality improvement scale MP-2016. Pre-retirement mortality rates are based on RP-2014 Employee Mortality Table, projected forward generationally using mortality improvement scale MP-2016.

Actuarial assumptions used in the July 1, 2020 valuation are based on the results of an actuarial experience study for the period July 1, 2011 through June 30, 2016.

The 10 year expected real rate of return on pension plan investments was determined by STRS' investment consultant by developing best estimates of expected future real rates of return for each major asset class. The target allocation and best estimates of geometric real rates of return for each major asset class are summarized as follows:

COSHOCTON CITY SCHOOL DISTRICT, OHIO

**Notes to the Basic Financial Statements
For the Fiscal Year Ended June 30, 2021**

NOTE 10 - DEFINED BENEFIT PENSION PLANS (Continued)

D. Actuarial Assumptions (Continued)

Asset Class	Target Allocation *	Long Term Expected Rate of Return **
Domestic Equity	28.00 %	7.35 %
International Equity	23.00	7.55
Alternatives	17.00	7.09
Fixed Income	21.00	3.00
Real Estate	10.00	6.00
Liquidity Reserves	1.00	2.25
Total	<u>100.00 %</u>	

*Target weights will be phased in over a 24-month period concluding on July 1, 2019.

**10-Year geometric nominal returns, which include the real rate of return and inflation of 2.25% and does not include investment expenses. Over a 30-year period, STRS' investment consultant indicates that the above target allocations should generate a return above the actuarial rate of return, without net value added by management.

Discount Rate - The discount rate used to measure the total pension liability was 7.45 percent as of June 30, 2020. The projection of cash flows used to determine the discount rate assumes member and employer contributions will be made at the statutory contribution rates in accordance with rate increases described above. For this purpose, only employer contributions that are intended to fund benefits of current plan members and their beneficiaries are included. Projected employer contributions that are intended to fund the service costs of future plan members and their beneficiaries, as well as projected contributions from future plan members, are not included. Based on those assumptions, STRS' fiduciary net position was projected to be available to make all projected future benefit payments to current plan members as of June 30, 2020. Therefore, the long-term expected rate of return on pension plan investments of 7.45 percent was applied to all periods of projected benefit payments to determine the total pension liability as of June 30, 2020.

Sensitivity of the District's Proportionate Share of the Net Pension Liability to Changes in the Discount Rate - The following table presents the District's proportionate share of the net pension liability calculated using the current period discount rate assumption of 7.45 percent, as well as what the District's proportionate share of the net pension liability would be if it were calculated using a discount rate that is one-percentage-point lower (6.45 percent) or one-percentage-point higher (8.45 percent) than the current rate:

	1% Decrease (6.45%)	Current Discount Rate (7.45%)	1% Increase (8.45%)
District's proportionate share of the net pension liability	\$25,102,649	\$17,630,424	\$11,298,329

COSHOCTON CITY SCHOOL DISTRICT, OHIO

Notes to the Basic Financial Statements For the Fiscal Year Ended June 30, 2021

NOTE 11 - DEFINED BENEFIT OPEB PLANS

A. Net OPEB Liability

The net OPEB liability (asset) reported on the statement of net position represents a liability (asset) for OPEB. OPEB is a component of exchange transactions—between an employer and its employees—of salaries and benefits for employee services. OPEB are provided to an employee—on a deferred-payment basis—as part of the total compensation package offered by an employer for employee services each financial period. The obligation to sacrifice resources for OPEB is a present obligation because it was created as a result of employment exchanges that already have occurred.

The net OPEB liability (asset) represents the District's proportionate share of each OPEB plan's collective actuarial present value of projected benefit payments attributable to past periods of service, net of each OPEB plan's fiduciary net position. The net OPEB liability (asset) calculation is dependent on critical long-term variables, including estimated average life expectancies, earnings on investments, cost of living adjustments and others. While these estimates use the best information available, unknowable future events require adjusting these estimates annually.

Ohio Revised Code limits the District's obligation to annually required payments. The District cannot control benefit terms or the manner in which OPEB are financed; however, the District does receive the benefit of employees' services in exchange for compensation including OPEB.

GASB 75 assumes the liability is solely the obligation of the employer, because they benefit from employee services. OPEB contributions come from these employers and health care plan enrollees which pay a portion of the health care costs in the form of a monthly premium. The Ohio revised Code permits, but does not require the retirement systems to provide healthcare to eligible benefit recipients. Any change to benefits or funding could significantly affect the net OPEB liability (asset). Resulting adjustments to the net OPEB liability (asset) would be effective when the changes are legally enforceable. The retirement systems may allocate a portion of the employer contributions to provide for these OPEB benefits.

The proportionate share of each plan's unfunded benefits is presented as a long-term *net OPEB liability* on the accrual basis of accounting. Any liability for the contractually-required OPEB contribution outstanding at the end of the year is included in *intergovernmental payable* on both the accrual and modified accrual bases of accounting.

B. Plan Description

School Employees Retirement System (SERS)

Health Care Plan Description - The District contributes to the SERS Health Care Fund, administered by SERS for non-certificated retirees and their beneficiaries. For GASB 75 purposes, this plan is considered a cost-sharing other postemployment benefit (OPEB) plan. SERS' Health Care Plan provides healthcare benefits to eligible individuals receiving retirement, disability, and survivor benefits, and to their eligible dependents. Members who retire after June 1, 1986, need 10 years of service credit, exclusive of most types of purchased credit, to qualify to participate in SERS' health care coverage.

COSHOCTON CITY SCHOOL DISTRICT, OHIO

Notes to the Basic Financial Statements For the Fiscal Year Ended June 30, 2021

NOTE 11 - DEFINED BENEFIT OPEB PLANS (Continued)

B. Plan Description (Continued)

In addition to age and service retirees, disability benefit recipients and beneficiaries who are receiving monthly benefits due to the death of a member or retiree, are eligible for SERS' health care coverage. Most retirees and dependents choosing SERS' health care coverage are over the age of 65 and therefore enrolled in a fully insured Medicare Advantage plan; however, SERS maintains a traditional, self-insured preferred provider organization for its non-Medicare retiree population. For both groups, SERS offers a self-insured prescription drug program. Health care is a benefit that is permitted, not mandated, by statute. The financial report of the Plan is included in the SERS Comprehensive Annual Financial Report which can be obtained on SERS' website at www.ohsers.org under Employers/Audit Resources.

Access to health care for retirees and beneficiaries is permitted in accordance with Section 3309 of the Ohio Revised Code. The Health Care Fund was established and is administered in accordance with Internal Revenue Code Section 105(e). SERS' Retirement Board reserves the right to change or discontinue any health plan or program. Active employee members do not contribute to the Health Care Plan. The SERS Retirement Board established the rules for the premiums paid by the retirees for health care coverage for themselves and their dependents or for their surviving beneficiaries. Premiums vary depending on the plan selected, qualified years of service, Medicare eligibility, and retirement status.

Funding Policy – State statute permits SERS to fund the health care benefits through employer contributions. Each year, after the allocation for statutorily required pensions and benefits, the Retirement Board may allocate the remainder of the employer contribution of 14 percent of covered payroll to the Health Care Fund in accordance with the funding policy. For fiscal year 2021, 0.0 percent of covered payroll was contributed to health care. An additional health care surcharge on employers is collected for employees earning less than an actuarially determined minimum compensation amount, pro-rated if less than a full year of service credit was earned. For fiscal year 2021, this amount was \$23,000. Statutes provide that no employer shall pay a health care surcharge greater than 2 percent of that employer's SERS-covered payroll; nor may SERS collect in aggregate more than 1.5 percent of the total statewide SERS-covered payroll for the health care surcharge. For fiscal year 2021, the District's surcharge obligation was \$43,246.

The surcharge, added to the allocated portion of the 14 percent employer contribution rate is the total amount assigned to the Health Care Fund. The District's contractually required contribution to SERS was \$43,246 for fiscal year 2021, which is reported as an intergovernmental payable.

COSHOCTON CITY SCHOOL DISTRICT, OHIO

***Notes to the Basic Financial Statements
For the Fiscal Year Ended June 30, 2021***

NOTE 11 - DEFINED BENEFIT OPEB PLANS (Continued)

B. Plan Description (Continued)

State Teachers Retirement System (STRS)

Plan Description – The District contributes to the cost sharing multiple employer defined benefit Health Plan administered by the State Teachers Retirement System of Ohio (STRS Ohio) for eligible retirees who participated in the defined benefit or combined pension plans offered by STRS Ohio. Benefits include hospitalization, physicians’ fees, prescription drugs and reimbursement of monthly Medicare Part B premiums. The Plan is included in the report of STRS Ohio which may be obtained by visiting www.strsoh.org or by calling (888) 227-7877.

Funding Policy – Ohio Revised Code Chapter 3307 authorizes STRS Ohio to offer the Plan and gives the Retirement Board authority over how much, if any, of the health care costs will be absorbed by STRS Ohio. Active employee members do not contribute to the Plan. All benefit recipients pay a monthly premium. Under Ohio law, funding for post-employment health care may be deducted from employer contributions. For 2021, STRS Ohio allocated employer contributions equal to zero percent of covered payroll to the Health Care Stabilization Fund.

C. OPEB Liability (Asset), OPEB Expense, and Deferred Outflows of Resources and Deferred Inflows of Resources Related to OPEB

The net OPEB liability (asset) was measured as of June 30, 2020, and the total OPEB liability used to calculate the net OPEB liability (asset) was determined by an actuarial valuation as of that date. The District's proportion of the net OPEB liability (asset) was based on the District's share of contributions to the pension and OPEB plans relative to the projected contributions of all participating entities. Following is information related to the proportionate share:

	<u>SERS</u>	<u>STRS</u>	<u>Total</u>
Proportionate Share of the Net OPEB Liability (Asset)	\$1,490,876	(\$1,280,579)	\$210,297
Proportion of the Net OPEB Liability (Asset) -2021	0.0685988%	0.0728637%	
Proportion of the Net OPEB Liability (Asset) -2020	<u>0.0730472%</u>	<u>0.0734094%</u>	
Percentage Change	<u>(0.0044484%)</u>	<u>(0.0005457%)</u>	
OPEB Expense	\$7,250	(\$67,078)	(\$59,828)

COSHOCTON CITY SCHOOL DISTRICT, OHIO

***Notes to the Basic Financial Statements
For the Fiscal Year Ended June 30, 2021***

NOTE 11 - DEFINED BENEFIT OPEB PLANS (Continued)

C. OPEB Liability (Asset), OPEB Expense, and Deferred Outflows of Resources and Deferred Inflows of Resources Related to OPEB (Continued)

At June 30, 2021, the District reported deferred outflows of resources and deferred inflows of resources related to OPEB from the following sources:

	SERS	STRS	Total
Deferred Outflows of Resources			
Differences between expected and actual experience	\$19,582	\$82,055	\$101,637
Changes of assumptions	254,143	21,137	275,280
Net difference between projected and actual earnings on OPEB plan investments	16,795	44,879	61,674
Changes in proportionate share	156,442	39,155	195,597
District contributions subsequent to the measurement date	43,246	0	43,246
Total Deferred Outflows of Resources	\$490,208	\$187,226	\$677,434
Deferred Inflows of Resources			
Differences between expected and actual experience	\$758,215	\$255,073	\$1,013,288
Changes of assumptions	37,552	1,216,337	1,253,889
Changes in proportionate share	149,571	0	149,571
Total Deferred Inflows of Resources	\$945,338	\$1,471,410	\$2,416,748

\$43,246 reported as deferred outflows of resources related to OPEB resulting from District contributions subsequent to the measurement date will be recognized as a reduction of the net OPEB liability in the year ending June 30, 2022. Other amounts reported as deferred outflows of resources and deferred inflows of resources related to OPEB will be recognized in OPEB expense as follows:

	SERS	STRS	Total
Fiscal Year Ending June 30:			
2022	(\$84,584)	(\$320,730)	(\$405,314)
2023	(83,368)	(290,355)	(373,723)
2024	(83,567)	(279,698)	(363,265)
2025	(109,018)	(273,107)	(382,125)
2026	(100,614)	(58,415)	(159,029)
Thereafter	(37,225)	(61,879)	(99,104)
Total	(\$498,376)	(\$1,284,184)	(\$1,782,560)

COSHOCTON CITY SCHOOL DISTRICT, OHIO

Notes to the Basic Financial Statements For the Fiscal Year Ended June 30, 2021

NOTE 11 - DEFINED BENEFIT OPEB PLANS (Continued)

D. Actuarial Assumptions

School Employees Retirement System (SERS)

The total OPEB liability is determined by SERS' actuaries in accordance with GASB Statement No. 74, as part of their annual actuarial valuation for each retirement plan. Actuarial valuations of an ongoing plan involve estimates of the value of reported amounts (e.g., salaries, credited service) and assumptions about the probability of occurrence of events far into the future (e.g., mortality, disabilities, retirements, employment terminations). Actuarially determined amounts are subject to continual review and potential modifications, as actual results are compared with past expectations and new estimates are made about the future.

Projections of benefits for financial reporting purposes are based on the substantive plan (the plan as understood by the employers and plan members) and include the types of benefits provided at the time of each valuation and the historical pattern of sharing benefit costs between the employers and plan members to that point. The projection of benefits for financial reporting purposes does not explicitly incorporate the potential effects of legal or contractual funding limitations.

Actuarial calculations reflect a long-term perspective. For a newly hired employee, actuarial calculations will take into account the employee's entire career with the employer and also take into consideration the benefits, if any, paid to the employee after termination of employment until the death of the employee and any applicable contingent annuitant. In many cases, actuarial calculations reflect several decades of service with the employer and the payment of benefits after termination.

Key methods and assumptions used in calculating the total OPEB liability in the latest actuarial valuation, prepared as of June 30, 2020, are presented below:

Wage Inflation	3.00 percent
Future Salary Increases, including inflation	3.50 percent to 18.20 percent
Investment Rate of Return	7.50 percent net of investment expense, including inflation
Municipal Bond Index Rate:	
Measurement Date	2.45 percent
Prior Measurement Date	3.13 percent
Single Equivalent Interest Rate, net of plan investment expense, including price inflation	
Measurement Date	2.63 percent
Prior Measurement Date	3.22 percent
Medical Trend Assumption	
Medicare - Measurement Date	5.25 to 4.75 percent
Pre-Medicare - Measurement Date	7.00 to 4.75 percent
Medicare - Prior Measurement Date	5.25 to 4.75 percent
Pre-Medicare - Prior Measurement Date	7.00 to 4.75 percent

COSHOCTON CITY SCHOOL DISTRICT, OHIO

Notes to the Basic Financial Statements For the Fiscal Year Ended June 30, 2021

NOTE 11 - DEFINED BENEFIT OPEB PLANS (Continued)

D. Actuarial Assumptions (Continued)

Mortality rates were based on the RP-2014 Blue Collar Mortality Table with fully generational projection and Scale BB, 120 percent of male rates and 110 percent of female rates. RP-2000 Disabled Mortality Table with 90 percent for male rates and 100 percent for female rates set back five years.

The most recent experience study was completed for the five year period ended June 30, 2015.

The long-term expected rate of return on plan assets is reviewed as part of the actuarial five-year experience study. The most recent study covers fiscal years 2010 through 2015, and was adopted by the Board on April 21, 2016. Several factors are considered in evaluating the long-term rate of return assumption including long-term historical data, estimates inherent in current market data, and a log-normal distribution analysis in which best-estimate ranges of expected future real rates of return were developed by the investment consultant for each major asset class. These ranges were combined to produce the long-term expected rate of return, 7.50 percent, by weighting the expected future real rates of return by the target asset allocation percentage and then adding expected inflation. The capital market assumptions developed by the investment consultant are intended for use over a 10-year horizon and may not be useful in setting the long-term rate of return for funding pension plans which covers a longer timeframe. The assumption is intended to be a long-term assumption and is not expected to change absent a significant change in the asset allocation, a change in the inflation assumption, or a fundamental change in the market that alters expected returns in future years.

The target asset allocation and best estimates of arithmetic real rates of return for each major asset class, as used in the June 30, 2015 five-year experience study, are summarized as follows:

<u>Asset Class</u>	<u>Target Allocation</u>	<u>Long Term Expected Real Rate of Return</u>
Cash	2.00 %	1.85 %
US Stocks	22.50	5.75
Non-US Stocks	22.50	6.50
Fixed Income	19.00	2.85
Private Equity	12.00	7.60
Real Assets	17.00	6.60
Multi-Asset Strategies	5.00	6.65
Total	<u>100.00 %</u>	

COSHOCTON CITY SCHOOL DISTRICT, OHIO

**Notes to the Basic Financial Statements
For the Fiscal Year Ended June 30, 2021**

NOTE 11 - DEFINED BENEFIT OPEB PLANS (Continued)

D. Actuarial Assumptions (Continued)

Discount Rate - The discount rate used to measure the total OPEB liability at June 30, 2020 was 2.63%. The discount rate used to measure the total OPEB liability at June 30, 2019 was 3.22%. The projection of cash flows used to determine the discount rate assumed that contributions will be made from members and the System at the state statute contribution rate of 2.00% of projected covered employee payroll each year, which includes a 1.50% payroll surcharge and 0.50% of contributions from the basic benefits plan. Based on these assumptions, the OPEB plan's fiduciary net position was projected to become insufficient to make future benefit payments during the fiscal year ending June 30, 2025. Therefore, the long-term expected rate of return on OPEB plan assets was used to present value the projected benefit payments through the fiscal year ending June 30, 2024 and the Fidelity General Obligation 20-year Municipal Bond Index rate of 2.45%, as of June 30, 2020 (i.e. municipal bond rate), was used to present value the projected benefit payments for the remaining years in the projection. The total present value of projected benefit payments from all years was then used to determine the single rate of return that was used as the discount rate. The projection of future benefit payments for all current plan members was until the benefit payments ran out.

Sensitivity of the District's Proportionate Share of the Net OPEB Liability to Changes in the Discount and Health Care Cost Trend Rates – The net OPEB liability is sensitive to changes in the discount rate and the health care cost trend rate. The following table presents the net OPEB liability of SERS, what SERS' net OPEB liability would be if it were calculated using a discount rate that is 1 percentage point lower (1.63%) and higher (3.63%) than the current discount rate (2.63%). Also shown is what SERS' net OPEB liability would be based on health care cost trend rates that are 1 percentage point lower (6.00% decreasing to 3.75%) and higher (8.00% decreasing to 5.75%) than the current rate.

	1% Decrease (1.63%)	Current Discount Rate (2.63%)	1% Increase (3.63%)
District's proportionate share of the net OPEB liability	\$1,824,796	\$1,490,876	\$1,225,411
	1% Decrease (6.00% Decreasing to 3.75%)	Current Trend Rate (7.00% Decreasing to 4.75%)	1% Increase (8.00% Decreasing to 5.75%)
District's proportionate share of the net OPEB liability	\$1,173,952	\$1,490,876	\$1,914,686

COSHOCTON CITY SCHOOL DISTRICT, OHIO

Notes to the Basic Financial Statements For the Fiscal Year Ended June 30, 2021

NOTE 11 - DEFINED BENEFIT OPEB PLANS (Continued)

D. Actuarial Assumptions (Continued)

State Teachers Retirement System (STRS)

The total OPEB liability in the June 30, 2021 actuarial valuation was determined using the following actuarial assumptions, applied to all periods included in the measurement:

Inflation	2.50%
Projected salary increases	12.50% at age 20 to 2.50% at age 65
Investment Rate of Return	7.45%, net of investment expenses, including inflation
Payroll Increases	3.00%
Discount Rate of Return	7.45%
Health Care Cost Trends	
Medical	
Pre-Medicare	5.00% initial, 4% ultimate
Medicare	(6.69%) initial, 4% ultimate
Prescription Drug	
Pre-Medicare	6.50% initial, 4% ultimate
Medicare	11.87% initial, 4% ultimate

Projections of benefits include the historical pattern of sharing benefit costs between the employers and retired plan members.

For healthy retirees the mortality rates are based on the RP-2014 Annuitant Mortality Table with 50 percent of rates through age 69, 70 percent of rates between ages 70 and 79, 90 percent of rates between ages 80 and 84, and 100 percent of rates thereafter, projected forward generationally using mortality improvement scale MP-2016. For disabled retirees, mortality rates are based on the RP-2014 Disabled Mortality Table with 90 percent of rates for males and 100 percent of rates for females, projected forward generationally using mortality improvement scale MP-2016.

Actuarial assumptions used in the June 30, 2020 valuation are based on the results of an actuarial experience study for the period July 1, 2011 through June 30, 2016.

Benefit Term Changes Since the Prior Measurement Date - There was no change to the claims costs process. Claim curves were updated to reflect the projected FYE 2021 premium based on June 30, 2020 enrollment distribution. The non-Medicare subsidy percentage was increased effective January 1, 2021 from 1.984% to 2.055% per year of service. The non-Medicare frozen subsidy base premium was increased effective January 1, 2021. The Medicare subsidy percentages were adjusted effective January 1, 2021 to 2.1% for the AMA Medicare plan. The Medicare Part B monthly reimbursement elimination date was postponed indefinitely.

COSHOCTON CITY SCHOOL DISTRICT, OHIO

Notes to the Basic Financial Statements For the Fiscal Year Ended June 30, 2021

NOTE 11 - DEFINED BENEFIT OPEB PLANS (Continued)

D. Actuarial Assumptions (Continued)

STRS' investment consultant develops an estimate range for the investment return assumption based on the target allocation adopted by the Retirement Board. The target allocation and long-term expected rate of return for each major asset class are summarized as follows:

<u>Asset Class</u>	<u>Target Allocation *</u>	<u>Long-Term Expected Rate of Return **</u>
Domestic Equity	28.00 %	7.35 %
International Equity	23.00	7.55
Alternatives	17.00	7.09
Fixed Income	21.00	3.00
Real Estate	10.00	6.00
Liquidity Reserves	1.00	2.25
Total	<u>100.00 %</u>	

*Target weights will be phased in over a 24-month period concluding on
** 10 year annualized geometric nominal returns, which include the real rate of return and inflation of 2.25 percent and does not include investment expenses. Over a 30-year period, STRS' investment consultant indicates that the above target allocations should generate a return above the actual rate of return, without net value added by management.

Discount Rate - The discount rate used to measure the total OPEB liability was 7.45 percent as of June 30, 2020. The projection of cash flows used to determine the discount rate assumes STRS Ohio continues to allocate no employer contributions to the health care fund. Based on these assumptions, the OPEB plan's fiduciary net position was projected to be available to make all projected future benefit payments of current plan members. Therefore, the long-term expected rate of return on OPEB plan assets of 7.45% was used to measure the total OPEB liability as of June 30, 2020.

COSHOCTON CITY SCHOOL DISTRICT, OHIO

***Notes to the Basic Financial Statements
For the Fiscal Year Ended June 30, 2021***

NOTE 11 - DEFINED BENEFIT OPEB PLANS (Continued)

D. Actuarial Assumptions (Continued)

Sensitivity of the District's Proportionate Share of the Net OPEB Liability (Asset) to Changes in the Discount and Health Care Cost Trend Rates – The net OPEB liability (asset) is sensitive to changes in the discount and health care cost trend rates. To illustrate the potential impact the following table presents the net OPEB liability (asset) calculated using the discount rate of 7.45 percent, as well as what the net OPEB liability (asset) would be if it were calculated using a discount rate that is one percentage point lower (6.45 percent), or one percentage point higher (8.45 percent) than the current rate. Also shown is the net OPEB liability (asset) calculated using a health care cost trend rate this is one percentage point lower and one percentage point higher.

	1% Decrease (6.45%)	Current Discount Rate (7.45%)	1% Increase (8.45%)
District's proportionate share of the net OPEB liability (asset)	(\$1,114,186)	(\$1,280,579)	(\$1,421,756)
	1% Decrease in Trend Rate	Current Trend Rate	1% Increase in Trend Rate
District's proportionate share of the net OPEB liability (asset)	(\$1,412,992)	(\$1,280,579)	(\$1,119,278)

This space intentionally left blank.

COSHOCTON CITY SCHOOL DISTRICT, OHIO

***Notes to the Basic Financial Statements
For the Fiscal Year Ended June 30, 2021***

NOTE 12 - LONG-TERM DEBT AND OTHER LONG-TERM OBLIGATIONS

Detail of the changes in long-term debt and other long-term obligations of the District for the fiscal year ended June 30, 2021 is as follows:

			Balance			Balance	Amount Due
			June 30, 2020	Additions	Deductions	June 30, 2021	Within One Year
Governmental Activities Debt:							
General Obligation Bonds:							
School Construction	2011	2.00 - 6.27%	\$4,355,000	\$0	\$0	\$4,355,000	\$0
School Construction Refunding	2018	2.00 - 4.00%	4,210,000	0	0	4,210,000	0
Energy Conservation	2012	2.97%	264,000	0	(30,000)	234,000	31,000
Energy Conservation	2014	3.65%	460,000	0	(48,000)	412,000	49,000
Bond Premium			223,809	0	(12,890)	210,919	0
Interest Accretion			159,660	21,180	0	180,840	0
Total General Obligation Bonds			<u>9,672,469</u>	<u>21,180</u>	<u>(90,890)</u>	<u>9,602,759</u>	<u>80,000</u>
Governmental Activities Other Long Term Obligations:							
Capital Leases Payable			595,000	0	(35,000)	560,000	36,000
Compensated Absences			1,901,144	38,335	(124,813)	1,814,666	156,038
Total Governmental Activities			<u>\$12,168,613</u>	<u>\$59,515</u>	<u>(\$250,703)</u>	<u>\$11,977,425</u>	<u>\$272,038</u>

In fiscal year 2011 the District issued General Obligation Bonds in the amount of \$9,445,000 (School Improvement Bonds, Series 2010) to finance the construction of a new elementary school building. In fiscal years 2012 and 2014 the District issued General Obligation Bonds in the amount of \$448,691 (Energy Conservation Improvement Bonds, Series 2012) and \$722,565 (Energy Conservation Improvement Bonds, Series 2014), respectively, to finance the installation, modification and remodeling of school buildings to conserve energy. Payments of principal and interest on the bonds are recorded as expenditures in the Debt Service Fund.

This space intentionally left blank.

COSHOCTON CITY SCHOOL DISTRICT, OHIO

***Notes to the Basic Financial Statements
For the Fiscal Year Ended June 30, 2021***

NOTE 12 - LONG-TERM DEBT AND OTHER LONG-TERM OBLIGATIONS (Continued)

A. Principal and Interest Requirements

A summary of the District's future long-term debt funding requirements, including principal and interest payments as of June 30, 2021 follows:

Fiscal Years	General Obligation Bonds	
	Principal	Interest
2022	\$80,000	\$391,274
2023	83,000	388,533
2024	85,000	385,687
2025	87,000	382,789
2026	91,000	379,806
2027-2031	4,795,000	883,948
2032-2036	1,205,000	613,030
2037-2041	1,440,000	369,330
2042-2045	1,345,000	90,339
Totals	<u>\$9,211,000</u>	<u>\$3,884,736</u>

NOTE 13 - CAPITAL LEASE COMMITMENTS

The District entered into a lease-purchase agreement for a multi-purpose athletic facility. The cost of the facility obtained under capital lease is included in the Governmental Activities Capital Assets and the related liability is included in the Governmental Activities Long-Term Liabilities.

The following is a schedule of the future minimum lease payments under the capital lease together with the present value of the net minimum lease payments as of June 30, 2021:

Fiscal Year Ending June 30,	Capital Lease
2022	\$51,555
2023	51,507
2024	51,431
2025	51,327
2026	52,179
2027-2031	258,437
2032-2034	154,458
Minimum Lease Payments	670,894
Less: Amount representing interest at the District's incremental borrowing rate of interest	<u>(110,894)</u>
Present Value of minimum lease payments	<u>\$560,000</u>

COSHOCTON CITY SCHOOL DISTRICT, OHIO

***Notes to the Basic Financial Statements
For the Fiscal Year Ended June 30, 2021***

NOTE 14 – STATUTORY RESERVES

The District is required by state law to set aside certain general fund revenue amounts, as defined, into a capital acquisition reserve. During the fiscal year ended June 30, 2021, the reserve activity (cash-basis) was as follows:

	<u>Capital Acquisition Reserve</u>
Set-aside Cash Balance as of June 30, 2020	\$0
Current Year Set-Aside Requirement	278,339
Current Year Offset Credits	(97,442)
Qualifying Disbursements	<u>(180,897)</u>
Total	<u>\$0</u>
Set-aside Reserve Balance June 30, 2021	<u>\$0</u>

Although the District had offsets and qualifying disbursements during the year that reduced the set-aside amounts below zero, the extra amount for capital acquisition may not be used to reduce the set-aside requirements of future years. Negative amounts for capital acquisition are therefore not presented as being carried forward to the next fiscal year.

This space intentionally left blank.

COSHOCTON CITY SCHOOL DISTRICT, OHIO

Notes to the Basic Financial Statements For the Fiscal Year Ended June 30, 2021

NOTE 15 - RISK MANAGEMENT

A. Insurance Purchasing Pool

Sheakley Uniserve Workers' Compensation Group Rating Program - The District participates in the Ohio School Board Association Workers' Compensation Group Rating Program (WCGRP), an insurance purchasing pool. The WCGRP's business and affairs are conducted by a three member Board of directors consisting of the President, the President-elect and the Immediate Past President of the OSBA. Each year, the participating school districts pay an enrollment fee to the WCGRP to cover the costs of administering the program.

B. Other Insurance

The District is exposed to various risks of loss related to torts; theft of, damage to, and destruction of assets; errors and omissions; and natural disasters. During fiscal year 2021, the District contracted for various insurance coverages, as follows:

<u>Insurance Provider</u>	<u>Coverage</u>	<u>Deductible</u>
Ohio School Plan	General Liability Coverage	Not Applicable
Ohio School Plan	Employers' Liability	Not Applicable
Ohio School Plan	Fiduciary Liability Coverage	\$2,500
Ohio School Plan	Legal Liability Coverage	\$2,500
Ohio School Plan	Violence Coverage	Not Applicable
Ohio School Plan	Automobile	\$250 Comprehensive; \$500 Collision
Ohio School Plan	Buses	\$1,000 Comprehensive; \$1,000 Collision
Ohio School Plan	Property Coverage	\$1,000
Ohio School Plan	Crime Coverage	\$1,000
Ohio School Plan	Cyber Coverage	Not Applicable
Ohio School Plan	Pollution Coverage	\$25,000/Per Incident \$50,000 Per Mold Matter

There has been no reduction in insurance coverages from coverages in the prior year. In addition, settled claims resulting from these risks have not exceeded commercial insurance coverages in any of the past three fiscal years.

The District also provides life insurance and accidental death and dismemberment insurance to employees through American United Life Insurance Company in the amount of \$25,000 for both certified employees and classified employees working 25 hours or more per week. Administrative employees receive a policy amount that is 1 ½ times their annual salary.

COSHOCTON CITY SCHOOL DISTRICT, OHIO

***Notes to the Basic Financial Statements
For the Fiscal Year Ended June 30, 2021***

NOTE 15 - RISK MANAGEMENT (Continued)

B. Other Insurance (Continued)

The District also maintains a limited risk comprehensive health, dental and prescription insurance program for employees. Premiums are paid to a third party administrator, Medical Mutual Insurance Company. The claims are processed by the third party administrator and monitored by the District in conjunction with the third party administrator. An internal service fund is presented in the financial statements and reflects premiums paid into the self-insurance fund by other funds which are available to pay claims and administrative costs, and establish claims reserves. The outstanding claims at June 30, 2021 for the self-insurance program amounted to \$308,464.

The agreement with Medical Mutual Insurance Company requires either party to provide 90 days advance notice to terminate the relationship. Upon termination of the agreement, Medical Mutual Insurance Company shall furnish claims payment services to those claims for which it had received complete information prior to the termination date and at the same charges as were in effect under the agreement unless the District notifies Medical Mutual Insurance Company in writing at the time of such termination that such services are not required by the District.

Upon termination Medical Mutual Insurance Company shall forward to the District such claims file and other records as the District may reasonably require for the administration of the Plan or any plan adopted in its place.

The claims liability of \$308,464 reported in the fund at June 30, 2021 is based on the requirements of GASB Statement No. 10, which requires that a liability for claims be reported if information prior to the issuance of the financial statements indicates that it is probable that a liability has been incurred at the date of the financial statements and the amount of the loss can be reasonably estimated. Changes in the fund's claims liability amount in fiscal year 2021 were as follows:

<u>Fiscal Year</u>	<u>Beginning of Fiscal Year Liability</u>	<u>Current Year Claims and Changes in Estimates</u>	<u>Claims Payments</u>	<u>Balance at Fiscal Year End</u>
2020	\$ 245,973	\$ 3,675,197	\$ (3,637,700)	\$ 283,470
2021	283,470	3,885,243	(3,860,249)	308,464

COSHOCTON CITY SCHOOL DISTRICT, OHIO

Notes to the Basic Financial Statements For the Fiscal Year Ended June 30, 2021

NOTE 16 - JOINTLY GOVERNED ORGANIZATIONS

A. Coshocton County Career Center School District

The Coshocton County Career Center is a separate body politic and corporate, established by the Ohio Revised Code to provide for the vocational and career technical educational needs of students. The Career Center Board of Education is comprised of representatives from the Board of Education of each participating school district. The Career Center Board of Education is responsible for approving its own budgets, appointing personnel, as well as accounting and finance related activities. The Coshocton City School District students may attend the Joint Vocational School. Each participating School District's control is limited to its representation on the Career Center School Board of Education. During fiscal year 2021, the District paid \$170 to the Career Center School.

B. Ohio Mid-Eastern Regional Education Service Agency (OME-RESA)

Ohio Mid-Eastern Regional Education Service Agency (OME-RESA) is a not-for-profit computer service organization whose primary function is to provide information technology services to its member school districts with the major emphasis being placed on accounting, payroll and inventory control services. Other areas of service provided by the OME-RESA include pupil scheduling, attendance and grade reporting, career guidance services, special education records, and test scoring.

The OME-RESA is one of twenty-one regional service organizations serving over 600 public school districts in the State of Ohio that make up the Ohio Educational Computer Network (OECN). These service organizations are known as Data Acquisition Sites. The OECN is a collective group of Data Acquisition Sites, authorized pursuant to Section 3301.075 of the Ohio Revised Code, and their member school districts. Such sites, in conjunction with the Ohio Department of Education (ODE), comprise a statewide delivery system to provide comprehensive, cost-efficient accounting and other administrative and instructional computer services for participating Ohio School Districts. Major funding for this network is derived from the State of Ohio. In addition, a majority of the software utilized by the OME-RESA is developed by the ODE.

The OME-RESA is owned and operated by forty-seven member school districts in eleven different Ohio counties. The member school districts are comprised of public school districts and educational service centers. Each member district pays an annual fee for services provided by OME-RESA. OME-RESA is governed by a board of directors which is selected by the member districts. Each member district has one vote in all matters and each member district's control over budgeting and financing of OME-RESA is limited to its voting authority and any representation it may have on the board of directors.

The OME-RESA is located in the Jefferson County School building in Steubenville, Ohio. The Jefferson County School is one of OME-RESA's member districts, and acts in the capacity of fiscal agent for OME-RESA. During fiscal year 2021, \$71,887 was paid to OME-RESA for various services.

COSHOCTON CITY SCHOOL DISTRICT, OHIO

Notes to the Basic Financial Statements For the Fiscal Year Ended June 30, 2021

NOTE 16 - JOINTLY GOVERNED ORGANIZATIONS (Continued)

C. Coshocton County Tax Incentive Review Council

The Coshocton County Tax Incentive Review Council (CCTIRC) is a jointly governed organization, created as a regional council of governments pursuant to state statute. CCTIRC has 19 members, consisting of three members appointed by the County Commissioners, three members appointed by municipal corporations, eight members appointed by township trustees, one member from the county auditor's office and four members appointed by boards of education located within the county. CCTIRC reviews and evaluates the performance of each Enterprise Zone Agreement. This body is advisory in nature and cannot directly impact an existing Enterprise Zone Agreement; however, the council can make written recommendations to the legislative authority which approved the agreement. There is no cost associated with being a member of this council. The continued existence of the CCTIRC is not dependent on the District's continued participation and no equity interest exists. During fiscal year 2021 no monies were paid to the CCTIRC.

The District does not retain an ongoing financial interest or an ongoing financial responsibility with any of these organizations.

NOTE 17 - CONTINGENCIES

A. Grants

The District receives financial assistance from federal and state agencies in the form of grants. The disbursement of funds received under these programs generally requires compliance with terms and conditions specified in the grant agreement and is subject to audit by the grantor agencies. Any disallowed claims resulting from such audits could become a liability of the general fund or other applicable funds. However, in the opinion of management, any such disallowed claims will not have a material adverse effect on the overall financial position of the District at June 30, 2021.

B. Litigation

The District is not a party to any legal proceedings which seek damages or injunctive relief generally incidental to its operations and pending projects as of June 30, 2021.

C. School Foundation

School District Foundation funding is based on the annualized full-time equivalent (FTE) enrollment of each student. Traditional school districts must comply with minimum hours of instruction, instead of a minimum number of school days each year. The funding formula the Ohio Department of Education (ODE) is legislatively required to follow will continue to adjust as enrollment information is updated by the school district, which can extend past the fiscal year end. As of the date of this report, ODE has not finalized the impact of enrollment adjustments to the June 30, 2021 Foundation funding for the school district; therefore, the financial statement impact is not determinable at this time. ODE and management believe this will result in either a receivable to or liability of the District.

COSHOCTON CITY SCHOOL DISTRICT, OHIO

***Notes to the Basic Financial Statements
For the Fiscal Year Ended June 30, 2021***

NOTE 18 – SIGNIFICANT COMMITMENTS

The District utilizes encumbrance accounting as part of its budgetary controls. Encumbrances outstanding at year end may be reported as part of restricted, committed, or assigned classifications of fund balance. At June 30, 2021 the District had encumbrance commitments in the Governmental Funds as follows:

<u>Fund</u>	<u>Encumbrances</u>
General Fund	\$426,805
Other Governmental Funds	469,935
Total Governmental Funds	<u><u>\$896,740</u></u>

NOTE 19 – TAX ABATEMENTS

Real Estate Tax Abatements – Enterprise Zone

Enterprise Zones are designated areas of land in which businesses can receive tax incentives in the form of tax exemptions on eligible new investment. The Enterprise Zone Program provides tax exemptions for a portion of the value of new real property when the investment is made in conjunction with a project that includes job creation.

The Enterprise Zone law permits municipalities to grant exemption of real property assessed values up to 75% and up to 10 years on new investments in building and improvements to existing land and buildings for a specific project. The exemptions may be increased up to 100% with approval of the affected Board of Education.

The City of Coshocton had an Enterprise Zone Agreement with Kraft Foods Group, Inc. dated October 6, 2014. The agreement will provide a 75% real property exemption for a period of 10 years. The total value of real property subject to exemption for 2019 (the latest information available) was \$1,584,150.

The total value of District taxes abated for 2019 (the latest information available) was \$93,972.

NOTE 20 – OPERATING LEASE

In December 2017, an agreement was made for a fifty-five (55) year lease of land between the District and SBA Towers IX, LLC. The agreement is for the use of approximately one acre of land for a cell tower. An amount of \$240,645 was received prior to the commencement of the lease.

COSHOCTON CITY SCHOOL DISTRICT, OHIO

***Notes to the Basic Financial Statements
For the Fiscal Year Ended June 30, 2021***

NOTE 20 – OPERATING LEASE (Continued)

Revenue from the lease agreement is being recognized as follows:

<u>Fiscal Year Ending June 30,</u>	<u>Operating Lease Revenue Recognition</u>
2022	\$4,375
2023	4,375
2024	4,375
2025	4,375
2026	4,375
2027-2031	21,877
2032-2036	21,877
2037-2041	21,877
2042-2046	21,877
2047-2051	21,877
2052-2056	21,877
2057-2061	21,877
2062-2066	21,877
2067-2071	21,877
2072-2073	4,377
Total	<u>\$223,145</u>

NOTE 21 – COVID-19

The United States and the State of Ohio declared a state of emergency in March of 2020 due to the COVID-19 pandemic. Ohio’s state of emergency ended in June 2021 while the national state of emergency continues. During fiscal year 2021, the School District received Coronavirus Aid, Relief, and Economic Security (CARES) Act funding. Additional funding has been made available through the Consolidated Appropriations Act, 2021, passed by Congress on December 21, 2020 and/or the American Rescue Plan Act, passed by Congress on March 11, 2021. The financial impact of COVID-19 and the continuing emergency measures may impact subsequent periods of the District. The District’s investment portfolio and the pension and other employee benefits plan in which the District participates fluctuates with market conditions, and due to market volatility, the amount of gains or losses that will be realized in subsequent periods, if any, cannot be determined. In addition, the impact on the District’s future operating costs, revenues, and additional recovery from emergency funding, either federal or state, cannot be estimated.

NOTE 22 – SUBSEQUENT EVENT

For fiscal year 2022, District foundation funding received from the state of Ohio will be funded using a direct funding model. Under this new model, community school, STEM school, scholarship, and open enrollment funding will be directly funded by the State of Ohio to the respective educating schools. For fiscal year 2021 and prior, the amounts related to students who were residents of the District were funded to the District who, in turn, made the payment to the educating school. For fiscal year 2021, the District reported (\$1,762,592) in revenues and expenditures/expenses related to these programs. This new funding system calculates a unique base cost and a unique “per-pupil local capacity amount” for each School District. The School District’s state core foundation funding is then calculated. Any change in funding will be subject to a phase in percentage of 16.67 percent for fiscal year 2022 and 33.33 percent for fiscal year 2023.

REQUIRED SUPPLEMENTARY INFORMATION

COSHOCTON CITY SCHOOL DISTRICT, OHIO

Schedule of District's Proportionate Share of the Net Pension Liability Last Seven Fiscal Years

State Teachers Retirement System

	<u>2015</u>	<u>2016</u>	<u>2017</u>
District's proportion of the net pension liability (asset)	0.0799354%	0.0792872%	0.0728134%
District's proportionate share of the net pension liability (asset)	\$19,443,059	\$21,912,662	\$24,372,851
District's covered payroll	\$8,075,146	\$8,658,329	\$7,873,264
District's proportionate share of the net pension liability (asset) as a percentage of its covered payroll	240.78%	253.08%	309.56%
Plan fiduciary net position as a percentage of the total pension liability	74.70%	72.10%	66.80%

Source: District Treasurer's Office and State Teachers Retirement System

School Employees Retirement System

	<u>2015</u>	<u>2016</u>	<u>2017</u>
District's proportion of the net pension liability (asset)	0.0667630%	0.0655558%	0.0672213%
District's proportionate share of the net pension liability (asset)	\$3,378,837	\$3,740,677	\$4,919,979
District's covered payroll	\$1,951,010	\$1,980,159	\$2,089,957
District's proportionate share of the net pension liability (asset) as a percentage of its covered payroll	173.18%	188.91%	235.41%
Plan fiduciary net position as a percentage of the total pension liability	71.70%	69.16%	62.98%

Source: District Treasurer's Office and School Employees Retirement System

Notes: The District implemented GASB Statements 68 in 2015.

The schedule is intended to show ten years of information. Additional years will be displayed as they become available.

The schedule is reported as of the measurement date of the Net Pension Liability.

See accompanying notes to the required supplementary information

COSHOCTON CITY SCHOOL DISTRICT, OHIO

<u>2018</u>	<u>2019</u>	<u>2020</u>	<u>2021</u>
0.0720088%	0.0736569%	0.0734094%	0.0728637%
\$17,105,854	\$16,195,508	\$16,234,051	\$17,630,424
\$7,639,079	\$8,292,907	\$8,463,150	\$10,270,107
223.93%	195.29%	191.82%	171.67%
75.30%	77.30%	77.40%	75.48%

<u>2018</u>	<u>2019</u>	<u>2020</u>	<u>2021</u>
0.0637355%	0.0741061%	0.0711292%	0.0670768%
\$3,808,057	\$4,244,196	\$4,255,788	\$4,436,603
\$2,116,071	\$2,326,904	\$2,440,133	\$2,351,564
179.96%	182.40%	174.41%	188.67%
69.50%	71.36%	70.85%	68.55%

COSHOCTON CITY SCHOOL DISTRICT, OHIO

Schedule of District Pension Contributions Last Eight Fiscal Years

State Teachers Retirement System

	<u>2014</u>	<u>2015</u>	<u>2016</u>
Contractually required contribution	\$1,049,769	\$1,212,166	\$1,102,257
Contributions in relation to the contractually required contribution	<u>1,049,769</u>	<u>1,212,166</u>	<u>1,102,257</u>
Contribution deficiency (excess)	<u>\$0</u>	<u>\$0</u>	<u>\$0</u>
District's covered payroll	\$8,075,146	\$8,658,329	\$7,873,264
Contributions as a percentage of covered payroll	13.00%	14.00%	14.00%

Source: District Treasurer's Office and State Teachers Retirement System

School Employees Retirement System

	<u>2014</u>	<u>2015</u>	<u>2016</u>
Contractually required contribution	\$270,410	\$260,985	\$292,594
Contributions in relation to the contractually required contribution	<u>270,410</u>	<u>260,985</u>	<u>292,594</u>
Contribution deficiency (excess)	<u>\$0</u>	<u>\$0</u>	<u>\$0</u>
District's covered payroll	\$1,951,010	\$1,980,159	\$2,089,957
Contributions as a percentage of covered payroll	13.86%	13.18%	14.00%

Source: District Treasurer's Office and School Employees Retirement System

Notes: The District implemented GASB Statement 68 in 2015.

The schedule is intended to show ten years of information. Additional years will be displayed as they become available.

See accompanying notes to the required supplementary information

COSHOCTON CITY SCHOOL DISTRICT, OHIO

<u>2017</u>	<u>2018</u>	<u>2019</u>	<u>2020</u>	<u>2021</u>
\$1,069,471	\$1,161,007	\$1,184,841	\$1,437,815	\$1,168,932
<u>1,069,471</u>	<u>1,161,007</u>	<u>1,184,841</u>	<u>1,437,815</u>	<u>1,168,932</u>
<u>\$0</u>	<u>\$0</u>	<u>\$0</u>	<u>\$0</u>	<u>\$0</u>
\$7,639,079	\$8,292,907	\$8,463,150	\$10,270,107	\$8,349,514
14.00%	14.00%	14.00%	14.00%	14.00%

<u>2017</u>	<u>2018</u>	<u>2019</u>	<u>2020</u>	<u>2021</u>
\$296,250	\$314,132	\$329,418	\$329,219	\$318,027
<u>296,250</u>	<u>314,132</u>	<u>329,418</u>	<u>329,219</u>	<u>318,027</u>
<u>\$0</u>	<u>\$0</u>	<u>\$0</u>	<u>\$0</u>	<u>\$0</u>
\$2,116,071	\$2,326,904	\$2,440,133	\$2,351,564	\$2,271,621
14.00%	13.50%	13.50%	14.00%	14.00%

COSHOCTON CITY SCHOOL DISTRICT, OHIO

Schedule of the District's Proportionate Share of the Net Other Postemployment Benefits (OPEB) Liability (Asset) Last Five Fiscal Years

State Teachers Retirement System

Fiscal Year	<u>2017</u>	<u>2018</u>	<u>2019</u>
District's proportion of the net OPEB liability (asset)	0.0720088%	0.0720088%	0.0736569%
District's proportionate share of the net OPEB liability (asset)	\$3,851,051	\$2,809,518	(\$1,183,594)
District's covered payroll	\$7,873,264	\$7,639,079	\$8,292,907
District's proportionate share of the net OPEB liability (asset) as a percentage of its covered payroll	48.91%	36.78%	(14.27%)
Plan fiduciary net position as a percentage of the total OPEB liability	37.30%	47.10%	176.00%

Source: District Treasurer's Office and State Teachers Retirement System

School Employees Retirement System

Fiscal Year	<u>2017</u>	<u>2018</u>	<u>2019</u>
District's proportion of the net OPEB liability (asset)	0.0648745%	0.0648745%	0.0748583%
District's proportionate share of the net OPEB liability (asset)	\$1,849,163	\$1,741,059	\$2,076,771
District's covered payroll	\$2,089,957	\$2,116,071	\$2,326,904
District's proportionate share of the net OPEB liability (asset) as a percentage of its covered payroll	88.48%	82.28%	89.25%
Plan fiduciary net position as a percentage of the total OPEB liability	11.49%	12.46%	13.57%

Source: District Treasurer's Office and School Employees Retirement System

Notes: The District implemented GASB Statement 75 in 2018.

The schedule is intended to show ten years of information. Additional years will be displayed as they become available. Information prior to 2017 is not available.

The schedule is reported as of the measurement date of the Net OPEB Liability (Asset), which is the prior year end.

See accompanying notes to the required supplementary information

COSHOCTON CITY SCHOOL DISTRICT, OHIO

<u>2020</u>	<u>2021</u>
0.0734094%	0.0728637%
(\$1,215,839)	(\$1,280,579)
\$8,463,150	\$10,270,107
(14.37%)	(12.47%)
174.74%	182.13%

<u>2020</u>	<u>2021</u>
0.0730472%	0.0685988%
\$1,836,983	\$1,490,876
\$2,440,133	\$2,351,564
75.28%	63.40%
15.57%	18.17%

COSHOCTON CITY SCHOOL DISTRICT, OHIO

***Schedule of District Other Postemployment Benefit (OPEB) Contributions
Last Eight Fiscal Years***

State Teachers Retirement System

Fiscal Year	2014	2015	2016	2017
Contractually required contribution	\$80,751	\$0	\$0	\$0
Contributions in relation to the contractually required contribution	<u>80,751</u>	<u>0</u>	<u>0</u>	<u>0</u>
Contribution deficiency (excess)	<u>\$0</u>	<u>\$0</u>	<u>\$0</u>	<u>\$0</u>
District's covered payroll	\$8,075,146	\$8,658,329	\$7,873,264	\$7,639,079
Contributions as a percentage of covered payroll	1.00%	0.00%	0.00%	0.00%

Source: District Treasurer's Office and State Teachers Retirement System

School Employees Retirement System

Fiscal Year	2014	2015	2016	2017
Contractually required contribution	\$35,667	\$50,725	\$34,837	\$30,926
Contributions in relation to the contractually required contribution	<u>35,667</u>	<u>50,725</u>	<u>34,837</u>	<u>30,926</u>
Contribution deficiency (excess)	<u>\$0</u>	<u>\$0</u>	<u>\$0</u>	<u>\$0</u>
District's covered payroll	\$1,951,010	\$1,980,159	\$2,089,957	\$2,116,071
Contributions as a percentage of covered payroll	1.83%	2.56%	1.67%	1.46%

Source: District Treasurer's Office and School Employees Retirement System

Notes: The District implemented GASB Statement 75 in 2018.

Information prior to 2015 is not available.

See accompanying notes to the required supplementary information

COSHOCTON CITY SCHOOL DISTRICT, OHIO

<u>2018</u>	<u>2019</u>	<u>2020</u>	<u>2021</u>
\$0	\$0	\$0	\$0
<u>0</u>	<u>0</u>	<u>0</u>	<u>0</u>
<u>\$0</u>	<u>\$0</u>	<u>\$0</u>	<u>\$0</u>
\$8,292,907	\$8,463,150	\$10,270,107	\$8,349,514
0.00%	0.00%	0.00%	0.00%

<u>2018</u>	<u>2019</u>	<u>2020</u>	<u>2021</u>
\$50,644	\$57,506	\$39,309	\$43,246
<u>50,644</u>	<u>57,506</u>	<u>39,309</u>	<u>43,246</u>
<u>\$0</u>	<u>\$0</u>	<u>\$0</u>	<u>\$0</u>
\$2,326,904	\$2,440,133	\$2,351,564	\$2,271,621
2.18%	2.36%	1.67%	1.90%

COSHOCTON CITY SCHOOL DISTRICT, OHIO

Notes to the Required Supplementary Information For the Fiscal Year Ended June 30, 2021

NET PENSION LIABILITY

SERS

Changes in benefit terms – For fiscal year 2021, 2020, and 2019, there were no changes to benefit terms. For fiscal year 2018, the following were the most significant changes in benefits that affected the total pension liability since the prior measurement date:

- The cost-of-living adjustment was changed from a fixed 3.00 percent to a cost-of-living adjustment that is indexed to CPI-W not greater than 2.5 percent with a floor of 0 percent beginning January 1, 2018. In addition, with the authority granted the Board under HB 49, the Board has enacted a three-year COLA suspension for benefit recipients in calendars 2018, 2019, and 2020.

There were no changes to benefit terms for fiscal years 2015 through 2017.

Changes in assumptions – For fiscal years 2021, 2020, and 2019 there were no changes in assumptions.

For fiscal year 2018, the following changes were made to the actuarial assumptions as identified. These new assumptions compared with those used in fiscal year 2017 and prior are presented below:

- Assumed rate of inflation was reduced from 3.25% to 3.00%
- Payroll Growth Assumption was reduced from 4.00% to 3.50%
- Assumed real wage growth was reduced from 0.75% to 0.50
- Rates of withdrawal, retirement and disability were updated to reflect recent experience.
- Mortality among active members was updated to the following:
 - RP-2014 Blue Collar Mortality Table with fully generational projection and a five year age set-back for both males and females. The above rates represent the base rates used.
- Mortality among service retired members, and beneficiaries was updated to the following:
 - RP-2014 Blue Collar Mortality Table with fully generational projection with Scale BB, 120% of male rates, and 110% of female rates.
- Mortality among disable member was updated to the following:
 - RP-2000 Disabled Mortality Table, 90% for male rates and 100% for female rates, set back five years is used for the period after disability retirement.

There were no changes in assumptions for fiscal years 2015 through 2017.

STRS

Changes in benefit terms – For fiscal year 2021, 2020, and 2019, there were no changes to benefit terms. For fiscal year 2018, the cost of living adjustment (COLA) was reduced to 0 percent effective July 1, 2017. There were no changes to benefit terms for fiscal years 2015 through 2017.

Changes in assumptions – For fiscal year 2021, 2020, and 2019, there were no changes in assumptions. For fiscal year 2018, the following were the most significant changes of assumptions that affected the total pension liability since the prior measurement date:

COSHOCTON CITY SCHOOL DISTRICT, OHIO

Notes to the Required Supplementary Information For the Fiscal Year Ended June 30, 2021

NET PENSION LIABILITY (Continued)

- Inflation assumptions were lowered from 2.75 percent to 2.50 percent.
- Investment return assumptions were lowered from 7.75 percent to 7.45 percent.
- Total salary increases rates were lowered by decreasing merit component of the individual salary increases, as well as by 0.25 percent due to lower inflation.
- Payroll growth assumptions were lowered to 3.00 percent.
- Updated the health and disability mortality assumption to the RP-2014 mortality tables with generational improvement scale MP-2016.
- Rates of retirement, termination and disability were modified to better reflect anticipated future experience.

There were no changes in assumptions for fiscal years 2015 through 2017.

NET OPEB LIABILITY (ASSET)

SERS

Changes in benefit terms – There were no changes to benefit terms for fiscal years 2021 - 2018.

Changes in assumptions – For fiscal year 2021, the following were the most significant changes of assumptions that affected the total OPEB liability since the prior measurement date:

- The municipal bond index rate decreased from 3.13 percent to 2.45 percent.
- The single equivalent interest rate, net of plan investment expense, including price inflation decreased from 3.22 percent to 2.63 percent.

For fiscal year 2020, the following were the most significant changes of assumptions that affected the total OPEB liability since the prior measurement date:

- The municipal bond index rate decreased from 3.62 percent to 3.13 percent.
- The single equivalent interest rate, net of plan investment expense, including price inflation decreased from 3.70 percent to 3.22 percent.
- The medical trend assumption rate changed as follows:
 - Medicare – 2019 – 5.375 to 4.75 percent, 2020 – 5.25 to 4.75 percent
 - Pre-Medicare – 2019 – 7.25 to 4.75 percent, 2020 – 7.00 to 4.75

COSHOCTON CITY SCHOOL DISTRICT, OHIO

Notes to the Required Supplementary Information For the Fiscal Year Ended June 30, 2021

NET OPEB LIABILITY (ASSET) (Continued)

For fiscal year 2019, the following were the most significant changes of assumptions that affected the total OPEB liability since the prior measurement date:

- The discount rate was changed from 3.63 percent to 3.70 percent.
- The municipal bond index rate increased from 3.56 percent to 3.62 percent.
- The single equivalent interest rate, net of plan investment expense, including price inflation increased from 3.63 percent to 3.70 percent.
- The medical trend assumption rate changed as follows:
 - Medicare – 2018 – 5.50 to 5.00 percent, 2019 – 5.375 to 4.75 percent
 - Pre-Medicare – 2018 – 7.50 to 5.00 percent, 2019 – 7.25 to 4.75

For fiscal year 2018, the following was the most significant change of assumptions that affected the total OPEB liability since the prior measurement date:

- The discount rate was increased from 2.98 percent to 3.63.

For fiscal year 2017, the following was the most significant change of assumptions that affected the total OPEB liability since the prior measurement date:

- Assumed rate of inflation was reduced from 3.25% to 3.00%
- Payroll Growth Assumption was reduced from 4.00% to 3.50%
- Assumed real wage growth was reduced from 0.75% to 0.50%
- Rates of withdrawal, retirement and disability were updated to reflect recent experience.
- Mortality among active members was updated to the following:
 - RP-2014 Blue Collar Mortality Table with fully generational projection and a five year age set-back for both males and females.
- Mortality among service retired members, and beneficiaries was updated to the following:
 - RP-2014 Blue Collar Mortality Table with fully generational projection with Scale BB, 120% of male rates, and 110% of female rates.
- Mortality among disabled members was updated to the following:
 - RP-2000 Disabled Mortality Table, 90% for male rates and 100% for female rates, set back five years is used for the period after disability retirement.

STRS

Changes in benefit terms – For fiscal year 2021 the following was the most significant change in benefit terms that affected the total OPEB liability since the prior measurement date:

- The non-Medicare subsidy percentage was increased effective January 1, 2021 from 1.984% to 2.055% per year of service. The non-Medicare frozen subsidy base premium was increased effective January 1, 2021. The Medicare subsidy percentages were adjusted effective January 1, 2021 to 2.1% for the AMA Medicare plan. The Medicare Part B monthly reimbursement elimination date was postponed indefinitely.

COSHOCTON CITY SCHOOL DISTRICT, OHIO

Notes to the Required Supplementary Information For the Fiscal Year Ended June 30, 2021

NET OPEB LIABILITY (ASSET) (Continued)

For fiscal year 2020, the following was the most significant change in benefit terms that affected the total OPEB liability since the prior measurement date:

- The non-Medicare subsidy percentage was increased effective January 1, 2020 from 1.944% to 1.984% per year of service. The non-Medicare frozen subsidy base premium was increased effective January 1, 2020. The Medicare subsidy percentages were adjusted effective January 1, 2021 to 2.1% for the Medicare plan. The Medicare Part B monthly reimbursement elimination date was postponed to January 1, 2021.

For fiscal year 2019, the following was the most significant change in benefit terms that affected the total OPEB liability since the prior measurement date:

- The subsidy multiplier for non-Medicare benefit recipients increased from 1.9 percent to 1.944 percent per year of service effective January 1, 2019. The non-Medicare frozen subsidy base premium increased effective January 1, 2019 and all remaining Medicare Part B premium reimbursements were scheduled to be discontinued beginning January 1, 2020, though the STRS Board voted in June 2019 to extend the current Medicare Part B partial reimbursement for one year.

For fiscal year 2018, STRS has the following changes in benefit terms since the previous measurement date:

- The HealthSpan HMO plans were eliminated.
- The subsidy multiplier for non-Medicare benefit recipients was reduced to 1.9 percent per year of service from 2.1 percent.
- Medicare Part B premium reimbursements were discontinued for survivors and beneficiaries who were age 65 by 2008 and either receiving a benefit or named as a beneficiary as of January 1, 2008.
- The remaining Medicare Part B premium reimbursements will be phased out over a three-year period.

There were no changes to benefit terms for fiscal year 2017.

Changes in assumptions – For fiscal year 2021 the following were the most significant changes of assumptions that affected the total OPEB liability since the prior measurement date:

- The health care trend assumption rate changed as follows:
 - Medical Medicare – from 4.93 percent to (6.69) percent initial, 4 percent ultimate
 - Medical Pre-Medicare – from 5.87 percent to 5.00 percent initial, 4 percent ultimate
 - Prescription Drug Medicare – from 7.73 percent to 11.87 percent initial, 4 percent ultimate
 - Prescription Drug Pre-Medicare – from 9.62 percent to 6.50 initial, 4 percent ultimate

COSHOCTON CITY SCHOOL DISTRICT, OHIO

Notes to the Required Supplementary Information For the Fiscal Year Ended June 30, 2021

NET OPEB LIABILITY (ASSET) (Continued)

For fiscal year 2020, the following were the most significant changes of assumptions that affected the total OPEB liability since the prior measurement date:

- The health care trend assumption rate changed as follows:
 - Medical Medicare – from 6 percent to 5.87 percent initial, 4 percent ultimate
 - Medical Pre-Medicare – from 5 percent to 4.93 percent initial, 4 percent ultimate
 - Prescription Drug Medicare – from 8 percent to 7.73 percent initial, 4 percent ultimate
 - Prescription Drug Pre-Medicare – from -5.23 percent to 9.62 initial, 4 percent ultimate

For fiscal year 2019, the following were the most significant changes of assumptions that affected the total OPEB liability since the prior measurement date:

- The discount rate increased from a 4.13 percent blended discount rate to 7.45 percent.
- The health care trend assumption rate changed from 6 to 11 percent initial, 4.5 percent ultimate to:
 - Medical Medicare – 6 percent initial, 4 percent ultimate
 - Medical Pre-Medicare – 5 percent initial, 4 percent ultimate
 - Prescription Drug Medicare – 8 percent initial, 4 percent ultimate
 - Prescription Drug Pre-Medicare – -5.23 percent initial, 4 percent ultimate

For fiscal year 2018, the following were the most significant changes of assumptions that affected the total OPEB liability since the prior measurement date:

- The discount rate was increased from 3.26 percent to 4.13 percent based on the methodology defined under GASB 74.
- The long-term rate of return was reduced to 7.45 percent.
- Valuation-year per capita health costs were updated.
- The percentage of future retirees electing each option was updated based on current data.
- The assumed future trend rates were modified.
- Decrement rates including mortality, disability, retirement, and withdrawal were modified.
- The assumed percentage of future disabled retirees assumed to elect health coverage was decreased from 84 percent to 65 percent, and the assumed percentage of terminated vested participants assumed to elect health coverage at retirement was decreased from 47 percent to 30 percent.
- The assumed salary scale was modified.

There were no changes in assumptions for fiscal year 2017.

**COSHOCTON CITY SCHOOL DISTRICT
COSHOCTON COUNTY**

**SCHEDULE OF EXPENDITURES OF FEDERAL AWARDS
FOR THE FISCAL YEAR ENDED JUNE 30, 2021**

FEDERAL GRANTOR Pass Through Grantor Program / Cluster Title	Assistance Listing Number	Pass Through Entity Identifying Number	Federal Expenditures
U.S. DEPARTMENT OF AGRICULTURE			
<i>Passed Through Ohio Department of Education</i>			
Child Nutrition Cluster:			
National School Breakfast Program	10.553	N/A	\$ 121,891
National School Lunch Program	10.555	N/A	346,267
COVID-19 National School Breakfast Program	10.553	N/A	12,128
COVID-19 National School Lunch Program	10.555	N/A	40,620
National School Breakfast Program (Non-Cash)	10.553	N/A	12,135
National School Lunch Program (Non-Cash)	10.555	N/A	<u>35,162</u>
Total U.S. Department of Agriculture			<u>568,203</u>
U.S. DEPARTMENT OF EDUCATION			
<i>Passed Through Ohio Department of Education</i>			
Title I Educationally Deprived Children	84.010	N/A	778,174
Special Education Cluster:			
Title VI-B Special Education Assistance	84.027	N/A	423,574
Special Education Preschool Grants	84.173	N/A	<u>12,493</u>
Total Special Education Cluster			<u>436,067</u>
Rural and Low Income	84.358	N/A	580
Supporting Effective Instruction State Grants	84.367	N/A	134,539
Student Support & Academic Enrichment Program	84.424	N/A	6,479
COVID-19 Elementary and Secondary School Emergency Relief Fund	84.425D	N/A	<u>564,085</u>
Total U.S. Department of Education			<u>1,919,924</u>
U.S. DEPARTMENT OF TREASURY			
<i>Passed Through Ohio Department of Education</i>			
COVID-19 Coronavirus Relief Funds:			
BroadbandOhio Connectivity	21.019	N/A	56,695
Rural and Small Town School Districts	21.019	N/A	<u>95,836</u>
Total U.S. Department of Treasury			<u>152,531</u>
Total Expenditures of Federal Awards			<u>\$2,640,658</u>

The accompanying notes are an integral part of this schedule.

**COSHOCTON CITY SCHOOL DISTRICT
COSHOCTON COUNTY**

**NOTES TO THE SCHEDULE OF EXPENDITURES OF FEDERAL AWARDS
2 CFR 200.510(b)(6)**

FOR THE FISCAL YEAR ENDED JUNE 30, 2021

NOTE A – BASIS OF PRESENTATION

The accompanying Schedule of Expenditures of Federal Awards (the Schedule) includes the federal award activity of the Coshocton City School District, Coshocton County (the District) under programs of the federal government for the fiscal year ended June 30, 2021. The information on this Schedule is prepared in accordance with the requirements of Title 2 U.S. Code of Federal Regulations Part 200, *Uniform Administrative Requirements, Cost Principles, and Audit Requirements for Federal Awards* (Uniform Guidance). Because the Schedule presents only a selected portion of the operations of the District, it is not intended to and does not present the financial position, changes in net position, or cash flows of the District.

NOTE B – SUMMARY OF SIGNIFICANT ACCOUNTING POLICIES

Expenditures reported on the Schedule are reported on the cash basis of accounting. Such expenditures are recognized following the cost principles contained in Title 2 U.S. Code of Federal Regulations Part 200, *Uniform Administrative Requirements, Cost Principles, and Audit Requirements for Federal Awards*, wherein certain types of expenditures may or may not be allowable or may be limited as to reimbursement.

NOTE C – INDIRECT COST RATE

The District has elected not to use the 10-percent de minimis indirect cost rate as allowed under the Uniform Guidance.

NOTE D - CHILD NUTRITION CLUSTER

The District commingles cash receipts from the U.S. Department of Agriculture with similar State grants. When reporting expenditures on this Schedule, the District assumes it expends federal monies first.

NOTE E – FOOD DONATION PROGRAM

The District reports commodities consumed on the Schedule at fair value. The District allocated donated commodities to the respective program that benefited from use of those donated food commodities.

**INDEPENDENT AUDITOR’S REPORT ON INTERNAL CONTROL OVER
FINANCIAL REPORTING AND ON COMPLIANCE AND OTHER MATTERS
REQUIRED BY *GOVERNMENT AUDITING STANDARDS***

Coshocton City School District
Coshocton County
1207 Cambridge Road
Coshocton, Ohio 43812

To the Board of Education:

We have audited, in accordance with auditing standards generally accepted in the United States and the Comptroller General of the United States’ *Government Auditing Standards*, the financial statements of the governmental activities, each major fund, and the aggregate remaining fund information of the Coshocton City School District, Coshocton County, (the District) as of and for the fiscal year ended June 30, 2021, and the related notes to the financial statements, which collectively comprise the District’s basic financial statements and have issued our report thereon dated December 27, 2021, wherein we noted the District adopted GASB Statement No. 84 “*Fiduciary Activities*” as disclosed in Note 3, and considered the financial impact of COVID-19 as disclosed in Note 21.

Internal Control Over Financial Reporting

As part of our financial statement audit, we considered the District’s internal control over financial reporting (internal control) to determine the audit procedures appropriate in the circumstances to the extent necessary to support our opinions on the financial statements, but not to the extent necessary to opine on the effectiveness of the District’s internal control. Accordingly, we have not opined on it.

A *deficiency in internal control* exists when the design or operation of a control does not allow management or employees, when performing their assigned functions, to prevent, or detect and timely correct misstatements. A *material weakness* is a deficiency, or combination of internal control deficiencies resulting in a reasonable possibility that internal control will not prevent or detect and timely correct a material misstatement of the District’s financial statements. A *significant deficiency* is a deficiency, or a combination of deficiencies, in internal control that is less severe than a material weakness, yet important enough to merit attention by those charged with governance.

Our consideration of internal control was for the limited purpose described in the first paragraph of this section and was not designed to identify all internal control deficiencies that might be material weaknesses or significant deficiencies. Given these limitations, we did not identify any deficiencies in internal control that we consider material weaknesses. However, unidentified material weaknesses may exist.


Coshocton City School District
Coshocton County
Independent Auditor's Report on Internal Control Over
Financial Reporting and on Compliance and Other Matters
Required by *Government Auditing Standards*
Page 2

Compliance and Other Matters

As part of reasonably assuring whether the District's financial statements are free of material misstatement, we tested its compliance with certain provisions of laws, regulations, contracts, and grant agreements, noncompliance with which could directly and materially affect the determination of financial statement amounts. However, opining on compliance with those provisions was not an objective of our audit and accordingly, we do not express an opinion. The results of our tests disclosed no instances of noncompliance or other matters we must report under *Government Auditing Standards*.

Purpose of this Report

This report only describes the scope of our internal control and compliance testing and our testing results, and does not opine on the effectiveness of the District's internal control or on compliance. This report is an integral part of an audit performed under *Government Auditing Standards* in considering the District's internal control and compliance. Accordingly, this report is not suitable for any other purpose.



Newark, Ohio
December 27, 2021

**INDEPENDENT AUDITOR'S REPORT ON COMPLIANCE WITH REQUIREMENTS
APPLICABLE TO THE MAJOR FEDERAL PROGRAM AND ON INTERNAL CONTROL
OVER COMPLIANCE REQUIRED BY THE UNIFORM GUIDANCE**

Coshocton City School District
Coshocton County
1207 Cambridge Road
Coshocton, Ohio 43812

To the Board of Education:

Report on Compliance for the Major Federal Program

We have audited the Coshocton City School District's (the District) compliance with the applicable requirements described in the U.S. Office of Management and Budget (OMB) *Compliance Supplement* that could directly and materially affect the District's major federal program for the fiscal year ended June 30, 2021. The *Summary of Auditor's Results* in the accompanying schedule of findings identifies the District's major federal program.

Management's Responsibility

The District's Management is responsible for complying with federal statutes, regulations, and the terms and conditions of its federal awards applicable to its federal programs.

Auditor's Responsibility

Our responsibility is to opine on the District's compliance for the District's major federal program based on our audit of the applicable compliance requirements referred to above. Our compliance audit followed auditing standards generally accepted in the United States of America; the standards for financial audits included in the Comptroller General of the United States' *Government Auditing Standards*; and the audit requirements of Title 2 U.S. *Code of Federal Regulations* Part 200, *Uniform Administrative Requirements, Cost Principles, and Audit Requirements for Federal Awards* (Uniform Guidance). These standards and the Uniform Guidance require us to plan and perform the audit to reasonably assure whether noncompliance with the applicable compliance requirements referred to above that could directly and materially affect a major federal program occurred. An audit includes examining, on a test basis, evidence about the District's compliance with those requirements and performing such other procedures as we considered necessary in the circumstances.

We believe our audit provides a reasonable basis for our compliance opinion on the District's major program. However, our audit does not provide a legal determination of the District's compliance.

Opinion on the Major Federal Program

In our opinion, the Coshocton City School District complied, in all material respects with the compliance requirements referred to above that could directly and materially affect its major federal program for the fiscal year ended June 30, 2021.


Report on Internal Control Over Compliance

The District's management is responsible for establishing and maintaining effective internal control over compliance with the applicable compliance requirements referred to above. In planning and performing our compliance audit, we considered the District's internal control over compliance with the applicable requirements that could directly and materially affect a major federal program, to determine our auditing procedures appropriate for opining on each major federal program's compliance and to test and report on internal control over compliance in accordance with the Uniform Guidance, but not to the extent needed to opine on the effectiveness of internal control over compliance. Accordingly, we have not opined on the effectiveness of the District's internal control over compliance.

A deficiency in internal control over compliance exists when the design or operation of a control over compliance does not allow management or employees, when performing their assigned functions, to prevent, or to timely detect and correct, noncompliance with a federal program's applicable compliance requirement. A *material weakness in internal control over compliance* is a deficiency, or combination of deficiencies, in internal control over compliance, such that there is a reasonable possibility that material noncompliance with a federal program compliance requirement will not be prevented, or timely detected and corrected. A *significant deficiency in internal control over compliance* is a deficiency, or a combination of deficiencies, in internal control over compliance with federal program's applicable compliance requirement that is less severe than a material weakness in internal control over compliance, yet important enough to merit attention by those charged with governance.

Our consideration of internal control over compliance was for the limited purpose described in the first paragraph of this section and would not necessarily identify all deficiencies in internal control over compliance that might be material weaknesses or significant deficiencies. We did not identify any deficiencies in internal control over compliance that we consider to be material weaknesses. However, material weaknesses may exist that have not been identified.

This report only describes the scope of our internal control over compliance tests and the results of this testing based on Uniform Guidance requirements. Accordingly, this report is not suitable for any other purpose.



Newark, Ohio
December 27, 2021

**COSHOCTON CITY SCHOOL DISTRICT
COSHOCTON COUNTY**

**SCHEDULE OF FINDINGS
2 CFR § 200.515
JUNE 30, 2021**

1. SUMMARY OF AUDITOR'S RESULTS

<i>(d)(1)(i)</i>	Type of Financial Statement Opinion	Unmodified
<i>(d)(1)(ii)</i>	Were there any material weaknesses in internal control reported at the financial statement level (GAGAS)?	No
<i>(d)(1)(ii)</i>	Were there any significant deficiencies in internal control reported at the financial statement level (GAGAS)?	No
<i>(d)(1)(iii)</i>	Was there any reported material noncompliance at the financial statement level (GAGAS)?	No
<i>(d)(1)(iv)</i>	Were there any material weaknesses in internal control reported for major federal programs?	No
<i>(d)(1)(iv)</i>	Were there any significant deficiencies in internal control reported for major federal programs?	No
<i>(d)(1)(v)</i>	Type of Major Programs' Compliance Opinion	Unmodified
<i>(d)(1)(vi)</i>	Are there any reportable findings under 2 CFR § 200.516(a)?	No
<i>(d)(1)(vii)</i>	Major Programs (list):	Elementary and Secondary School Emergency Relief Fund/84.425D
<i>(d)(1)(viii)</i>	Dollar Threshold: Type A\B Programs	Type A: > \$750,000 Type B: all others
<i>(d)(1)(ix)</i>	Low Risk Auditee under 2 CFR §200.520?	Yes

**2. FINDINGS RELATED TO THE FINANCIAL STATEMENTS
REQUIRED TO BE REPORTED IN ACCORDANCE WITH GAGAS**

None.

3. FINDINGS FOR FEDERAL AWARDS

None.

This page intentionally left blank.

OHIO AUDITOR OF STATE KEITH FABER



COSHOCTON CITY SCHOOL DISTRICT

COSHOCTON COUNTY

AUDITOR OF STATE OF OHIO CERTIFICATION

This is a true and correct copy of the report, which is required to be filed pursuant to Section 117.26, Revised Code, and which is filed in the Office of the Ohio Auditor of State in Columbus, Ohio.



Certified for Release 2/8/2022

88 East Broad Street, Columbus, Ohio 43215
Phone: 614-466-4514 or 800-282-0370

This report is a matter of public record and is available online at
www.ohioauditor.gov