



OHIO AUDITOR OF STATE
KEITH FABER



**BUCYRUS CITY SCHOOL DISTRICT
CRAWFORD COUNTY
JUNE 30, 2021**

TABLE OF CONTENTS

TITLE	PAGE
Independent Auditor’s Report	1
Prepared by Management:	
Management’s Discussion and Analysis.....	5
Basic Financial Statements:	
Government-Wide Financial Statements:	
Statement of Net Position	17
Statement of Activities.....	18
Fund Financial Statements:	
Balance Sheet – Governmental Funds.....	20
Reconciliation of Total Governmental Fund Balances to Net Position of Governmental Activities.....	21
Statement of Revenues, Expenditures and Changes in Fund Balances – Governmental Funds.....	22
Reconciliation of the Statement of Revenues, Expenditures and Changes in Fund Balances of Governmental Funds to the Statement of Activities.....	23
Statement of Revenues, Expenditures, and Changes in Fund Balance – Budget and Actual (Non-GAAP Budgetary Basis) – General Fund.....	25
Statement of Net Position – Proprietary Funds	26
Statement of Revenues, Expenses and Changes in Net Position – Proprietary Funds.....	27
Statement of Cash Flows – Proprietary Funds	28
Notes to the Basic Financial Statements	29
Schedules of Required Supplementary Information:	
Schedule of the School District’s Proportionate Share of the Net Pension Liability - SERS	70
Schedule of the School District’s Proportionate Share of the Net Pension Liability - STRS	72
Schedule of School District Pension Contributions - SERS	74
Schedule of School District Pension Contributions - STRS.....	76
Schedule of the School District’s Proportionate Share of the Net OPEB Liability - SERS	78
Schedule of the School District’s Proportionate Share of the Net OPEB Liability/Asset - STRS ..	79
Schedule of School District OPEB Contributions - SERS.....	80
Schedule of School District OPEB Contributions - STRS.....	82
Notes to the Required Supplementary Information	84

**BUCYRUS CITY SCHOOL DISTRICT
CRAWFORD COUNTY
JUNE 30, 2021**

**TABLE OF CONTENTS
(Continued)**

TITLE	PAGE
Schedule of Expenditures of Federal Awards.....	87
Notes to the Schedule of Expenditures of Federal Awards	88
Independent Auditor’s Report on Internal Control Over Financial Reporting and on Compliance and Other Matters Required by <i>Government Auditing Standards</i>	89
Independent Auditor’s Report on Compliance with Requirements Applicable to the Major Federal Programs and on Internal Control Over Compliance Required by the Uniform Guidance.....	91
Schedule of Findings.....	93

OHIO AUDITOR OF STATE KEITH FABER



88 East Broad Street
Columbus, Ohio 43215
ContactUs@ohioauditor.gov
(800) 282-0370

INDEPENDENT AUDITOR'S REPORT

Bucyrus City School District
Crawford County
170 Plymouth Street
Bucyrus, Ohio 44820

To the Board of Education:

Report on the Financial Statements

We have audited the accompanying financial statements of the governmental activities, the business-type activities, the major fund, and the aggregate remaining fund information of the Bucyrus City School District, Crawford County, Ohio (the School District), as of and for the year ended June 30, 2021, and the related notes to the financial statements, which collectively comprise the School District's basic financial statements as listed in the table of contents.

Management's Responsibility for the Financial Statements

Management is responsible for preparing and fairly presenting these financial statements in accordance with accounting principles generally accepted in the United States of America; this includes designing, implementing, and maintaining internal control relevant to preparing and fairly presenting financial statements that are free from material misstatement, whether due to fraud or error.

Auditor's Responsibility

Our responsibility is to opine on these financial statements based on our audit. We audited in accordance with auditing standards generally accepted in the United States of America and the financial audit standards in the Comptroller General of the United States' *Government Auditing Standards*. Those standards require us to plan and perform the audit to reasonably assure the financial statements are free from material misstatement.

An audit requires obtaining evidence about financial statement amounts and disclosures. The procedures selected depend on our judgment, including assessing the risks of material financial statement misstatement, whether due to fraud or error. In assessing those risks, we consider internal control relevant to the School District's preparation and fair presentation of the financial statements in order to design audit procedures that are appropriate in the circumstances, but not to the extent needed to opine on the effectiveness of the School District's internal control. Accordingly, we express no such opinion. An audit also includes evaluating the appropriateness of management's accounting policies and the reasonableness of their significant accounting estimates, as well as our evaluation of the overall financial statement presentation.

We believe the audit evidence we obtained is sufficient and appropriate to support our audit opinions.

Opinion

In our opinion, the financial statements referred to above present fairly, in all material respects, the respective financial position of the governmental activities, the business-type activities, each major fund, and the aggregate remaining fund information of the School District as of June 30, 2021, and the respective changes in financial position and, where applicable, cash flows thereof and the budgetary comparison for the General fund thereof for the year then ended in accordance with the accounting principles generally accepted in the United States of America.

Emphasis of Matter

As discussed in Note 21 to the financial statements, the financial impact of COVID-19 and the continuing emergency measures may impact subsequent periods of the School District. We did not modify our opinion regarding this matter.

Other Matters

Required Supplementary Information

Accounting principles generally accepted in the United States of America require this presentation to include *management's discussion and analysis*, and schedules of net pension and other post-employment benefit liabilities and pension and other post-employment benefit contributions listed in the table of contents, to supplement the basic financial statements. Although this information is not part of the basic financial statements, the Governmental Accounting Standards Board considers it essential for placing the basic financial statements in an appropriate operational, economic, or historical context. We applied certain limited procedures to the required supplementary information in accordance with auditing standards generally accepted in the United States of America, consisting of inquiries of management about the methods of preparing the information and comparing the information for consistency with management's responses to our inquiries, to the basic financial statements, and other knowledge we obtained during our audit of the basic financial statements. We do not opine or provide any assurance on the information because the limited procedures do not provide us with sufficient evidence to opine or provide any other assurance.

Supplementary and Other Information

Our audit was conducted to opine on the School District's basic financial statements taken as a whole.

The Schedule of Expenditures of Federal Awards presents additional analysis as required by Title 2 U.S. Code of Federal Regulations (CFR) Part 200, Uniform Administrative Requirements, Cost Principles, and Audit Requirements for Federal Awards and is not a required part of the financial statements.

The schedule is management's responsibility, and derives from and relates directly to the underlying accounting and other records used to prepare the basic financial statements. We subjected this information to the auditing procedures we applied to the basic financial statements. We also applied certain additional procedures, including comparing and reconciling this information directly to the underlying accounting and other records used to prepare the basic financial statements or to the basic financial statements themselves in accordance with auditing standards generally accepted in the United States of America. In our opinion, this information is fairly stated in all material respects in relation to the basic financial statements taken as a whole.

Other Reporting Required by Government Auditing Standards

In accordance with *Government Auditing Standards*, we have also issued our report dated April 1, 2022, on our consideration of the School District's internal control over financial reporting and our tests of its compliance with certain provisions of laws, regulations, contracts and grant agreements and other matters. That report describes the scope of our internal control testing over financial reporting and compliance, and the results of that testing, and does not opine on internal control over financial reporting or on compliance. That report is an integral part of an audit performed in accordance with *Government Auditing Standards* in considering the School District's internal control over financial reporting and compliance.



Keith Faber
Auditor of State
Columbus, Ohio

April 1, 2022

THIS PAGE INTENTIONALLY LEFT BLANK

**BUCYRUS CITY SCHOOL DISTRICT
CRAWFORD COUNTY, OHIO**

MANAGEMENT'S DISCUSSION AND ANALYSIS
FOR THE FISCAL YEAR ENDED JUNE 30, 2021
UNAUDITED

The management's discussion and analysis of Bucyrus City School District's (the "School District") financial performance provides an overall review of the School District's financial activities for the fiscal year ended June 30, 2021. The intent of this discussion and analysis is to look at the School District's financial performance as a whole; readers should also review the basic financial statements and notes to the basic financial statements to enhance their understanding of the School District's financial performance.

Financial Highlights

Key financial highlights for 2021 are as follows:

- In total, net position increased \$480,232. Net position of governmental activities increased \$476,660, which represents a 2.23% increase from 2020's net position. Net position of business-type activities increased \$3,572 or 9.23% from 2020.
- General revenues accounted for \$16,689,901 in revenue or 75.30% of all governmental activities revenues. Program specific revenues in the form of charges for services and sales, and grants and contributions accounted for \$5,473,209 or 24.70% of total governmental activities revenues of \$22,163,110.
- The School District had \$21,686,450 in expenses related to governmental activities; only \$5,473,209 of expenses were offset by program specific charges for services and sales, grants or contributions. General revenues supporting governmental activities (primarily property taxes and unrestricted grants and entitlements) of \$16,689,901 were used to provide for these programs.
- The School District's major governmental fund is the general fund. The general fund had \$17,557,705 in revenues and \$16,889,553 in expenditures. The fund balance of the general fund increased \$668,152 from a balance of \$12,253,560 to \$12,921,712.

Using this Financial Report

This annual report consists of a series of financial statements and notes to those statements. These statements are organized so the reader can understand the School District as a financial whole, an entire operating entity. The statements then proceed to provide an increasingly detailed look at specific financial activities.

The *statement of net position* and *statement of activities* provide information about the activities of the whole School District, presenting both an aggregate view of the School District's finances and a longer-term view of those finances. Fund financial statements provide the next level of detail. For governmental funds, these statements tell how services were financed in the short-term as well as what remains for future spending. The fund financial statements also look at the School District's most significant funds with all other nonmajor funds presented in total in one column. The School District's major governmental fund is the general fund.

**BUCYRUS CITY SCHOOL DISTRICT
CRAWFORD COUNTY, OHIO**

MANAGEMENT'S DISCUSSION AND ANALYSIS
FOR THE FISCAL YEAR ENDED JUNE 30, 2021
UNAUDITED

Reporting the School District as a Whole

Statement of Net Position and the Statement of Activities

While this document contains the large number of funds used by the School District to provide programs and activities, the view of the School District as a whole looks at all financial transactions and asks the question, "How did we do financially during 2021?" The statement of net position and the statement of activities answer this question. These statements include *all assets, deferred outflows of resources, liabilities, deferred inflows of resources, revenues and expenses* using the *accrual basis of accounting* similar to the accounting used by most private-sector companies. This basis of accounting will take into account all of the current year's revenues and expenses regardless of when cash is received or paid.

These two statements report the School District's *net position* and changes in that position. This change in net position is important because it tells the reader that, for the School District as a whole, the *financial position* of the School District has improved or diminished. The causes of this change may be the result of many factors, some financial, some not. Non-financial factors include the School District's property tax base, current property tax laws in Ohio restricting revenue growth, facility conditions, required educational programs and other factors.

In the statement of net position and the statement of activities, the School District is divided into two distinct kinds of activities:

Governmental Activities - Most of the School District's programs and services are reported here including instruction, support services, operations and maintenance, pupil transportation, extracurricular activities and food service operations.

Business-Type Activities - These services are provided on a charge for goods or services basis to recover all or a significant portion of the expenses of the goods or services provided. The School District's early childhood development program is reported as a business-type activity.

Reporting the School District's Most Significant Funds

Fund Financial Statements

The analysis of the School District's major governmental funds begins on page 11. Fund financial reports provide detailed information about the School District's major funds. The School District uses many funds to account for a multitude of financial transactions. However, these fund financial statements focus on the School District's most significant funds.

Governmental Funds

Most of the School District's activities are reported in governmental funds, which focus on how money flows into and out of those funds and the balances left at year-end available for spending in future periods. These funds are reported using an accounting method called *modified accrual* accounting, which measures cash and all other *financial assets* that can readily be converted to cash. The governmental fund statements provide a detailed *short-term* view of the School District's general government operations and the basic services it provides. Governmental fund information helps you determine whether there are more or fewer financial resources that can be spent in the near future to finance educational programs. The relationship (or differences) between governmental *activities* (reported in the statement of net position and the statement of activities) and governmental *funds* is reconciled in the financial statements. The basic governmental fund financial statements can be found on pages 18-22 of this report.

**BUCYRUS CITY SCHOOL DISTRICT
CRAWFORD COUNTY, OHIO**

**MANAGEMENT'S DISCUSSION AND ANALYSIS
FOR THE FISCAL YEAR ENDED JUNE 30, 2021
UNAUDITED**

Proprietary Funds

There are two types of proprietary funds: enterprise funds and internal service funds. The enterprise funds use the same basis of accounting as business-type activities; therefore, these statements will essentially match information provided in the statements for the School District as a whole. Internal service funds are an accounting device used to accumulate and allocate costs internally among the School District's various functions. The School District's internal service fund accounts for employee benefits self-insurance. The proprietary fund financial statements can be found on pages 23-25 of this report.

Notes to the Basic Financial Statements

The notes provide additional information that is essential to a full understanding of the data provided in the government-wide and fund financial statements.

Required Supplementary Information

In addition to the basic financial statements and accompanying notes, this report also presents certain required supplementary information concerning the School District's net pension liability, net OPEB asset/liability and pension and OPEB contributions.

**BUCYRUS CITY SCHOOL DISTRICT
CRAWFORD COUNTY, OHIO**

MANAGEMENT'S DISCUSSION AND ANALYSIS
FOR THE FISCAL YEAR ENDED JUNE 30, 2021
UNAUDITED

The School District as a Whole

Recall that the statement of net position provides the perspective of the School District as a whole. The table below provides a summary of the School District's net position for 2021 and 2020.

	Net Position					
	Governmental		Business-Type		Total	
	Activities		Activities			
	2021	2020	2021	2020	2021	2020
<u>Assets</u>						
Current assets	\$ 21,926,354	\$ 21,432,888	\$ 42,263	\$ 38,691	\$ 21,968,617	\$ 21,471,579
Net OPEB asset	920,597	927,039	-	-	920,597	927,039
Capital assets, net	<u>30,525,695</u>	<u>31,408,534</u>	<u>-</u>	<u>-</u>	<u>30,525,695</u>	<u>31,408,534</u>
Total assets	<u>53,372,646</u>	<u>53,768,461</u>	<u>42,263</u>	<u>38,691</u>	<u>53,414,909</u>	<u>53,807,152</u>
<u>Deferred outflows of resources</u>						
Pension	2,812,822	2,962,178	-	-	2,812,822	2,962,178
OPEB	466,559	354,051	-	-	466,559	354,051
Unamortized deferred charges on debt refunding	<u>421,324</u>	<u>1,224,571</u>	<u>-</u>	<u>-</u>	<u>421,324</u>	<u>1,224,571</u>
Total deferred outflows of resources	<u>3,700,705</u>	<u>4,540,800</u>	<u>-</u>	<u>-</u>	<u>3,700,705</u>	<u>4,540,800</u>
<u>Liabilities</u>						
Current liabilities	1,809,601	1,699,466	-	-	1,809,601	1,699,466
Long-term liabilities:						
Due within one year	816,027	830,652	-	-	816,027	830,652
Due in more than one year:						
Net pension liability	16,795,476	16,301,174	-	-	16,795,476	16,301,174
Net OPEB liability	1,397,728	1,679,885	-	-	1,397,728	1,679,885
Other amounts	<u>9,270,213</u>	<u>10,447,971</u>	<u>-</u>	<u>-</u>	<u>9,270,213</u>	<u>10,447,971</u>
Total liabilities	<u>30,089,045</u>	<u>30,959,148</u>	<u>-</u>	<u>-</u>	<u>30,089,045</u>	<u>30,959,148</u>
<u>Deferred inflows of resources</u>						
Property taxes levied for the next fiscal year	2,147,709	2,867,326	-	-	2,147,709	2,867,326
PILOTS levied for the next fiscal year	-	36,555	-	-	-	36,555
Pension	993,703	1,343,264	-	-	993,703	1,343,264
OPEB	<u>1,976,663</u>	<u>1,713,397</u>	<u>-</u>	<u>-</u>	<u>1,976,663</u>	<u>1,713,397</u>
Total deferred inflows of resources	<u>5,118,075</u>	<u>5,960,542</u>	<u>-</u>	<u>-</u>	<u>5,118,075</u>	<u>5,960,542</u>
<u>Net Position</u>						
Net investment in capital assets	22,921,765	23,374,384	-	-	22,921,765	23,374,384
Restricted	582,491	361,637	-	-	582,491	361,637
Unrestricted (deficit)	<u>(1,638,025)</u>	<u>(2,346,450)</u>	<u>42,263</u>	<u>38,691</u>	<u>(1,595,762)</u>	<u>(2,307,759)</u>
Total net position	<u>\$ 21,866,231</u>	<u>\$ 21,389,571</u>	<u>\$ 42,263</u>	<u>\$ 38,691</u>	<u>\$ 21,908,494</u>	<u>\$ 21,428,262</u>

**BUCYRUS CITY SCHOOL DISTRICT
CRAWFORD COUNTY, OHIO**

MANAGEMENT'S DISCUSSION AND ANALYSIS
FOR THE FISCAL YEAR ENDED JUNE 30, 2021
UNAUDITED

The net pension liability (NPL) is the largest single liability reported by the School District at June 30, 2021 and is reported pursuant to GASB Statement 68, "Accounting and Financial Reporting for Pensions—an Amendment of GASB Statement 27." For fiscal year 2020, the School District adopted GASB Statement 75, "Accounting and Financial Reporting for Postemployment Benefits Other Than Pensions," which significantly revises accounting for costs and liabilities related to other postemployment benefits (OPEB). For reasons discussed below, many end users of this financial statement will gain a clearer understanding of the District's actual financial condition by adding deferred inflows related to pension and OPEB, the net pension liability and the net OPEB liability to the reported net position and subtracting deferred outflows related to pension and OPEB.

Governmental Accounting Standards Board standards are national and apply to all government financial reports prepared in accordance with generally accepted accounting principles. Prior accounting for pensions (GASB 27) and postemployment benefits (GASB 45) focused on a funding approach. This approach limited pension and OPEB costs to contributions annually required by law, which may or may not be sufficient to fully fund each plan's net pension liability or net OPEB liability. GASB 68 and GASB 75 take an earnings approach to pension and OPEB accounting; however, the nature of Ohio's statewide pension/OPEB plans and state law governing those systems requires additional explanation in order to properly understand the information presented in these statements.

GASB 68 and GASB 75 require the net pension liability and the net OPEB liability to equal the School District's proportionate share of each plan's collective:

1. Present value of estimated future pension/OPEB benefits attributable to active and inactive employees' past service.
2. Minus plan assets available to pay these benefits.

GASB notes that pension and OPEB obligations, whether funded or unfunded, are part of the "employment exchange" – that is, the employee is trading his or her labor in exchange for wages, benefits, and the promise of a future pension and other postemployment benefits. GASB noted that the unfunded portion of this promise is a present obligation of the government, part of a bargained-for benefit to the employee, and should accordingly be reported by the government as a liability since they received the benefit of the exchange. However, the School District is not responsible for certain key factors affecting the balance of these liabilities. In Ohio, the employee shares the obligation of funding pension benefits with the employer. Both employer and employee contribution rates are capped by State statute. A change in these caps requires action of both Houses of the General Assembly and approval of the Governor. Benefit provisions are also determined by State statute. The Ohio Revised Code permits, but does not require, the retirement systems to provide healthcare to eligible benefit recipients. The retirement systems may allocate a portion of the employer contributions to provide for these OPEB benefits.

The employee enters the employment exchange with the knowledge that the employer's promise is limited not by contract but by law. The employer enters the exchange also knowing that there is a specific, legal limit to its contribution to the retirement system. In Ohio, there is no legal means to enforce the unfunded liability of the pension/OPEB plan as against the public employer. State law operates to mitigate/lessen the moral obligation of the public employer to the employee, because all parties enter the employment exchange with notice as to the law. The retirement system is responsible for the administration of the pension and OPEB plans.

Most long-term liabilities have set repayment schedules or, in the case of compensated absences (i.e. sick and vacation leave), are satisfied through paid time-off or termination payments. There is no repayment schedule for the net pension liability or the net OPEB asset/liability. As explained above, changes in benefits, contribution rates, and return on investments affect the balance of these liabilities but are outside the control of the local government. In the event that contributions, investment returns, and other changes are insufficient to keep up with required payments, State statute does not assign/identify the responsible party for the unfunded portion. Due to the unique nature of how the net pension liability and the net OPEB asset/liability are satisfied, these liabilities are separately identified within the long-term liability section of the statement of net position.

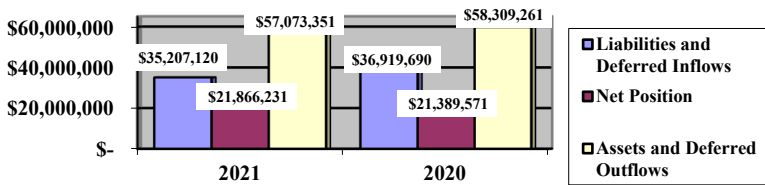
**BUCYRUS CITY SCHOOL DISTRICT
CRAWFORD COUNTY, OHIO**

MANAGEMENT'S DISCUSSION AND ANALYSIS
FOR THE FISCAL YEAR ENDED JUNE 30, 2021
UNAUDITED

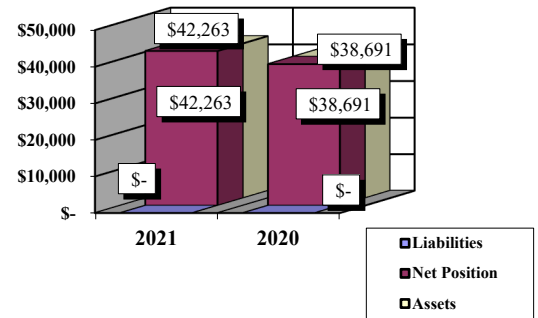
In accordance with GASB 68 and GASB 75, the School District's statements prepared on an accrual basis of accounting include an annual pension expense and an annual OPEB expense for their proportionate share of each plan's change in net pension liability and net OPEB asset/liability, respectively, not accounted for as deferred inflows/outflows.

The graph below shows the School District's assets and deferred outflows of resources, liabilities and deferred inflows of resources, and net position at June 30, 2021 and 2020.

Governmental - Net Position



Business-Type - Net Position



The table below shows the changes in net position for fiscal years 2021 and 2020.

Change in Net Position

	Governmental Activities		Business-Type Activities		Totals	
	2021	2020	2021	2020	2021	2020
Revenues						
Program revenues:						
Charges for services and sales	\$ 552,691	\$ 931,871	\$ 21,596	\$ 19,607	\$ 574,287	\$ 951,478
Operating grants and contributions	4,920,518	3,736,122	-	-	4,920,518	3,736,122
General revenues:						
Property taxes	4,832,648	5,170,509	-	-	4,832,648	5,170,509
Payments in lieu of taxes	8,982	36,555	-	-	8,982	36,555
Grants and entitlements not restricted	11,743,027	11,714,328	-	-	11,743,027	11,714,328
Investment earnings	8,033	199,412	-	-	8,033	199,412
Miscellaneous	97,211	89,136	-	-	97,211	89,136
Total revenues	22,163,110	21,877,933	21,596	19,607	22,184,706	21,897,540

- Continued

**BUCYRUS CITY SCHOOL DISTRICT
CRAWFORD COUNTY, OHIO**

MANAGEMENT'S DISCUSSION AND ANALYSIS
FOR THE FISCAL YEAR ENDED JUNE 30, 2021
UNAUDITED

	Governmental Activities		Business-Type Activities		Totals	
	2021	2020	2021	2020	2021	2020
Expenses						
Program expenses:						
Instruction:						
Regular	\$ 6,286,453	\$ 6,720,882	\$ -	\$ -	\$ 6,286,453	\$ 6,720,882
Special	3,223,074	3,005,857	-	-	3,223,074	3,005,857
Vocational	25,662	26,303	-	-	25,662	26,303
Other	3,916,521	3,283,113	-	-	3,916,521	3,283,113
Support services:						
Pupil	657,573	653,143	-	-	657,573	653,143
Instructional staff	545,899	71,565	-	-	545,899	71,565
Board of education	43,966	45,043	-	-	43,966	45,043
Administration	1,418,790	1,604,927	-	-	1,418,790	1,604,927
Fiscal	670,978	683,795	-	-	670,978	683,795
Business	825,392	771,370	-	-	825,392	771,370
Operations and maintenance	1,477,243	1,287,839	-	-	1,477,243	1,287,839
Pupil transportation	318,094	392,880	-	-	318,094	392,880
Central	351,646	310,004	-	-	351,646	310,004
Operation of non-instructional services:						
Food service operations	809,893	891,280	-	-	809,893	891,280
Other non-instructional services	2,313	-	-	-	2,313	-
Extracurricular activities	524,197	533,270	-	-	524,197	533,270
Interest and fiscal charges	588,756	451,731	-	-	588,756	451,731
Early childhood development	-	-	18,024	16,172	18,024	16,172
Total expenses	<u>21,686,450</u>	<u>20,733,002</u>	<u>18,024</u>	<u>16,172</u>	<u>21,704,474</u>	<u>20,749,174</u>
Changes in net position	476,660	1,144,931	3,572	3,435	480,232	1,148,366
Net position at beginning of year	<u>21,389,571</u>	<u>20,244,640</u>	<u>38,691</u>	<u>35,256</u>	<u>21,428,262</u>	<u>20,279,896</u>
Net position at end of year	<u>\$ 21,866,231</u>	<u>\$ 21,389,571</u>	<u>\$ 42,263</u>	<u>\$ 38,691</u>	<u>\$ 21,908,494</u>	<u>\$ 21,428,262</u>

Governmental Activities

Net position of the School District's governmental activities increased \$476,660. Total governmental expenses of \$21,686,450 were offset by program revenues of \$5,473,209, and general revenues of \$16,689,901. Program revenues supported 25.24% of the total governmental expenses.

Expenses of the governmental activities increased \$953,448 or 4.60%. This increase in expense is mainly due to benefit changes made by STRS and SERS.

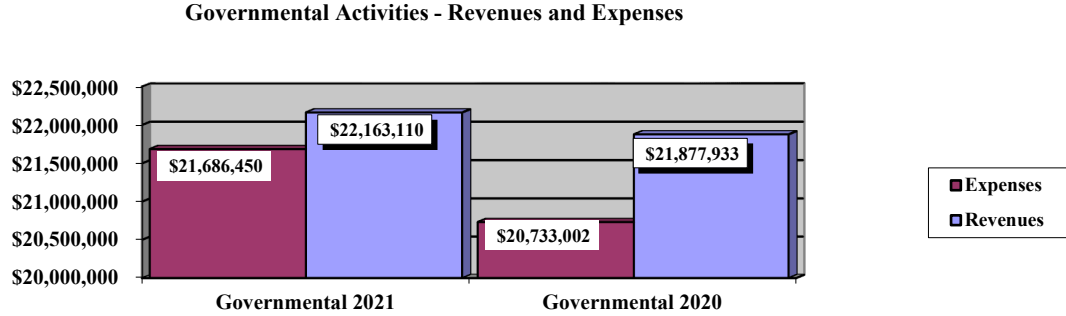
The primary sources of revenue for governmental activities are derived from property taxes and unrestricted grants and entitlements. These two revenue sources represent 74.83% of total governmental revenue.

The largest expense of the School District is for instructional programs. Instruction expenses totaled \$13,451,710 or 62.03% of total governmental expenses for fiscal year 2021.

**BUCYRUS CITY SCHOOL DISTRICT
CRAWFORD COUNTY, OHIO**

MANAGEMENT'S DISCUSSION AND ANALYSIS
FOR THE FISCAL YEAR ENDED JUNE 30, 2021
UNAUDITED

The graph below presents the School District's governmental activities revenue and expenses for fiscal years 2021 and 2020.



The statement of activities shows the cost of program services and the charges for services and grants and contributions offsetting those services. The following table shows, for governmental activities, the total cost of services and the net cost of services for 2021 and 2020. That is, it identifies the cost of these services supported by tax revenue and unrestricted State grants and entitlements.

Governmental Activities

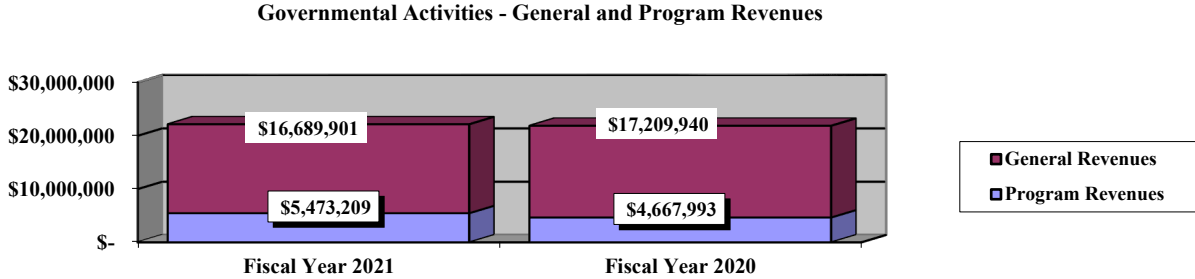
	Total Cost of Services <u>2021</u>	Net Cost of Services <u>2021</u>	Total Cost of Services <u>2020</u>	Net Cost of Services <u>2020</u>
Program expenses:				
Instruction:				
Regular	\$ 6,286,453	\$ 5,013,705	\$ 6,720,882	\$ 5,579,652
Special	3,223,074	1,007,819	3,005,857	732,824
Vocational	25,662	6,362	26,303	7,003
Other	3,916,521	3,916,521	3,283,113	3,283,113
Support services:				
Pupil	657,573	318,840	653,143	427,153
Instructional staff	545,899	(37,149)	71,565	48,850
Board of education	43,966	43,966	45,043	45,043
Administration	1,418,790	1,403,688	1,604,927	1,602,101
Fiscal	670,978	670,978	683,795	683,795
Business	825,392	825,392	771,370	771,298
Operations and maintenance	1,477,243	1,416,222	1,287,839	1,220,588
Pupil transportation	318,094	280,954	392,880	346,399
Central	351,646	351,646	310,004	310,004
Operation of non-instructional services:				
Food service operations	809,893	(39,018)	891,280	122,764
Other non-instructional services	2,313	(160)	-	-
Extracurricular activities	524,197	444,719	533,270	432,691
Interest and fiscal charges	588,756	588,756	451,731	451,731
Total expenses	\$ 21,686,450	\$ 16,213,241	\$ 20,733,002	\$ 16,065,009

The dependence upon tax and other general revenues for governmental activities is apparent, as 73.93% of instruction activities are supported through taxes and other general revenues. For all governmental activities, general revenue support is 74.76%. The School District's taxpayers and unrestricted grants and entitlements from the State are the primary support for the School District's students.

**BUCYRUS CITY SCHOOL DISTRICT
CRAWFORD COUNTY, OHIO**

MANAGEMENT'S DISCUSSION AND ANALYSIS
FOR THE FISCAL YEAR ENDED JUNE 30, 2021
UNAUDITED

The graph below presents the School District's governmental activities revenue for fiscal years 2021 and 2020.



Business-Type Activities

Business-type activities include early childhood development operations. These programs had revenues of \$21,596 and expenses of \$18,024 for fiscal year 2021. The School District's business-type activities do not receive support from tax revenues.

The School District's Funds

The School District's governmental funds (as presented on the balance sheet on page 18) reported a combined fund balance of \$14,007,804 which is \$796,571 greater than last year's total of \$13,211,233. The schedule below indicates the fund balance and the total change in fund balance as of June 30, 2021 and 2020.

	<u>Fund Balance June 30, 2021</u>	<u>Fund Balance June 30, 2020</u>	<u>Change</u>
General	\$ 12,921,712	\$ 12,253,560	\$ 668,152
Other governmental	<u>1,086,092</u>	<u>957,673</u>	<u>128,419</u>
Total	<u>\$ 14,007,804</u>	<u>\$ 13,211,233</u>	<u>\$ 796,571</u>

General Fund

The School District's general fund balance increased \$668,152 during fiscal year 2021. The table that follows assists in illustrating the revenues of the general fund.

	<u>2021 Amount</u>	<u>2020 Amount</u>	<u>Percentage Change</u>
<u>Revenues</u>			
Taxes	\$ 3,943,690	\$ 4,141,641	(4.78) %
Intergovernmental	13,105,138	13,043,070	0.48 %
Other revenues	<u>508,877</u>	<u>931,748</u>	(45.38) %
Total	<u>\$ 17,557,705</u>	<u>\$ 18,116,459</u>	(3.08) %

During fiscal year 2021 the general fund's revenues decreased \$558,754 or 3.08%. The decrease in other revenues is primarily due to a decrease in investment earning and tuition in fiscal year 2021 compared to fiscal year 2020.

**BUCYRUS CITY SCHOOL DISTRICT
CRAWFORD COUNTY, OHIO**

MANAGEMENT'S DISCUSSION AND ANALYSIS
FOR THE FISCAL YEAR ENDED JUNE 30, 2021
UNAUDITED

The table that follows assists in illustrating the expenditures of the general fund.

	2021 <u>Amount</u>	2020 <u>Amount</u>	Percentage <u>Change</u>
<u>Expenditures</u>			
Instruction	\$ 11,361,143	\$ 10,843,600	4.77 %
Support services	5,137,697	5,174,372	(0.71) %
Extracurricular activities	<u>390,713</u>	<u>379,454</u>	2.97 %
Total	<u>\$ 16,889,553</u>	<u>\$ 16,397,426</u>	3.00 %

During fiscal year 2021 the general fund's expenditures remained stable with a slight increase of 3.00% from fiscal year 2020.

General Fund Budgeting Highlights

The School District's budget is prepared according to Ohio law and is based on accounting for certain transactions on a basis of cash receipts, disbursements, and encumbrances. The most significant budgeted fund is the general fund.

During the course of fiscal year 2021, the School District amended its general fund budget. The School District uses site-based budgeting and the budgeting systems are designed to tightly control total site budgets but provide flexibility for site management.

For the general fund, final budgeted revenues and other financing sources of \$16,921,571 were \$652,977 below actual revenues and other financing sources of \$17,574,548. The original budgeted revenues and other financing sources of \$17,824,641 were \$903,070 more than final budgeted revenues and other financing sources.

General fund final appropriations were \$17,839,650. The actual budget basis expenditures for fiscal year 2021 totaled \$18,144,182, which was \$304,532 more than the final budget appropriations. The final appropriations were \$387,717 greater than the original appropriations of \$17,451,933.

Capital Assets and Debt Administration

Capital Assets

At the end of fiscal year 2021, the School District had \$30,525,695 invested in land, land/improvements, buildings/improvements, furniture/equipment, and vehicles. The following table shows fiscal year 2021 balances compared to 2020:

**Capital Assets at June 30
(Net of Depreciation)**

	<u>Governmental Activities</u>	
	<u>2021</u>	<u>2020</u>
Land	\$ 424,160	\$ 424,160
Land/improvements	468,285	495,153
Building/improvements	28,956,412	29,739,837
Furniture/equipment	354,176	385,338
Vehicles	<u>322,662</u>	<u>364,046</u>
Total	<u>\$ 30,525,695</u>	<u>\$ 31,408,534</u>

See Note 8 to the basic financial statements for detail on the School District's capital assets.

**BUCYRUS CITY SCHOOL DISTRICT
CRAWFORD COUNTY, OHIO**

MANAGEMENT'S DISCUSSION AND ANALYSIS
FOR THE FISCAL YEAR ENDED JUNE 30, 2021
UNAUDITED

Debt Administration

At June 30, 2021 the School District had \$8,386,456 in general obligation bonds outstanding. The general obligation bonds are comprised of current issue bonds and capital appreciation bonds. Of this total debt outstanding, \$710,000 is due within one year and \$7,676,456 is due in more than one year. The table below summarizes the bonds outstanding:

Outstanding Debt, at June 30

	Governmental Activities <u>2021</u>	Governmental Activities <u>2020</u>
Current interest bonds	\$ 7,060,000	\$ 7,665,000
Capital appreciation bonds	205,000	240,000
Capital appreciation bonds - accreted interest	<u>1,121,456</u>	<u>1,006,337</u>
Total	<u>\$ 8,386,456</u>	<u>\$ 8,911,337</u>

See Note 10 to the basic financial statements for detail on the School District's debt administration.

Current Financial Related Activities

The Bucyrus City Schools Board of Education governs our School District finances. Each October and May, the School District prepares a five-year forecast. This year our forecast is laden with risks and uncertainty due to the economic climate and volatility of the legislative changes that are happening very fast and with little time to plan. We are simply responding to the cause-and-effect of the economic changes with promptness. The items below give a short description of the current issues and how they may affect our forecast long term:

Economic Outlook

The May 2021 forecast is being filed during a recovery from the COVID-19 Pandemic and a health and financial struggle that encompassed our state, country and global economy. School Districts play a vital role in their communities and we believe it is important to maintain continuity of services to our students and staff. The District has maintained services to students throughout the Pandemic. The State of Ohio's economic pressure has not been as great as first expected, due to the effects of the pandemic, thus the restoration of a portion of the original school foundation funding cuts was ordered by the Governor on January 22, 2021. Federal funding sent to School Districts through the Elementary and Secondary Schools Education Relief Funds (ESSER) has also been a much needed resource to offset the loss of state funding. Additional Federal CARES Act funding was used to cover the costs of additional technology needs, personal protective equipment, and cleaning costs caused by the pandemic. Data and assumptions noted in this forecast are based on the best and most reliable data available to us as of the date of this forecast.

Contacting the School District's Financial Management

This financial report is designed to provide our citizens, taxpayers, investors and creditors with a general overview of the School District's finances and to show the School District's accountability for the money it receives. If you have questions about this report or need additional financial information contact Mr. Ryan Cook, Treasurer, Bucyrus City School District, 170 Plymouth Street, Bucyrus, Ohio 44820.

THIS PAGE INTENTIONALLY LEFT BLANK

**BUCYRUS LOCAL SCHOOL DISTRICT
CRAWFORD COUNTY, OHIO**

STATEMENT OF NET POSITION
JUNE 30, 2021

	Governmental Activities	Business-type Activities	Total
Assets:			
Equity in pooled cash and cash equivalents	\$ 16,384,144	\$ 42,263	\$ 16,426,407
Receivables:			
Property taxes	4,789,949	-	4,789,949
Accounts	10,505	-	10,505
Accrued interest	993	-	993
Intergovernmental	649,387	-	649,387
Prepayments	82,112	-	82,112
Materials and supplies inventory	2,719	-	2,719
Inventory held for resale	6,545	-	6,545
Net OPEB asset	920,597	-	920,597
Capital assets:			
Nondepreciable capital assets	424,160	-	424,160
Depreciable capital assets, net	30,101,535	-	30,101,535
Capital assets, net	<u>30,525,695</u>	<u>-</u>	<u>30,525,695</u>
Total assets	<u>53,372,646</u>	<u>42,263</u>	<u>53,414,909</u>
Deferred outflows of resources:			
Unamortized deferred charges on debt refunding	421,324	-	421,324
Pension	2,812,822	-	2,812,822
OPEB	466,559	-	466,559
Total deferred outflows of resources	<u>3,700,705</u>	<u>-</u>	<u>3,700,705</u>
Liabilities:			
Accounts payable	81,903	-	81,903
Accrued wages and benefits payable	1,176,597	-	1,176,597
Intergovernmental payable	35,442	-	35,442
Pension obligation payable	222,048	-	222,048
Accrued interest payable	80,609	-	80,609
Claims payable	213,002	-	213,002
Long-term liabilities:			
Due within one year	816,027	-	816,027
Due in more than one year:			
Net pension liability	16,795,476	-	16,795,476
Net OPEB liability	1,397,728	-	1,397,728
Other amounts due in more than one year	9,270,213	-	9,270,213
Total liabilities	<u>30,089,045</u>	<u>-</u>	<u>30,089,045</u>
Deferred inflows of resources:			
Property taxes levied for the next fiscal year:	2,147,709	-	2,147,709
Pension	993,703	-	993,703
OPEB	1,976,663	-	1,976,663
Total deferred inflows of resources	<u>5,118,075</u>	<u>-</u>	<u>5,118,075</u>
Net position:			
Net investment in capital assets	22,921,765	-	22,921,765
Restricted for:			
Capital projects	104,108	-	104,108
Classroom facilities maintenance	159,601	-	159,601
State funded programs	2,153	-	2,153
Federally funded programs	139,846	-	139,846
Food service operations	72,268	-	72,268
Student activities	80,327	-	80,327
Other purposes	24,188	-	24,188
Unrestricted (deficit)	(1,638,025)	42,263	(1,595,762)
Total net position	<u>\$ 21,866,231</u>	<u>\$ 42,263</u>	<u>\$ 21,908,494</u>

SEE ACCOMPANYING NOTES TO THE BASIC FINANCIAL STATEMENTS

**BUCYRUS LOCAL SCHOOL DISTRICT
CRAWFORD COUNTY, OHIO**

STATEMENT OF ACTIVITIES
FOR THE FISCAL YEAR ENDED JUNE 30, 2021

	<u>Expenses</u>	<u>Program Revenues</u>	
		<u>Charges for Services and Sales</u>	<u>Operating Grants and Contributions</u>
Governmental activities:			
Instruction:			
Regular	\$ 6,286,453	\$ 310,452	\$ 962,296
Special	3,223,074	82,205	2,133,050
Vocational	25,662	-	19,300
Other	3,916,521	-	-
Support services:			
Pupil	657,573	-	338,733
Instructional staff	545,899	-	583,048
Board of education	43,966	-	-
Administration	1,418,790	-	15,102
Fiscal	670,978	-	-
Business	825,392	-	-
Operations and maintenance	1,477,243	-	61,021
Pupil transportation	318,094	-	37,140
Central	351,646	-	-
Operation of non-instructional services:			
Food service operations	809,893	80,556	768,355
Other non-instructional services	2,313	-	2,473
Extracurricular activities	524,197	79,478	-
Interest and fiscal charges	588,756	-	-
Total governmental activities	<u>21,686,450</u>	<u>552,691</u>	<u>4,920,518</u>
Business-type activities:			
Early Childhood Development	18,024	21,596	-
Total business-type activities	<u>18,024</u>	<u>21,596</u>	<u>-</u>
Totals	<u>\$ 21,704,474</u>	<u>\$ 574,287</u>	<u>\$ 4,920,518</u>

General revenues:

Property taxes levied for:
 General purposes
 Debt service
 Capital outlay
 Classroom facilities maintenance
Payments in lieu of taxes
Grants and entitlements not restricted
to specific programs
Investment earnings
Miscellaneous
Total general revenues

Change in net position

Net position at beginning of year

Net position at end of year

SEE ACCOMPANYING NOTES TO THE BASIC FINANCIAL STATEMENTS

**Net (Expense) Revenue
and Changes in Net Position**

Governmental Activities	Business-Type Activities	Total
\$ (5,013,705)	\$ -	\$ (5,013,705)
(1,007,819)	-	(1,007,819)
(6,362)	-	(6,362)
(3,916,521)	-	(3,916,521)
(318,840)	-	(318,840)
37,149	-	37,149
(43,966)	-	(43,966)
(1,403,688)	-	(1,403,688)
(670,978)	-	(670,978)
(825,392)	-	(825,392)
(1,416,222)	-	(1,416,222)
(280,954)	-	(280,954)
(351,646)	-	(351,646)
39,018	-	39,018
160	-	160
(444,719)	-	(444,719)
(588,756)	-	(588,756)
(16,213,241)	-	(16,213,241)
-	3,572	3,572
-	3,572	3,572
(16,213,241)	3,572	(16,209,669)
3,915,910	-	3,915,910
778,338	-	778,338
49,570	-	49,570
88,830	-	88,830
8,982	-	8,982
11,743,027	-	11,743,027
8,033	-	8,033
97,211	-	97,211
16,689,901	-	16,689,901
476,660	3,572	480,232
21,389,571	38,691	21,428,262
<u>\$ 21,866,231</u>	<u>\$ 42,263</u>	<u>\$ 21,908,494</u>

**BUCYRUS LOCAL SCHOOL DISTRICT
CRAWFORD COUNTY, OHIO**

BALANCE SHEET
GOVERNMENTAL FUNDS
JUNE 30, 2021

	General	Nonmajor Governmental Funds	Total Governmental Funds
Assets:			
Equity in pooled cash and cash equivalents	\$ 12,094,867	\$ 1,045,835	\$ 13,140,702
Receivables:			
Property taxes	3,887,887	902,062	4,789,949
Accounts	10,505	-	10,505
Accrued interest	993	-	993
Intergovernmental	221,566	427,821	649,387
Prepayments	81,310	802	82,112
Materials and supplies inventory	-	2,719	2,719
Inventory held for resale	-	6,545	6,545
Due from other funds	78,490	-	78,490
Total assets	\$ 16,375,618	\$ 2,385,784	\$ 18,761,402
Liabilities:			
Accounts payable	\$ 76,363	\$ 5,440	\$ 81,803
Accrued wages and benefits payable	951,469	225,128	1,176,597
Intergovernmental payable	32,700	2,742	35,442
Pension obligation payable	188,732	33,316	222,048
Due to other funds	-	78,490	78,490
Total liabilities	1,249,264	345,116	1,594,380
Deferred inflows of resources:			
Property taxes levied for the next fiscal year	1,729,790	417,919	2,147,709
Delinquent property tax revenue not available	468,243	108,836	577,079
Intergovernmental revenue not available	6,609	427,821	434,430
Total deferred inflows of resources	2,204,642	954,576	3,159,218
Total liabilities and deferred inflows of resources	3,453,906	1,299,692	4,753,598
Fund balances:			
Nonspendable:			
Materials and supplies inventory	-	2,719	2,719
Prepays	81,310	802	82,112
Restricted:			
Debt service	-	912,084	912,084
Capital improvements	-	97,957	97,957
Classroom facilities maintenance	-	153,450	153,450
Food service operations	-	89,249	89,249
State funded programs	-	2,153	2,153
Extracurricular	-	80,327	80,327
Other purposes	-	24,188	24,188
Assigned:			
Student instruction	236,340	-	236,340
Student and staff support	776,630	-	776,630
Subsequent year's appropriations	900,193	-	900,193
Unassigned (deficit)	10,927,239	(276,837)	10,650,402
Total fund balances	12,921,712	1,086,092	14,007,804
Total liabilities, deferred inflows and fund balances	\$ 16,375,618	\$ 2,385,784	\$ 18,761,402

SEE ACCOMPANYING NOTES TO THE BASIC FINANCIAL STATEMENTS

**BUCYRUS LOCAL SCHOOL DISTRICT
CRAWFORD COUNTY, OHIO**

RECONCILIATION OF TOTAL GOVERNMENTAL FUND BALANCES TO
NET POSITION OF GOVERNMENTAL ACTIVITIES
JUNE 30, 2021

Total governmental fund balances		\$ 14,007,804
<i>Amounts reported for governmental activities on the statement of net position are different because:</i>		
Capital assets used in governmental activities are not financial resources and therefore are not reported in the funds.		30,525,695
Other long-term assets are not available to pay for current-period expenditures and therefore are deferred inflows in the funds.		
Property taxes receivable	\$ 577,079	
Intergovernmental receivable	434,430	
Total	1,011,509	1,011,509
An internal service fund is used by management to charge the costs of insurance to individual funds. The assets and liabilities of the internal service fund are included in governmental activities on the statement of net position.		3,030,340
Unamortized premiums on bonds issued are not recognized in the funds.		(760,254)
Unamortized amounts on refundings are not recognized in the funds.		421,324
Accrued interest payable is not due and payable in the current period and therefore is not reported in the funds.		(80,609)
The net pension/OPEB assets & liabilities are not due and payable in the current period; therefore, the assets, liabilities and related deferred inflows/outflows are not reported in governmental funds.		
Deferred outflows - pension	2,812,822	
Deferred inflows - pension	(993,703)	
Net pension liability	(16,795,476)	
Deferred outflows - OPEB	466,559	
Deferred inflows - OPEB	(1,976,663)	
Net OPEB asset	920,597	
Net OPEB liability	(1,397,728)	
Total	(16,963,592)	(16,963,592)
Long-term liabilities, including bonds payable, are not due and payable in the current period and therefore are not reported in the funds.		
General obligation bonds	(8,386,456)	
Compensated absences	(939,530)	
Total	(9,325,986)	(9,325,986)
Net position of governmental activities		\$ 21,866,231

SEE ACCOMPANYING NOTES TO THE BASIC FINANCIAL STATEMENTS

**BUCYRUS LOCAL SCHOOL DISTRICT
CRAWFORD COUNTY, OHIO**

STATEMENT OF REVENUES, EXPENDITURES AND CHANGES IN FUND BALANCES
GOVERNMENTAL FUNDS
FOR THE FISCAL YEAR ENDED JUNE 30, 2021

	<u>General</u>	<u>Nonmajor Governmental Funds</u>	<u>Total Governmental Funds</u>
Revenues:			
Property taxes	\$ 3,943,690	\$ 923,498	\$ 4,867,188
Intergovernmental	13,105,138	3,375,357	16,480,495
Investment earnings	8,033	86	8,119
Tuition and fees	392,657	-	392,657
Extracurricular	1,994	64,901	66,895
Charges for services	-	80,556	80,556
Contributions and donations	50	4,526	4,576
Payment in lieu of taxes	8,982	-	8,982
Miscellaneous	97,161	12,583	109,744
Total revenues	<u>17,557,705</u>	<u>4,461,507</u>	<u>22,019,212</u>
Expenditures:			
Current:			
Instruction:			
Regular	4,988,032	919,680	5,907,712
Special	2,455,284	713,859	3,169,143
Vocational	1,306	-	1,306
Other	3,916,521	-	3,916,521
Support services:			
Pupil	298,505	343,941	642,446
Instructional staff	91,604	451,074	542,678
Board of education	75,791	-	75,791
Administration	1,337,211	14,943	1,352,154
Fiscal	655,669	25,466	681,135
Business	800,868	1,397	802,265
Operations and maintenance	1,234,711	162,929	1,397,640
Pupil transportation	294,939	627	295,566
Central	348,399	3,247	351,646
Operation of non-instructional services:			
Food service operations	-	766,837	766,837
Other non-instructional services	-	2,313	2,313
Extracurricular activities	390,713	85,745	476,458
Debt service:			
Principal retirement	-	530,000	530,000
Interest and fiscal charges	-	129,141	129,141
Bond issuance costs	-	143,818	143,818
Retirement of accreted interest	-	185,000	185,000
Total expenditures	<u>16,889,553</u>	<u>4,480,017</u>	<u>21,369,570</u>
Excess of revenues over (under) expenditures	<u>668,152</u>	<u>(18,510)</u>	<u>649,642</u>
Other financing sources (uses):			
Premium on refunding bonds	-	448,960	448,960
Sale of refunding bonds	-	6,795,000	6,795,000
Payment to refunding bond escrow agent	-	(7,097,031)	(7,097,031)
Total other financing sources (uses)	<u>-</u>	<u>146,929</u>	<u>146,929</u>
Net change in fund balances	668,152	128,419	796,571
Fund balances at beginning of year	<u>12,253,560</u>	<u>957,673</u>	<u>13,211,233</u>
Fund balances at end of year	<u>\$ 12,921,712</u>	<u>\$ 1,086,092</u>	<u>\$ 14,007,804</u>

SEE ACCOMPANYING NOTES TO THE BASIC FINANCIAL STATEMENTS

**BUCYRUS LOCAL SCHOOL DISTRICT
CRAWFORD COUNTY, OHIO**

RECONCILIATION OF THE STATEMENT OF REVENUES, EXPENDITURES
AND CHANGES IN FUND BALANCES OF GOVERNMENTAL FUNDS
TO THE STATEMENT OF ACTIVITIES
FOR THE FISCAL YEAR ENDED JUNE 30, 2021

Net change in fund balances - total governmental funds	\$	796,571
<i>Amounts reported for governmental activities in the statement of activities are different because:</i>		
Governmental funds report capital outlays as expenditures. However, in the statement of activities, the cost of those assets is allocated over their estimated useful lives as depreciation expense.		
Capital asset additions	\$ 5,900	
Current year depreciation	<u>(888,739)</u>	
Total		(882,839)
Revenues in the statement of activities that do not provide current financial resources are not reported as revenues in the funds.		
Property taxes	(34,540)	
Intergovernmental	<u>178,438</u>	
Total		143,898
Repayment of bond principal and accreted interest is an expenditure in the governmental funds, but the repayment reduces long-term liabilities on the statement of net position.		
		715,000
Issuance of bonds and capital leases are recorded as other financing sources in the funds; however, in the statement of activities, they are not reported as other financing sources as they increase liabilities on the statement of net position.		
		(6,795,000)
Payment to refunded bond escrow agent for the retirement of bonds is an other financing use in the governmental funds but the payment reduces long-term liabilities on the statement of net position. Deferred charges related to bond refundings are amortized over the life of the issuance in the statement of activities. The following refunding transactions occurred during the year:		
Bonds refunded	6,905,000	
Deferred charges on refundings	<u>192,031</u>	
Total		7,097,031

**BUCYRUS LOCAL SCHOOL DISTRICT
CRAWFORD COUNTY, OHIO**

**RECONCILIATION OF THE STATEMENT OF REVENUES, EXPENDITURES
AND CHANGES IN FUND BALANCES OF GOVERNMENTAL FUNDS
TO THE STATEMENT OF ACTIVITIES
FOR THE FISCAL YEAR ENDED JUNE 30, 2021**

Premiums on bonds are amortized over the life of the issuance in the statement of activities		(448,960)
In the statement of activities, interest is accrued on outstanding bonds, whereas in governmental funds, an interest expenditure is reported when due. The following items resulted in additional interest being reported in the statement of activities:		
(Increase) decrease in accrued interest payable	(62,827)	
Accreted interest on capital appreciation bonds	(300,119)	
Amortization of bond premiums	185,561	
Amortization of deferred charges	(138,412)	
Total	(315,797)	(315,797)
Contractually required contributions are reported as expenditures in governmental funds; however, the statement of net position reports these amounts as deferred outflows.		
Pension	1,196,034	
OPEB	41,585	
Total	1,237,619	1,237,619
Except for amounts reported as deferred inflows/outflows, changes in the net pension/OPEB liability/asset are reported as pension/OPEB expense in the statement of activities.		
Pension	(1,490,131)	
OPEB	83,372	
Total	(1,406,759)	(1,406,759)
Some expenses reported in the statement of activities, such as compensated absences, do not require the use of current financial resources and therefore are not reported as expenditures in governmental funds.		
		30,028
An internal service fund used by management to charge the costs of insurance to individual funds is not reported in the district-wide statement of activities. Governmental fund expenditures and the related internal service fund revenues are eliminated. The net revenue (expense) of the internal service fund is allocated among the governmental activities.		
		305,868
Change in net position of governmental activities	\$	476,660

SEE ACCOMPANYING NOTES TO THE BASIC FINANCIAL STATEMENTS

**BUCYRUS LOCAL SCHOOL DISTRICT
CRAWFORD COUNTY, OHIO**

STATEMENT OF REVENUES, EXPENDITURES AND CHANGES IN
FUND BALANCE - BUDGET AND ACTUAL (NON-GAAP BUDGETARY BASIS)
GENERAL FUND
FOR THE FISCAL YEAR ENDED JUNE 30, 2021

	<u>Budgeted Amounts</u>			Variance with Final Budget Positive (Negative)
	<u>Original</u>	<u>Final</u>	<u>Actual</u>	
Revenues:				
Property taxes	\$ 3,962,425	\$ 4,002,546	\$ 4,002,546	\$ -
Intergovernmental	12,962,063	12,291,363	12,899,423	608,060
Investment earnings	199,356	5,812	6,351	539
Tuition and fees	592,931	379,014	392,657	13,643
Rental income	5,630	-	-	-
Contributions and donations	100	50	50	-
Miscellaneous	54,736	80,510	81,963	1,453
Total revenues	<u>17,777,241</u>	<u>16,759,295</u>	<u>17,382,990</u>	<u>623,695</u>
Expenditures:				
Current:				
Instruction:				
Regular	5,687,693	5,661,544	5,307,286	354,258
Special	2,228,028	2,323,670	2,610,908	(287,238)
Vocational	1,922	1,879	1,306	573
Other	3,416,457	3,285,458	3,982,005	(696,547)
Support services:				
Pupil	415,030	463,475	363,288	100,187
Instructional staff	77,485	110,668	100,900	9,768
Board of education	57,259	72,954	121,741	(48,787)
Administration	1,660,584	1,659,914	1,349,237	310,677
Fiscal	645,220	661,783	660,811	972
Business	782,175	918,970	918,716	254
Operations and maintenance	1,441,407	1,468,941	1,503,555	(34,614)
Pupil transportation	259,213	264,110	331,474	(67,364)
Central	413,844	592,704	527,082	65,622
Extracurricular activities	365,616	353,580	365,873	(12,293)
Total expenditures	<u>17,451,933</u>	<u>17,839,650</u>	<u>18,144,182</u>	<u>(304,532)</u>
Excess (deficiency) of revenues over (under) expenditures	<u>325,308</u>	<u>(1,080,355)</u>	<u>(761,192)</u>	<u>319,163</u>
Other financing sources (uses):				
Refund of prior year's expenditures	47,497	151,276	180,558	29,282
Transfers in	(97)	11,000	11,000	-
Total other financing sources (uses)	<u>47,400</u>	<u>162,276</u>	<u>191,558</u>	<u>29,282</u>
Net change in fund balance	372,708	(918,079)	(569,634)	348,445
Fund balance at beginning of year	11,296,381	11,296,381	11,296,381	-
Prior year encumbrances appropriated	359,915	359,915	359,915	-
Fund balance at end of year	<u>\$ 12,029,004</u>	<u>\$ 10,738,217</u>	<u>\$ 11,086,662</u>	<u>\$ 348,445</u>

SEE ACCOMPANYING NOTES TO THE BASIC FINANCIAL STATEMENTS

**BUCYRUS LOCAL SCHOOL DISTRICT
CRAWFORD COUNTY, OHIO**

STATEMENT OF NET POSITION
PROPRIETARY FUNDS
JUNE 30, 2021

	Total Business-Type Activities - Early Childhood Development	Governmental Activities - Internal Service Funds
	<u> </u>	<u> </u>
Assets:		
Current assets:		
Equity in pooled cash and cash equivalents	\$ 42,263	\$ 3,243,442
	<u> </u>	<u> </u>
Total assets	42,263	3,243,442
	<u> </u>	<u> </u>
Liabilities:		
Accounts payable	-	100
Claims payable	-	213,002
	<u> </u>	<u> </u>
Total liabilities	-	213,102
	<u> </u>	<u> </u>
Net position:		
Unrestricted	42,263	3,030,340
	<u> </u>	<u> </u>
Total net position	\$ 42,263	\$ 3,030,340
	<u> </u>	<u> </u>

SEE ACCOMPANYING NOTES TO THE BASIC FINANCIAL STATEMENTS

**BUCYRUS LOCAL SCHOOL DISTRICT
CRAWFORD COUNTY, OHIO**

STATEMENT OF REVENUES, EXPENSES AND
CHANGES IN NET POSITION
PROPRIETARY FUNDS
FOR THE FISCAL YEAR ENDED JUNE 30, 2021

	Total Business-Type Activities - Enterprise Funds	Governmental Activities - Internal Service Funds
	<u> </u>	<u> </u>
Operating revenues:		
Tuition and fees	\$ 21,596	\$ -
Sales/charges for services	-	2,681,081
Total operating revenues	<u>21,596</u>	<u>2,681,081</u>
 Operating expenses:		
Purchased services	13,865	402,668
Materials and supplies	4,159	-
Claims	-	1,972,545
Total operating expenses	<u>18,024</u>	<u>2,375,213</u>
 Change in net position	 3,572	 305,868
 Net position at beginning of year	 <u>38,691</u>	 <u>2,724,472</u>
 Net position at end of year	 <u>\$ 42,263</u>	 <u>\$ 3,030,340</u>

SEE ACCOMPANYING NOTES TO THE BASIC FINANCIAL STATEMENTS

**BUCYRUS LOCAL SCHOOL DISTRICT
CRAWFORD COUNTY, OHIO**

STATEMENT OF CASH FLOWS
PROPRIETARY FUNDS
FOR THE FISCAL YEAR ENDED JUNE 30, 2021

	Total Business-Type Activities - Enterprise Funds	Governmental Activities - Internal Service Funds
	Funds	Service Funds
Cash flows from operating activities:		
Cash received from tuition and fees	\$ 21,596	\$ -
Cash received from sales/charges for services	-	2,681,081
Cash payments for contractual services	(13,865)	(402,568)
Cash payments for materials and supplies	(4,159)	-
Cash payments for claims	-	(1,932,556)
	3,572	345,957
Net cash provided by operating activities	3,572	345,957
Net increase in cash and cash equivalents	3,572	345,957
Cash and cash equivalents at beginning of year	38,691	2,897,485
Cash and cash equivalents at end of year	\$ 42,263	\$ 3,243,442
Reconciliation of operating income to net cash provided by operating activities:		
Operating income	\$ 3,572	\$ 305,868
Changes in assets and liabilities:		
Accounts payable	-	100
Claims payable	-	39,989
	-	39,989
Net cash provided by operating activities	\$ 3,572	\$ 345,957

SEE ACCOMPANYING NOTES TO THE BASIC FINANCIAL STATEMENTS

**BUCYRUS CITY SCHOOL DISTRICT
CRAWFORD COUNTY, OHIO**

**NOTES TO THE BASIC FINANCIAL STATEMENTS
FOR THE FISCAL YEAR ENDED JUNE 30, 2021**

NOTE 1 - DESCRIPTION OF THE SCHOOL DISTRICT

Bucyrus City School District (the “School District”) is organized under Article VI, Sections 2 and 3 of the Constitution of the State of Ohio. The School District operates under a locally-elected Board form of government consisting of five members elected at-large for staggered four year terms. The School District provides educational services as authorized by state and federal guidelines.

The School District was established in 1850. The School District serves an area of approximately six square miles. It is located in Crawford County. It is staffed by 35 classified employees, 96 certified employees and 12 administrators who provide services to 1,022 students and other community members. The School District currently operates one elementary school, one high school/middle school, one athletic/community building, and one central office.

NOTE 2 - SUMMARY OF SIGNIFICANT ACCOUNTING POLICIES

A. Reporting Entity

A reporting entity is composed of the primary government, component units, and other organizations that are included to insure the financial statements are not misleading. The primary government of the School District consists of all funds, departments, boards, and agencies that are not legally separate from the School District. For Bucyrus City School District, this includes general operations, food service, and student related activities of the School District.

Component units are legally separate organizations for which the School District is financially accountable. The School District is financially accountable for an organization if the School District appoints a voting majority of the organization’s governing board and (1) the School District is able to significantly influence the programs or services performed or provided by the organization; or (2) the School District is legally entitled to or can otherwise access the organization’s resources; the School District is legally obligated or has otherwise assumed the responsibility to finance the deficits of, or provide financial support to, the organization; or the School District is obligated for the debt of the organization. Component units may also include organizations that are fiscally dependent on the School District in that the School District approves the budget, the issuance of debt, or the levying of taxes. There are no component units of the Bucyrus City School District.

The following activity is included within the School District’s reporting entity:

The School District participates in three jointly governed organizations and two insurance pools. These organizations are Metropolitan Educational Technology Association, Pioneer Career and Technology Center, Ohio Schools Council, the Ohio School Plan and the Ohio School Boards Association Workers’ Compensation Group Rating Plan. These organizations are presented in Notes 17 and 18 to the basic financial statements.

The basic financial statements of Bucyrus City School District have been prepared in conformity with accounting principles generally accepted in the United States of America (GAAP) as applied to governmental units. The Governmental Accounting Standards Board (GASB) is the accepted standard-setting body for establishing governmental accounting and financial reporting principles. Following are the more significant of the School District’s accounting policies.

B. Basis of Presentation

The School District’s basic financial statements consist of government-wide financial statements, including a statement of net position and a statement of activities, and fund financial statements which provide a more detailed level of financial information.

**BUCYRUS CITY SCHOOL DISTRICT
CRAWFORD COUNTY, OHIO**

NOTES TO THE BASIC FINANCIAL STATEMENTS
FOR THE FISCAL YEAR ENDED JUNE 30, 2021

NOTE 2 - SUMMARY OF SIGNIFICANT ACCOUNTING POLICIES - (Continued)

Government-Wide Financial Statements - The statement of net position and the statement of activities display information about the School District as a whole. These statements include the financial activities of the primary government. These statements distinguish between those activities of the School District that are governmental activities (primarily supported by taxes and intergovernmental revenues) and those that are considered business-type activities (primarily supported by fees and charges).

The statement of net position presents the financial condition of the governmental and business-type activities of the School District at fiscal year end. The statement of activities presents a comparison between direct expenses and program revenues for each program or function of the School District's governmental activities and the business-type activity. Direct expenses are those that are specifically associated with a service, program, or department and, therefore, clearly identifiable to a particular function. Program revenues include charges paid by the recipient of the goods or services offered by the program and grants, contributions, and interest that are restricted to meeting the operational or capital requirements of a particular program. Revenues which are not classified as program revenues are presented as general revenues of the School District, with certain limited exceptions. The comparison of direct expenses with program revenues identifies the extent to which each governmental function or business activity is self-financing or draws from the general revenues of the School District.

Fund Financial Statements - During the fiscal year, the School District segregates transactions related to certain School District functions or activities in separate funds in order to aid financial management and to demonstrate legal compliance. Fund financial statements are designed to present financial information of the School District at this more detailed level. The focus of governmental and enterprise fund financial reporting is on major funds. Each major fund is presented in a separate column. Nonmajor funds are aggregated and presented in a single column.

C. Fund Accounting

The School District uses funds to maintain its financial records during the fiscal year. A fund is defined as a fiscal and accounting entity with a self-balancing set of accounts. The funds of the School District are divided into three categories; governmental and proprietary.

GOVERNMENTAL FUNDS

Governmental funds are those through which most governmental functions of the School District are financed. Governmental fund reporting focuses on the sources, uses, and balances of current financial resources. Expendable assets are assigned to the various governmental funds according to the purposes for which they may or must be used. Current liabilities are assigned to the fund from which they will be paid. The difference between governmental fund assets and deferred outflows of resources, and liabilities and deferred inflows of resources is reported as fund balance. The School District's only major fund is the general fund.

General fund - The general fund is used to account for all financial resources, except those required to be accounted for in another fund. The general fund balance is available to the School District for any purpose provided it is expended or transferred according to the general laws of Ohio.

Other governmental funds of the School District are used to account for (a) financial resources that are restricted, committed, or assigned to expenditures for capital outlays including the acquisition or construction of capital facilities and other capital assets and (b) specific revenue sources that are restricted or committed to an expenditure for specified purposes other than debt service or capital projects and (c) financial resources that are restricted, committed or assigned to expenditure for principal and interest.

**BUCYRUS CITY SCHOOL DISTRICT
CRAWFORD COUNTY, OHIO**

NOTES TO THE BASIC FINANCIAL STATEMENTS
FOR THE FISCAL YEAR ENDED JUNE 30, 2021

NOTE 2 - SUMMARY OF SIGNIFICANT ACCOUNTING POLICIES - (Continued)

PROPRIETARY FUNDS

Proprietary fund reporting focuses on the determination of operating income, change in net position, financial position, and cash flows.

Enterprise fund - Enterprise funds may be used to account for any activity for which a fee is charged to external users for goods or services. The School District has one enterprise fund that accounts for revenues from an after school care program.

Internal service fund - The internal service fund is used to account for the financing of goods or services provided by one department or agency to other departments or agencies of the School District, or to other governments, on a cost-reimbursement basis. The only internal service fund of the School District accounts for a self-insurance program which provides medical/surgical, dental and vision benefits to employees.

D. Measurement Focus

Government-Wide Financial Statements - The government-wide financial statements are prepared using a flow of economic resources measurement focus. All assets and deferred outflows of resources and all liabilities and deferred inflows of resources associated with the operation of the School District are included on the statement of net position. The statement of activities presents increases (e.g., revenues) and decreases (e.g., expenses) in total net position.

Fund Financial Statements - All governmental funds are accounted for using a flow of current financial resources measurement focus. With this measurement focus, only current assets and deferred outflows of resources and current liabilities and deferred inflows of resources are generally included on the balance sheet. The statement of revenues, expenditures, and changes in fund balances reflects the sources (i.e., revenues and other financing sources) and uses (i.e., expenditures and other financing uses) of current financial resources. This approach differs from the manner in which the governmental activities of the government-wide financial statements are prepared. Governmental fund financial statements, therefore, include a reconciliation with brief explanations to better identify the relationship between the government-wide statements and the fund financial statements for governmental funds.

Like the government-wide financial statements, the proprietary and custodial funds are accounted for using a flow of economic resources measurement focus. All assets and all liabilities associated with the operation of this fund are included on the statement of fund net position. The statement of revenues, expenses, and change in fund net position presents increases (e.g., revenues) and decreases (e.g., expenses) in total net position. The statement of cash flows reflects how the School District finances and meets the cash flow needs of its enterprise activity.

**BUCYRUS CITY SCHOOL DISTRICT
CRAWFORD COUNTY, OHIO**

NOTES TO THE BASIC FINANCIAL STATEMENTS
FOR THE FISCAL YEAR ENDED JUNE 30, 2021

NOTE 2 - SUMMARY OF SIGNIFICANT ACCOUNTING POLICIES - (Continued)

E. Basis of Accounting

Basis of accounting determines when transactions are recorded in the financial records and reported on the financial statements. Government-wide financial statements are prepared using the accrual basis of accounting. Governmental funds use the modified accrual basis of accounting; the enterprise fund uses the accrual basis of accounting. Differences in the accrual and modified accrual basis of accounting arise in the recognition of revenue, the recording of deferred outflows and deferred inflows of resources, and in the presentation of expenses versus expenditures.

Revenues - Exchange and Nonexchange Transactions - Revenue resulting from exchange transactions, in which each party gives and receives essentially equal value, is recorded on the accrual basis when the exchange takes place. On the modified accrual basis, revenue is recorded in the fiscal year in which the resources are measurable and become available. Available means the resources will be collected within the current fiscal year or are expected to be collected soon enough thereafter to be used to pay liabilities of the current fiscal year. For the School District, available means expected to be received within sixty days of fiscal year end.

Nonexchange transactions, in which the School District receives value without directly giving equal value in return, include property taxes, grants, entitlements, and donations. On the accrual basis, revenue from property taxes is recognized in the fiscal year for which the taxes are levied. Revenue from grants, entitlements, and donations is recognized in the fiscal year in which all eligibility requirements have been satisfied. Eligibility requirements include timing requirements, which specify the fiscal year when the resources are required to be used or the fiscal year when use is first permitted; matching requirements, in which the School District must provide local resources to be used for a specified purpose; and expenditure requirements, in which the resources are provided to the School District on a reimbursement basis. On the modified accrual basis, revenue from nonexchange transactions must also be available before it can be recognized.

Under the modified accrual basis, the following revenue sources are considered both measurable and available at fiscal year-end: property taxes available as an advance, grants, interest, tuition, student fees, and charges for services.

Deferred Outflows of Resources and Deferred Inflows of Resources - In addition to assets, the government-wide statement of net position will report a separate section for deferred outflows of resources. Deferred outflows of resources, represents a consumption of net position that applies to a future period and will not be recognized as an outflow of resources (expense/expenditure) until then. For the School District, see Notes 14 and 15 for deferred outflows of resources related the School District's net pension liability and net OPEB liability/asset, respectively. In addition, deferred outflows of resources include a deferred charge on debt refunding. A deferred charge on refunding results from the difference in the carrying value of refunded debt and its reacquisition price. This amount is deferred and amortized over the shorter of the life of the refunded or refunding debt.

In addition to liabilities, both the government-wide statement of net position and the governmental fund financial statements report a separate section for deferred inflows of resources. Deferred inflows of resources represent an acquisition of net position that applies to a future period and will not be recognized as an inflow of resources (revenue) until that time. For the School District, deferred inflows of resources include property taxes, payments in lieu of taxes and unavailable revenue. Property taxes and payments in lieu of taxes represent amounts for which there is an enforceable legal claim as of June 30, 2021, but which were levied to finance fiscal year 2022 operations. These amounts have been recorded as a deferred inflow of resources on both the government-wide statement of net position and the governmental fund financial statements. Unavailable revenue is reported only on the governmental funds balance sheet, and represents receivables which will not be collected within the available period. For the School District unavailable revenue includes, but is not limited to, delinquent property taxes and intergovernmental grants. These amounts are deferred and recognized as an inflow of resources in the period the amounts become available.

**BUCYRUS CITY SCHOOL DISTRICT
CRAWFORD COUNTY, OHIO**

NOTES TO THE BASIC FINANCIAL STATEMENTS
FOR THE FISCAL YEAR ENDED JUNE 30, 2021

NOTE 2 - SUMMARY OF SIGNIFICANT ACCOUNTING POLICIES - (Continued)

For the School District, see Notes 14 and 15 for deferred inflows of resources related to the School District's net pension liability and net OPEB liability/asset, respectively. This deferred inflow of resources is only reported on the government-wide statement of net position.

Expenses/Expenditures - On the accrual basis, expenses are recognized at the time they are incurred. The measurement focus of governmental fund accounting is on decreases in net financial resources (expenditures) rather than expenses. Expenditures are generally recognized in the accounting period in which the related fund liability is incurred, if measurable. Allocations of cost, such as depreciation and amortization, are not recognized in governmental funds.

F. Budgetary Process

All funds, except custodial funds, are legally required to be budgeted and appropriated. The major documents prepared are the statement of fund activity, certificate of estimated resources, and the appropriations resolution, all of which are prepared on the budgetary basis of accounting. The statement of fund activity demonstrates a need for existing or increased tax rates. The certificate of estimated resources establishes a limit on the amount the Board of Education may appropriate. The appropriations resolution is the Board's authorization to spend resources and sets annual limits on expenditures plus encumbrances at the level of control selected by the Board. The legal level of budgetary control is at the fund level for all funds. Budgetary allocations at the function and object level within all funds are made by the School District Treasurer.

The certificate of estimated resources may be amended during the fiscal year if projected increases or decreases in revenue are identified by the Treasurer. The amounts reported as the original budgeted amounts on the budgetary statements reflect the amounts on the certificate of estimated resources when the original appropriations were adopted. The amounts reported as the final budgeted amounts on the budgetary statements reflect the amounts on the amended certificate of estimated resources in effect at the time final appropriations were passed by the Board.

The appropriations resolution is subject to amendment throughout the fiscal year with the restriction that appropriations cannot exceed estimated resources. The amounts reported as the original budgeted amounts reflect the first appropriations resolution for that fund that covered the entire fiscal year, including amounts automatically carried forward from prior fiscal years. The amounts reported as the final budgeted amounts represent the final appropriation amounts passed by the Board during the fiscal year.

G. Cash and Investments

To improve cash management, cash received by the School District is pooled. Monies for all funds are maintained in this pool. Individual fund integrity is maintained through School District records. Interest in the pool is presented as "Equity in Pooled Cash and Investments".

During fiscal year 2021, the School District invested in US government money market mutual funds, commercial paper, municipal bonds and federal agency securities. Investments are reported at fair value.

The School District allocates interest earnings according to State statutes. Interest revenue credited to the general fund during fiscal year 2021 was \$8,033, which includes \$1,946 assigned from other School District funds.

Investments of the School District's cash management pool and investments with an original maturity of three months or less at the time they are purchased by the School District are presented on the financial statements as cash equivalents.

**BUCYRUS CITY SCHOOL DISTRICT
CRAWFORD COUNTY, OHIO**

NOTES TO THE BASIC FINANCIAL STATEMENTS
FOR THE FISCAL YEAR ENDED JUNE 30, 2021

NOTE 2 - SUMMARY OF SIGNIFICANT ACCOUNTING POLICIES - (Continued)

H. Inventory

On government-wide financial statements, purchased inventories are presented at the lower of cost or market and donated commodities are presented at their entitlement value. Inventory is presented at cost on a first-in, first-out basis and is expensed/expensed when used. Inventories are accounted for using the consumption method on the government-wide statements and the fund financial statements.

On the fund financial statements, reported material and supplies inventory is equally offset by nonspendable fund balance in the governmental funds, which indicates that it does not constitute available spending resources even though it is a component of net current assets.

Inventory consists of administrative supplies and donated and purchased food.

I. Restricted Assets

Assets are reported as restricted when limitations on their use change the nature or normal understanding of the availability of the asset. Such constraints are either externally imposed by creditors, contributors, grantors, laws of other governments, or imposed by law through constitutional provisions. The District has no restricted assets.

J. Capital Assets

All of the School District's capital assets are general capital assets generally resulting from expenditures in governmental funds. These assets are reported in the governmental activities column on the government-wide statement of net position, but are not reported on the fund financial statements.

All capital assets are capitalized at cost and updated for additions and reductions during the fiscal year. Donated capital assets are recorded at their acquisition value on the date donated. The School District maintains a capitalization threshold of five thousand dollars. Improvements are capitalized.

The costs of normal maintenance and repairs that do not add to the value of the asset or materially extend an asset's life are not capitalized. All capital assets, except land, are depreciated. Improvements are depreciated over the remaining useful lives of the related capital assets. Depreciation is computed using the straight-line method over the following useful lives:

<u>Description</u>	<u>Governmental Activities Estimated Lives</u>
Land improvements	20 - 40 years
Buildings and improvements	25 - 138 years
Furniture and equipment	10 - 50 years
Vehicles	10 - 15 years

K. Deferred Charge on Refunding

For advance refundings resulting in the defeasance of debt, the difference between the reacquisition price and the net carrying amount of the old debt is deferred and amortized as a component of interest expense. This deferred amount is amortized over the remaining life of the old debt or the life of the new debt, whichever is shorter, and is presented as deferred outflows of resources on the statement of net position.

**BUCYRUS CITY SCHOOL DISTRICT
CRAWFORD COUNTY, OHIO**

NOTES TO THE BASIC FINANCIAL STATEMENTS
FOR THE FISCAL YEAR ENDED JUNE 30, 2021

NOTE 2 - SUMMARY OF SIGNIFICANT ACCOUNTING POLICIES - (Continued)

L. Interfund Assets/Liabilities

On fund financial statements, receivables and payables resulting from interfund loans are classified as “Due to/Due from other funds” and receivables and payables resulting from short-term interfund loans are classified as “interfund loans receivable/payables”. Interfund balances are eliminated on the statement of net position, except for any net residual amounts due between governmental and business-type activities. These amounts are presented as “Internal Balances”.

M. Compensated Absences

Vacation benefits are accrued as a liability as the benefits are earned if the employees’ rights to receive compensation are attributable to services already rendered and it is probable the School District will compensate the employees for the benefits through paid time off or some other means. The School District records a liability for accumulated unused vacation time when earned for all employees with more than one year of service.

Sick leave benefits are accrued as a liability using the vesting method. The liability includes the employees who are currently eligible to receive termination benefits and those the School District has identified as probable of receiving payment in the future. The amount is based on accumulated sick leave and employees’ wage rates at fiscal year end, taking into consideration any limits specified in the School District’s termination policy. The School District records a liability for accumulated unused sick leave for all employees after ten years of service.

The entire compensated absences liability is reported on the government-wide financial statements.

On governmental fund financial statements, compensated absences are recognized as a liability and expenditure to the extent payments come due each period upon the occurrence of employee resignations and retirements. These amounts are recorded in the account “compensated absences payable” in the fund from which the employees who have accumulated unpaid leave are paid.

N. Accrued Liabilities and Long-Term Obligations

All payables, accrued liabilities, and long-term obligations are reported on the government-wide financial statements. All payables, accrued liabilities, and long-term obligations payable from the enterprise fund are reported on the enterprise fund financial statements.

In general, governmental fund payables and accrued liabilities that, once incurred, are paid in a timely manner and in full from current financial resources are reported as obligations of the funds. However, compensated absences and net pension liability that are paid from governmental funds are reported as liabilities on the fund financial statements only to the extent that they come due for payment during the current fiscal year. Bonds are recognized as a liability on the fund financial statements when due. Net pension/OPEB liability should be recognized in the governmental funds to the extent that benefit payments are due and payable and the pension/OPEB plan’s fiduciary net position is not sufficient for payment of those benefits.

O. Unamortized Premium

On government-wide financial statements, premiums are deferred and amortized over the term of the bonds using the bonds-outstanding method, which approximates the effective interest method. Bond premiums are presented as an addition to the face amount of bonds payable.

On the governmental fund financial statements, bond premiums are recognized in the period when the debt is issued.

**BUCYRUS CITY SCHOOL DISTRICT
CRAWFORD COUNTY, OHIO**

NOTES TO THE BASIC FINANCIAL STATEMENTS
FOR THE FISCAL YEAR ENDED JUNE 30, 2021

NOTE 2 - SUMMARY OF SIGNIFICANT ACCOUNTING POLICIES - (Continued)

P. Net Position

Net position represents the difference between assets and deferred outflows and liabilities and deferred inflows. The net position component “net investment in capital assets,” consists of capital assets, net of accumulated depreciation, reduced by the outstanding balances of any borrowing used for the acquisition, construction or improvement of those assets. Deferred outflows of resources and deferred inflows of resources that are attributable to the acquisition, construction or improvement of those assets or related debt also should be included in this component of net position. Net position is reported as restricted when there are limitations imposed on its use either through the enabling legislation adopted by the School District or through external restrictions imposed by creditors, grantors or laws or regulations of other governments. The amount restricted for other purposes includes amounts restricted for food service.

The School District applies restricted resources first when an expense is incurred for purposes for which both restricted and unrestricted net position is available.

Q. Fund Balance

Fund balance is divided into five classifications based primarily on the extent to which the School District is bound to observe constraints imposed upon the use of the resources in the governmental funds. The classifications are as follows:

Nonspendable - The nonspendable fund balance classification includes amounts that cannot be spent because they are not in spendable form or legally required to be maintained intact. The “not in spendable form” criterion includes items that are not expected to be converted to cash. It also includes the long-term amount of loans receivable.

Restricted - Fund balance is reported as restricted when constraints are placed on the use of resources that are either externally imposed by creditors (such as through debt covenants), grantors, contributors, or laws or regulations of other governments, or imposed by law through constitutional provisions or enabling legislation.

Committed - The committed fund balance classification includes amounts that can be used only for the specific purposes imposed by a formal action (resolution) of the School District Board of Education (the highest level of decision making authority). Those committed amounts cannot be used for any other purpose unless the School District Board of Education removes or changes the specified use by taking the same type of action (resolution) it employed to previously commit those amounts. Committed fund balance also incorporates contractual obligations to the extent that existing resources in the fund have been specifically committed for use in satisfying those contractual requirements.

Assigned - Amounts in the assigned fund balance classification are intended to be used by the School District for specific purposes, but do not meet the criteria to be classified as restricted nor committed. In governmental funds other than the general fund, assigned fund balance represents the remaining amount that is not restricted or committed. In the general fund, assigned amounts represent intended uses established by policies of the School District Board of Education, which includes giving the Treasurer the authority to constrain monies for intended purposes.

Unassigned - Unassigned fund balance is the residual classification for the general fund and includes all spendable amounts not contained in the other classifications. In other governmental funds, the unassigned classification is only used to report a deficit fund balance resulting from overspending for specific purposes for which amounts had been restricted, committed, or assigned.

**BUCYRUS CITY SCHOOL DISTRICT
CRAWFORD COUNTY, OHIO**

NOTES TO THE BASIC FINANCIAL STATEMENTS
FOR THE FISCAL YEAR ENDED JUNE 30, 2021

NOTE 2 - SUMMARY OF SIGNIFICANT ACCOUNTING POLICIES - (Continued)

The School District applies restricted resources first when expenditures are incurred for purposes for which restricted and unrestricted (committed, assigned, and unassigned) fund balance is available. Similarly, within unrestricted fund balance, committed amounts are reduced first followed by assigned, and then unassigned amounts when expenditures are incurred for purposes for which amounts in any of the unrestricted fund balance classifications could be used.

R. Operating Revenue and Expenses

Operating revenues are those revenues that are generated directly from the primary activity of the enterprise fund. For the School District, these revenues are tuition and fees for an after school care program. Operating expenses are the necessary costs incurred to provide the service that is the primary activity of the fund. All revenues and expenses not meeting this definition are reported as nonoperating.

S. Interfund Transactions

Transfers between governmental and business-type activities on the government-wide financial statements are reported in the same manner as general revenues.

Internal allocations of overhead expenses from one function to another or within the same function are eliminated on the statement of activities. Payments made for interfund services provided and used are not eliminated.

Exchange transactions between funds are reported as revenues in the seller funds and as expenditures/expenses in the purchaser funds. Flows of cash or goods from one fund to another without a requirement for repayment are reported as interfund transfers. Interfund transfers are reported as other financing sources/uses in governmental funds and after nonoperating revenues/expenses in the proprietary funds. Repayments from funds responsible for particular expenditures/expenses to the funds that initially paid for them are not presented on the financial statements.

T. Pensions/Other Postemployment Benefits (OPEB)

For purposes of measuring the net pension/OPEB liability, net OPEB asset, deferred outflows of resources and deferred inflows of resources related pensions/OPEB, and pension/OPEB expense, information about the fiduciary net position of the pension/OPEB plans and additions to/deductions from their fiduciary net position have been determined on the same basis as they are reported by the pension/OPEB plan. For this purpose, benefit payments (including refunds of employee contributions) are recognized when due and payable in accordance with the benefit terms. The pension/OPEB plans report investments at fair value.

U. Estimates

The preparation of financial statements in conformity with GAAP requires management to make estimates and assumptions that affect the amounts reported in the financial statements and accompanying notes. Actual results may differ from those estimates.

V. Extraordinary and Special Items

Extraordinary items are transactions or events that are both unusual in nature and infrequent in occurrence. Special items are transactions or events that are within the control of the Board of Education and that are either unusual in nature or infrequent in occurrence. During fiscal year 2021, the School District did not incur any transactions that would be classified as an extraordinary item or special item.

**BUCYRUS CITY SCHOOL DISTRICT
CRAWFORD COUNTY, OHIO**

NOTES TO THE BASIC FINANCIAL STATEMENTS
FOR THE FISCAL YEAR ENDED JUNE 30, 2021

NOTE 2 - SUMMARY OF SIGNIFICANT ACCOUNTING POLICIES - (Continued)

W. Fair Value

The School District categorizes its fair value measurements within the fair value hierarchy established by GAAP. The hierarchy is based on the valuation inputs used to measure the fair value of the asset. Level 1 inputs are quoted prices in active markets for identical assets; Level 2 inputs are significant other observable inputs; Level 3 inputs are significant unobservable inputs.

NOTE 3 - ACCOUNTABILITY AND COMPLIANCE

A. Change in Accounting Principles

For fiscal year 2021, the School District has applied GASB Statement No. 95, "Postponement of the Effective Dates of Certain Authoritative Guidance." GASB Statement No. 95 provides temporary relief to governments and other stakeholders in light of the COVID-19 pandemic. This objective is accomplished by postponing the effective dates of certain provisions in Statements and Implementation Guides that first became effective or are scheduled to become effective for periods beginning after June 15, 2018, and later.

Certain provisions contained in the following pronouncements were scheduled to be implemented for the fiscal year ended June 30, 2021. Due to the implementation of GASB Statement No. 95, the effective dates of certain provisions contained in these pronouncements are postponed until the fiscal year ended June 30, 2022:

- Statement No. 87, *Leases*
- Implementation Guide No. 2019-3, *Leases*
- Statement No. 89, *Accounting for Interest Cost Incurred before the End of a Construction Period*
- Statement No. 92, *Omnibus 2020*
- Statement No. 93, *Replacement of Interbank Offered Rates*

B. Deficit Fund Balances

Fund balances at June 30, 2021 included the following individual fund deficits:

<u>Nonmajor funds</u>	<u>Deficit</u>
Early Childhood Education	\$ 33,177
ESSER	14,634
21st Century	39,871
IDEA B - Special Education	56,225
Title I-A	117,494
IDEA - Early Childhood Special Education	911
Title II-A	13,014
Title V-B	1,511

The general fund is liable for any deficit in these funds and provides transfers when cash is required, not when accruals occur. The deficit fund balances resulted from adjustments for accrued liabilities.

**BUCYRUS CITY SCHOOL DISTRICT
CRAWFORD COUNTY, OHIO**

NOTES TO THE BASIC FINANCIAL STATEMENTS
FOR THE FISCAL YEAR ENDED JUNE 30, 2021

NOTE 4 - DEPOSITS AND INVESTMENTS

State statutes classify monies held by the School District into three categories.

Active deposits are public deposits necessary to meet current demands on the treasury. Such monies must be maintained either as cash in the School District treasury, in commercial accounts payable or withdrawable on demand, including negotiable order of withdrawal (NOW) accounts, or in money market deposit accounts.

Inactive deposits are public deposits that the Board of Education has identified as not required for use within the current five year period of designation of depositories. Inactive deposits must either be evidenced by certificates of deposit maturing not later than the end of the current period of designation of depositories, or by savings or deposit accounts including, but not limited to, passbook accounts.

Interim deposits are deposits of interim monies. Interim monies are those monies which are not needed for immediate use, but which will be needed before the end of the current period of designation of depositories. Interim deposits must be evidenced by time certificates of deposit maturing not more than one year from the date of deposit or by savings or deposit accounts including passbook accounts.

Interim monies may be deposited or invested in the following securities:

1. United States Treasury Notes, Bills, Bonds, or any other obligation or security issued by the United States Treasury or any other obligation guaranteed as to principal and interest by the United States;
2. Bonds, notes, debentures, or any other obligations or securities issued by any federal government agency or instrumentality, including, but not limited to, the Federal National Mortgage Association, Federal Home Loan Bank, Federal Farm Credit Bank, Federal Home Loan Mortgage Corporation, Government National Mortgage Association, and Student Loan Marketing Association. All federal agency securities shall be direct issuances of federal government agencies or instrumentalities;
3. Written repurchase agreements in the securities listed above provided that the fair value of the securities subject to the repurchase agreement must exceed the principal value of the agreement by at least two percent and be marked to market daily, and that the term of the agreement must not exceed thirty days;
4. Bonds and other obligations of the State of Ohio;
5. No-load money market mutual funds consisting exclusively of obligations described in items (1) and (2) above and repurchase agreements secured by such obligations, provided that investments in securities described in this division are made only through eligible institutions;
6. The State Treasurer's investment pool, the State Treasury Asset Reserve of Ohio (STAR Ohio);
7. Certain banker's acceptance and commercial paper notes for a period not to exceed one-hundred-eighty days and two-hundred-seventy days, respectively, from the purchase date in an amount not to exceed forty percent of the interim monies available for investment at any one time; and,
8. Under limited circumstances, corporate debt interests rated in either of the two highest classifications by at least two nationally recognized rating agencies.

Protection of the School District's deposits is provided by the Federal Deposit Insurance Corporation (FDIC), by eligible securities pledged by the financial institution as security for repayment, by surety company bonds deposited with the Treasurer by the financial institution or by a single collateral pool established by the financial institution to secure the repayment of all public monies deposited with the institution.

**BUCYRUS CITY SCHOOL DISTRICT
CRAWFORD COUNTY, OHIO**

NOTES TO THE BASIC FINANCIAL STATEMENTS
FOR THE FISCAL YEAR ENDED JUNE 30, 2021

NOTE 4 - DEPOSITS AND INVESTMENTS - (Continued)

Investments in stripped principal or interest obligations, reverse repurchase agreements, and derivatives are prohibited. The issuance of taxable notes for the purpose of arbitrage, the use of leverage and short selling are also prohibited. An investment must mature within five years from the date of purchase unless matched to a specific obligation or debt of the School District, and must be purchased with the expectation that it will be held to maturity. Investments may only be made through specified dealers and institutions. Payment for investments may be made only upon delivery of the securities representing the investments to the Treasurer or, if the securities are not represented by a certificate, upon receipt of confirmation of transfer from the custodian.

A. Deposits with Financial Institutions

At June 30, 2021, the carrying amount of all School District deposits was \$12,887,320. Based on the criteria described in GASB Statement No. 40, “Deposits and Investment Risk Disclosures”, as of June 30, 2021, \$12,904,650 of the School District’s bank balance of \$13,154,650 was exposed to custodial risk as discussed below, while \$250,000 was covered by the FDIC.

Custodial credit risk is the risk that, in the event of bank failure, the School District will not be able to recover deposits or collateral securities that are in the possession of an outside party. The District has no deposit policy for custodial credit risk beyond the requirements of State statute. Ohio law requires that deposits either be insured or protected by (1) eligible securities pledged to the District and deposited with a qualified trustee by the financial institution as security for repayment whose fair value at all times shall be at least 105 percent of the deposits being secured, or (2) participation in the Ohio Pooled Collateral System (OPCS), a collateral pool of eligible securities deposited with a qualified trustee and pledged to the Treasurer of State to secure the repayment of all public monies deposited in the financial institution. OPCS requires the total fair value of the securities pledged to be 102 percent of the deposits being secured or a rate set by the Treasurer of State. For fiscal year 2021, the School District financial institutions participated in the OPCS. Those financial institutions that did participate were approved for a reduced collateral rate of 102 percent through the OPCS. Although all statutory requirements for the deposit of money had been followed, noncompliance with Federal requirements could potentially subject the District to a successful claim by the FDIC.

B. Investments

As of June 30, 2021, the School District had the following investments and maturities:

Measurement/ Investment type	Measurement Value	Investment Maturities	
		6 months or less	Greater than 24 months
<i>Fair Value:</i>			
FFCB	\$ 248,739	\$ -	\$ 248,739
FHLB	149,808	-	149,808
Municipal bonds	289,066	-	289,066
Commercial paper	2,848,550	2,848,550	-
US Government Money Market	2,924	2,924	-
Total	<u>\$ 3,539,087</u>	<u>\$ 2,851,474</u>	<u>\$ 687,613</u>

The weighted average maturity of investments is .91 years.

**BUCYRUS CITY SCHOOL DISTRICT
CRAWFORD COUNTY, OHIO**

NOTES TO THE BASIC FINANCIAL STATEMENTS
FOR THE FISCAL YEAR ENDED JUNE 30, 2021

NOTE 4 - DEPOSITS AND INVESTMENTS - (Continued)

The School District's investments in U.S. Government money market mutual funds are valued using quoted market prices in active markets (Level 1 inputs). The School District's investments in federal agency securities (FFCB and FHLB), commercial paper, and municipal bonds are valued using quoted prices in markets that are not considered to be active, dealer quotations or alternative pricing sources for similar assets or liabilities for which all significant inputs are observable, either directly or indirectly (Level 2 inputs).

Interest Rate Risk: As a means of limiting its exposure to fair value losses arising from rising interest rates and according to State law, the School District's investment policy limits investment portfolio maturities to five years or less.

Custodial Credit Risk: For an investment, custodial credit risk is the risk that, in the event of the failure of the counterparty, the School District will not be able to recover the value of its investments or collateral securities that are in the possession of an outside party. The School District has no investment policy dealing with investment custodial risk beyond the requirement in State statute that prohibits payment for investments prior to the delivery of the securities representing such investments to the Treasurer or qualified trustee.

Credit Risk: The School District's investments in federal securities and municipal bonds were rated AA and Aaa by Standard & Poor's and Moody's Investor Services, respectively. The District's investments in commercial paper were rated either an A-1 or A-1+ by Standard & Poor's and P-1 by Moody's. The U.S. Government money market is not rated. The School District's investment policy does not specifically address credit risk beyond requiring the School District to only invest in securities authorized by State statute.

Concentration of Credit Risk: The District places no limit on the amount that may be invested in any one issuer. The following table includes the percentage of each investment type held by the School District at June 30, 2021:

<u>Measurement/ Investment type</u>	<u>Measurement Value</u>	<u>% of Total</u>
<i>Fair Value:</i>		
FFCB	\$ 248,739	7.03
FHLB	149,808	4.23
Municipal bonds	289,066	8.17
Commercial paper	2,848,550	80.49
US Government		
Money Market	<u>2,924</u>	<u>0.08</u>
Total	<u>\$ 3,539,087</u>	<u>100.00</u>

THIS SPACE INTENTIONALLY LEFT BLANK

**BUCYRUS CITY SCHOOL DISTRICT
CRAWFORD COUNTY, OHIO**

NOTES TO THE BASIC FINANCIAL STATEMENTS
FOR THE FISCAL YEAR ENDED JUNE 30, 2021

NOTE 4 - DEPOSITS AND INVESTMENTS - (Continued)

C. Reconciliation of Cash and Investments to the Statement of Net Position

The following is a reconciliation of cash and investments as reported in the note above to cash and investments as reported on the statement of net position as of June 30, 2021:

Cash and investments per note

Carrying amount of deposits	\$ 12,887,320
Investments	<u>3,539,087</u>
Total	<u>\$ 16,426,407</u>

Cash and investments per statement of net position

Governmental activities	\$ 16,384,144
Business-type activities	<u>42,263</u>
Total	<u>\$ 16,426,407</u>

NOTE 5 - RECEIVABLES

Receivables at June 30, 2021 consisted of taxes, payments in lieu of taxes, accounts (billings for user charged services and student fees), and intergovernmental grants and entitlements. All receivables are considered collectible in full due to the ability to foreclose for the nonpayment of taxes, the stable condition of State programs and the current year guarantee of Federal funds.

A summary of the principal items of receivables reported on the statement of net position follows:

Governmental activities:

Property taxes	\$ 4,789,949
Intergovernmental	649,387
Accounts	10,505
Accrued interest	<u>993</u>
Total	<u>\$ 5,450,834</u>

Receivables have been disaggregated on the face of the basic financial statements. All receivables are expected to be collected within the subsequent year.

NOTE 6 - PROPERTY TAXES

Property taxes are levied and assessed on a calendar year basis while the School District fiscal year runs from July through June. First half tax collections are received by the School District in the second half of the fiscal year. Second half tax distributions occur in the first half of the following fiscal year.

**BUCYRUS CITY SCHOOL DISTRICT
CRAWFORD COUNTY, OHIO**

NOTES TO THE BASIC FINANCIAL STATEMENTS
FOR THE FISCAL YEAR ENDED JUNE 30, 2021

NOTE 6 - PROPERTY TAXES - (Continued)

Property taxes include amounts levied against all real property and public utility property. Real property tax revenues received in calendar year 2021 represent the collection of calendar year 2020 taxes. Real property taxes received in calendar year 2021 were levied after April 1, 2020, on the assessed values as of January 1, 2020, the lien date. Assessed values for real property taxes are established by State statute at 35 percent of appraised fair value. Real property taxes are payable annually or semiannually. If paid annually, payment is due December 31; if paid semiannually, the first payment is due December 31, with the remainder payable by June 20. Under certain circumstances, State statute permits alternate payment dates to be established. Public utility property tax revenues received in calendar year 2021 represent the collection of calendar year 2020 taxes. Public utility real and personal property taxes received in calendar year 2021 became a lien on December 31, 2019, were levied after April 1, 2020, and are collected with real property taxes. Public utility real property is assessed at 35 percent of true value; public utility tangible personal property is currently assessed at varying percentages of true value.

The School District receives property taxes from Crawford County. The County Auditor periodically advances to the School District its portion of the taxes collected. Second-half real property tax payments collected by the County by June 30, 2021, are available to finance fiscal year 2021 operations. The amount available as an advance at June 30, 2021 was \$1,689,854 in the general fund, \$332,863 in the bond retirement fund, \$21,222 in the classroom facilities fund (a nonmajor governmental fund) and \$21,222 in the permanent improvement fund (a nonmajor governmental fund). This amount is recorded as revenue. The amount available for advance at June 30, 2020 was \$1,748,710 in the general fund, \$348,327 in the bond retirement fund, \$22,223 in the classroom facilities fund (a nonmajor governmental fund) and \$22,222 in the permanent improvement fund (a nonmajor governmental fund). The amount of second-half real property taxes available for advance at fiscal year-end can vary based on the date the tax bills are sent.

Accrued property taxes receivable includes real property, public utility property and delinquent tangible personal property taxes which are measurable as of June 30, 2021 and for which there is an enforceable legal claim. Although total property tax collections for the next fiscal year are measurable, only the amount of real property taxes available as an advance at June 30 was levied to finance current fiscal year operations and is reported as revenue at fiscal year-end. The portion of the receivable not levied to finance current fiscal year operations is offset by a credit to deferred inflows.

On the accrual basis of accounting, collectible delinquent property taxes have been recorded as a receivable and revenue, while on a modified accrual basis of accounting the revenue has been reported as a deferred inflow.

The assessed values upon which the fiscal year 2021 taxes were collected are:

	2020 Second Half Collections		2021 First Half Collections	
	<u>Amount</u>	<u>Percent</u>	<u>Amount</u>	<u>Percent</u>
Agricultural/residential and other real estate	\$ 121,125,520	94.38	\$ 120,938,650	94.11
Public utility personal	<u>7,211,780</u>	<u>5.62</u>	<u>7,574,920</u>	<u>5.89</u>
Total	<u>\$ 128,337,300</u>	<u>100.00</u>	<u>\$ 128,513,570</u>	<u>100.00</u>
Tax rate per \$1,000 of assessed valuation	\$59.90		\$60.00	

**BUCYRUS CITY SCHOOL DISTRICT
CRAWFORD COUNTY, OHIO**

NOTES TO THE BASIC FINANCIAL STATEMENTS
FOR THE FISCAL YEAR ENDED JUNE 30, 2021

NOTE 7 - PAYMENT IN LIEU OF TAXES

According to State law, Crawford County has entered into an agreement with a property owner under which the County has granted property tax exemptions to the property owner. The property owner has agreed to make payments to the County which reflect all or a portion of the property taxes which the property owner would have paid if their taxes had not been exempted. The agreement requires a portion of these payments to be made to the School District. The property owner contractually promises to make these payments in lieu of taxes until the agreement expires.

NOTE 8 - CAPITAL ASSETS

Capital asset activity for the fiscal year ended June 30, 2021, was as follows:

	<u>Balance</u> <u>06/30/20</u>	<u>Additions</u>	<u>Deductions</u>	<u>Balance</u> <u>06/30/21</u>
Governmental activities:				
<i>Capital assets, not being depreciated:</i>				
Land	\$ 424,160	\$ -	\$ -	\$ 424,160
Total capital assets, not being depreciated	<u>424,160</u>	<u>-</u>	<u>-</u>	<u>424,160</u>
<i>Capital assets, being depreciated:</i>				
Land improvements	1,520,247	-	-	1,520,247
Buildings and improvements	40,382,549	-	-	40,382,549
Furniture and equipment	1,232,850	5,900	-	1,238,750
Vehicles	1,136,209	-	-	1,136,209
Total capital assets, being depreciated	<u>44,271,855</u>	<u>5,900</u>	<u>-</u>	<u>44,277,755</u>
<i>Less: accumulated depreciation:</i>				
Land improvements	(1,025,094)	(26,868)	-	(1,051,962)
Buildings and improvements	(10,642,712)	(783,425)	-	(11,426,137)
Furniture and equipment	(847,512)	(37,062)	-	(884,574)
Vehicles	(772,163)	(41,384)	-	(813,547)
Total accumulated depreciation	<u>(13,287,481)</u>	<u>(888,739)</u>	<u>-</u>	<u>(14,176,220)</u>
Governmental activities capital assets, net	<u>\$ 31,408,534</u>	<u>\$ (882,839)</u>	<u>\$ -</u>	<u>\$ 30,525,695</u>

THIS SPACE INTENTIONALLY LEFT BLANK

**BUCYRUS CITY SCHOOL DISTRICT
CRAWFORD COUNTY, OHIO**

NOTES TO THE BASIC FINANCIAL STATEMENTS
FOR THE FISCAL YEAR ENDED JUNE 30, 2021

NOTE 8 - CAPITAL ASSETS – (Continued)

Depreciation expense was charged to governmental functions as follows:

<u>Instruction:</u>	
Regular	\$ 491,225
Special	78,566
Vocational	24,334
<u>Support services:</u>	
Pupil	13,267
Instructional staff	3,140
Administration	37,004
Fiscal	4,739
Business	23,127
Operations and maintenance	86,899
Pupil transportation	26,229
Extracurricular activities	41,004
Food service operations	<u>59,205</u>
Total depreciation expense	<u>\$ 888,739</u>

NOTE 9 - INTERFUND TRANSACTIONS

Interfund balances at June 30, 2021 as reported on the fund statements, consist of the following amounts due to/from other funds:

<u>Receivable fund</u>	<u>Payable fund</u>	<u>Amount</u>
General	Nonmajor governmental funds	\$ 78,490

The primary purpose of the due to/from other funds is to cover negative cash in various nonmajor governmental funds. These interfund balances will be repaid once the anticipated revenues are received. All interfund balances are expected to be repaid within one year.

Interfund balances between governmental funds are eliminated on the government-wide financial statements.

THIS SPACE INTENTIONALLY LEFT BLANK

**BUCYRUS CITY SCHOOL DISTRICT
CRAWFORD COUNTY, OHIO**

NOTES TO THE BASIC FINANCIAL STATEMENTS
FOR THE FISCAL YEAR ENDED JUNE 30, 2021

NOTE 10 - LONG-TERM OBLIGATIONS

During the fiscal year 2021, the following changes occurred in governmental activities long-term obligations.

	<u>Balance</u> <u>07/01/20</u>	<u>Increase</u>	<u>Decrease</u>	<u>Balance</u> <u>06/30/21</u>	<u>Amount</u> <u>Due in</u> <u>One Year</u>
<u>Governmental Activities:</u>					
General Obligation Bonds					
School Improvement Refunding Bonds FY2013					
Serial Bonds 1-3.5%	\$ 6,905,000	\$ -	\$ (6,905,000)	\$ -	\$ -
Capital Appreciation Bonds 24.28-25.92%	240,000	-	(35,000)	205,000	60,000
Accreted Interest	1,006,337	300,119	(185,000)	1,121,456	365,000
School Improvement Refunding Bonds FY2014					
Serial Bonds 1.0-2.25%	760,000	-	(475,000)	285,000	285,000
School Improvement Refunding Bonds FY2020					
Serial Bonds 0.51-5.0%	-	6,795,000	(20,000)	6,775,000	-
Total General Obligation Bonds	<u>8,911,337</u>	<u>7,095,119</u>	<u>(7,620,000)</u>	<u>8,386,456</u>	<u>710,000</u>
Net Pension Liability	16,301,174	494,302	-	16,795,476	-
Net OPEB Liability	1,679,885	-	(282,157)	1,397,728	-
Compensated Absences	<u>1,013,565</u>	<u>106,027</u>	<u>(180,062)</u>	<u>939,530</u>	<u>106,027</u>
Total Governmental Activities Long-Term Obligations	<u>\$ 27,905,961</u>	<u>\$ 7,695,448</u>	<u>\$ (8,082,219)</u>	<u>\$ 27,519,190</u>	<u>\$ 816,027</u>
			Add: Unamortized Premium	<u>760,254</u>	
			Total on Statement of Net Position	<u>\$ 28,279,444</u>	

FY 2013 School Improvement Refunding Bonds - On May 16, 2013, the School District issued general obligation bonds, in the amount of \$8,310,000, to partially refund bonds previously issued in fiscal year 2007 for the renovation of an elementary school and renovation/addition to the high school. The refunding bond issue includes serial and capital appreciation bonds, in the amount of \$8,070,000 and \$240,000, respectively. The bonds were issued at a premium of \$1,594,156. The bonds were issued for a nineteen year period, with final maturity in fiscal year 2032. The bonds are being retired through the Bond Retirement debt service fund (a nonmajor governmental fund).

The net proceeds of the refunding bond issue, in the amount of \$9,776,979, were used to purchase U.S. government securities. The securities were deposited in an irrevocable trust with an escrow agent to provide for future debt service payments on the FY2007 School Improvement bonds. As a result, \$8,310,000 of the FY2007 School Improvement bonds are considered to be defeased and the liability for the bonds has been removed from the School District's financial statements.

The refunding resulted in a deferred outflow of \$1,466,979.

The serial bonds maturing on or after December 1, 2024, are subject to prior redemption on or after June 1, 2021, by and at the sole option of the School District, either in whole or in part and in integral multiples of \$5,000, at a redemption price of 100 percent of the principal amount redeemed plus accrued interest to the redemption date. The serial bonds were refunded during fiscal year 2021. These bonds are considered defeased and the liability for the bonds has been removed from the School District's financial statements.

**BUCYRUS CITY SCHOOL DISTRICT
CRAWFORD COUNTY, OHIO**

**NOTES TO THE BASIC FINANCIAL STATEMENTS
FOR THE FISCAL YEAR ENDED JUNE 30, 2021**

NOTE 10 - LONG-TERM OBLIGATIONS - (Continued)

The capital appreciation bonds are not subject to prior redemption. The capital appreciation bonds will mature in fiscal years 2021 through 2023. The par value of the remaining outstanding capital appreciation bonds is \$205,000 and the maturity amount of the bonds is \$1,925,000. For fiscal year 2021, \$300,119 was accreted on the capital appreciation bonds for a total value of \$1,121,456 at fiscal year-end.

FY2014 School Improvement Refunding Bonds - On May 8, 2014, the School District issued general obligation bonds, in the amount of \$2,014,999, to partially refund bonds previously issued in fiscal year 2007 for the renovation of an elementary school and renovation/addition to the high school. The refunding bond issue includes serial and capital appreciation bonds, in the amount of \$1,995,000 and \$19,999, respectively. The bonds were issued at a premium of \$312,317. The bonds were issued for an eight year period, with final maturity in fiscal year 2022. The bonds are being retired through the Bond Retirement debt service fund.

The net proceeds of the refunding bond issue, in the amount of \$2,267,418, were used to purchase U.S. government securities. The securities were deposited in an irrevocable trust with an escrow agent to provide for future debt service payments on the FY2007 School Improvement bonds. As a result, \$2,015,000 of the FY2007 School Improvement bonds are considered to be defeased and the liability for the bonds has been removed from the School District's financial statements.

Although the refunding will result in a deferred outflow of \$172,907, the School District in effect decreased its aggregate debt service payments by \$60,834 over the next nine years and obtained an economic gain (difference between present values of the old and new debt service payments) of \$60,710.

FY2020 School Improvement Refunding Bonds - On October 15, 2020, the School District issued general obligation bonds, in the amount of \$6,795,000, to partially refund bonds previously issued in fiscal year 2013 for the renovation of an elementary school and renovation/addition to the high school. The refunding bond issue includes serial bonds in the amount of \$6,905,000. The bonds were issued at a premium of \$312,317. The bonds were issued for a twelve year period, with final maturity in fiscal year 2031. The bonds are being retired through the Bond Retirement debt service fund.

The net proceeds of the refunding bond issue, in the amount of \$8,070,441, were used to purchase U.S. government securities. The securities were deposited in an irrevocable trust with an escrow agent to provide for future debt service payments on the FY2013 School Improvement Refunding bonds. As a result, \$6,905,000 of the FY2013 School Improvement Refunding bonds are considered to be defeased and the liability for the bonds has been removed from the School District's financial statements.

Although the refunding will result in a deferred outflow of \$123,674, the School District in effect decreased its aggregate debt service payments by \$527,549 over the next eight years and obtained an economic gain (difference between present values of the old and new debt service payments) of \$471,253.

Compensated absences will be paid from the general fund and the food service, early childhood education, special education, and Title I special revenue funds.

The School District's net pension liability is described in Note 14. The School District pays obligations related to employee compensation from the fund benefitting their service.

The School District's net OPEB liability/asset is described in Note 15. The School District pays obligations related to employee compensation from the fund benefitting their service.

The School District's overall debt margin was \$128,513,570 with an unvoted debt margin of \$128,514 at June 30, 2021.

**BUCYRUS CITY SCHOOL DISTRICT
CRAWFORD COUNTY, OHIO**

NOTES TO THE BASIC FINANCIAL STATEMENTS
FOR THE FISCAL YEAR ENDED JUNE 30, 2021

NOTE 10 - LONG-TERM OBLIGATIONS - (Continued)

Principal and interest requirements to retire general obligation bonds outstanding at June 30, 2021, were as follows:

Fiscal Year	FY2013			FY2014		
	Capital Appreciation Bonds			General Obligation Bonds		
<u>Ending June 30,</u>	<u>Principal</u>	<u>Accretion</u>	<u>Total</u>	<u>Principal</u>	<u>Interest</u>	<u>Total</u>
2022	\$ 60,000	\$ 365,000	\$ 425,000	\$ 285,000	\$ 3,135	\$ 288,135
2023	80,000	670,000	750,000	-	-	-
2024	65,000	685,000	750,000	-	-	-
Total	<u>\$ 205,000</u>	<u>\$ 1,720,000</u>	<u>\$ 1,925,000</u>	<u>\$ 285,000</u>	<u>\$ 3,135</u>	<u>\$ 288,135</u>

Fiscal Year	FY2020		
	General Obligation Bonds		
<u>Ending June 30,</u>	<u>Principal</u>	<u>Interest</u>	<u>Total</u>
2022	\$ -	\$ 187,191	\$ 187,191
2023	-	187,191	187,191
2024	-	187,191	187,191
2025	705,000	169,566	874,566
2026	765,000	132,816	897,816
2027 - 2031	4,345,000	285,031	4,630,031
2032 - 2034	960,000	8,928	968,928
Total	<u>\$ 6,775,000</u>	<u>\$ 1,157,914</u>	<u>\$ 7,932,914</u>

NOTE 11 - BUDGETARY BASIS OF ACCOUNTING

While reporting financial position, results of operations, and changes in fund balance on the basis of GAAP, the budgetary basis as provided by law is based upon accounting for certain transactions on a basis of cash receipts and disbursements.

The statement of revenue, expenditures and changes in fund balance - budget and actual (non-GAAP budgetary basis) presented for the general fund is presented on the budgetary basis to provide a meaningful comparison of actual results with the budget. The major differences between the budget basis and the GAAP basis are that:

- (a) Revenues and other financing sources are recorded when received in cash (budget basis) as opposed to when susceptible to accrual (GAAP basis);
- (b) Expenditures and other financing uses are recorded when paid in cash (budget basis) as opposed to when the liability is incurred (GAAP basis);
- (c) In order to determine compliance with Ohio law, and to reserve that portion of the applicable appropriation, total outstanding encumbrances (budget basis) are recorded as the equivalent of an expenditure, as opposed to assigned or committed fund balance for that portion of outstanding encumbrances not already recognized as an account payable (GAAP basis);
- (d) Some funds are included in the general fund (GAAP basis), but have separate legally adopted budgets (budget basis).

**BUCYRUS CITY SCHOOL DISTRICT
CRAWFORD COUNTY, OHIO**

NOTES TO THE BASIC FINANCIAL STATEMENTS
FOR THE FISCAL YEAR ENDED JUNE 30, 2021

NOTE 11 - BUDGETARY BASIS OF ACCOUNTING – (Continued)

The adjustments necessary to convert the results of operations for the year on the budget basis to the GAAP basis for the general fund is as follows:

Net Change in Fund Balance

	<u>General fund</u>
Budget basis	\$ (569,634)
Net adjustment for revenue accruals	157,467
Net adjustment for expenditure accruals	263,405
Net adjustment for other sources/uses	(191,558)
Funds budgeted elsewhere	(14,015)
Adjustment for encumbrances	1,022,487
GAAP basis	\$ 668,152

Certain funds that are legally budgeted in separate special revenue funds are considered part of the general fund on a GAAP basis. This includes the class play fund, the underground storage tank fund, and the public school support fund.

NOTE 12 - SET-ASIDES

The School District is required by State law to annually set-aside certain general fund revenue amounts, as defined by statutory formula, for the acquisition and construction of capital improvements. Amounts not spent by the end of the fiscal year or offset by similarly restricted resources received during the year must be held in cash at fiscal year-end. This amount must be carried forward to be used for the same purpose in future years. Expenditures exceeding the set-aside requirement may not be carried forward to the next fiscal year.

The following cash-basis information describes the change in the fiscal year-end set-aside amount for capital improvements. Disclosure of this information is required by State statute.

	<u>Capital Improvements</u>
Set-aside balance June 30, 2020	\$ -
Current year set-aside requirement	213,115
Current year offsets	(104,613)
Prior year offset from bond proceeds	(108,502)
Total	\$ -
Balance carried forward to fiscal year 2022	\$ -
Set-aside balance June 30, 2021	\$ -

**BUCYRUS CITY SCHOOL DISTRICT
CRAWFORD COUNTY, OHIO**

NOTES TO THE BASIC FINANCIAL STATEMENTS
FOR THE FISCAL YEAR ENDED JUNE 30, 2021

NOTE 12 - SET-ASIDES – (Continued)

During fiscal year 2007, the District issued \$13,150,000 in capital related school improvement bonds. These proceeds may be used to reduce the capital improvements set-aside amount to \$0 for future years. The amount presented for prior year offset from bond proceeds is limited to an amount needed to reduce the capital improvements set-aside balance to \$0. The District is responsible for tracking the amount of bond proceeds that may be used as an offset in future periods, which was \$12,496,213 at June 30, 2021.

NOTE 13 - RISK MANAGEMENT

A. Ohio School Plan

The School District belongs to the Ohio School Plan (the “Plan”), an unincorporated non-profit association providing a formalized, jointly administered self-insurance risk management program and other administrative services to approximately 400 Ohio schools (“Members”).

Pursuant to Section 2744.081 of the Ohio Revised Code, the Plan is deemed a separate legal entity. The Plan provides property, general liability, educator’s legal liability, automobile and violence coverages, modified for each member’s needs. The Plan pays judgments, settlements and other expenses resulting from covered claims that exceed the member’s specific deductible.

The Plan issues its own policies and reinsures the Plan with reinsurances carriers. Only if the Plan’s paid liability loss ratio exceeds 65 percent and is less than 80 percent does the Plan contribute to paid claims. (See the Plan’s audited financial statements on the website for more details.) The individual members are responsible for their self-retention (deductible) amounts, which vary from member to member.

The Plan’s audited financial statements conform with GAAP and reported the following assets, liabilities and retained earnings at December 31, 2020, 2019 and 2018 (latest information available):

	2020	2019	2018
Assets	\$ 13,471,241	\$ 12,967,922	\$ 12,764,109
Liabilities	4,909,663	4,843,762	4,451,197
Net Position	8,561,578	8,124,160	8,312,912

You can read the complete audited financial statements for The Ohio School Plan at the Plan’s website, www.ohioschoolplan.org under “Financials”.

Coverages provided to the School District through the Plan are as follows:

- Buildings and Contents - replacement cost \$71,440,366
- Auto Liability 1,000,000
- General Liability
 - Each Occurrence 4,000,000
 - Aggregate 6,000,000

Settled claims have not exceeded this commercial coverage in any of the past three years, and there has been no significant reduction in insurance coverage from the prior fiscal year.

**BUCYRUS CITY SCHOOL DISTRICT
CRAWFORD COUNTY, OHIO**

NOTES TO THE BASIC FINANCIAL STATEMENTS
FOR THE FISCAL YEAR ENDED JUNE 30, 2021

NOTE 13 - RISK MANAGEMENT - (Continued)

B. Worker’s Compensation

For fiscal year 2021, the School District participated in the Ohio School Boards Association Workers’ Compensation Group Rating Plan (GRP), an insurance purchasing pool. The intent of the GRP is to achieve the benefit of a reduced premium for the School District by virtue of its grouping and representation with other participants in the GRP. The workers’ compensation experience of the participants is calculated as one experience and a common premium rate is applied to all participants in the GRP. Each participant pays its workers’ compensation premium to the State based on the rate for the GRP rather than its individual rate. Participation in the GRP is limited to participants that can meet the GRP’s selection criteria. The firm of Gates McDonald & Co. provides administrative, cost control, and actuarial services to the GRP.

C. Medical Insurance

The School District offers medical and drug insurance to all employees through a self-insured program through the self-insurance internal service fund. The School District purchased stop loss insurance for claims in excess of \$100,000 per individual. The School District has reinsurance for claims above \$100,000, with a capped maximum of \$1,000,000. Settled claims have not exceeded this coverage for the past three years. Claims payable is based on the requirements of Governmental Accounting Standards Board Statement No. 30, “Risk Financing Omnibus”, which requires that a liability for unpaid claims costs, including estimates of costs relating to incurred but not reported claims, be reported if information prior to issuance of the financial statements indicates that it is probable that a liability has been incurred at the date of the financial statements and the amount can be reasonably estimated. The estimate was not affected by incremental claim adjustment expenses and does not include other allocated or unallocated claim adjustment expenses. Claims payable at June 30, 2021, was estimated by the third party administrator at \$213,002.

The change in the claims liability for the past two fiscal years is as follows:

		<u>Beginning of Year</u>	<u>Current Year Claims</u>	<u>Claim Payments</u>	<u>Balance at End of Year</u>
2021	\$	173,013	\$ 1,972,545	\$ (1,932,556)	\$ 213,002
2020		171,095	2,152,784	(2,150,866)	173,013

NOTE 14 - DEFINED BENEFIT PENSION PLANS

The Statewide retirement systems provide both pension benefits and other postemployment benefits (OPEB).

Net Pension Liability/Net OPEB Liability/Asset

Pensions and OPEB are a component of exchange transactions—between an employer and its employees—of salaries and benefits for employee services. Pensions/OPEB are provided to an employee—on a deferred-payment basis—as part of the total compensation package offered by an employer for employee services each financial period.

The net pension/OPEB liability (asset) represent the School District’s proportionate share of each pension/OPEB plan’s collective actuarial present value of projected benefit payments attributable to past periods of service, net of each pension/OPEB plan’s fiduciary net position. The net pension/OPEB liability (asset) calculation is dependent on critical long-term variables, including estimated average life expectancies, earnings on investments, cost of living adjustments and others. While these estimates use the best information available, unknowable future events require adjusting these estimates annually.

**BUCYRUS CITY SCHOOL DISTRICT
CRAWFORD COUNTY, OHIO**

NOTES TO THE BASIC FINANCIAL STATEMENTS
FOR THE FISCAL YEAR ENDED JUNE 30, 2021

NOTE 14 - DEFINED BENEFIT PENSION PLANS - (Continued)

Ohio Revised Code limits the School District’s obligation for this liability to annually required payments. The School District cannot control benefit terms or the manner in which pensions/OPEB are financed; however, the School District does receive the benefit of employees’ services in exchange for compensation including pension and OPEB.

GASB 68/75 assumes the liability is solely the obligation of the employer, because (1) they benefit from employee services; and (2) State statute requires funding to come from these employers. All pension contributions to date have come solely from these employers (which also includes pension costs paid in the form of withholdings from employees). The retirement systems may allocate a portion of the employer contributions to provide for these OPEB benefits. In addition, health care plan enrollees pay a portion of the health care costs in the form of a monthly premium. State statute requires the retirement systems to amortize unfunded pension liabilities within 30 years. If the pension amortization period exceeds 30 years, each retirement system’s board must propose corrective action to the State legislature. Any resulting legislative change to benefits or funding could significantly affect the net pension/OPEB liability (asset). Resulting adjustments to the net pension/OPEB liability (asset) would be effective when the changes are legally enforceable. The Ohio revised Code permits, but does not require the retirement systems to provide healthcare to eligible benefit recipients.

The remainder of this note includes the required pension disclosures. See Note 15 for the required OPEB disclosures.

The proportionate share of each plan’s unfunded benefits is presented as a long-term *net pension/OPEB liability (asset)* on the accrual basis of accounting. Any liability for the contractually-required pension contribution outstanding at the end of the year is included in pension and postemployment benefits payable on both the accrual and modified accrual bases of accounting.

Plan Description - School Employees Retirement System (SERS)

Plan Description - The School District non-teaching employees participate in SERS, a cost-sharing multiple-employer defined benefit pension plan administered by SERS. SERS provides retirement, disability and survivor benefits, annual cost-of-living adjustments, and death benefits to plan members and beneficiaries. Authority to establish and amend benefits is provided by Ohio Revised Code Chapter 3309. SERS issues a publicly available, stand-alone financial report that includes financial statements, required supplementary information and detailed information about SERS’ fiduciary net position. That report can be obtained by visiting the SERS website at www.ohsers.org under Employers/Audit Resources.

Age and service requirements for retirement are as follows:

	Eligible to Retire on or before August 1, 2017 *	Eligible to Retire after August 1, 2017
Full benefits	Age 65 with 5 years of services credit; or Any age with 30 years of service credit	Age 67 with 10 years of service credit; or Age 57 with 30 years of service credit
Actuarially reduced benefits	Age 60 with 5 years of service credit; or Age 55 with 25 years of service credit	Age 62 with 10 years of service credit; or Age 60 with 25 years of service credit

* Members with 25 years of service credit as of August 1, 2017 will be included in this plan.

Annual retirement benefits are calculated based on final average salary multiplied by a percentage that varies based on years of service; 2.2% for the first thirty years of service and 2.5% for years of service credit over 30. Final average salary is the average of the highest three years of salary.

**BUCYRUS CITY SCHOOL DISTRICT
CRAWFORD COUNTY, OHIO**

NOTES TO THE BASIC FINANCIAL STATEMENTS
FOR THE FISCAL YEAR ENDED JUNE 30, 2021

NOTE 14 - DEFINED BENEFIT PENSION PLANS - (Continued)

Effective January 1, 2018, SERS cost-of-living adjustment (COLA) changed from a fixed 3% annual increase to one based on the Consumer Price Index (CPI-W) with a cap of 2.5% and a floor of 0%. SERS also has the authority to award or suspend the COLA, or to adjust the COLA above or below CPI-W. SERS suspended the COLA increases for 2018, 2019 and 2020 for current retirees, and confirmed their intent to implement a four-year waiting period for the start of a COLA for future retirees. For 2021, the COLA was 0.5%.

Funding Policy - Plan members are required to contribute 10% of their annual covered salary and the School District is required to contribute 14% of annual covered payroll. The contribution requirements of plan members and employers are established and may be amended by the SERS' Retirement Board up to statutory maximum amounts of 10% for plan members and 14% for employers. The Retirement Board, acting with the advice of the actuary, allocates the employer contribution rate among four of the System's funds (Pension Trust Fund, Death Benefit Fund, Medicare B Fund, and Health Care Fund). For the fiscal year ended June 30, 2021, the allocation to pension, death benefits, and Medicare B was 14.0%.

The School District's contractually required contribution to SERS was \$315,040 for fiscal year 2021. Of this amount, \$26,887 is reported as pension and postemployment benefits payable.

Plan Description - State Teachers Retirement System (STRS)

Plan Description - Licensed teachers participate in STRS, a cost-sharing multiple-employer public employee retirement system administered by STRS. STRS provides retirement and disability benefits to members and death and survivor benefits to beneficiaries. STRS issues a stand-alone financial report that includes financial statements, required supplementary information and detailed information about STRS' fiduciary net position. That report can be obtained by writing to STRS, 275 E. Broad St., Columbus, OH 43215-3771, by calling (888) 227-7877, or by visiting the STRS website at www.strsoh.org.

New members have a choice of three retirement plans: a Defined Benefit (DB) Plan, a Defined Contribution (DC) Plan and a Combined (CO) Plan. Benefits are established by Ohio Revised Code Chapter 3307. The DB Plan offers an annual retirement allowance based on final average salary multiplied by a percentage that varies based on years of service. Effective August 1, 2015, the calculation will be 2.2% of final average salary for the five highest years of earnings multiplied by all years of service. Effective July 1, 2017, the cost-of-living adjustment was reduced to zero. Members are eligible to retire at age 60 with five years of qualifying service credit, or age 55 with 28 years of service, or 33 years of service regardless of age. Eligibility changes will be phased in until August 1, 2026, when retirement eligibility for unreduced benefits will be five years of service credit and age 65, or 35 years of service credit and at least age 60.

The DC Plan allows members to place all of their member contributions and 9.53% of the 14% employer contributions into an investment account. Investment allocation decisions are determined by the member. The remaining 4.47% of the 14% employer rate is allocated to the defined benefit unfunded liability. A member is eligible to receive a retirement benefit at age 50 and termination of employment. The member may elect to receive a lifetime monthly annuity or a lump sum withdrawal.

The Combined Plan offers features of both the DB Plan and the DC Plan. In the Combined Plan, 12% of the 14% member rate goes to the DC Plan and the remaining 2% is applied to the DB Plan. Member contributions to the DC Plan are allocated among investment choices by the member, and contributions to the DB Plan from the employer and the member are used to fund the defined benefit payment at a reduced level from the regular DB Plan. The defined benefit portion of the Combined Plan payment is payable to a member on or after age 60 with five years of service. The defined contribution portion of the account may be taken as a lump sum payment or converted to a lifetime monthly annuity after termination of employment at age 50 and after termination of employment.

**BUCYRUS CITY SCHOOL DISTRICT
CRAWFORD COUNTY, OHIO**

NOTES TO THE BASIC FINANCIAL STATEMENTS
FOR THE FISCAL YEAR ENDED JUNE 30, 2021

NOTE 14 - DEFINED BENEFIT PENSION PLANS - (Continued)

New members who choose the DC Plan or Combined Plan will have another opportunity to reselect a permanent plan during their fifth year of membership. Members may remain in the same plan or transfer to another STRS plan. The optional annuitization of a member's defined contribution account or the defined contribution portion of a member's Combined Plan account to a lifetime benefit results in STRS bearing the risk of investment gain or loss on the account. STRS has therefore included all three plan options as one defined benefit plan for GASB 68 reporting purposes.

A DB or Combined Plan member with five or more years of credited service who is determined to be disabled may qualify for a disability benefit. Eligible survivors of members who die before service retirement may qualify for monthly benefits. New members on or after July 1, 2013, must have at least ten years of qualifying service credit to apply for disability benefits. Members in the DC Plan who become disabled are entitled only to their account balance. If a member of the DC Plan dies before retirement benefits begin, the member's designated beneficiary is entitled to receive the member's account balance.

Funding Policy - Employer and member contribution rates are established by the State Teachers Retirement Board and limited by Chapter 3307 of the Ohio Revised Code. For fiscal year 2021, plan members were required to contribute 14% of their annual covered salary. The School District was required to contribute 14%; the entire 14% was the portion used to fund pension obligations. The fiscal year 2021 contribution rates were equal to the statutory maximum rates.

The School District's contractually required contribution to STRS was \$880,994 for fiscal year 2021. Of this amount, \$153,576 is reported as pension and postemployment benefits payable.

Pension Liabilities, Pension Expense, and Deferred Outflows of Resources and Deferred Inflows of Resources Related to Pensions

The net pension liability was measured as of June 30, 2020, and the total pension liability used to calculate the net pension liability was determined by an actuarial valuation as of that date. The School District's proportion of the net pension liability was based on the School District's share of contributions to the pension plan relative to the projected contributions of all participating entities.

Following is information related to the proportionate share and pension expense:

	<u>SERS</u>	<u>STRS</u>	<u>Total</u>
Proportion of the net pension liability prior measurement date	0.06557040%	0.05597250%	
Proportion of the net pension liability current measurement date	<u>0.06229960%</u>	<u>0.05238311%</u>	
Change in proportionate share	<u>-0.00327080%</u>	<u>-0.00358939%</u>	
Proportionate share of the net pension liability	\$ 4,120,627	\$ 12,674,849	\$ 16,795,476
Pension expense	\$ 357,412	\$ 1,132,719	\$ 1,490,131

**BUCYRUS CITY SCHOOL DISTRICT
CRAWFORD COUNTY, OHIO**

NOTES TO THE BASIC FINANCIAL STATEMENTS
FOR THE FISCAL YEAR ENDED JUNE 30, 2021

NOTE 14 - DEFINED BENEFIT PENSION PLANS - (Continued)

At June 30, 2021, the School District reported deferred outflows of resources and deferred inflows of resources related to pensions from the following sources:

	<u>SERS</u>	<u>STRS</u>	<u>Total</u>
Deferred outflows of resources			
Differences between expected and actual experience	\$ 8,004	\$ 28,441	\$ 36,445
Net difference between projected and actual earnings on pension plan investments	261,578	616,379	877,957
Changes of assumptions	-	680,393	680,393
Difference between employer contributions and proportionate share of contributions/ change in proportionate share	-	21,993	21,993
Contributions subsequent to the measurement date	<u>315,040</u>	<u>880,994</u>	<u>1,196,034</u>
Total deferred outflows of resources	<u>\$ 584,622</u>	<u>\$ 2,228,200</u>	<u>\$ 2,812,822</u>
	<u>SERS</u>	<u>STRS</u>	<u>Total</u>
Deferred inflows of resources			
Differences between expected and actual experience	\$ -	\$ 81,046	\$ 81,046
Difference between employer contributions and proportionate share of contributions/ change in proportionate share	<u>146,740</u>	<u>765,917</u>	<u>912,657</u>
Total deferred inflows of resources	<u>\$ 146,740</u>	<u>\$ 846,963</u>	<u>\$ 993,703</u>

\$1,196,034 reported as deferred outflows of resources related to pension resulting from School District contributions subsequent to the measurement date will be recognized as a reduction of the net pension liability in the fiscal year ending June 30, 2022.

Other amounts reported as deferred outflows of resources and deferred inflows of resources related to pension will be recognized in pension expense as follows:

	<u>SERS</u>	<u>STRS</u>	<u>Total</u>
Fiscal Year Ending June 30:			
2022	\$ (106,496)	\$ 162,675	\$ 56,179
2023	38,413	33,858	72,271
2024	109,031	172,290	281,321
2025	<u>81,894</u>	<u>131,420</u>	<u>213,314</u>
Total	<u>\$ 122,842</u>	<u>\$ 500,243</u>	<u>\$ 623,085</u>

**BUCYRUS CITY SCHOOL DISTRICT
CRAWFORD COUNTY, OHIO**

NOTES TO THE BASIC FINANCIAL STATEMENTS
FOR THE FISCAL YEAR ENDED JUNE 30, 2021

NOTE 14 - DEFINED BENEFIT PENSION PLANS - (Continued)

Actuarial Assumptions - SERS

SERS' total pension liability was determined by their actuaries in accordance with GASB Statement No. 67, as part of their annual actuarial valuation for each defined benefit retirement plan. Actuarial valuations of an ongoing plan involve estimates of the value of reported amounts (e.g., salaries, credited service) and assumptions about the probability of occurrence of events far into the future (e.g., mortality, disabilities, retirements, employment termination). Actuarially determined amounts are subject to continual review and potential modifications, as actual results are compared with past expectations and new estimates are made about the future.

Projections of benefits for financial reporting purposes are based on the substantive plan (the plan as understood by the employers and plan members) and include the types of benefits provided at the time of each valuation and the historical pattern of sharing benefit costs between the employers and plan members to that point. The projection of benefits for financial reporting purposes does not explicitly incorporate the potential effects of legal or contractual funding limitations.

Actuarial calculations reflect a long-term perspective. For a newly hired employee, actuarial calculations will take into account the employee's entire career with the employer and also take into consideration the benefits, if any, paid to the employee after termination of employment until the death of the employee and any applicable contingent annuitant. In many cases actuarial calculations reflect several decades of service with the employer and the payment of benefits after termination.

Key methods and assumptions used in calculating the total pension liability in the latest actuarial valuation, prepared as of June 30, 2020, are presented below:

Wage inflation	3.00%
Future salary increases, including inflation	3.50% to 18.20%
COLA or ad hoc COLA	2.50%
Investment rate of return	7.50% net of investment expense, including inflation
Actuarial cost method	Entry age normal (level percent of payroll)

For 2020, the mortality rates were based on the RP-2014 Blue Collar Mortality Table with fully generational projection and a five-year age set-back for both males and females. Mortality among service retired members, and beneficiaries were based upon the RP-2014 Blue Collar Mortality Table with fully generational projection with Scale BB, 120% of male rates, and 110% of female rates. Mortality among disabled members was based upon the RP-2000 Disabled Mortality Table, 90% for male rates and 100% for female rates, set back five years is used for the period after disability retirement.

The most recent experience study was completed for the five year period ended June 30, 2015.

The long-term return expectation for the Pension Plan Investments has been determined using a building-block approach and assumes a time horizon, as defined in SERS' *Statement of Investment Policy*. A forecasted rate of inflation serves as the baseline for the return expectation. Various real return premiums over the baseline inflation rate have been established for each asset class. The long-term expected nominal rate of return has been determined by calculating a weighted average of the expected real return premiums for each asset class, adding the projected inflation rate, and adding the expected return from rebalancing uncorrelated asset classes.

**BUCYRUS CITY SCHOOL DISTRICT
CRAWFORD COUNTY, OHIO**

NOTES TO THE BASIC FINANCIAL STATEMENTS
FOR THE FISCAL YEAR ENDED JUNE 30, 2021

NOTE 14 - DEFINED BENEFIT PENSION PLANS - (Continued)

The target allocation and best estimates of arithmetic real rates of return for each major asset class are summarized in the following table:

Asset Class	Target Allocation	Long-Term Expected Real Rate of Return
Cash	2.00 %	1.85 %
US Equity	22.50	5.75
International Equity	22.50	6.50
Fixed Income	19.00	2.85
Private Equity	12.00	7.60
Real Assets	17.00	6.60
Multi-Asset Strategies	5.00	6.65
Total	<u>100.00 %</u>	

Discount Rate - The total pension liability was calculated using the discount rate of 7.50%. The projection of cash flows used to determine the discount rate assumed the contributions from employers and from the members would be computed based on contribution requirements as stipulated by State statute. Projected inflows from investment earnings were calculated using the long-term assumed investment rate of return (7.50%). Based on those assumptions, the plan's fiduciary net position was projected to be available to make all future benefit payments of current plan members. Therefore, the long-term expected rate of return on pension plan investments was applied to all periods of projected benefits to determine the total pension liability.

Sensitivity of the School District's Proportionate Share of the Net Pension Liability to Changes in the Discount Rate - Net pension liability is sensitive to changes in the discount rate, and to illustrate the potential impact the following table presents the net pension liability calculated using the discount rate of 7.50%, as well as what each plan's net pension liability would be if it were calculated using a discount rate that is one percentage point lower (6.50%), or one percentage point higher (8.50%) than the current rate.

	1% Decrease	Current Discount Rate	1% Increase
School District's proportionate share of the net pension liability	\$ 5,644,756	\$ 4,120,627	\$ 2,841,854

Actuarial Assumptions - STRS

Key methods and assumptions used in the latest actuarial valuation, reflecting experience study results used in the June 30, 2020, actuarial valuation are presented below:

	June 30, 2020
Inflation	2.50%
Projected salary increases	12.50% at age 20 to 2.50% at age 65
Investment rate of return	7.45%, net of investment expenses, including inflation
Payroll increases	3.00%
Cost-of-living adjustments (COLA)	0.00%

**BUCYRUS CITY SCHOOL DISTRICT
CRAWFORD COUNTY, OHIO**

NOTES TO THE BASIC FINANCIAL STATEMENTS
FOR THE FISCAL YEAR ENDED JUNE 30, 2021

NOTE 14 - DEFINED BENEFIT PENSION PLANS - (Continued)

For the June 30, 2020, actuarial valuation, post-retirement mortality rates for healthy retirees are based on the RP-2014 Annuitant Mortality Table with 50% of rates through age 69, 70% of rates between ages 70 and 79, 90% of rates between ages 80 and 84, and 100% of rates thereafter, projected forward generationally using mortality improvement scale MP-2016. Post-retirement disabled mortality rates are based on the RP-2014 Disabled Mortality Table with 90% of rates for males and 100% of rates for females, projected forward generationally using mortality improvement scale MP-2016. Pre-retirement mortality rates are based on RP-2014 Employee Mortality Table, projected forward generationally using mortality improvement scale MP-2016.

Actuarial assumptions used in the June 30, 2020 valuation are based on the results of an actuarial experience study for the period July 1, 2011 through June 30, 2016.

STRS Ohio's investment consultant develops an estimate range for the investment return assumption based on the target allocation adopted by the Retirement Board. The target allocation and long-term expected rate of return for each major asset class are summarized as follows:

<u>Asset Class</u>	<u>Target Allocation</u>	<u>Long-Term Expected Real Rate of Return *</u>
Domestic Equity	28.00 %	7.35 %
International Equity	23.00	7.55
Alternatives	17.00	7.09
Fixed Income	21.00	3.00
Real Estate	10.00	6.00
Liquidity Reserves	1.00	2.25
Total	<u>100.00 %</u>	

*10-Year geometric nominal returns, which include the real rate of return and inflation of 2.25% and does not include investment expenses. Over a 30-year period, STRS' investment consultant indicates that the above target allocations should generate a return above the actuarial rate of return, without net value added by management.

Discount Rate - The discount rate used to measure the total pension liability was 7.45% as of June 30, 2020. The projection of cash flows used to determine the discount rate assumes member and employer contributions will be made at the statutory contribution rates in accordance with rate increases described above. For this purpose, only employer contributions that are intended to fund benefits of current plan members and their beneficiaries are included. Projected employer contributions that are intended to fund the service costs of future plan members and their beneficiaries, as well as projected contributions from future plan members, are not included. Based on those assumptions, STRS' fiduciary net position was projected to be available to make all projected future benefit payments to current plan members as of June 30, 2020. Therefore, the long-term expected rate of return on pension plan investments of 7.45% was applied to all periods of projected benefit payment to determine the total pension liability as of June 30, 2020.

Sensitivity of the School District's Proportionate Share of the Net Pension Liability to Changes in the Discount Rate - The following table presents the School District's proportionate share of the net pension liability calculated using the current period discount rate assumption of 7.45%, as well as what the School District's proportionate share of the net pension liability would be if it were calculated using a discount rate that is one-percentage-point lower (6.45%) or one-percentage-point higher (8.45%) than the current rate:

	Current		
	<u>1% Decrease</u>	<u>Discount Rate</u>	<u>1% Increase</u>
School District's proportionate share of the net pension liability	\$ 18,046,778	\$ 12,674,849	\$ 8,122,586

**BUCYRUS CITY SCHOOL DISTRICT
CRAWFORD COUNTY, OHIO**

NOTES TO THE BASIC FINANCIAL STATEMENTS
FOR THE FISCAL YEAR ENDED JUNE 30, 2021

NOTE 15 - DEFINED BENEFIT OPEB PLANS

Net OPEB Liability/Asset

See Note 14 for a description of the net OPEB liability (asset).

Plan Description - School Employees Retirement System (SERS)

Health Care Plan Description - The School District contributes to the SERS Health Care Fund, administered by SERS for non-certificated retirees and their beneficiaries. For GASB 75 purposes, this plan is considered a cost-sharing other postemployment benefit (OPEB) plan. SERS' Health Care Plan provides healthcare benefits to eligible individuals receiving retirement, disability, and survivor benefits, and to their eligible dependents. Members who retire after June 1, 1986, need 10 years of service credit, exclusive of most types of purchased credit, to qualify to participate in SERS' health care coverage. In addition to age and service retirees, disability benefit recipients and beneficiaries who are receiving monthly benefits due to the death of a member or retiree, are eligible for SERS' health care coverage. Most retirees and dependents choosing SERS' health care coverage are over the age of 65 and therefore enrolled in a fully insured Medicare Advantage plan; however, SERS maintains a traditional, self-insured preferred provider organization for its non-Medicare retiree population. For both groups, SERS offers a self-insured prescription drug program. Health care is a benefit that is permitted, not mandated, by statute. The financial report of the Plan is included in the SERS Comprehensive Annual Financial Report which can be obtained on SERS' website at www.ohsers.org under Employers/Audit Resources.

Access to health care for retirees and beneficiaries is permitted in accordance with Section 3309 of the Ohio Revised Code. The Health Care Fund was established and is administered in accordance with Internal Revenue Code Section 105(e). SERS' Retirement Board reserves the right to change or discontinue any health plan or program. Active employee members do not contribute to the Health Care Plan. The SERS Retirement Board established the rules for the premiums paid by the retirees for health care coverage for themselves and their dependents or for their surviving beneficiaries. Premiums vary depending on the plan selected, qualified years of service, Medicare eligibility, and retirement status.

Funding Policy - State statute permits SERS to fund the health care benefits through employer contributions. Each year, after the allocation for statutorily required pensions and benefits, the Retirement Board may allocate the remainder of the employer contribution of 14% of covered payroll to the Health Care Fund in accordance with the funding policy. For the fiscal year ended June 30, 2021, SERS did not allocate any employer contributions to post-employment health care. An additional health care surcharge on employers is collected for employees earning less than an actuarially determined minimum compensation amount, pro-rated if less than a full year of service credit was earned. For fiscal year 2021, this amount was \$23,000. Statutes provide that no employer shall pay a health care surcharge greater than 2% of that employer's SERS-covered payroll; nor may SERS collect in aggregate more than 1.5% of the total statewide SERS-covered payroll for the health care surcharge. For fiscal year 2021, the School District's surcharge obligation was \$41,585.

The surcharge added to the allocated portion of the 14% employer contribution rate is the total amount assigned to the Health Care Fund. The School District's contractually required contribution to SERS was \$41,585 for fiscal year 2021. Of this amount, \$41,585 is reported as pension and postemployment benefits payable.

Plan Description - State Teachers Retirement System (STRS)

Plan Description - The State Teachers Retirement System of Ohio (STRS) administers a cost-sharing Health Plan administered for eligible retirees who participated in the defined benefit or combined pension plans offered by STRS. Ohio law authorizes STRS to offer this plan. Benefits include hospitalization, physicians' fees, prescription drugs and partial reimbursement of monthly Medicare Part B premiums. Medicare Part B premium reimbursements will be discontinued effective January 1, 2021. The Plan is included in the report of STRS which can be obtained by visiting www.strsoh.org or by calling (888) 227-7877.

**BUCYRUS CITY SCHOOL DISTRICT
CRAWFORD COUNTY, OHIO**

NOTES TO THE BASIC FINANCIAL STATEMENTS
FOR THE FISCAL YEAR ENDED JUNE 30, 2021

NOTE 15 - DEFINED BENEFIT OPEB PLANS - (Continued)

Funding Policy – Ohio Revised Code Chapter 3307 authorizes STRS to offer the Plan and gives the Retirement Board discretionary authority over how much, if any, of the health care costs will be absorbed by STRS. Active employee members do not contribute to the Health Care Plan. Nearly all health care plan enrollees, for the most recent year, pay a portion of the health care costs in the form of a monthly premium. Under Ohio law, funding for post-employment health care may be deducted from employer contributions, currently 14% of covered payroll. For the fiscal year ended June 30, 2020, STRS did not allocate any employer contributions to post-employment health care.

OPEB Liabilities/Assets, OPEB Expense, and Deferred Outflows of Resources and Deferred Inflows of Resources Related to OPEB

The net OPEB liability/asset was measured as of June 30, 2020, and the total OPEB liability/asset used to calculate the net OPEB liability/asset was determined by an actuarial valuation as of that date. The School District's proportion of the net OPEB liability/asset was based on the School District's share of contributions to the respective retirement systems relative to the contributions of all participating entities.

Following is information related to the proportionate share and OPEB expense:

	<u>SERS</u>	<u>STRS</u>	<u>Total</u>
Proportion of the net OPEB liability/asset prior measurement date	0.06680020%	0.05597250%	
Proportion of the net OPEB liability/asset current measurement date	<u>0.06431280%</u>	<u>0.05238110%</u>	
Change in proportionate share	<u>-0.00248740%</u>	<u>-0.00359140%</u>	
Proportionate share of the net OPEB liability	\$ 1,397,728	\$ -	\$ 1,397,728
Proportionate share of the net OPEB asset	\$ -	\$ (920,597)	\$ (920,597)
OPEB expense	\$ (18,289)	\$ (65,083)	\$ (83,372)

At June 30, 2021, the School District reported deferred outflows of resources and deferred inflows of resources related to OPEB from the following sources:

	<u>SERS</u>	<u>STRS</u>	<u>Total</u>
Deferred outflows of resources			
Differences between expected and actual experience	\$ 18,359	\$ 58,987	\$ 77,346
Net difference between projected and actual earnings on OPEB plan investments	15,748	32,262	48,010
Changes of assumptions	238,264	15,197	253,461
Difference between employer contributions and proportionate share of contributions/ change in proportionate share	39,478	6,679	46,157
Contributions subsequent to the measurement date	<u>41,585</u>	<u>-</u>	<u>41,585</u>
Total deferred outflows of resources	<u>\$ 353,434</u>	<u>\$ 113,125</u>	<u>\$ 466,559</u>

**BUCYRUS CITY SCHOOL DISTRICT
CRAWFORD COUNTY, OHIO**

NOTES TO THE BASIC FINANCIAL STATEMENTS
FOR THE FISCAL YEAR ENDED JUNE 30, 2021

NOTE 15 - DEFINED BENEFIT OPEB PLANS - (Continued)

	<u>SERS</u>	<u>STRS</u>	<u>Total</u>
Deferred inflows of resources			
Differences between expected and actual experience	\$ 710,842	\$ 183,372	\$ 894,214
Changes of assumptions	35,206	874,412	909,618
Difference between employer contributions and proportionate share of contributions/ change in proportionate share	<u>132,861</u>	<u>39,970</u>	<u>172,831</u>
Total deferred inflows of resources	<u>\$ 878,909</u>	<u>\$ 1,097,754</u>	<u>\$ 1,976,663</u>

\$41,585 reported as deferred outflows of resources related to OPEB resulting from School District contributions subsequent to the measurement date will be recognized as a reduction of the net OPEB liability/asset in the fiscal year ending June 30, 2022.

Other amounts reported as deferred outflows of resources and deferred inflows of resources related to OPEB will be recognized in OPEB expense as follows:

	<u>SERS</u>	<u>STRS</u>	<u>Total</u>
Fiscal Year Ending June 30:			
2022	\$ (110,425)	\$ (248,074)	\$ (358,499)
2023	(109,288)	(226,237)	(335,525)
2024	(109,469)	(218,578)	(328,047)
2025	(114,786)	(203,064)	(317,850)
2026	(91,126)	(43,354)	(134,480)
Thereafter	<u>(31,966)</u>	<u>(45,322)</u>	<u>(77,288)</u>
Total	<u>\$ (567,060)</u>	<u>\$ (984,629)</u>	<u>\$ (1,551,689)</u>

Actuarial Assumptions - SERS

The total OPEB liability is determined by SERS' actuaries in accordance with GASB Statement No. 74, as part of their annual actuarial valuation for each retirement plan. Actuarial valuations of an ongoing plan involve estimates of the value of reported amounts (e.g., salaries, credited service) and assumptions about the probability of occurrence of events far into the future (e.g., mortality, disabilities, retirements, employment terminations). Actuarially determined amounts are subject to continual review and potential modifications, as actual results are compared with past expectations and new estimates are made about the future.

Projections of benefits for financial reporting purposes are based on the substantive plan (the plan as understood by the employers and plan members) and include the types of benefits provided at the time of each valuation and the historical pattern of sharing benefit costs between the employers and plan members to that point. The projection of benefits for financial reporting purposes does not explicitly incorporate the potential effects of legal or contractual funding limitations.

Actuarial calculations reflect a long-term perspective. For a newly hired employee, actuarial calculations will take into account the employee's entire career with the employer and also take into consideration the benefits, if any, paid to the employee after termination of employment until the death of the employee and any applicable contingent annuitant. In many cases, actuarial calculations reflect several decades of service with the employer and the payment of benefits after termination.

**BUCYRUS CITY SCHOOL DISTRICT
CRAWFORD COUNTY, OHIO**

NOTES TO THE BASIC FINANCIAL STATEMENTS
FOR THE FISCAL YEAR ENDED JUNE 30, 2021

NOTE 15 - DEFINED BENEFIT OPEB PLANS - (Continued)

Key methods and assumptions used in calculating the total OPEB liability in the latest actuarial valuation date of June 30, 2020 are presented below:

Wage inflation	3.00%
Future salary increases, including inflation	3.50% to 18.20%
Investment rate of return	7.50% net of investment expense, including inflation
Municipal bond index rate:	
Measurement date	2.45%
Prior measurement date	3.13%
Single equivalent interest rate, net of plan investment expense, including price inflation:	
Measurement date	2.63%
Prior measurement date	3.22%
Medical trend assumption:	
Measurement date	
Medicare	5.25 to 4.75%
Pre-Medicare	7.00 to 4.75%
Prior measurement date	
Medicare	5.25 to 4.75%
Pre-Medicare	7.00 to 4.75%

Mortality rates were based on the RP-2014 Blue Collar Mortality Table with fully generational projection and Scale BB, 120% of male rates and 110% of female rates. RP-2000 Disabled Mortality Table with 90% for male rates and 100% for female rates set back five years.

The most recent experience study was completed for the five year period ended June 30, 2015.

The long-term expected rate of return on plan assets is reviewed as part of the actuarial five-year experience study. The most recent study covers fiscal years 2010 through 2015, and was adopted by the Board on April 21, 2016. Several factors are considered in evaluating the long-term rate of return assumption including long-term historical data, estimates inherent in current market data, and a log-normal distribution analysis in which best-estimate ranges of expected future real rates of return were developed by the investment consultant for each major asset class. These ranges were combined to produce the long-term expected rate of return, 7.50%, by weighting the expected future real rates of return by the target asset allocation percentage and then adding expected inflation. The capital market assumptions developed by the investment consultant are intended for use over a 10-year horizon and may not be useful in setting the long-term rate of return for funding pension plans which covers a longer timeframe. The assumption is intended to be a long-term assumption and is not expected to change absent a significant change in the asset allocation, a change in the inflation assumption, or a fundamental change in the market that alters expected returns in future years.

**BUCYRUS CITY SCHOOL DISTRICT
CRAWFORD COUNTY, OHIO**

NOTES TO THE BASIC FINANCIAL STATEMENTS
FOR THE FISCAL YEAR ENDED JUNE 30, 2021

NOTE 15 - DEFINED BENEFIT OPEB PLANS - (Continued)

The target asset allocation and best estimates of arithmetic real rates of return for each major asset class, as used in the June 30, 2015 five-year experience study, are summarized as follows:

Asset Class	Target Allocation	Long-Term Expected Real Rate of Return
Cash	2.00 %	1.85 %
US Equity	22.50	5.75
International Equity	22.50	6.50
Fixed Income	19.00	2.85
Private Equity	12.00	7.60
Real Assets	17.00	6.60
Multi-Asset Strategies	5.00	6.65
Total	100.00 %	

Discount Rate - The discount rate used to measure the total OPEB liability at June 30, 2020 was 2.63%. The discount rate used to measure total OPEB liability prior to June 30, 2019 was 3.22%. The projection of cash flows used to determine the discount rate assumed that contributions will be made from members and the System at the state statute contribution rate of 1.5% of projected covered employee payroll each year, which includes a 1.50% payroll surcharge. Based on these assumptions, the OPEB plan's fiduciary net position was projected to become insufficient to make future benefit payments during the fiscal year ending June 30, 2034. Therefore, the long-term expected rate of return on OPEB plan assets was used to present value the projected benefit payments through the fiscal year ending June 30, 2034 and the Fidelity General Obligation 20-year Municipal Bond Index rate of 2.45%, as of June 30, 2020 (i.e. municipal bond rate), was used to present value the projected benefit payments for the remaining years in the projection. A municipal bond rate of 3.13% was used as of June 30, 2019. The total present value of projected benefit payments from all years was then used to determine the single rate of return that was used as the discount rate. The projection of future benefit payments for all current plan members was until the benefit payments ran out.

Sensitivity of the School District's Proportionate Share of the Net OPEB Liability to Changes in the Discount Rate and Changes in the Health Care Cost Trend Rates - The net OPEB liability is sensitive to changes in the discount rate and the health care cost trend rate. The following table presents the net OPEB liability of SERS, what SERS' net OPEB liability would be if it were calculated using a discount rate that is 1 percentage point lower (1.63%) and higher (3.63%) than the current discount rate (2.63%). Also shown is what SERS' net OPEB liability would be based on health care cost trend rates that are 1 percentage point lower (6.00% decreasing to 3.75%) and higher (8.00% decreasing to 5.75%) than the current rate (7.00% decreasing to 4.75%).

	1% Decrease	Current Discount Rate	1% Increase
	School District's proportionate share of the net OPEB liability	\$ 1,710,784	\$ 1,397,728

	1% Decrease	Current Trend Rate	1% Increase
	School District's proportionate share of the net OPEB liability	\$ 1,100,604	\$ 1,397,728

**BUCYRUS CITY SCHOOL DISTRICT
CRAWFORD COUNTY, OHIO**

NOTES TO THE BASIC FINANCIAL STATEMENTS
FOR THE FISCAL YEAR ENDED JUNE 30, 2021

NOTE 15 - DEFINED BENEFIT OPEB PLANS - (Continued)

Actuarial Assumptions - STRS

Key methods and assumptions used in the latest actuarial valuation, reflecting experience study results used in the June 30, 2020, actuarial valuation, compared with July 1, 2019, are presented below:

	June 30, 2020		July 1, 2019	
	Initial	Ultimate	Initial	Ultimate
Inflation	2.50%		2.50%	
Projected salary increases	12.50% at age 20 to 2.50% at age 65		12.50% at age 20 to 2.50% at age 65	
Investment rate of return	7.45%, net of investment expenses, including inflation		7.45%, net of investment expenses, including inflation	
Payroll increases	3.00%		3.00%	
Cost-of-living adjustments (COLA)	0.00%		0.00%	
Discount rate of return	7.45%		7.45%	
Blended discount rate of return	N/A		N/A	
Health care cost trends				
Medical				
Pre-Medicare	5.00%	4.00%	5.87%	4.00%
Medicare	-6.69%	4.00%	4.93%	4.00%
Prescription Drug				
Pre-Medicare	6.50%	4.00%	7.73%	4.00%
Medicare	11.87%	4.00%	9.62%	4.00%

Projections of benefits include the historical pattern of sharing benefit costs between the employers and retired plan members.

For healthy retirees the mortality rates are based on the RP-2014 Annuitant Mortality Table with 50% of rates through age 69, 70% of rates between ages 70 and 79, 90% of rates between ages 80 and 84, and 100% of rates thereafter, projected forward generationally using mortality improvement scale MP-2016. For disabled retirees, mortality rates are based on the RP-2014 Disabled Mortality Table with 90% of rates for males and 100% of rates for females, projected forward generationally using mortality improvement scale MP-2016.

Actuarial assumptions used in the June 30, 2020 valuation are based on the results of an actuarial experience study for the period July 1, 2011 through June 30, 2016.

Assumption Changes Since the Prior Measurement Date - There were no changes in assumptions since the prior measurement date of June 30, 2019.

Benefit Term Changes Since the Prior Measurement Date - There was no change to the claims costs process. Claim curves were updated to reflect the projected fiscal year end 2021 premium based on June 30, 2020 enrollment distribution. The non-Medicare subsidy percentage was increased effective January 1, 2021 from 1.984% to 2.055% per year of service. The non-Medicare frozen subsidy base premium was increased effective January 1, 2021. The Medicare subsidy percentages were adjusted effective January 1, 2021 to 2.1% for the AMA Medicare plan. The Medicare Part B monthly reimbursement elimination date was postponed indefinitely.

**BUCYRUS CITY SCHOOL DISTRICT
CRAWFORD COUNTY, OHIO**

NOTES TO THE BASIC FINANCIAL STATEMENTS
FOR THE FISCAL YEAR ENDED JUNE 30, 2021

NOTE 15 - DEFINED BENEFIT OPEB PLANS - (Continued)

STRS' investment consultant develops an estimate range for the investment return assumption based on the target allocation adopted by the Retirement Board. The target allocation and long-term expected rate of return for each major asset class are summarized as follows:

<u>Asset Class</u>	<u>Target Allocation</u>	<u>Long-Term Expected Real Rate of Return *</u>
Domestic Equity	28.00 %	7.35 %
International Equity	23.00	7.55
Alternatives	17.00	7.09
Fixed Income	21.00	3.00
Real Estate	10.00	6.00
Liquidity Reserves	1.00	2.25
Total	<u>100.00 %</u>	

*10-Year geometric nominal returns, which include the real rate of return and inflation of 2.25% and does not include investment expenses. Over a 30-year period, STRS' investment consultant indicates that the above target allocations should generate a return above the actuarial rate of return, without net value added by management.

Discount Rate - The discount rate used to measure the total OPEB asset was 7.45% as of June 30, 2020. The projection of cash flows used to determine the discount rate assumes STRS Ohio continues to allocate no employer contributions to the health care fund. Based on these assumptions, the OPEB plan's fiduciary net position was projected to be available to make all projected future benefit payments to current plan members. Therefore, the long-term expected rate of return on health care plan investments of 7.45% was used to measure the total OPEB asset as of June 30, 2020.

Sensitivity of the School District's Proportionate Share of the Net OPEB Asset to Changes in the Discount and Health Care Cost Trend Rate - The following table represents the net OPEB asset as of June 30, 2020, calculated using the current period discount rate assumption of 7.45%, as well as what the net OPEB asset would be if it were calculated using a discount rate that is one percentage point lower (6.45%) or one percentage point higher (8.45%) than the current assumption. Also shown is the net OPEB asset as if it were calculated using health care cost trend rates that are one percentage point lower or one percentage point higher than the current health care cost trend rates.

	<u>1% Decrease</u>	<u>Current Discount Rate</u>	<u>1% Increase</u>
	School District's proportionate share of the net OPEB asset	\$ 800,979	\$ 920,597

	<u>1% Decrease</u>	<u>Current Trend Rate</u>	<u>1% Increase</u>
	School District's proportionate share of the net OPEB asset	\$ 1,015,788	\$ 920,597

**BUCYRUS CITY SCHOOL DISTRICT
CRAWFORD COUNTY, OHIO**

NOTES TO THE BASIC FINANCIAL STATEMENTS
FOR THE FISCAL YEAR ENDED JUNE 30, 2021

NOTE 16 - OTHER EMPLOYEE BENEFITS

A. Compensated Absences

The criteria for determining vacation and sick leave benefits are derived from negotiated agreements and State laws. Classified employees earn ten to twenty-five days of vacation per year, depending upon length of service. Accumulated unused vacation time is paid to classified employees upon termination of employment. Teachers do not earn vacation time.

Teachers, administrators, and classified employees earn sick leave at a rate of one and one-fourth days per month. Sick leave may be accumulated up to a maximum of two hundred seventy-four days for classified employees and two hundred sixty-three days for certified employees. Upon retirement, payment is made for thirty percent of accrued but unused sick leave credit for classified employees and for certified employees payment is made based on accrued but unused sick leave credit as follows:

<u>Sick Leave Balance</u>	<u>Maximum Days Paid</u>
At least 235 days	65
At least 175 days	55
At least 100 days	50
Less than 100 days	30% of balance

B. Health Care Benefits

The School District offers medical insurance to all employees through a self-insurance program. Dental insurance is offered to all employees through Coresource, Inc. Life insurance is through the Metropolitan Educational Council.

NOTE 17 - JOINTLY GOVERNED ORGANIZATIONS

A. Metropolitan Educational Technology Association (META)

The School District is a participant in the Metropolitan Educational Technology Association (META), which is a computer consortium. META is an association of public school districts within the boundaries of Athens, Crawford, Delaware, Erie, Franklin, Knox, Licking, Lorain, Marion, Morrow, Muskingum, Union, and Wyandot Counties. The organization was formed for the purpose of applying modern technology with the aid of computers and other electronic equipment to administrative and instructional functions among member school districts. The governing board of META consists of twelve members of participating school districts. Financial information can be obtained from META, 100 Executive Drive, Marion, Ohio 43302.

B. Pioneer Career and Technology Center

The Pioneer Career and Technology Center (Center) is a distinct political subdivision of the State of Ohio which provides vocational education. The Center operates under the direction of a Board consisting of eleven appointed members from the fourteen participating school districts. The Board possesses its own budgeting and taxing authority. The degree of control exercised by the School District is limited to its representation on the Board. Financial information can be obtained from Pioneer Career and Technology Center, 27 Ryan Road, Shelby, Ohio 44875.

**BUCYRUS CITY SCHOOL DISTRICT
CRAWFORD COUNTY, OHIO**

**NOTES TO THE BASIC FINANCIAL STATEMENTS
FOR THE FISCAL YEAR ENDED JUNE 30, 2021**

NOTE 17 - JOINTLY GOVERNED ORGANIZATIONS - (Continued)

C. Ohio Schools Council

The Ohio School Council (OSC) is a purchasing cooperative made up by 265 school districts, JVS, ESC, and DD boards, located in thirty seven counties. The purpose of the OSC is to obtain prices for quality merchandise and services commonly used by the participants. All participants must pay all fees, charges, or other assessments as established by the OSC.

NOTE 18 - INSURANCE POOLS

A. The Ohio School Boards Association Workers' Compensation Group Rating Plan

The School District participates in a group rating plan for worker's compensation as established under Section 4123.29 of the Ohio Revised Code. The Ohio School Boards Association Workers' Compensation Group Rating Plan (GRP) was established through the Ohio School Boards Association (OSBA) as an insurance purchasing pool.

The GRP's business and affairs are conducted by a three member Board of Directors consisting of the President, the President-Elect, and the Immediate Past President of the OSBA. The Executive Director of the OSBA, or his designee, serves a coordinator of the GRP. Each year, the participants pay an enrollment fee to the GRP to cover the costs of administering the program.

B. Ohio School Plan

The School District participates in the Ohio School Plan (the "Plan"), an insurance purchasing pool established under Section 2744.081 of the Ohio Revised Code. The Plan is an unincorporated nonprofit association of its members which enables the participants to provide for a formalized joint insurance purchasing program for maintaining adequate insurance protection and provides risk management programs and other administrative services. The Plan's business and affairs are conducted by a fifteen member board consisting of superintendents, treasurers, the president of Harcum-Schuett Insurance Agency, Inc., and a member of Hylant Group, Inc. Hylant Group, Inc. is the Plan's administrator and is responsible for processing claims. Harcum-Schuett Insurance Agency serves as the sales and marketing representative which establishes agreements between the Plan and its members. Financial information can be obtained from Harcum-Schuett Insurance Agency, 246 East Sycamore Street, Columbus, Ohio 43206.

NOTE 19 - CONTINGENCIES

A. Grants

The School District received financial assistance from federal and state agencies in the form of grants. The expenditure of funds received under these programs generally requires compliance with terms and conditions specified in the grant agreements and are subject to audit by the grantor agencies. Any disallowed claims resulting from such audits could become a liability of the General Fund or other applicable funds. However, in the opinion of management, any such disallowed claims will not have a material adverse effect on the overall financial position of the School District at June 30, 2021.

B. Litigation

The School District is not party to legal proceedings which, in the opinion of School District management, will have a no material effect, if any, on the financial condition of the School District.

**BUCYRUS CITY SCHOOL DISTRICT
CRAWFORD COUNTY, OHIO**

NOTES TO THE BASIC FINANCIAL STATEMENTS
FOR THE FISCAL YEAR ENDED JUNE 30, 2021

NOTE 19 - CONTINGENCIES - (Continued)

C. Foundation Funding

Foundation funding is based on the annualized full-time equivalent (FTE) enrollment of each student. Traditional districts must comply with minimum hours of instruction, instead of a minimum number of school days each year. The funding formula the Ohio Department of Education (ODE) is legislatively required to follow will continue to adjust as enrollment information is updated by the School District, which can extend past the fiscal year-end. As of the date of this report, ODE has finalized the impact of enrollment adjustments to the June 30, 2021 Foundation funding and ODE owes the School District \$649 which will be received through future foundation payments.

NOTE 20 - OTHER COMMITMENTS

The School District utilizes encumbrance accounting as part of its budgetary controls. Encumbrances outstanding at year end may be reported as part of restricted, committed, or assigned classifications of fund balance. At year end, the School District’s commitments for encumbrances in the governmental funds were as follows:

<u>Fund</u>	<u>Year-End Encumbrances</u>
General fund	\$ 956,169
Other nonmajor governmental funds	<u>302,239</u>
Total	<u>\$ 1,258,408</u>

NOTE 21 - COVID-19

The United States and the State of Ohio declared a state of emergency in March of 2020 due to the COVID-19 pandemic. The financial impact of COVID-19 and the continuing emergency measures may impact subsequent periods of the District. The District’s investment portfolio and the pension and other employee benefits plan in which the District participate fluctuates with market conditions, and due to market volatility, the amount of gains or losses that will be realized in subsequent periods, if any, cannot be determined. In addition, the impact on the District’s future operating costs, revenues, and additional recovery from emergency funding, either federal or state, cannot be estimated.

Ohio's state of emergency ended in June of 2021 while the national state of emergency continues. During fiscal year 2021, the District received Coronavirus Aid, Relief, and Economic Security (CARES) Act and Elementary and Secondary School Emergency Relief Fund I and II (ESSER) funding. Additional funding has been made available through the Consolidated Appropriations Act, 2021, passed by Congress on December 21, 2020 and/or the American Rescue Plan Act, passed by Congress on March 11, 2021.

NOTE 22 - SUBSEQUENT EVENT

For fiscal year 2022, School District foundation funding received from the state of Ohio will be funded using a direct funding model. Under this new model, community school, STEM school and scholarship funding will be directly funded by the State of Ohio to the respective schools. For fiscal year 2021 and prior, the amounts related to students who were residents of the School District were funded to the School District who, in turn, made the payment to the respective school. For fiscal year 2021, the School District reported \$790,648 in revenue and expenditures/expense related to these programs. This new funding system calculates a unique base cost and a unique “per-pupil local capacity amount” for each School District. The School District’s state core foundation funding is then calculated. Any change in funding will be subject to a phase in percentage of 16.67 percent for fiscal year 2022 and 33.33 percent for fiscal year 2023.

THIS PAGE INTENTIONALLY LEFT BLANK

**BUCRYUS CITY SCHOOL DISTRICT
CRAWFORD COUNTY, OHIO**

SCHEDULES OF REQUIRED SUPPLEMENTARY INFORMATION

SCHEDULE OF THE SCHOOL DISTRICT'S PROPORTIONATE SHARE OF
THE NET PENSION LIABILITY
SCHOOL EMPLOYEES RETIREMENT SYSTEM (SERS) OF OHIO

LAST EIGHT FISCAL YEARS

	<u>2021</u>	<u>2020</u>	<u>2019</u>	<u>2018</u>
School District's proportion of the net pension liability	0.06229960%	0.06557040%	0.06920190%	0.06527510%
School District's proportionate share of the net pension liability	\$ 4,120,627	\$ 3,923,192	\$ 3,963,321	\$ 3,900,043
School District's covered payroll	\$ 2,297,193	\$ 2,307,933	\$ 2,230,496	\$ 2,170,650
School District's proportionate share of the net pension liability as a percentage of its covered payroll	179.38%	169.99%	177.69%	179.67%
Plan fiduciary net position as a percentage of the total pension liability	68.55%	70.85%	71.36%	69.50%

The amounts present each fiscal year were determined as of 6/30 of the previous fiscal year.

Note: Information prior to 2014 was unavailable. Schedule is intended to show information for 10 years. Additional years will be displayed as they become available.

Amounts presented for each fiscal year were determined as of the School District's measurement date which is the prior year-end.

SEE ACCOMPANYING NOTES TO THE REQUIRED SUPPLEMENTARY INFORMATION

<u>2017</u>	<u>2016</u>	<u>2015</u>	<u>2014</u>
0.06674380%	0.06672950%	0.06052200%	0.06052200%
\$ 4,885,030	\$ 3,807,650	\$ 3,062,984	\$ 3,599,049
\$ 2,068,814	\$ 2,008,847	\$ 1,758,636	\$ 1,448,049
236.13%	189.54%	174.17%	248.54%
62.98%	69.16%	71.70%	65.52%

**BUCRYUS CITY SCHOOL DISTRICT
CRAWFORD COUNTY, OHIO**

SCHEDULES OF REQUIRED SUPPLEMENTARY INFORMATION

SCHEDULE OF THE SCHOOL DISTRICT'S PROPORTIONATE SHARE OF
THE NET PENSION LIABILITY
STATE TEACHERS RETIREMENT SYSTEM (STRS) OF OHIO

LAST EIGHT FISCAL YEARS

	<u>2021</u>	<u>2020</u>	<u>2019</u>	<u>2018</u>
School District's proportion of the net pension liability	0.05238311%	0.05597250%	0.05651906%	0.05623790%
School District's proportionate share of the net pension liability	\$ 12,674,849	\$ 12,377,982	\$ 12,427,272	\$ 13,359,434
School District's covered payroll	\$ 6,489,700	\$ 6,556,979	\$ 6,615,529	\$ 6,024,329
School District's proportionate share of the net pension liability as a percentage of its covered payroll	195.31%	188.78%	187.85%	221.76%
Plan fiduciary net position as a percentage of the total pension liability	75.48%	77.40%	77.31%	75.30%

Note: Information prior to 2014 was unavailable. Schedule is intended to show information for 10 years. Additional years will be displayed as they become available.

School District's measurement date which is the prior year-end.

SEE ACCOMPANYING NOTES TO THE REQUIRED SUPPLEMENTARY INFORMATION

<u>2017</u>	<u>2016</u>	<u>2015</u>	<u>2014</u>
0.05764843%	0.06149551%	0.06228956%	0.06228956%
\$ 19,296,667	\$ 16,995,560	\$ 15,150,977	\$ 18,047,744
\$ 6,237,971	\$ 6,429,671	\$ 6,364,469	\$ 6,162,846
309.34%	264.33%	238.06%	292.85%
66.80%	72.10%	74.70%	69.30%

**BUCRYUS CITY SCHOOL DISTRICT
CRAWFORD COUNTY, OHIO**

SCHEDULES OF REQUIRED SUPPLEMENTARY INFORMATION

SCHEDULE OF SCHOOL DISTRICT PENSION CONTRIBUTIONS
SCHOOL EMPLOYEES RETIREMENT SYSTEM (SERS) OF OHIO

LAST TEN FISCAL YEARS

	<u>2021</u>	<u>2020</u>	<u>2019</u>	<u>2018</u>
Contractually required contribution	\$ 315,040	\$ 321,607	\$ 311,571	\$ 301,117
Contributions in relation to the contractually required contribution	<u>(315,040)</u>	<u>(321,607)</u>	<u>(311,571)</u>	<u>(301,117)</u>
Contribution deficiency (excess)	<u>\$ -</u>	<u>\$ -</u>	<u>\$ -</u>	<u>\$ -</u>
School District's covered payroll	\$ 2,250,286	\$ 2,297,193	\$ 2,307,933	\$ 2,230,496
Contributions as a percentage of covered payroll	14.00%	14.00%	13.50%	13.50%

SEE ACCOMPANYING NOTES TO THE REQUIRED SUPPLEMENTARY INFORMATION

<u>2017</u>	<u>2016</u>	<u>2015</u>	<u>2014</u>	<u>2013</u>	<u>2012</u>
\$ 303,891	\$ 289,634	\$ 264,766	\$ 243,747	\$ 200,410	\$ 248,468
<u>(303,891)</u>	<u>(289,634)</u>	<u>(264,766)</u>	<u>(243,747)</u>	<u>(200,410)</u>	<u>(248,468)</u>
<u>\$ -</u>	<u>\$ -</u>	<u>\$ -</u>	<u>\$ -</u>	<u>\$ -</u>	<u>\$ -</u>
\$ 2,170,650	\$ 2,068,814	\$ 2,008,847	\$ 1,758,636	\$ 1,448,049	\$ 1,847,346
14.00%	14.00%	13.18%	13.86%	13.84%	13.45%

**BUCRYUS CITY SCHOOL DISTRICT
CRAWFORD COUNTY, OHIO**

SCHEDULES OF REQUIRED SUPPLEMENTARY INFORMATION

SCHEDULE OF SCHOOL DISTRICT PENSION CONTRIBUTIONS
STATE TEACHERS RETIREMENT SYSTEM (STRS) OF OHIO

LAST TEN FISCAL YEARS

	<u>2021</u>	<u>2020</u>	<u>2019</u>	<u>2018</u>
Contractually required contribution	\$ 880,994	\$ 908,558	\$ 917,977	\$ 926,174
Contributions in relation to the contractually required contribution	<u>(880,994)</u>	<u>(908,558)</u>	<u>(917,977)</u>	<u>(926,174)</u>
Contribution deficiency (excess)	<u>\$ -</u>	<u>\$ -</u>	<u>\$ -</u>	<u>\$ -</u>
School District's covered payroll	\$ 6,292,814	\$ 6,489,700	\$ 6,556,979	\$ 6,615,529
Contributions as a percentage of covered payroll	14.00%	14.00%	14.00%	14.00%

SEE ACCOMPANYING NOTES TO THE REQUIRED SUPPLEMENTARY INFORMATION

<u>2017</u>	<u>2016</u>	<u>2015</u>	<u>2014</u>	<u>2013</u>	<u>2012</u>
\$ 843,406	\$ 873,316	\$ 900,154	\$ 827,381	\$ 801,170	\$ 919,982
<u>(843,406)</u>	<u>(873,316)</u>	<u>(900,154)</u>	<u>(827,381)</u>	<u>(801,170)</u>	<u>(919,982)</u>
<u>\$ -</u>	<u>\$ -</u>	<u>\$ -</u>	<u>\$ -</u>	<u>\$ -</u>	<u>\$ -</u>
\$ 6,024,329	\$ 6,237,971	\$ 6,429,671	\$ 6,364,469	\$ 6,162,846	\$ 7,076,785
14.00%	14.00%	14.00%	13.00%	13.00%	13.00%

**BUCRYUS CITY SCHOOL DISTRICT
CRAWFORD COUNTY, OHIO**

SCHEDULES OF REQUIRED SUPPLEMENTARY INFORMATION

SCHEDULE OF THE SCHOOL DISTRICT'S PROPORTIONATE SHARE OF
THE NET OPEB LIABILITY
SCHOOL EMPLOYEES RETIREMENT SYSTEM (SERS) OF OHIO

LAST FIVE FISCAL YEARS

	<u>2021</u>	<u>2020</u>	<u>2019</u>	<u>2018</u>	<u>2017</u>
School District's proportion of the net OPEB liability	0.06431280%	0.06680020%	0.06956150%	0.06623650%	0.06753695%
School District's proportionate share of the net OPEB liability	\$ 1,397,728	\$ 1,679,885	\$ 1,929,824	\$ 1,777,615	\$ 1,925,053
School District's covered payroll	\$ 2,297,193	\$ 2,307,933	\$ 2,230,496	\$ 2,170,650	\$ 2,068,814
School District's proportionate share of the net OPEB liability as a percentage of its covered payroll	60.85%	72.79%	86.52%	81.89%	93.05%
Plan fiduciary net position as a percentage of the total OPEB liability	18.17%	15.57%	13.57%	12.46%	11.49%

Note: Information prior to 2017 was unavailable. Schedule is intended to show information for 10 years. Additional years will be displayed as they become available.

Amounts presented for each fiscal year were determined as of the School District's measurement date which is the prior year-end.

SEE ACCOMPANYING NOTES TO THE REQUIRED SUPPLEMENTARY INFORMATION

**BUCRYUS CITY SCHOOL DISTRICT
CRAWFORD COUNTY, OHIO**

SCHEDULES OF REQUIRED SUPPLEMENTARY INFORMATION

SCHEDULE OF THE SCHOOL DISTRICT'S PROPORTIONATE SHARE OF
THE NET OPEB LIABILITY/ASSET
STATE TEACHERS RETIREMENT SYSTEM (STRS) OF OHIO

LAST FIVE FISCAL YEARS

	<u>2021</u>	<u>2020</u>	<u>2019</u>	<u>2018</u>	<u>2017</u>
School District's proportion of the net OPEB liability/asset	0.05238110%	0.05597250%	0.05651906%	0.05623790%	0.05764843%
School District's proportionate share of the net OPEB liability/(asset)	\$ (920,597)	\$ (927,039)	\$ (908,204)	\$ 2,194,195	\$ 3,083,053
School District's covered payroll	\$ 6,489,700	\$ 6,556,979	\$ 6,615,529	\$ 6,024,329	\$ 6,237,971
School District's proportionate share of the net OPEB liability/asset as a percentage of its covered payroll	14.19%	14.14%	13.73%	36.42%	49.42%
Plan fiduciary net position as a percentage of the total OPEB liability/asset	182.10%	174.70%	176.00%	47.10%	37.30%

Note: Information prior to 2017 was unavailable. Schedule is intended to show information for 10 years. Additional years will be displayed as they become available.

Amounts presented for each fiscal year were determined as of the School District's measurement date which is the prior year-end.

SEE ACCOMPANYING NOTES TO THE REQUIRED SUPPLEMENTARY INFORMATION

**BUCRYUS CITY SCHOOL DISTRICT
CRAWFORD COUNTY, OHIO**

SCHEDULES OF REQUIRED SUPPLEMENTARY INFORMATION

SCHEDULE OF SCHOOL DISTRICT OPEB CONTRIBUTIONS
SCHOOL EMPLOYEES RETIREMENT SYSTEM (SERS) OF OHIO

LAST TEN FISCAL YEARS

	<u>2021</u>	<u>2020</u>	<u>2019</u>	<u>2018</u>
Contractually required contribution	\$ 41,585	\$ 39,730	\$ 50,454	\$ 45,873
Contributions in relation to the contractually required contribution	<u>(41,585)</u>	<u>(39,730)</u>	<u>(50,454)</u>	<u>(45,873)</u>
Contribution deficiency (excess)	<u>\$ -</u>	<u>\$ -</u>	<u>\$ -</u>	<u>\$ -</u>
School District's covered payroll	\$ 2,250,286	\$ 2,297,193	\$ 2,307,933	\$ 2,230,496
Contributions as a percentage of covered payroll	1.85%	1.73%	2.19%	2.06%

SEE ACCOMPANYING NOTES TO THE REQUIRED SUPPLEMENTARY INFORMATION

<u>2017</u>	<u>2016</u>	<u>2015</u>	<u>2014</u>	<u>2013</u>	<u>2012</u>
\$ 36,088	\$ 33,743	\$ 45,752	\$ 32,202	\$ 2,448	\$ 10,760
<u>(36,088)</u>	<u>(33,743)</u>	<u>(45,752)</u>	<u>(32,202)</u>	<u>(2,448)</u>	<u>(10,760)</u>
<u>\$ -</u>	<u>\$ -</u>	<u>\$ -</u>	<u>\$ -</u>	<u>\$ -</u>	<u>\$ -</u>
\$ 2,170,650	\$ 2,068,814	\$ 2,008,847	\$ 1,758,636	\$ 1,448,049	\$ 1,847,346
1.66%	1.63%	2.28%	1.83%	0.17%	0.58%

**BUCRYUS CITY SCHOOL DISTRICT
CRAWFORD COUNTY, OHIO**

SCHEDULES OF REQUIRED SUPPLEMENTARY INFORMATION

SCHEDULE OF SCHOOL DISTRICT OPEB CONTRIBUTIONS
STATE TEACHERS RETIREMENT SYSTEM (STRS) OF OHIO

LAST TEN FISCAL YEARS

	<u>2021</u>	<u>2020</u>	<u>2019</u>	<u>2018</u>
Contractually required contribution	\$ -	\$ -	\$ -	\$ -
Contributions in relation to the contractually required contribution	<u>-</u>	<u>-</u>	<u>-</u>	<u>-</u>
Contribution deficiency (excess)	<u>\$ -</u>	<u>\$ -</u>	<u>\$ -</u>	<u>\$ -</u>
School District's covered payroll	\$ 6,292,814	\$ 6,489,700	\$ 6,556,979	\$ 6,615,529
Contributions as a percentage of covered payroll	0.00%	0.00%	0.00%	0.00%

SEE ACCOMPANYING NOTES TO THE REQUIRED SUPPLEMENTARY INFORMATION

<u>2017</u>	<u>2016</u>	<u>2015</u>	<u>2014</u>	<u>2013</u>	<u>2012</u>
\$ -	\$ -	\$ -	\$ 65,186	\$ 62,934	\$ 71,664
-	-	-	(65,186)	(62,934)	(71,664)
<u>\$ -</u>	<u>\$ -</u>	<u>\$ -</u>	<u>\$ -</u>	<u>\$ -</u>	<u>\$ -</u>
\$ 6,024,329	\$ 6,237,971	\$ 6,429,671	\$ 6,364,469	\$ 6,162,846	\$ 7,076,785
0.00%	0.00%	0.00%	1.00%	1.00%	1.00%

**BUCRYUS CITY SCHOOL DISTRICT
CRAWFORD COUNTY, OHIO**

NOTES TO THE REQUIRED SUPPLEMENTARY INFORMATION
FOR THE FISCAL YEAR ENDED JUNE 30, 2021

PENSION

SCHOOL EMPLOYEES RETIREMENT SYSTEM (SERS) OF OHIO

Changes in benefit terms: There were no changes in benefit terms from the amounts reported for fiscal years 2014-2017. For fiscal year 2018, SERS changed from a fixed 3% annual increase to a Cost of Living Adjustment (COLA) based on the changes in the Consumer Price Index (CPI-W), with a cap of 2.5% and a floor of 0%. There were no changes in benefit terms from the amounts previously reported for fiscal years 2019-2021.

Changes in assumptions: There were no changes in methods and assumptions used in the calculation of actuarial determined contributions for fiscal years 2014-2016. For fiscal year 2017, the following changes of assumptions affected the total pension liability since the prior measurement date: (a) the assumed rate of inflation was reduced from 3.25% to 3.00%, (b) payroll growth assumption was reduced from 4.00% to 3.50%, (c) assumed real wage growth was reduced from 0.75% to 0.50%, (d) rates of withdrawal, retirement and disability were updated to reflect recent experience, (e) mortality among active members was updated to RP-2014 Blue Collar Mortality Table with fully generational projection and a five year age set-back for both males and females, (f) mortality among service retired members and beneficiaries was updated to the following RP-2014 Blue Collar Mortality Table with fully generational projection with Scale BB, 120% of male rates and 110% of female rates, (g) mortality among disabled members was updated to RP-2000 Disabled Mortality Table, 90% for male rates and 100% for female rates, set back five years is used for the period after disability retirement and (h) the discount rate was reduced from 7.75% to 7.50%. There were no changes in methods and assumptions used in the calculation of actuarial determined contributions for fiscal years 2018-2021.

STATE TEACHERS RETIREMENT SYSTEM (STRS) OF OHIO

Changes in benefit terms: There were no changes in benefit terms from the amounts reported for fiscal years 2014-2017. For fiscal year 2018, STRS decreased the Cost of Living Adjustment (COLA) to zero. There were no changes in benefit terms from amounts previously reported for fiscal years 2019-2021.

Changes in assumptions: There were no changes in methods and assumptions used in the calculation of actuarial determined contributions for fiscal years 2014-2017. For fiscal year 2018, the following changes of assumption affected the total pension liability since the prior measurement date: (a) the long-term expected rate of return was reduced from 7.75% to 7.45%, (b) the inflation assumption was lowered from 2.75% to 2.50%, (c) the payroll growth assumption was lowered to 3.00%, (d) total salary increases rate was lowered by decreasing the merit component of the individual salary increases, in addition to a decrease of 0.25% due to lower inflation, (e) the healthy and disabled mortality assumptions were updated to the RP-2014 mortality tables with generational improvement scale MP-2016 and (f) rates of retirement, termination and disability were modified to better reflect anticipated future experience. There were no changes in methods and assumptions used in the calculation of actuarial determined contributions for fiscal years 2019-2021.

OTHER POSTEMPLOYMENT BENEFITS (OPEB)

SCHOOL EMPLOYEES RETIREMENT SYSTEM (SERS) OF OHIO

Changes in benefit terms: There were no changes in benefit terms from the amounts previously reported for fiscal years 2017-2021.

(Continued)

**BUCRYUS CITY SCHOOL DISTRICT
CRAWFORD COUNTY, OHIO**

NOTES TO THE REQUIRED SUPPLEMENTARY INFORMATION (CONTINUED)
FOR THE FISCAL YEAR ENDED JUNE 30, 2021

OTHER POSTEMPLOYMENT BENEFITS (OPEB) (Continued)

Changes in assumptions: There were no changes in methods and assumptions used in the calculation of actuarial determined contributions for fiscal year 2017. For fiscal year 2018, the following changes of assumptions affected the total OPEB liability since the prior measurement date: (a) assumed rate of inflation was reduced from 3.25% to 3.00%, (b) payroll growth assumption was reduced from 4.00% to 3.50%, (c) assumed real wage growth was reduced from 0.75% to 0.50%, (d) rates of withdrawal, retirement, and disability were updated to reflect recent experience, (e) mortality among active members was updated to the following: RP-2014 Blue Collar Mortality Table with fully generational projection and a five-year age set-back for both males and females, (f) mortality among service retired members and beneficiaries was updated to the following: RP-2014 Blue Collar Mortality Table with fully generational projection with Scale BB, 120% of male rates, and 110% of female rates, (g) mortality among disabled members was updated to the following: RP-2000 Disabled Mortality Table, 90% for male rates and 100% for female rates, set back five years is used for the period after disability retirement, (h) the municipal bond index rate increased from 2.92% to 3.56% and (i) the single equivalent interest rate, net of plan investment expense, including price inflation increased from 2.98% to 3.63%. For fiscal year 2019, the following changes of assumptions affected the total OPEB liability since the prior measurement date: (a) the discount rate increased from 3.63% to 3.70%, (b) the health care cost trend rates for Medicare were changed from a range of 5.50%-5.00% to a range of 5.375%-4.75% and Pre-Medicare were changed from a range of 7.50%-5.00% to a range of 7.25%-4.75%, (c) the municipal bond index rate increased from 3.56% to 3.62% and (d) the single equivalent interest rate, net of plan investment expense, including price inflation increased from 3.63% to 3.70%. For fiscal year 2020, the following changes of assumptions affected the total OPEB liability since the prior measurement date: (a) the discount rate decreased from 3.70% to 3.22%, (b) the health care cost trend rates for Medicare were changed from a range of 5.375%-4.75% to a range of 5.25%-4.75% and Pre-Medicare were changed from a range of 7.25%-4.75% to a range of 7.00%-4.75%, (c) the municipal bond index rate decreased from 3.62% to 3.13% and (d) the single equivalent interest rate, net of plan investment expense, including price inflation decreased from 3.70% to 3.22%. For fiscal year 2021, the following changes of assumptions affected the total OPEB liability since the prior measurement date: (a) the discount rate decreased from 3.22% to 2.63% and (b) the municipal bond index rate decreased from 3.13% to 2.45%.

STATE TEACHERS RETIREMENT SYSTEM (STRS) OF OHIO

Changes in benefit terms: There were no changes in benefit terms from the amounts previously reported for fiscal year 2017. For fiscal year 2018, STRS reduced the subsidy multiplier for non-Medicare benefit recipients from 2.1% to 1.9% per year of service. Medicare Part B premium reimbursements were discontinued for certain survivors and beneficiaries and all remaining Medicare Part B premium reimbursements will be discontinued beginning January 2019. For fiscal year 2019, STRS increased the subsidy multiplier for non-Medicare benefit recipients from 1.9% to 1.944% per year of service effective January 1, 2019. The non-Medicare frozen subsidy base premium was increased January 1, 2019 and all remaining Medicare Part B premium reimbursements will be discontinued beginning January 1, 2020. For fiscal year 2020, STRS increased the subsidy percentage from 1.944% to 1.984% effective January 1, 2020. The Medicare subsidy percentages were adjusted effective January 1, 2021 to 2.1% for the Medicare plan. The Medicare Part B monthly reimbursement elimination date was postponed to January 1, 2021. For fiscal year 2021, the non-Medicare subsidy percentage was increased effective January 1, 2021 from 1.984% to 2.055% per year of service. The non-Medicare frozen subsidy base premium was increased effective January 1, 2021. The Medicare subsidy percentages were adjusted effective January 1, 2021 to 2.1% for the AMA Medicare plan. The Medicare Part B monthly reimbursement elimination date was postponed indefinitely.

**BUCYRUS CITY SCHOOL DISTRICT
CRAWFORD COUNTY, OHIO**

NOTES TO THE REQUIRED SUPPLEMENTARY INFORMATION (CONTINUED)
FOR THE FISCAL YEAR ENDED JUNE 30, 2021

STATE TEACHERS RETIREMENT SYSTEM (STRS) OF OHIO (Continued)

Changes in assumptions: There were no changes in methods and assumptions used in the calculation of actuarial determined contributions for fiscal year 2017. For fiscal year 2018, the following changes of assumptions affected the total OPEB liability since the prior measurement date: (a) the discount rate was increased from 3.26% to 4.13% based on the methodology defined under GASB Statement No. 74, Financial Reporting for Postemployment Benefit Plans Other Than Pension Plans (OPEB), (b) the long term expected rate of return was reduced from 7.75% to 7.45%, (c) valuation year per capita health care costs were updated, and the salary scale was modified, (d) the percentage of future retirees electing each option was updated based on current data and the percentage of future disabled retirees and terminated vested participants electing health coverage were decreased and (e) the assumed mortality, disability, retirement, withdrawal and future health care cost trend rates were modified along with the portion of rebated prescription drug costs. For fiscal year 2019, the following changes of assumptions affected the total OPEB liability/asset since the prior measurement date: (a) the discount rate was increased from the blended rate of 4.13% to the long-term expected rate of return of 7.45% based on the methodology defined under GASB Statement No. 74, Financial Reporting for Postemployment Benefit Plans Other Than Pension Plans (OPEB) and (b) decrease in health care cost trend rates from 6.00%-11.00% initial; 4.50% ultimate down to Medical Pre-Medicare 6.00% and Medicare 5.00% initial; 4.00% ultimate and Prescription Drug Pre-Medicare 8.00% and Medicare (5.23%) initial; 4.00% ultimate. For fiscal year 2020, health care cost trend rates were changed to the following: medical pre-Medicare from 6.00% initial - 4.00% ultimate down to 5.87% initial - 4.00% ultimate; medical Medicare from 5.00% initial - 4.00% ultimate down to 4.93% initial - 4.00% ultimate; prescription drug pre-Medicare from 8.00% initial - 4.00% ultimate down to 7.73% initial - 4.00% ultimate and (5.23%) initial - 4.00% ultimate up to 9.62% initial - 4.00% ultimate. For fiscal year 2021, health care cost trend rates were changed to the following: medical pre-Medicare from 5.87% initial - 4.00% ultimate down to 5.00% initial - 4.00% ultimate; medical Medicare from 4.93% initial - 4.00% ultimate down to 9.62% initial - 4.00% ultimate up to 11.87% initial - 4.00% ultimate.

**BUCYRUS CITY SCHOOL DISTRICT
CRAWFORD COUNTY**

**SCHEDULE OF EXPENDITURES OF FEDERAL AWARDS
FOR THE YEAR ENDED JUNE 30, 2021**

FEDERAL GRANTOR	Federal	Total
<i>Passed Through Grantor</i>	AL	Federal
Program / Cluster Title	Number	Expenditures
<u>U.S. DEPARTMENT OF AGRICULTURE</u>		
<i>Passed through the Ohio Department of Education</i>		
Child Nutrition Cluster:		
Cash Assistance		
School Breakfast Program	10.553	\$ 981
COVID-19 School Breakfast Program	10.553	4,438
Total School Breakfast Program		<u>5,419</u>
National School Lunch Program	10.555	11,767
COVID-19 National School Lunch Program	10.555	10,751
Total National School Lunch Program		<u>22,518</u>
Summer Food Service Program for Children	10.559	595,501
COVID-19 Summer Food Service Program for Children	10.559	101,476
Total Summer Food Service Program for Children		<u>696,977</u>
Total Cash Assistance		<u>724,914</u>
Non-Cash Assistance		
National School Lunch Program	10.555	43,355
Total Child Nutrition Cluster		<u>768,269</u>
Total U.S. Department of Agriculture		<u>768,269</u>
<u>U.S. DEPARTMENT OF TREASURY</u>		
<i>Passed through the Ohio Department of Education</i>		
COVID-19 Coronavirus Relief Fund	21.019	65,552
Total U.S. Department of Treasury		<u>65,552</u>
<u>U.S. DEPARTMENT OF EDUCATION</u>		
<i>Passed through the Ohio Department of Education</i>		
COVID-19 Education Stabilization Fund	84.425D	416,401
Title I Grants to Local Educational Agencies	84.010	775,630
Special Education Cluster:		
Special Education - Grants to States	84.027	277,585
Special Education - Preschool Grants	84.173	13,016
Total Special Education Cluster		<u>290,601</u>
Twenty-First Century Community Learning Centers	84.287	244,923
Supporting Effective Instruction State Grants	84.367	63,839
Student Support and Academic Enrichment Program	84.424	39,541
Rural Education	84.358	23,510
Total U.S. Department of Education		<u>1,854,445</u>
TOTAL EXPENDITURES OF FEDERAL AWARDS		<u>\$ 2,688,266</u>

The accompanying notes are an integral part of this schedule.

**BUCYRUS CITY SCHOOL DISTRICT
CRAWFORD COUNTY**

**NOTES TO THE SCHEDULE OF EXPENDITURES OF FEDERAL AWARDS
2 CFR 200.510(b)(6)
FOR THE YEAR ENDED JUNE 30, 2021**

NOTE A – BASIS OF PRESENTATION

The accompanying Schedule of Expenditures of Federal Awards (the Schedule) includes the federal award activity of Bucyrus City School District, Crawford County, Ohio, (the School District) under programs of the federal government for the year ended June 30, 2021. The information on this Schedule is prepared in accordance with the requirements of Title 2 U.S. Code of Federal Regulations Part 200, *Uniform Administrative Requirements, Cost Principles, and Audit Requirements for Federal Awards* (Uniform Guidance). Because the Schedule presents only a selected portion of the operations of the School District, it is not intended to and does not present the financial position, changes in net position, or cash flows of the School District.

NOTE B – SUMMARY OF SIGNIFICANT ACCOUNTING POLICIES

Expenditures reported on the Schedule are reported on the cash basis of accounting. Such expenditures are recognized following the cost principles contained in Uniform Guidance, wherein certain types of expenditures may or may not be allowable or may be limited as to reimbursement.

NOTE C – INDIRECT COST RATE

The School District has elected not to use the 10-percent de minimis indirect cost rate as allowed under the Uniform Guidance.

NOTE D - CHILD NUTRITION CLUSTER

The School District commingles cash receipts from the U.S. Department of Agriculture with similar State grants. When reporting expenditures on this Schedule, the School District assumes it expends federal monies first.

NOTE E – FOOD DONATION PROGRAM

The School District reports commodities consumed on the Schedule at the entitlement value. The School District allocated donated food commodities to the respective program that benefitted from the use of those donated food commodities.

OHIO AUDITOR OF STATE KEITH FABER



88 East Broad Street
Columbus, Ohio 43215
ContactUs@ohioauditor.gov
(800) 282-0370

INDEPENDENT AUDITOR'S REPORT ON INTERNAL CONTROL OVER FINANCIAL REPORTING AND ON COMPLIANCE AND OTHER MATTERS REQUIRED BY GOVERNMENT AUDITING STANDARDS

Bucyrus City School District
Crawford County
170 Plymouth Street
Bucyrus, Ohio 44820

To the Board of Education:

We have audited, in accordance with auditing standards generally accepted in the United States and the Comptroller General of the United States' *Government Auditing Standards*, the financial statements of the governmental activities, the business-type activities, the major fund, and the aggregate remaining fund information of the Bucyrus City School District, Crawford County, Ohio (the School District), as of and for the year ended June 30, 2021, and the related notes to the financial statements, which collectively comprise the School District's basic financial statements and have issued our report thereon dated April 1, 2022, wherein we noted the financial impact of COVID-19 and the continuing emergency measures may impact subsequent periods of the School District.

Internal Control Over Financial Reporting

As part of our financial statement audit, we considered the School District's internal control over financial reporting (internal control) to determine the audit procedures appropriate in the circumstances to the extent necessary to support our opinions on the financial statements, but not to the extent necessary to opine on the effectiveness of the School District's internal control. Accordingly, we have not opined on it.

A *deficiency in internal control* exists when the design or operation of a control does not allow management or employees, when performing their assigned functions, to prevent, or detect and timely correct misstatements. A *material weakness* is a deficiency, or combination of internal control deficiencies resulting in a reasonable possibility that internal control will not prevent or detect and timely correct a material misstatement of the School District's financial statements. A *significant deficiency* is a deficiency, or a combination of deficiencies, in internal control that is less severe than a material weakness, yet important enough to merit attention by those charged with governance.

Our consideration of internal control was for the limited purpose described in the first paragraph of this section and was not designed to identify all internal control deficiencies that might be material weaknesses or significant deficiencies. Given these limitations, we did not identify any deficiencies in internal control that we consider material weaknesses. However, unidentified material weaknesses may exist.

Compliance and Other Matters

As part of reasonably assuring whether the School District's financial statements are free of material misstatement, we tested its compliance with certain provisions of laws, regulations, contracts, and grant agreements, noncompliance with which could directly and materially affect the determination of financial statement amounts. However, opining on compliance with those provisions was not an objective of our audit and accordingly, we do not express an opinion. The results of our tests disclosed no instances of noncompliance or other matters we must report under *Government Auditing Standards*.

Purpose of this Report

This report only describes the scope of our internal control and compliance testing and our testing results, and does not opine on the effectiveness of the School District's internal control or on compliance. This report is an integral part of an audit performed under *Government Auditing Standards* in considering the School District's internal control and compliance. Accordingly, this report is not suitable for any other purpose.



Keith Faber
Auditor of State
Columbus, Ohio

April 1, 2022

OHIO AUDITOR OF STATE KEITH FABER



88 East Broad Street
Columbus, Ohio 43215
ContactUs@ohioauditor.gov
(800) 282-0370

INDEPENDENT AUDITOR'S REPORT ON COMPLIANCE WITH REQUIREMENTS APPLICABLE TO THE MAJOR FEDERAL PROGRAMS AND ON INTERNAL CONTROL OVER COMPLIANCE REQUIRED BY THE UNIFORM GUIDANCE

Bucyrus City School District
Crawford County
170 Plymouth Street
Bucyrus, Ohio 44820

To the Board of Education:

Report on Compliance for the Major Federal Programs

We have audited the Bucyrus City School District, Crawford County, Ohio (the School District's), compliance with the applicable requirements described in the U.S. Office of Management and Budget (OMB) *Compliance Supplement* that could directly and materially affect the School District's major federal programs for the year ended June 30, 2021. The *Summary of Auditor's Results* in the accompanying schedule of findings identifies the School District's major federal programs.

Management's Responsibility

The School District's Management is responsible for complying with federal statutes, regulations, and the terms and conditions of its federal awards applicable to its federal programs.

Auditor's Responsibility

Our responsibility is to opine on the School District's compliance for the School District's major federal programs based on our audit of the applicable compliance requirements referred to above. Our compliance audit followed auditing standards generally accepted in the United States of America; the standards for financial audits included in the Comptroller General of the United States' *Government Auditing Standards*; and the audit requirements of Title 2 U.S. *Code of Federal Regulations* Part 200, *Uniform Administrative Requirements, Cost Principles, and Audit Requirements for Federal Awards* (Uniform Guidance). These standards and the Uniform Guidance require us to plan and perform the audit to reasonably assure whether noncompliance with the applicable compliance requirements referred to above that could directly and materially affect a major federal program occurred. An audit includes examining, on a test basis, evidence about the School District's compliance with those requirements and performing such other procedures as we considered necessary in the circumstances.

We believe our audit provides a reasonable basis for our compliance opinion on the School District's major programs. However, our audit does not provide a legal determination of the School District's compliance

Opinion on the Major Federal Programs

In our opinion, the Bucyrus City School District, Crawford County, Ohio complied, in all material respects with the compliance requirements referred to above that could directly and materially affect its major federal programs for the year ended June 30, 2021

Report on Internal Control Over Compliance

The School District's management is responsible for establishing and maintaining effective internal control over compliance with the applicable compliance requirements referred to above. In planning and performing our compliance audit, we considered the School District's internal control over compliance with the applicable requirements that could directly and materially affect a major federal program, to determine our auditing procedures appropriate for opining on the major federal program's compliance and to test and report on internal control over compliance in accordance with the Uniform Guidance, but not to the extent needed to opine on the effectiveness of internal control over compliance. Accordingly, we have not opined on the effectiveness of the School District's internal control over compliance.

A deficiency in internal control over compliance exists when the design or operation of a control over compliance does not allow management or employees, when performing their assigned functions, to prevent, or to timely detect and correct, noncompliance with a federal program's applicable compliance requirement. *A material weakness in internal control over compliance* is a deficiency, or combination of deficiencies, in internal control over compliance, such that there is a reasonable possibility that material noncompliance with a federal program compliance requirement will not be prevented, or timely detected and corrected. *A significant deficiency in internal control over compliance* is a deficiency, or a combination of deficiencies, in internal control over compliance with federal program's applicable compliance requirement that is less severe than a material weakness in internal control over compliance, yet important enough to merit attention by those charged with governance.

Our consideration of internal control over compliance was for the limited purpose described in the first paragraph of this section and would not necessarily identify all deficiencies in internal control over compliance that might be material weaknesses or significant deficiencies. We did not identify any deficiencies in internal control over compliance that we consider to be material weaknesses. However, material weaknesses may exist that have not been identified.

This report only describes the scope of our internal control over compliance tests and the results of this testing based on Uniform Guidance requirements. Accordingly, this report is not suitable for any other purpose.



Keith Faber
Auditor of State
Columbus, Ohio

April 1, 2022

**BUCYRUS CITY SCHOOL DISTRICT
CRAWFORD COUNTY**

**SCHEDULE OF FINDINGS
2 CFR § 200.515
JUNE 30, 2021**

1. SUMMARY OF AUDITOR'S RESULTS

<i>(d)(1)(i)</i>	Type of Financial Statement Opinion	Unmodified
<i>(d)(1)(ii)</i>	Were there any material weaknesses in internal control reported at the financial statement level (GAGAS)?	No
<i>(d)(1)(ii)</i>	Were there any significant deficiencies in internal control reported at the financial statement level (GAGAS)?	No
<i>(d)(1)(iii)</i>	Was there any reported material noncompliance at the financial statement level (GAGAS)?	No
<i>(d)(1)(iv)</i>	Were there any material weaknesses in internal control reported for major federal programs?	No
<i>(d)(1)(iv)</i>	Were there any significant deficiencies in internal control reported for major federal programs?	No
<i>(d)(1)(v)</i>	Type of Major Programs' Compliance Opinion	Unmodified
<i>(d)(1)(vi)</i>	Are there any reportable findings under 2 CFR § 200.516(a)?	No
<i>(d)(1)(vii)</i>	Major Programs (list):	AL #10.553/10.555 – Nutrition Cluster AL #84.425D – COVID-19 Education Stabilization Fund
<i>(d)(1)(viii)</i>	Dollar Threshold: Type A/B Programs	Type A: > \$ 750,000 Type B: all others
<i>(d)(1)(ix)</i>	Low Risk Auditee under 2 CFR §200.520?	Yes

**2. FINDINGS RELATED TO THE FINANCIAL STATEMENTS
REQUIRED TO BE REPORTED IN ACCORDANCE WITH GAGAS**

None

3. FINDINGS FOR FEDERAL AWARDS

None

THIS PAGE INTENTIONALLY LEFT BLANK

OHIO AUDITOR OF STATE KEITH FABER



BUCYRUS CITY SCHOOL DISTRICT

CRAWFORD COUNTY

AUDITOR OF STATE OF OHIO CERTIFICATION

This is a true and correct copy of the report, which is required to be filed pursuant to Section 117.26, Revised Code, and which is filed in the Office of the Ohio Auditor of State in Columbus, Ohio.



Certified for Release 5/5/2022

88 East Broad Street, Columbus, Ohio 43215
Phone: 614-466-4514 or 800-282-0370

This report is a matter of public record and is available online at
www.ohioauditor.gov