



OHIO AUDITOR OF STATE  
**KEITH FABER**





**SOUTH RANGE LOCAL SCHOOL DISTRICT  
MAHONING COUNTY**

**TABLE OF CONTENTS**

<b>TITLE</b>	<b>PAGE</b>
Independent Auditor's Report .....	1
<b>Prepared by Client:</b>	
Management's Discussion and Analysis .....	3
Statement of Net Position .....	15
Statement of Activities .....	16
Balance Sheet - Governmental Funds .....	17
Reconciliation of Total Governmental Fund Balances to Net Position of Governmental Activities .....	18
Statement of Revenues, Expenditures and Changes in Fund Balances – Governmental Funds .....	19
Reconciliation of the Statement of Revenues, Expenditures and Changes in Fund Balances of Governmental Funds to the Statement of Activities .....	20
Statement of Revenues, Expenditures and Changes in Fund Balance – Budget And Actual (Non-GAAP Budgetary Basis) - General Fund .....	21
Statement of Changes in Fiduciary Net Position – Fiduciary Funds .....	22
Notes to the Basic Financial Statements .....	23
Schedule of the District's Proportionate Share of the Net Pension Liability – School Employees Retirement System of Ohio .....	64
Schedule of the District's Proportionate Share of the Net Pension Liability – State Teachers Retirement System of Ohio .....	66
Schedule of District Pension Contributions - School Employees Retirement System of Ohio .....	68
Schedule of District Pension Contributions – State Teachers Retirement System of Ohio .....	70
Schedule of the District's Proportionate Share of the Net OPEB Liability – School Employees Retirement System of Ohio .....	72
Schedule of the District's Proportionate Share of the Net OPEB Liability/Asset – State Teachers Retirement System of Ohio .....	73
Schedule of District OPEB Contributions - School Employees Retirement System of Ohio .....	74
Schedule of District OPEB Contributions – State Teachers Retirement System of Ohio .....	76
Notes to the Required Supplementary Information .....	78
Independent Auditor's Report on Internal Control Over Financial Reporting and on Compliance and Other Matters Required by <i>Government Auditing Standards</i> .....	81

**This page intentionally left blank.**

# OHIO AUDITOR OF STATE KEITH FABER



Conference Center, Suite 154  
6000 Frank Ave. NW  
North Canton, OH 44720  
EastRegion@ohioauditor.gov  
(800) 443-9272

## INDEPENDENT AUDITOR'S REPORT

South Range Local School District  
Mahoning County  
11375 Columbiana Canfield Road, Suite B  
Canfield, Ohio 44406

To the Board of Education:

### ***Report on the Financial Statements***

We have audited the accompanying financial statements of the governmental activities, each major fund, and the aggregate remaining fund information of the South Range Local School District, Mahoning County, Ohio (the District), as of and for the year ended June 30, 2020, and the related notes to the financial statements, which collectively comprise the District's basic financial statements as listed in the table of contents.

### ***Management's Responsibility for the Financial Statements***

Management is responsible for preparing and fairly presenting these financial statements in accordance with accounting principles generally accepted in the United States of America; this includes designing, implementing, and maintaining internal control relevant to preparing and fairly presenting financial statements that are free from material misstatement, whether due to fraud or error.

### ***Auditor's Responsibility***

Our responsibility is to opine on these financial statements based on our audit. We audited in accordance with auditing standards generally accepted in the United States of America and the financial audit standards in the Comptroller General of the United States' *Government Auditing Standards*. Those standards require us to plan and perform the audit to reasonably assure the financial statements are free from material misstatement.

An audit requires obtaining evidence about financial statement amounts and disclosures. The procedures selected depend on our judgment, including assessing the risks of material financial statement misstatement, whether due to fraud or error. In assessing those risks, we consider internal control relevant to the District's preparation and fair presentation of the financial statements in order to design audit procedures that are appropriate in the circumstances, but not to the extent needed to opine on the effectiveness of the District's internal control. Accordingly, we express no such opinion. An audit also includes evaluating the appropriateness of management's accounting policies and the reasonableness of their significant accounting estimates, as well as our evaluation of the overall financial statement presentation.

We believe the audit evidence we obtained is sufficient and appropriate to support our audit opinions.

---

Efficient • Effective • Transparent

**Opinion**

In our opinion, the financial statements referred to above present fairly, in all material respects, the respective financial position of the governmental activities, each major fund, and the aggregate remaining fund information of the District, as of June 30, 2020, and the respective changes in financial position thereof and the budgetary comparison for the General fund thereof for the year then ended in accordance with the accounting principles generally accepted in the United States of America.

**Emphasis of Matter**

As discussed in Note 3 to the financial statements, during 2020, the District adopted new accounting guidance in Governmental Accounting Standards Board (GASB) Statement No. 84, *Fiduciary Activities*. Also, as discussed in Note 15 to the financial statements, the financial impact of COVID-19 and the continuing emergency measures may impact subsequent periods of the District. We did not modify our opinion regarding these matters.

**Other Matters**

*Required Supplementary Information*

Accounting principles generally accepted in the United States of America require this presentation to include *management's discussion and analysis*, and schedules of net pension and other post-employment benefit liabilities and pension and other post-employment benefit contributions listed in the table of contents, to supplement the basic financial statements. Although this information is not part of the basic financial statements, the Governmental Accounting Standards Board considers it essential for placing the basic financial statements in an appropriate operational, economic, or historical context. We applied certain limited procedures to the required supplementary information in accordance with auditing standards generally accepted in the United States of America, consisting of inquiries of management about the methods of preparing the information and comparing the information for consistency with management's responses to our inquiries, to the basic financial statements, and other knowledge we obtained during our audit of the basic financial statements. We do not opine or provide any assurance on the information because the limited procedures do not provide us with sufficient evidence to opine or provide any other assurance.

**Other Reporting Required by Government Auditing Standards**

In accordance with *Government Auditing Standards*, we have also issued our report dated July 16, 2021, on our consideration of the District's internal control over financial reporting and our tests of its compliance with certain provisions of laws, regulations, contracts and grant agreements and other matters. That report describes the scope of our internal control testing over financial reporting and compliance, and the results of that testing, and does not opine on internal control over financial reporting or on compliance. That report is an integral part of an audit performed in accordance with *Government Auditing Standards* in considering the District's internal control over financial reporting and compliance.



Keith Faber  
Auditor of State  
+6  
Columbus, Ohio

July 16, 2021

**SOUTH RANGE LOCAL SCHOOL DISTRICT  
MAHONING COUNTY, OHIO**

**MANAGEMENT'S DISCUSSION AND ANALYSIS  
FOR THE FISCAL YEAR ENDED JUNE 30, 2020**

The management's discussion and analysis of the South Range Local School District's (the "District") financial performance provides an overall review of the District's financial activities for the fiscal year ended June 30, 2020. The intent of this discussion and analysis is to look at the District's financial performance as a whole; readers should also review the basic financial statements and the notes to the basic financial statements to enhance their understanding of the District's financial performance.

**Financial Highlights**

Key financial highlights for fiscal year 2020 are as follows:

- Net position of governmental activities decreased \$318,899, which represents a 6.13% decrease from 2019's restated net position.
- General revenues accounted for \$12,148,012 in revenue, or 75.53% of total revenues. Program specific revenues in the form of charges for services and sales, grants and contributions accounted for \$3,935,673 in revenue, or 24.47% of total revenues of \$16,083,685.
- The District had \$16,402,584 in expenses related to governmental activities; \$3,935,673 of these expenses were offset by program specific charges for services, grants or contributions. General revenues supporting governmental activities (primarily taxes and unrestricted grants and entitlements) of \$12,148,012 were not adequate to provide for these programs.
- The District's major governmental funds are the general fund and the bond retirement fund. The general fund had \$13,478,084 in revenues and \$12,920,564 in expenditures and other financing uses. During fiscal year 2020, the general fund increased \$557,520 from a fund balance of \$1,605,084 to a fund balance of \$2,162,604.
- The bond retirement fund had \$1,305,567 in revenues and \$1,236,513 in expenditures. During fiscal year 2020, the fund balance of the bond retirement fund increased \$69,054 from \$1,282,780 to \$1,351,834.

**Using these Basic Financial Statements**

This annual report consists of a series of financial statements and notes to those statements. These statements are organized so the reader can understand the District as a financial whole, an entire operating entity. The statements then proceed to provide an increasingly detailed look at specific financial activities.

The statement of net position and statement of activities provide information about the activities of the whole District, presenting both an aggregate view of the District's finances and a longer-term view of those finances. Fund financial statements provide the next level of detail. For governmental funds, these statements tell how services were financed in the short-term as well as what remains for future spending. The fund financial statements also look at the District's most significant funds with all other nonmajor funds presented in total in one column. In the case of the District, the general fund and the bond retirement fund are the most significant funds, and the only governmental funds reported as major funds.

**Reporting the District as a Whole**

*Statement of Net Position and the Statement of Activities*

While this document contains the large number of funds used by the District to provide programs and activities, the view of the District as a whole looks at all financial transactions and asks the question, "How did the District do financially during fiscal year 2020?" The statement of net position and the statement of activities answer this question. These statements include all assets, deferred outflows of resources, liabilities, deferred inflows of resources, revenues and expenses using the accrual basis of accounting similar to the accounting used by most private-sector companies. This basis of accounting will take into account all of the current year's revenues and expenses regardless of when cash is received or paid.

**SOUTH RANGE LOCAL SCHOOL DISTRICT  
MAHONING COUNTY, OHIO**

MANAGEMENT'S DISCUSSION AND ANALYSIS  
FOR THE FISCAL YEAR ENDED JUNE 30, 2020

These two statements report the District's net position and changes in net position. This change in net position is important because it tells the reader that, for the District as a whole, the financial position of the District has improved or diminished. The causes of this change may be the result of many factors, some financial, some not. Non-financial factors include the District's property tax base, current property tax laws in Ohio restricting revenue growth, facility conditions, required educational programs and other factors.

In the statement of net position and the statement of activities, the governmental activities include the District's programs and services, including instruction, support services, operations and maintenance, pupil transportation, extracurricular activities, and food service operations.

The District's statement of net position and statement of activities can be found on pages 15-16 of this report.

**Reporting the District's Most Significant Funds**

***Fund Financial Statements***

The analysis of the District's major governmental funds begins on page 10. Fund financial reports provide detailed information about the District's major funds. The District uses many funds to account for a multitude of financial transactions. However, these fund financial statements focus on the District's most significant funds. The District's major governmental funds are the general fund and the bond retirement fund.

***Governmental Funds***

Most of the District's activities are reported in governmental funds, which focus on how money flows into and out of those funds and the balances left at year end available for spending in future periods. These funds are reported using an accounting method called modified accrual accounting, which measures cash and all other financial assets that can readily be converted to cash. The governmental fund financial statements provide a detailed short-term view of the District's general government operations and the basic services it provides. Governmental fund information helps you determine whether there are more or fewer financial resources that can be spent in the near future to finance educational programs. The relationship (or differences) between governmental activities (reported in the statement of net position and the statement of activities) and governmental funds is reconciled in the basic financial statements. The basic governmental fund financial statements can be found on pages 17-21 of this report.

***Reporting the District's Fiduciary Responsibilities***

The District acts in a trustee capacity as an agent for individuals and/or other governments or organizations. These activities are reported in a custodial fund. All of the District's fiduciary activities are reported in a separate statement of changes in fiduciary net position on page 22. These activities are excluded from the District's other financial statements because the assets cannot be utilized by the District to finance its operations.

***Notes to the Basic Financial Statements***

The notes provide additional information that is essential to a full understanding of the data provided in the government-wide and fund financial statements. These notes to the basic financial statements can be found on pages 23-62 of this report.

***Required Supplementary Information***

In addition to the basic financial statements and accompanying notes, this report also presents certain required supplementary information concerning the District's net pension liability and net OPEB liability/asset. The required supplementary information can be found on pages 65 through 80 in this report.



**SOUTH RANGE LOCAL SCHOOL DISTRICT  
MAHONING COUNTY, OHIO**

MANAGEMENT'S DISCUSSION AND ANALYSIS  
FOR THE FISCAL YEAR ENDED JUNE 30, 2020

**The District as a Whole**

The statement of net position provides the perspective of the District as a whole.

The table below provides a summary of the District's net position at June 30, 2020 and June 30, 2019. Net position has been restated as described in Note 3.

	<b>Net Position</b>	
	Governmental Activities 2020	Restated Governmental Activities 2019
<b><u>Assets</u></b>		
Current and other assets	\$ 13,107,587	\$ 12,398,406
Capital assets, net	<u>30,258,408</u>	<u>31,530,421</u>
Total assets	<u>43,365,995</u>	<u>43,928,827</u>
<b><u>Deferred Outflows of Resources</u></b>		
Unamortized deferred charges	652,085	701,861
Pension	2,594,681	3,631,781
OPEB	<u>271,346</u>	<u>191,762</u>
Total deferred outflows of resources	<u>3,518,112</u>	<u>4,525,404</u>
<b><u>Liabilities</u></b>		
Current liabilities	1,291,161	1,452,743
Long-term liabilities:		
Due within one year	767,762	806,825
Due in more than one year:		
Net pension liability	13,671,134	14,089,144
Net OPEB liability	1,341,168	1,579,425
Other amounts	<u>15,725,575</u>	<u>16,387,413</u>
Total liabilities	<u>32,796,800</u>	<u>34,315,550</u>
<b><u>Deferred Inflows of Resources</u></b>		
Property taxes levied for next year	6,650,177	6,502,680
Pension	1,116,653	1,054,252
OPEB	<u>1,439,405</u>	<u>1,381,778</u>
Total deferred inflows of resources	<u>9,206,235</u>	<u>8,938,710</u>
<b><u>Net Position</u></b>		
Net investment in capital assets	15,290,538	15,836,492
Restricted	1,647,383	1,600,553
Unrestricted (deficit)	<u>(12,056,849)</u>	<u>(12,237,074)</u>
Total net position	<u>\$ 4,881,072</u>	<u>\$ 5,199,971</u>

The net pension liability is reported pursuant to Governmental Accounting Standards Board (GASB) Statement 68, "Accounting and Financial Reporting for Pensions—an Amendment of GASB Statement 27." The net other postemployment benefits (OPEB) liability/asset is reported pursuant to GASB Statement 75, "Accounting and Financial Reporting for Postemployment Benefits Other Than Pensions." For reasons discussed below, many end users of this financial statement will gain a clearer understanding of the District's actual financial condition by adding deferred inflows related to pension and OPEB, the net pension liability, and the net OPEB liability to the reported net position and subtracting deferred outflows related to pension and OPEB and the net OPEB asset.

**SOUTH RANGE LOCAL SCHOOL DISTRICT  
MAHONING COUNTY, OHIO**

MANAGEMENT'S DISCUSSION AND ANALYSIS  
FOR THE FISCAL YEAR ENDED JUNE 30, 2020

Governmental Accounting Standards Board standards are national and apply to all government financial reports prepared in accordance with generally accepted accounting principles. Prior accounting for pensions (GASB 27) and postemployment benefits (GASB 45) focused on a funding approach. This approach limited pension and OPEB costs to contributions annually required by law, which may or may not be sufficient to fully fund each plan's *net pension liability* or *net OPEB liability*. GASB 68 and GASB 75 take an earnings approach to pension and OPEB accounting; however, the nature of Ohio's statewide pension/OPEB plans and state law governing those systems requires additional explanation in order to properly understand the information presented in these statements.

GASB 68 and GASB 75 require the net pension liability and the net OPEB liability to equal the District's proportionate share of each plan's collective:

1. Present value of estimated future pension/OPEB benefits attributable to active and inactive employees' past service.
2. Minus plan assets available to pay these benefits.

GASB notes that pension and OPEB obligations, whether funded or unfunded, are part of the "employment exchange" – that is, the employee is trading his or her labor in exchange for wages, benefits, and the promise of a future pension and other postemployment benefits. GASB noted that the unfunded portion of this promise is a present obligation of the government, part of a bargained-for benefit to the employee, and should accordingly be reported by the government as a liability since they received the benefit of the exchange. However, the District is not responsible for certain key factors affecting the balance of these liabilities. In Ohio, the employee shares the obligation of funding pension benefits with the employer. Both employer and employee contribution rates are capped by State statute. A change in these caps requires action of both Houses of the General Assembly and approval of the Governor. Benefit provisions are also determined by State statute. The Ohio Revised Code permits, but does not require, the retirement systems to provide healthcare to eligible benefit recipients. The retirement systems may allocate a portion of the employer contributions to provide for these OPEB benefits.

The employee enters the employment exchange with the knowledge that the employer's promise is limited not by contract but by law. The employer enters the exchange also knowing that there is a specific, legal limit to its contribution to the retirement system. In Ohio, there is no legal means to enforce the unfunded liability of the pension/OPEB plan *as against the public employer*. State law operates to mitigate/lessen the moral obligation of the public employer to the employee, because all parties enter the employment exchange with notice as to the law. The retirement system is responsible for the administration of the pension and OPEB plans.

Most long-term liabilities have set repayment schedules or, in the case of compensated absences (i.e. sick and vacation leave), are satisfied through paid time-off or termination payments. There is no repayment schedule for the net pension liability or the net OPEB liability. As explained above, changes in benefits, contribution rates, and return on investments affect the balance of these liabilities but are outside the control of the local government. In the event that contributions, investment returns, and other changes are insufficient to keep up with required payments, State statute does not assign/identify the responsible party for the unfunded portion. Due to the unique nature of how the net pension liability and the net OPEB liability are satisfied, these liabilities are separately identified within the long-term liability section of the statement of net position.

In accordance with GASB 68 and GASB 75, the District's statements prepared on an accrual basis of accounting include an annual pension expense and an annual OPEB expense for their proportionate share of each plan's *change* in net pension liability and net OPEB liability, respectively, not accounted for as deferred inflows/outflows.

Over time, net position can serve as a useful indicator of a government's financial position. At June 30, 2020, the District's assets and deferred outflows of resources exceeded liabilities and deferred inflows of resources by \$4,881,072.

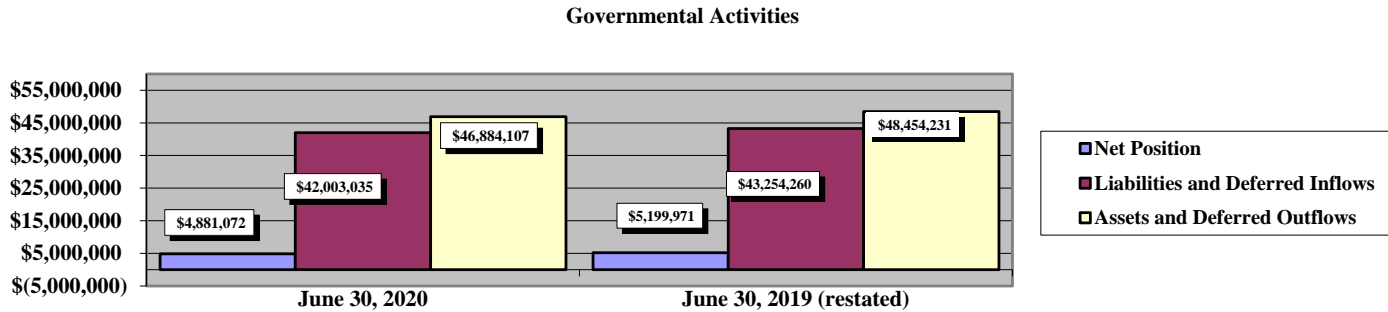
**SOUTH RANGE LOCAL SCHOOL DISTRICT  
MAHONING COUNTY, OHIO**

**MANAGEMENT'S DISCUSSION AND ANALYSIS  
FOR THE FISCAL YEAR ENDED JUNE 30, 2020**

At year end, capital assets represented 69.77% of total assets. Capital assets include land, land improvements, buildings and improvements, furniture and equipment, and vehicles. The District's net investment in capital assets at June 30, 2020 was \$15,290,538. These capital assets are used to provide services to the students and are not available for future spending. Although the District's investment in capital assets is reported net of related debt, it should be noted that the resources to repay the debt must be provided from other sources, since capital assets may not be used to liquidate these liabilities.

A portion of the District's net position, \$1,647,383, represents resources that are subject to external restriction on how they may be used. The remaining balance of unrestricted net position is a deficit of \$12,056,849.

The graph below illustrates the District's assets and deferred outflows of resources, liabilities and deferred inflows of resources, and net position at June 30, 2020 and June 30, 2019. The amounts of June 30, 2019 have been restated as described in Note 3.



The table below shows the changes in net position for fiscal years 2020 and 2019. The net position at June 30, 2020 has been restated as described in Note 3.

	<b>Change in Net Position</b>	
	Governmental Activities 2020	Restated Governmental Activities 2019
<b><u>Revenues</u></b>		
Program revenues:		
Charges for services and sales	\$ 2,907,427	\$ 2,917,659
Operating grants and contributions	1,028,246	932,878
General revenues:		
Property taxes	6,924,264	6,623,572
Grants and entitlements	4,894,046	5,145,950
Investment earnings	75,265	60,290
Miscellaneous	254,437	89,172
<b>Total revenues</b>	<b><u>\$ 16,083,685</u></b>	<b><u>\$ 15,769,521</u></b>

- Continued

**SOUTH RANGE LOCAL SCHOOL DISTRICT  
MAHONING COUNTY, OHIO**

MANAGEMENT'S DISCUSSION AND ANALYSIS  
FOR THE FISCAL YEAR ENDED JUNE 30, 2020

	<b>Change in Net Position (Continued)</b>	
	Governmental	Restated
	Activities	Governmental
	<u>2020</u>	<u>2019</u>
<b><u>Expenses</u></b>		
Program expenses:		
Instruction:		
Regular	\$ 7,133,076	\$ 6,033,411
Special	1,757,786	1,577,528
Vocational	144,494	113,367
Other	955,312	861,405
Support services:		
Pupil	515,934	359,278
Instructional staff	500,836	492,168
Board of education	92,568	44,163
Administration	1,038,909	794,223
Fiscal	479,840	419,405
Operations and maintenance	1,232,112	1,296,431
Pupil transportation	946,226	889,129
Central	119,506	104,822
Operation of non-instructional services:		
Other non-instructional services	1,633	1,382
Food service operations	407,843	407,180
Extracurricular activities	585,594	436,543
Interest and fiscal charges	490,915	508,628
Total expenses	<u>16,402,584</u>	<u>14,339,063</u>
Change in net position	(318,899)	1,430,458
Net position at beginning of year (restated)	<u>5,199,971</u>	N/A
Net position at end of year	<u>\$ 4,881,072</u>	<u>\$ 5,199,971</u>

**Governmental Activities**

Net position of the District's governmental activities decreased \$318,899. Total governmental expenses of \$16,402,584 were partially offset by program revenues of \$3,935,673 and general revenues of \$12,148,012. Program revenues supported 23.99% of the total governmental expenses.

The primary sources of revenue for governmental activities are derived from property taxes, and grants and entitlements. These revenue sources represent 73.48% of total governmental revenues.

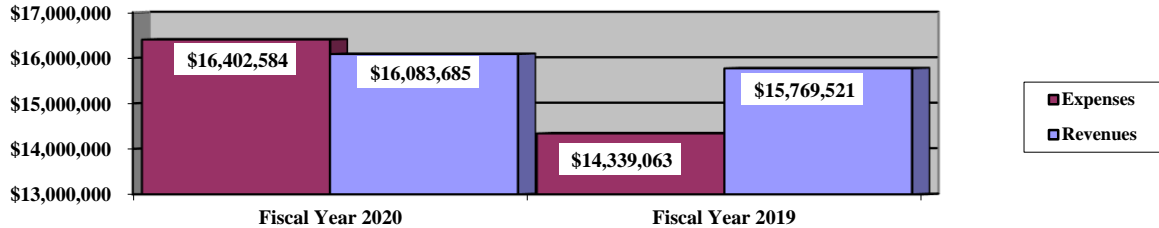
The largest expense of the District is for instructional programs. Instruction expenses totaled \$9,990,668 or 60.91% of total governmental expenses for fiscal year 2020.

**SOUTH RANGE LOCAL SCHOOL DISTRICT  
MAHONING COUNTY, OHIO**

MANAGEMENT'S DISCUSSION AND ANALYSIS  
FOR THE FISCAL YEAR ENDED JUNE 30, 2020

The graph below presents the District's governmental activities revenues and expenses for fiscal years 2020 and 2019.

**Governmental Activities - Revenues and Expenses**



The statement of activities shows the cost of program services and the charges for services and grants offsetting those services. The following table shows, for governmental activities, the total cost of services and the net cost of services for fiscal years 2020 and 2019. That is, it identifies the cost of these services supported by tax revenue, unrestricted State grants and entitlements, and other general revenues of the District.

**Governmental Activities**

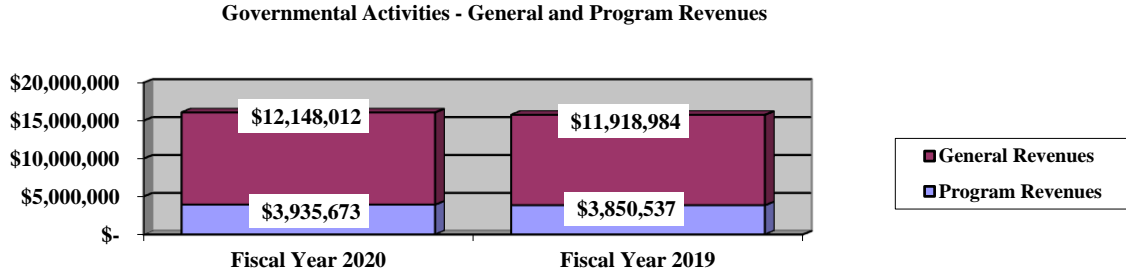
	Total Cost of Services 2020	Net Cost of Services 2020	Total Cost of Services 2019	Net Cost of Services 2019
<b>Program expenses</b>				
Instruction:				
Regular	\$ 7,133,076	\$ 4,628,786	\$ 6,033,411	\$ 3,504,065
Special	1,757,786	1,232,833	1,577,528	1,036,386
Vocational	144,494	132,916	113,367	101,789
Other	955,312	955,312	861,405	861,405
Support services:				
Pupil	515,934	475,345	359,278	359,278
Instructional staff	500,836	486,195	492,168	477,466
Board of education	92,568	92,568	44,163	44,163
Administration	1,038,909	972,183	794,223	736,320
Fiscal	479,840	479,840	419,405	419,405
Operations and maintenance	1,232,112	1,158,833	1,296,431	1,277,292
Pupil transportation	946,226	926,187	889,129	852,330
Central	119,506	119,506	104,822	104,822
Operation of non-instructional services:				
Other non-instructional services	1,633	1,633	1,382	1,382
Food service operations	407,843	54,430	407,180	(12,449)
Extracurricular activities	585,594	259,429	436,543	216,244
Interest and fiscal charges	490,915	490,915	508,628	508,628
<b>Total expenses</b>	<u>\$ 16,402,584</u>	<u>\$ 12,466,911</u>	<u>\$ 14,339,063</u>	<u>\$ 10,488,526</u>

The dependence upon taxes and other general revenues for governmental activities is apparent, as 69.56% of instruction activities are supported through taxes and other general revenues. For all governmental activities, general revenue support is 76.01%. The District's taxpayers and grants and entitlements not restricted to specific programs are by far the primary support for the District's students.

**SOUTH RANGE LOCAL SCHOOL DISTRICT  
MAHONING COUNTY, OHIO**

MANAGEMENT'S DISCUSSION AND ANALYSIS  
FOR THE FISCAL YEAR ENDED JUNE 30, 2020

The graph below presents the District's governmental activities revenue for fiscal years 2020 and 2019.



**The District's Funds**

The District's governmental funds reported a combined fund balance of \$3,844,208, which is higher than last year's restated total balance of \$3,150,909. The table below indicates the fund balance and the total change in fund balance as of June 30, 2020 and June 30, 2019.

	Fund Balance June 30, 2020	Restated Fund Balance June 30, 2019	Change	Percentage Change
General	\$ 2,162,604	\$ 1,605,084	\$ 557,520	34.73 %
Bond retirement	1,351,834	1,282,780	69,054	5.38 %
Nonmajor governmental	329,770	263,045	66,725	25.37 %
Total	<u>\$ 3,844,208</u>	<u>\$ 3,150,909</u>	<u>\$ 693,299</u>	22.00 %

**General Fund**

The District's general fund increased from a fund balance of \$557,520 to a fund balance of \$2,162,604 during fiscal year 2020. The table that follows assists in illustrating the financial activities and fund balance of the general fund for fiscal years 2020 and 2019.

	2020 Amount	2019 Amount	Change	Percentage Change
<b><u>Revenues</u></b>				
Taxes	\$ 5,718,731	\$ 5,413,755	\$ 304,976	5.63 %
Tuition	2,347,641	2,392,445	(44,804)	(1.87) %
Earnings on investments	75,265	60,290	14,975	24.84 %
Intergovernmental	5,047,776	5,370,921	(323,145)	(6.02) %
Other revenues	288,671	243,911	44,760	18.35 %
Total	<u>\$ 13,478,084</u>	<u>\$ 13,481,322</u>	<u>\$ (3,238)</u>	(0.02) %
<b><u>Expenditures</u></b>				
Instruction	\$ 8,091,573	\$ 7,951,874	\$ 139,699	1.76 %
Support services	4,495,380	4,538,965	(43,585)	(0.96) %
Non-instructional services	1,633	1,382	251	18.16 %
Extracurricular activities	318,512	351,783	(33,271)	(9.46) %
Facilities acquisition and construction	4,353	32,053	(27,700)	(86.42) %
Debt service	2,584	15,504	(12,920)	(83.33) %
Total	<u>\$ 12,914,035</u>	<u>\$ 12,891,561</u>	<u>\$ 22,474</u>	0.17 %

**SOUTH RANGE LOCAL SCHOOL DISTRICT  
MAHONING COUNTY, OHIO**

MANAGEMENT'S DISCUSSION AND ANALYSIS  
FOR THE FISCAL YEAR ENDED JUNE 30, 2020

Overall revenues of the general fund decreased \$3,238 or 0.02%. Tax revenue increased \$304,976 primarily due to increased unreserved real estate property tax collected by the District. Intergovernmental revenue decreased \$323,145 primarily due to the decrease of school foundation basic allowance received by the District.

Overall expenditures of the general fund increased \$22,474 or 0.17%. Instructional expenditures increased \$139,699 primarily due to increased high school, elementary, and other instruction expenditures. Facilities acquisition and construction expenditures decreased primarily due to the District purchasing 16 network switches during fiscal year 2019, and similar expenditures were not made during fiscal year 2020.

***Bond Retirement Fund***

The bond retirement fund had \$1,305,567 in revenues and \$1,236,513 in expenditures. During fiscal year 2020, the fund balance of the bond retirement fund increased \$69,054 from \$1,282,780 to \$1,351,834.

***General Fund Budgeting Highlights***

The District's budget is prepared according to Ohio law and is based on accounting for certain transactions on a basis of cash receipts, disbursements and encumbrances. The most significant budgeted fund is the general fund.

For the general fund, original budgeted revenues of \$13,447,168 were less than the final budgeted amount of \$13,604,910. Actual revenues and other financing sources for fiscal year 2020 totaled \$13,417,589 and were \$187,321 less than the final budgeted amounts.

General fund original appropriations of \$13,591,400 were decreased to \$13,174,035 in the final budgeted amounts. The actual budget basis expenditures and other financing uses for fiscal year 2020 were \$37 less than the final budgeted appropriations and other financings uses during fiscal year 2020.

**Capital Assets and Debt Administration**

***Capital Assets***

At the end of fiscal year 2020, the District had \$30,258,408 invested in land, land improvements, buildings and improvements, furniture and equipment, and vehicles. This entire amount is reported in governmental activities. The following table shows June 30, 2020 balances compared to June 30, 2019.

**Capital Assets at June 30  
(Net of Depreciation)**

	Governmental Activities	
	2020	2019
Land	\$ 107,195	\$ 107,195
Land improvements	2,606,438	2,893,538
Buildings and improvements	26,179,722	27,112,459
Furniture and equipment	968,178	1,070,923
Vehicles	396,875	346,306
Total	\$ 30,258,408	\$ 31,530,421

Total additions to capital assets for 2020 were \$135,451. Disposals to capital assets for 2020 were \$7,406 (net of accumulated depreciation). Depreciation expense for the fiscal year was \$1,400,058. Overall, capital assets of the District decreased \$1,272,013.

See Note 8 to the basic financial statements for additional information on the District's capital assets.

**SOUTH RANGE LOCAL SCHOOL DISTRICT  
MAHONING COUNTY, OHIO**

MANAGEMENT’S DISCUSSION AND ANALYSIS  
FOR THE FISCAL YEAR ENDED JUNE 30, 2020

***Debt Administration***

At June 30, 2020, the District had \$14,395,000 in governmental activity debt outstanding. The following table summarizes the District’s long-term obligations at June 30, 2020 and June 30, 2019.

**Outstanding Debt, at Year End**

	Governmental Activities <u>2020</u>	Governmental Activities <u>2019</u>
Current interest bonds	\$ 14,395,000	\$ 15,080,000
Capital lease obligation	<u>-</u>	<u>2,568</u>
Total	<u>\$ 14,395,000</u>	<u>\$ 15,082,568</u>

See Note 10 to the basic financial statements for additional information on the District’s debt administration.

**Current Financial Related Activities**

Management believes that the District will remain financially solvent through fiscal year 2022, assuming the COVID 19 pandemic creates no further unforeseen significant financial issues. The District has adopted an open enrollment policy and the students coming in from other districts are greatly enhancing revenue. All emergency levies for the District have been renewed for ten year periods. The next renewal will occur in calendar year 2028 for collection in 2029.

Many Ohio public school districts are experiencing various levels of financial challenge due to the State of Ohio’s revenue shortfalls caused by tax reductions, and the current pandemic, which ultimately affects funding. The District receives about a 36% share of its State foundation program payments calculated off basic State aid.

Drastic cuts and phase-outs of business taxes as well as personal income tax cuts have greatly affected the income stream to the State of Ohio, and of all governmental agencies. It is said in physics that for every action, there is an equal and opposite reaction. Many tax related actions have occurred – the equal and opposite reactions continue to be identified and weighed. They include operating expense cuts, the request of additional levies to raise revenue locally, or the continued expansion of open enrollment.

Administrators and teachers have written and secured governmental and private grants during the 2019/2020 school year. These grants are an important part of maintaining reasonable local funding requests from the community.

No new levy requests are currently being considered.

The Auditor of the State of Ohio audits the District’s finances once a year. Two to three auditors from the State Auditor’s office conduct a thorough audit, usually taking two to three months. Internal controls are audited, as well as a sample of actual transactions to provide reasonable assurance that the finances of the District are conducted with accuracy and integrity. The District’s biggest concern is the long term funding viability as the State funding formula has been decreasing for South Range and new local levy requests have not fared well. The movement of removing public tax dollars from the public schools for which they were intended in favor of charter schools, many of which are run by private for profit companies, is also very concerning for public education in the future.

Despite the COVID 19 pandemic, today’s economic environment is showing signs of improvement. However, the positive change is slow and somewhat delicate due to the uncertainty of the worldwide political and health environments.



**SOUTH RANGE LOCAL SCHOOL DISTRICT  
MAHONING COUNTY, OHIO**

**MANAGEMENT'S DISCUSSION AND ANALYSIS  
FOR THE FISCAL YEAR ENDED JUNE 30, 2020**

**Contacting the District's Financial Management**

This financial report is designed to provide our citizens, taxpayers, and investors and creditors with a general overview of the District's finances and to show the District's accountability for the money it receives. If you have questions about this report or need additional financial information contact Mr. James R. Phillips, Treasurer/CFO, South Range Local School District, 11375 Columbiana Canfield Rd., Suite B, Canfield, Ohio 44406.

**THIS PAGE IS INTENTIONALLY LEFT BLANK**

**SOUTH RANGE LOCAL SCHOOL DISTRICT  
MAHONING COUNTY, OHIO**

STATEMENT OF NET POSITION  
JUNE 30, 2020

	<b>Governmental Activities</b>
<b>Assets:</b>	
Equity in pooled cash and cash equivalents. . . . .	\$ 4,806,416
Receivables:	
Property taxes . . . . .	7,374,448
Intergovernmental . . . . .	120,239
Prepayments . . . . .	9,023
Materials and supplies inventory. . . . .	1,937
Inventory held for resale. . . . .	5,007
Net OPEB asset. . . . .	790,517
Capital assets:	
Nondepreciable capital assets . . . . .	107,195
Depreciable capital assets, net. . . . .	30,151,213
Capital assets, net . . . . .	30,258,408
Total assets. . . . .	43,365,995
 <b>Deferred outflows of resources:</b>	
Unamortized deferred charges on debt refunding . . . . .	652,085
Pension . . . . .	2,594,681
OPEB . . . . .	271,346
Total deferred outflows of resources . . . . .	3,518,112
 <b>Liabilities:</b>	
Accounts payable. . . . .	18,330
Accrued wages and benefits payable . . . . .	981,977
Intergovernmental payable . . . . .	61,254
Pension and postemployment benefits payable. . . . .	188,110
Accrued interest payable . . . . .	41,490
Long-term liabilities:	
Due within one year. . . . .	767,762
Due in more than one year:	
Net pension liability . . . . .	13,671,134
Net OPEB liability . . . . .	1,341,168
Other amounts due in more than one year . . . . .	15,725,575
Total liabilities . . . . .	32,796,800
 <b>Deferred inflows of resources:</b>	
Property taxes levied for the next fiscal year. . . . .	6,650,177
Pension . . . . .	1,116,653
OPEB . . . . .	1,439,405
Total deferred inflows of resources . . . . .	9,206,235
 <b>Net position:</b>	
Net investment in capital assets . . . . .	15,290,538
Restricted for:	
Classroom facilities maintenance . . . . .	253,017
Debt service. . . . .	1,380,663
Federally funded programs . . . . .	5,292
Student activities . . . . .	8,411
Unrestricted (deficit) . . . . .	(12,056,849)
Total net position. . . . .	\$ 4,881,072

SEE ACCOMPANYING NOTES TO THE BASIC FINANCIAL STATEMENTS

**SOUTH RANGE LOCAL SCHOOL DISTRICT  
MAHONING COUNTY, OHIO**

STATEMENT OF ACTIVITIES  
FOR THE FISCAL YEAR ENDED JUNE 30, 2020

	<u>Expenses</u>	<u>Program Revenues</u>		<u>Net (Expense)</u>
		<u>Charges for</u>	<u>Operating Grants</u>	<u>Revenue and</u>
		<u>Services and Sales</u>	<u>and Contributions</u>	<u>Changes in</u>
				<u>Net Position</u>
				<u>Governmental</u>
				<u>Activities</u>
<b>Governmental activities:</b>				
Instruction:				
Regular . . . . .	\$ 7,133,076	\$ 2,345,366	\$ 158,924	\$ (4,628,786)
Special . . . . .	1,757,786	30,038	494,915	(1,232,833)
Vocational . . . . .	144,494	-	11,578	(132,916)
Other . . . . .	955,312	-	-	(955,312)
Support services:				
Pupil. . . . .	515,934	-	40,589	(475,345)
Instructional staff . . . . .	500,836	-	14,641	(486,195)
Board of education . . . . .	92,568	-	-	(92,568)
Administration. . . . .	1,038,909	-	66,726	(972,183)
Fiscal. . . . .	479,840	-	-	(479,840)
Operations and maintenance . . . . .	1,232,112	1,951	71,328	(1,158,833)
Pupil transportation. . . . .	946,226	-	20,039	(926,187)
Central . . . . .	119,506	-	-	(119,506)
Operation of non-instructional services:				
Other non-instructional services . . . . .	1,633	-	-	(1,633)
Food service operations . . . . .	407,843	217,482	135,931	(54,430)
Extracurricular activities. . . . .	585,594	312,590	13,575	(259,429)
Interest and fiscal charges . . . . .	490,915	-	-	(490,915)
Total governmental activities . . . . .	<u>\$ 16,402,584</u>	<u>\$ 2,907,427</u>	<u>\$ 1,028,246</u>	<u>(12,466,911)</u>

**General revenues:**

Property taxes levied for:	
General purposes . . . . .	5,681,439
Debt service. . . . .	1,151,232
Special revenue. . . . .	91,593
Grants and entitlements not restricted	
to specific programs . . . . .	4,894,046
Investment earnings . . . . .	75,265
Miscellaneous . . . . .	254,437
Total general revenues . . . . .	<u>12,148,012</u>
Change in net position . . . . .	(318,899)
<b>Net position at beginning of year (restated). . . . .</b>	<u>5,199,971</u>
<b>Net position at end of year. . . . .</b>	<u>\$ 4,881,072</u>

SEE ACCOMPANYING NOTES TO THE BASIC FINANCIAL STATEMENTS

**SOUTH RANGE LOCAL SCHOOL DISTRICT  
MAHONING COUNTY, OHIO**

BALANCE SHEET  
GOVERNMENTAL FUNDS  
JUNE 30, 2020

	<u>General</u>	<u>Bond Retirement</u>	<u>Nonmajor Governmental Funds</u>	<u>Total Governmental Funds</u>
<b>Assets:</b>				
Equity in pooled cash and cash equivalents. . . . .	\$ 3,167,922	\$ 1,309,786	\$ 328,708	\$ 4,806,416
Receivables:				
Property taxes. . . . .	5,974,172	1,207,694	192,582	7,374,448
Interfund loans . . . . .	14,702	-	-	14,702
Intergovernmental. . . . .	101,380	-	18,859	120,239
Prepayments. . . . .	9,023	-	-	9,023
Materials and supplies inventory. . . . .	-	-	1,937	1,937
Inventory held for resale. . . . .	-	-	5,007	5,007
Total assets . . . . .	<u>\$ 9,267,199</u>	<u>\$ 2,517,480</u>	<u>\$ 547,093</u>	<u>\$ 12,331,772</u>
<b>Liabilities:</b>				
Accounts payable . . . . .	\$ 4,810	\$ -	\$ 13,520	\$ 18,330
Accrued wages and benefits payable . . . . .	978,588	-	3,389	981,977
Intergovernmental payable . . . . .	61,205	-	49	61,254
Pension and postemployment benefits payable	188,110	-	-	188,110
Interfund loans payable. . . . .	-	-	14,702	14,702
Total liabilities. . . . .	<u>1,232,713</u>	<u>-</u>	<u>31,660</u>	<u>1,264,373</u>
<b>Deferred inflows of resources:</b>				
Property taxes levied for the next fiscal year. . .	5,374,735	1,095,327	180,115	6,650,177
Delinquent property tax revenue not available. .	393,104	70,319	5,548	468,971
Intergovernmental revenue not available. . . . .	104,043	-	-	104,043
Total deferred inflows of resources . . . . .	<u>5,871,882</u>	<u>1,165,646</u>	<u>185,663</u>	<u>7,223,191</u>
<b>Fund balances:</b>				
Nonspendable:				
Materials and supplies inventory. . . . .	-	-	1,937	1,937
Prepays. . . . .	9,023	-	-	9,023
Long-term loans. . . . .	20	-	-	20
Restricted:				
Debt service . . . . .	-	1,351,834	-	1,351,834
Classroom facilities maintenance . . . . .	-	-	247,469	247,469
Food service operations . . . . .	-	-	1,569	1,569
Targeted academic assistance . . . . .	-	-	5,292	5,292
Extracurricular . . . . .	-	-	73,503	73,503
Committed:				
Assigned:				
Student instruction . . . . .	1,896	-	-	1,896
Student and staff support. . . . .	79,306	-	-	79,306
Unassigned . . . . .	2,072,359	-	-	2,072,359
Total fund balances . . . . .	<u>2,162,604</u>	<u>1,351,834</u>	<u>329,770</u>	<u>3,844,208</u>
Total liabilities, deferred inflows and fund balances .	<u>\$ 9,267,199</u>	<u>\$ 2,517,480</u>	<u>\$ 547,093</u>	<u>\$ 12,331,772</u>

SEE ACCOMPANYING NOTES TO THE BASIC FINANCIAL STATEMENTS

**SOUTH RANGE LOCAL SCHOOL DISTRICT  
MAHONING COUNTY, OHIO**

RECONCILIATION OF TOTAL GOVERNMENTAL FUND BALANCES TO  
NET POSITION OF GOVERNMENTAL ACTIVITIES  
JUNE 30, 2020

<b>Total governmental fund balances</b>		\$	3,844,208
<i>Amounts reported for governmental activities on the statement of net position are different because:</i>			
Capital assets used in governmental activities are not financial resources and therefore are not reported in the funds.			30,258,408
Other long-term assets are not available to pay for current-period expenditures and therefore are deferred inflows in the funds.			
Property taxes receivable	\$	468,971	
Intergovernmental receivable		104,043	
Total		573,014	573,014
Unamortized premiums on bonds issued are not recognized in the funds.			(1,224,955)
Unamortized amounts on refundings are not recognized in the funds.			652,085
Accrued interest payable is not due and payable in the current period and therefore is not reported in the funds.			(41,490)
Long-term liabilities, including bonds payable, are not due and payable in the current period and therefore are not reported in the funds.			
General obligation bonds		(14,395,000)	
Compensated absences		(873,382)	
Total		(15,268,382)	(15,268,382)
The net pension liability is not due and payable in the current period; therefore, the liability and related deferred inflows/outflows are not reported in governmental funds.			
Deferred Outflows - Pension		2,594,681	
Deferred Inflows - Pension		(1,116,653)	
Net pension liability		(13,671,134)	
Total		(12,193,106)	(12,193,106)
The net OPEB liability/asset is not due and payable in the current period; therefore, the liability/asset and related deferred inflows/outflows are not reported in governmental funds.			
Deferred Outflows - OPEB		271,346	
Deferred Inflows - OPEB		(1,439,405)	
Net OPEB asset		790,517	
Net OPEB liability		(1,341,168)	
Total		(1,718,710)	(1,718,710)
<b>Net position of governmental activities</b>		\$	4,881,072

SEE ACCOMPANYING NOTES TO THE BASIC FINANCIAL STATEMENTS

**SOUTH RANGE LOCAL SCHOOL DISTRICT  
MAHONING COUNTY, OHIO**

STATEMENT OF REVENUES, EXPENDITURES AND CHANGES IN FUND BALANCES  
GOVERNMENTAL FUNDS  
FOR THE FISCAL YEAR ENDED JUNE 30, 2020

	<u>General</u>	<u>Bond Retirement</u>	<u>Nonmajor Governmental Funds</u>	<u>Total Governmental Funds</u>
<b>Revenues:</b>				
From local sources:				
Property taxes . . . . .	\$ 5,718,731	\$ 1,161,487	\$ 92,273	\$ 6,972,491
Tuition. . . . .	2,347,641	-	-	2,347,641
Earnings on investments . . . . .	75,265	-	-	75,265
Charges for services . . . . .	-	-	217,482	217,482
Extracurricular. . . . .	105,149	-	207,441	312,590
Classroom materials and fees . . . . .	27,763	-	-	27,763
Rental income . . . . .	1,951	-	-	1,951
Contributions and donations . . . . .	115,730	-	13,575	129,305
Other local revenues . . . . .	38,078	-	100,629	138,707
Intergovernmental - state . . . . .	5,021,875	144,080	118,099	5,284,054
Intergovernmental - federal . . . . .	25,901	-	556,396	582,297
Total revenues . . . . .	<u>13,478,084</u>	<u>1,305,567</u>	<u>1,305,895</u>	<u>16,089,546</u>
<b>Expenditures:</b>				
Current:				
Instruction:				
Regular. . . . .	5,439,416	-	159,934	5,599,350
Special . . . . .	1,559,883	-	158,021	1,717,904
Vocational . . . . .	136,962	-	-	136,962
Other . . . . .	955,312	-	-	955,312
Support services:				
Pupil . . . . .	454,779	-	40,589	495,368
Instructional staff . . . . .	465,405	-	20,107	485,512
Board of education . . . . .	92,130	-	-	92,130
Administration . . . . .	893,925	-	67,206	961,131
Fiscal . . . . .	449,286	21,038	1,607	471,931
Operations and maintenance . . . . .	1,044,810	-	134,944	1,179,754
Pupil transportation . . . . .	980,673	-	-	980,673
Central . . . . .	114,372	-	-	114,372
Operation of non-instructional services:				
Other non-instructional services . . . . .	1,633	-	-	1,633
Food service operations. . . . .	-	-	382,926	382,926
Extracurricular activities . . . . .	318,512	-	223,220	541,732
Facilities acquisition and construction. . . . .	4,353	-	57,145	61,498
Debt service:				
Principal retirement. . . . .	2,568	685,000	-	687,568
Interest and fiscal charges . . . . .	16	530,475	-	530,491
Total expenditures . . . . .	<u>12,914,035</u>	<u>1,236,513</u>	<u>1,245,699</u>	<u>15,396,247</u>
Excess of revenues over expenditures. . . . .	<u>564,049</u>	<u>69,054</u>	<u>60,196</u>	<u>693,299</u>
<b>Other financing sources (uses):</b>				
Transfers in. . . . .	-	-	6,529	6,529
Transfers (out) . . . . .	(6,529)	-	-	(6,529)
Total other financing sources (uses) . . . . .	<u>(6,529)</u>	<u>-</u>	<u>6,529</u>	<u>-</u>
Net change in fund balances . . . . .	557,520	69,054	66,725	693,299
<b>Fund balances at beginning of year (restated).</b>	<u>1,605,084</u>	<u>1,282,780</u>	<u>263,045</u>	<u>3,150,909</u>
<b>Fund balances at end of year. . . . .</b>	<u>\$ 2,162,604</u>	<u>\$ 1,351,834</u>	<u>\$ 329,770</u>	<u>\$ 3,844,208</u>

SEE ACCOMPANYING NOTES TO THE BASIC FINANCIAL STATEMENTS

**SOUTH RANGE LOCAL SCHOOL DISTRICT  
MAHONING COUNTY, OHIO**

RECONCILIATION OF THE STATEMENT OF REVENUES, EXPENDITURES  
AND CHANGES IN FUND BALANCES OF GOVERNMENTAL FUNDS  
TO THE STATEMENT OF ACTIVITIES  
FOR THE FISCAL YEAR ENDED JUNE 30, 2020

<b>Net change in fund balances - total governmental funds</b>	\$	693,299
<i>Amounts reported for governmental activities in the statement of activities are different because:</i>		
Governmental funds report capital outlays as expenditures. However, in the statement of activities, the cost of those assets is allocated over their estimated useful lives as depreciation expense.		
Capital asset additions	\$ 135,451	
Current year depreciation	(1,400,058)	
Total		(1,264,607)
The net effect of various miscellaneous transactions involving capital assets (i.e., sales, disposals, trade-ins, and donations) is to decrease net position.		
		(7,406)
Revenues in the statement of activities that do not provide current financial resources are not reported as revenues in the funds.		
Property taxes	(48,227)	
Intergovernmental	85,391	
Total		37,164
Repayment of bond and capital lease principal is an expenditure in the governmental funds, but the repayment reduces long-term liabilities on the statement of net position. Principal payments during the year were:		
Bonds	685,000	
Capital leases	2,568	
Total		687,568
In the statement of activities, interest is accrued on outstanding bonds, whereas in governmental funds, an interest expenditure is reported when due. The following items resulted in less interest being reported in the statement of activities:		
Decrease in accrued interest payable	1,085	
Amortization of bond premiums	88,267	
Amortization of deferred charges	(49,776)	
Total		39,576
Some expenses reported in the statement of activities, such as compensated absences, do not require the use of current financial resources and therefore are not reported as expenditures in governmental funds.		
		(78,608)
Contractually required pension contributions are reported as expenditures in governmental funds; however, the statement of net position reports these amounts as deferred outflows.		
		1,079,926
Except for amounts reported as deferred inflows/outflows, changes in the net pension liability are reported as pension expense in the statement of activities.		
		(1,761,417)
Contractually required OPEB contributions are reported as expenditures in governmental funds; however, the statement of net position reports these amounts as deferred outflows.		
		36,161
Except for amounts reported as deferred inflows/outflows, changes in the net OPEB liability/asset are reported as OPEB expense in the statement of activities.		
		219,445
<b>Change in net position of governmental activities</b>	<b>\$</b>	<b>(318,899)</b>

SEE ACCOMPANYING NOTES TO THE BASIC FINANCIAL STATEMENTS



**SOUTH RANGE LOCAL SCHOOL DISTRICT  
MAHONING COUNTY, OHIO**

STATEMENT OF REVENUES, EXPENDITURES AND CHANGES IN  
FUND BALANCE - BUDGET AND ACTUAL (NON-GAAP BUDGETARY BASIS)  
GENERAL FUND  
FOR THE FISCAL YEAR ENDED JUNE 30, 2020

	<u>Budgeted Amounts</u>		<u>Actual</u>	<u>Variance with Final Budget Positive (Negative)</u>
	<u>Original</u>	<u>Final</u>		
<b>Revenues:</b>				
From local sources:				
Property taxes . . . . .	\$ 5,667,043	\$ 5,733,521	\$ 5,581,068	\$ (152,453)
Tuition. . . . .	2,383,806	2,411,769	2,347,641	(64,128)
Earnings on investments . . . . .	76,424	77,321	75,265	(2,056)
Extracurricular. . . . .	32,426	32,806	31,934	(872)
Classroom materials and fees . . . . .	28,191	28,521	27,763	(758)
Rental income . . . . .	1,981	2,004	1,951	(53)
Contributions and donations . . . . .	117,513	118,891	115,730	(3,161)
Other local revenues . . . . .	28,689	29,026	28,254	(772)
Intergovernmental - state . . . . .	5,111,095	5,171,051	5,033,555	(137,496)
Total revenues . . . . .	<u>13,447,168</u>	<u>13,604,910</u>	<u>13,243,161</u>	<u>(361,749)</u>
<b>Expenditures:</b>				
Current:				
Instruction:				
Regular . . . . .	5,749,053	5,570,083	5,639,208	(69,125)
Special. . . . .	1,564,602	1,515,898	1,534,641	(18,743)
Vocational. . . . .	139,874	135,520	137,207	(1,687)
Other. . . . .	973,882	943,564	955,312	(11,748)
Support services:				
Pupil. . . . .	456,818	442,596	448,107	(5,511)
Instructional staff . . . . .	649,309	631,810	551,396	80,414
Board of education . . . . .	96,555	93,549	94,714	(1,165)
Administration. . . . .	919,198	890,595	901,259	(10,664)
Fiscal . . . . .	463,935	449,504	454,706	(5,202)
Operations and maintenance. . . . .	1,096,361	1,062,554	1,065,231	(2,677)
Pupil transportation . . . . .	1,094,563	1,063,169	989,215	73,954
Central. . . . .	119,415	115,697	117,138	(1,441)
Other operation of non-instructional services . . . . .	1,665	1,613	1,633	(20)
Extracurricular activities. . . . .	261,732	253,584	256,741	(3,157)
Facilities acquisition and construction . . . . .	4,438	4,299	4,353	(54)
Total expenditures . . . . .	<u>13,591,400</u>	<u>13,174,035</u>	<u>13,150,861</u>	<u>23,174</u>
Excess of revenues over expenditures. . . . .	<u>(144,232)</u>	<u>430,875</u>	<u>92,300</u>	<u>(338,575)</u>
<b>Other financing sources (uses):</b>				
Refund of prior year's expenditures . . . . .	-	-	154,318	154,318
Transfers in . . . . .	-	-	2,000	2,000
Transfers (out). . . . .	-	-	(8,529)	(8,529)
Advances in. . . . .	-	-	8,285	8,285
Advances (out) . . . . .	-	-	(14,682)	(14,682)
Sale of capital assets . . . . .	-	-	9,825	9,825
Total other financing sources (uses) . . . . .	<u>-</u>	<u>-</u>	<u>151,217</u>	<u>151,217</u>
Net change in fund balance . . . . .	(144,232)	430,875	243,517	(187,358)
<b>Fund balance at beginning of year . . . . .</b>	<b>2,653,489</b>	<b>2,653,489</b>	<b>2,653,489</b>	<b>-</b>
<b>Prior year encumbrances appropriated . . . . .</b>	<b>184,904</b>	<b>184,904</b>	<b>184,904</b>	<b>-</b>
<b>Fund balance at end of year . . . . .</b>	<b><u>\$ 2,694,161</u></b>	<b><u>\$ 3,269,268</u></b>	<b><u>\$ 3,081,910</u></b>	<b><u>\$ (187,358)</u></b>

SEE ACCOMPANYING NOTES TO THE BASIC FINANCIAL STATEMENTS

**SOUTH RANGE LOCAL SCHOOL DISTRICT  
MAHONING COUNTY, OHIO**

STATEMENT OF CHANGES IN FIDUCIARY NET POSITION  
FIDUCIARY FUNDS  
FOR THE FISCAL YEAR ENDED JUNE 30, 2020

	<b>Custodial</b>
<b>Additions:</b>	
Extracurricular collections for OHSAA . . . . .	\$ 22,015
Total additions. . . . .	22,015
 <b>Deductions:</b>	
Extracurricular distributions for OHSAA . . . . .	22,015
Total deductions . . . . .	22,015
Change in net position . . . . .	-
<b>Net position at beginning of year (restated) . . . . .</b>	-
<b>Net position at end of year . . . . .</b>	<b>\$ -</b>

SEE ACCOMPANYING NOTES TO THE BASIC FINANCIAL STATEMENTS

**SOUTH RANGE LOCAL SCHOOL DISTRICT  
MAHONING COUNTY, OHIO**

**NOTES TO THE BASIC FINANCIAL STATEMENTS  
FOR THE FISCAL YEAR ENDED JUNE 30, 2020**

**NOTE 1 - DESCRIPTION OF THE SCHOOL DISTRICT**

The South Range Local School District (the “District”) is organized under Section 2 and 3, Article VI of the Constitution of the State of Ohio to provide educational services to the students and other community members of the District. Under such laws, there is no authority for a school district to have a charter or adopt local laws. The legislative power of the District is vested in the Board of Education, consisting of five members elected at large for staggered four-year terms by the citizens of the District.

The District operates one school building that was completed in fiscal year 2011 and accommodates grades K-12. The District is staffed by 88 certified and 71 classified full and part time personnel to provide services to 1,216 resident and open enrollment students and other community members.

**NOTE 2 - SUMMARY OF SIGNIFICANT ACCOUNTING POLICIES**

The basic financial statements (BFS) of the District have been prepared in conformity with accounting principles generally accepted in the United States of America (GAAP) as applied to governmental units. The Governmental Accounting Standards Board (GASB) is the accepted standard-setting body for establishing governmental accounting and financial reporting principles. The District’s significant accounting policies are described below.

**A. Reporting Entity**

The reporting entity has been defined in accordance with GASB Statement No. 14, “The Financial Reporting Entity” as amended by GASB Statement No. 39, “Determining Whether Certain Organizations Are Component Units” and GASB Statement No. 61, “The Financial Reporting Entity: Omnibus an Amendment of GASB Statements No. 14 and No. 34”. The reporting entity is composed of the primary government and component units. The primary government consists of all funds, departments, boards and agencies that are not legally separate from the District. For the District, this includes general operations, food service, and student related activities of the District.

Component units are legally separate organizations for which the District is financially accountable. The District is financially accountable for an organization if the District appoints a voting majority of the organization’s Governing Board and (1) the District is able to significantly influence the programs or services performed or provided by the organization; or (2) the District is legally entitled to or can otherwise access the organization’s resources; or (3) the District is legally obligated or has otherwise assumed the responsibility to finance the deficits of, or provide financial support to, the organization; or (4) the District is obligated for the debt of the organization. Component units may also include organizations that are fiscally dependent on the District in that the District approves the budget, the issuance of debt or the levying of taxes. Certain organizations are also included as component units if the nature and significance of the relationship between the primary government and the organization is such that exclusion by the primary government would render the primary government’s financial statements incomplete or misleading. Based upon the application of these criteria, the District has no component units. The basic financial statements of the reporting entity include only those of the District (the primary government).

**SOUTH RANGE LOCAL SCHOOL DISTRICT  
MAHONING COUNTY, OHIO**

NOTES TO THE BASIC FINANCIAL STATEMENTS  
FOR THE FISCAL YEAR ENDED JUNE 30, 2020

**NOTE 2 - SUMMARY OF SIGNIFICANT ACCOUNTING POLICIES - (Continued)**

The following organizations are described due to their relationship to the District:

*JOINTLY GOVERNED ORGANIZATIONS*

Area Cooperative Computerized Educational Service System

The Area Cooperative Computerized Educational Service System (ACCESS) Council of Governments is a computer network which provides data services to twenty-six school districts and two educational service centers. The jointly governed organization was formed for the purpose of applying modern technology with the aid of computers and other electronic equipment to administrative and instructional functions among member districts. Each of the member school districts supports ACCESS based upon a per-pupil charge. ACCESS is governed by an Assembly consisting of the Superintendents or other designees of the member school districts. The Assembly exercises total control over the operation of ACCESS, including budgeting, appropriating, contracting, and designating management. All revenues of ACCESS are generated from charges for services and State funding. Financial information can be obtained by contacting the Treasurer, 493 Bev Road, Unit 1, Boardman, Ohio, 44512.

Mahoning County Career & Technical Center

The Mahoning County Career & Technical Center is a distinct political subdivision of the State of Ohio operated under the direction of a Board consisting of representatives from the participating school districts' elected Boards of Education, which possesses its own budgeting and taxing authority. To obtain financial information, write to the Treasurer of the Mahoning County Career & Technical Center, 7300 North Palmyra Road, Canfield, Ohio, 44406.

*PUBLIC ENTITY RISK POOL*

Mahoning County School Employees Insurance Consortium

The Mahoning County School Employees Insurance Consortium is a shared risk pool comprised of thirteen Mahoning County School Districts. The Consortium is governed by an assembly which consists of one representative participating School District (usually the superintendent or a designee). The assembly elects officers for one year terms to serve as the Board of Directors. The assembly exercises controls over the operations of the Consortium. All Consortium revenues are generated from charges for services and remitted to the fiscal agent, Springfield Local School District. The fiscal agent will then remit the charges for services to Medical Mutual of Ohio (MMO), who acts in the capacity of a third-party administrator (TPA) for claims processing.

Sheakley Workers' Compensation Group Rating Plan

The District participates in a group rating plan for workers' compensation as established under Section 4123.29 of the Ohio Revised Code through Sheakley's group rating plan (GRP).

The GRP's business and affairs are conducted by a Board of Directors. The Executive Director, or his designee, serves as coordinator of the GRP. Each year, the participating school districts pay an enrollment fee to the GRP to cover the costs of administering the program.

**B. Fund Accounting**

The District uses funds to report its financial position and the results of its operations. A fund is a separate accounting entity with a self-balancing set of accounts. Fund accounting is designed to demonstrate legal compliance and to aid financial management by segregating transactions related to certain District activities or functions. Funds are classified into three categories: governmental, proprietary and fiduciary. Each category is divided into separate fund types.

**SOUTH RANGE LOCAL SCHOOL DISTRICT  
MAHONING COUNTY, OHIO**

NOTES TO THE BASIC FINANCIAL STATEMENTS  
FOR THE FISCAL YEAR ENDED JUNE 30, 2020

**NOTE 2 - SUMMARY OF SIGNIFICANT ACCOUNTING POLICIES - (Continued)**

*GOVERNMENTAL FUNDS*

Governmental funds are those through which most governmental functions typically are financed. Governmental fund reporting focuses on the sources, uses and balances of current financial resources. Expendable assets are assigned to the various governmental funds according to the purposes for which they may or must be used. Current liabilities are assigned to the fund from which they will be paid. The difference between governmental fund assets plus deferred outflows of resources and liabilities plus deferred inflows of resources is reported as fund balance. The following are the District's major governmental funds:

*General fund* - The general fund is used to account for and report all financial resources not accounted for and reported in another fund. The general fund balance is available for any purpose provided it is expended or transferred according to the general laws of Ohio.

*Bond retirement fund* - The bond retirement fund is a debt service fund provided for the retirement of serial bonds and short-term notes and loans. All revenue derived from general or special levies, either within or exceeding the ten-mill limitation, which is levied for debt charges on bonds, notes, or loans, shall be paid into this fund.

Other governmental funds of the District are used to account for (a) financial resources that are restricted, committed, or assigned to expenditures for capital outlays including the acquisition or construction of capital facilities and other capital assets and (b) specific revenue sources that are restricted or committed to an expenditure for specified purposes other than debt service or capital projects.

*PROPRIETARY FUNDS*

Proprietary funds are used to account for the District's ongoing activities which are similar to those often found in the private sector. The District has no proprietary funds.

*FIDUCIARY FUNDS*

Fiduciary fund reporting focuses on net position and changes in net position. The fiduciary fund category is split into four classifications: private-purpose trust funds, custodial funds, pension trust funds and investment trust funds. Trust funds are used to account for assets held by the District under a trust agreement for individuals, private organizations, or other governments and are therefore not available to support the District's own programs. The District has no trust funds. Custodial funds are used to report fiduciary activities that are not required to be reported in a trust fund. The District's custodial fund accounts for tournament monies collected on behalf of the Ohio High School Athletics Association (OHSAA).

**C. Basis of Presentation and Measurement Focus**

*Government-Wide Financial Statements* - The statement of net position and the statement of activities display information about the District as a whole. These statements include the financial activities of the primary government, except for fiduciary funds.

**SOUTH RANGE LOCAL SCHOOL DISTRICT  
MAHONING COUNTY, OHIO**

**NOTES TO THE BASIC FINANCIAL STATEMENTS  
FOR THE FISCAL YEAR ENDED JUNE 30, 2020**

**NOTE 2 - SUMMARY OF SIGNIFICANT ACCOUNTING POLICIES - (Continued)**

The government-wide statement of activities presents a comparison between direct expenses and program revenues for each function or program of the governmental activities of the District. Direct expenses are those that are specifically associated with a service, program or department and are therefore clearly identifiable to a particular function. Program revenues include amounts paid by the recipient of the goods or services offered by the program and grants and contributions that are restricted to meeting the operational or capital requirements of a particular program. Revenues not classified as program revenues are presented as general revenues of the District. The comparison of direct expenses with program revenues identifies the extent to which each governmental function is self-financing or draws from the general revenues of the District.

The government-wide financial statements are prepared using the economic resources measurement focus. All assets, deferred outflows of resources, liabilities, and deferred inflows of resources associated with the operation of the District are included on the statement of net position.

Fund Financial Statements - Fund financial statements report detailed information about the District. The focus of governmental fund financial statements is on major funds rather than reporting funds by type. Each major fund is presented in a separate column, and all nonmajor funds are aggregated into one column. Fiduciary funds are reported by fund type.

All governmental funds are accounted for using a flow of current financial resources measurement focus. With this measurement focus, only current assets and deferred outflows of resources and current liabilities and deferred inflows of resources generally are included on the balance sheet. The statement of revenues, expenditures and changes in fund balances reports on the sources (i.e., revenues and other financing sources) and uses (i.e., expenditures and other financing uses) of current financial resources. This approach differs from the manner in which the governmental activities of the government-wide financial statements are prepared. Governmental fund financial statements therefore include a reconciliation with brief explanations to better identify the relationship between the government-wide statements and the statements for governmental funds.

**D. Basis of Accounting**

Basis of accounting determines when transactions are recorded in the financial records and reported on the financial statements. Government-wide financial statements are prepared using the accrual basis of accounting. Governmental funds use the modified accrual basis of accounting on the fund financial statements. Fiduciary funds also use the accrual basis of accounting. Differences in the accrual and modified accrual basis of accounting arise in the recognition of revenue, the recording of deferred inflows of resources and deferred outflows of resources, and in the presentation of expenses versus expenditures.

Revenues - Exchange and Nonexchange Transactions - Revenue resulting from exchange transactions, in which each party gives and receives essentially equal value, is recorded on the accrual basis when the exchange takes place. On a modified accrual basis, revenue is recorded in the fiscal year in which the resources are measurable and become available. Available means that the resources will be collected within the current fiscal year or are expected to be collected soon enough thereafter to be used to pay liabilities of the current fiscal year. For the District, available means expected to be received within sixty days of fiscal year end.

Nonexchange transactions, in which the District receives value without directly giving equal value in return, include property taxes, grants, entitlements and donations. On an accrual basis, revenue from property taxes is recognized in the fiscal year for which the taxes are levied (See Note 6).

**SOUTH RANGE LOCAL SCHOOL DISTRICT  
MAHONING COUNTY, OHIO**

NOTES TO THE BASIC FINANCIAL STATEMENTS  
FOR THE FISCAL YEAR ENDED JUNE 30, 2020

**NOTE 2 - SUMMARY OF SIGNIFICANT ACCOUNTING POLICIES - (Continued)**

Revenue from grants, entitlements and donations is recognized in the fiscal year in which all eligibility requirements have been satisfied. Eligibility requirements include timing requirements, which specify the year when the resources are required to be used or the year when use is first permitted, matching requirements, in which the District must provide local resources to be used for a specified purpose, and expenditure requirements, in which the resources are provided to the District on a reimbursement basis. On a modified accrual basis, revenue from nonexchange transactions must also be available before it can be recognized.

Under the modified accrual basis, the following revenue sources are considered to be both measurable and available at fiscal year end: property taxes available as an advance, interest, tuition, grants, student fees and rentals.

Deferred Outflows of Resources and Deferred Inflows of Resources - In addition to assets, the government-wide statement of net position will report a separate section for deferred outflows of resources. Deferred outflows of resources, represents a consumption of net position that applies to a future period and will not be recognized as an outflow of resources (expense/expenditure) until then. For the District, see Notes 12 and 13 for deferred outflows of resources related the District's net pension liability and net OPEB liability/asset, respectively. In addition, deferred outflows of resources include a deferred charge on debt refunding. A deferred charge on refunding results from the difference in the carrying value of refunded debt and its reacquisition price. This amount is deferred and amortized over the shorter of the life of the refunded or refunding debt.

In addition to liabilities, both the government-wide statement of net position and the governmental fund financial statements report a separate section for deferred inflows of resources. Deferred inflows of resources represent an acquisition of net position that applies to a future period and will not be recognized as an inflow of resources (revenue) until that time. For the District, deferred inflows of resources include property taxes and unavailable revenue. Property taxes represent amounts for which there is an enforceable legal claim as of June 30, 2020, but which were levied to finance fiscal year 2020 operations. These amounts have been recorded as a deferred inflow of resources on both the government-wide statement of net position and the governmental fund financial statements. Unavailable revenue is reported only on the governmental funds balance sheet, and represents receivables which will not be collected within the available period. For the District unavailable revenue includes, but is not limited to, delinquent property taxes and intergovernmental grants. These amounts are deferred and recognized as an inflow of resources in the period the amounts become available.

For the District, see Notes 12 and 13 for deferred inflows of resources related to the District's net pension liability and net OPEB liability/asset, respectively. This deferred inflow of resources is only reported on the government-wide statement of net position.

Expenses/Expenditures - On the accrual basis of accounting, expenses are recognized at the time they are incurred. The entitlement value of donated commodities used during the year is reported in the statement of revenues, expenditures and changes in fund balances as an expenditure with a like amount reported as intergovernmental revenue.

The measurement focus of governmental fund accounting is on decreases in net financial resources (expenditures) rather than expenses. Expenditures are generally recognized in the accounting period in which the related fund liability is incurred, if measurable. Allocations of cost, such as depreciation and amortization, are not recognized in governmental funds.

**SOUTH RANGE LOCAL SCHOOL DISTRICT  
MAHONING COUNTY, OHIO**

**NOTES TO THE BASIC FINANCIAL STATEMENTS  
FOR THE FISCAL YEAR ENDED JUNE 30, 2020**

**NOTE 2 - SUMMARY OF SIGNIFICANT ACCOUNTING POLICIES - (Continued)**

**E. Budgets**

The District is required by State statute to adopt an annual appropriated cash basis budget for all funds. The specific timetable for fiscal year 2020 is as follows:

1. Prior to January 15, the Superintendent and Treasurer submit to the Board of Education a proposed operating budget for the fiscal year commencing the following July 1. The budget includes proposed expenditures and the means of financing for all funds. Public hearings are publicized and conducted to obtain taxpayers' comments. The purpose of this budget document is to reflect the need for existing (or increased) tax rates.
2. Prior to April 1, the Board of Education accepts, by formal resolution, the tax rates as determined by the Budget Commission and receives the Commission's certificate of estimated resources which states the projected revenue of each fund. Prior to July 1, the District must revise its budget so that total contemplated expenditures from any fund during the ensuing year will not exceed the amount stated in the certificate of estimated resources. The revised budget then serves as a basis for the appropriation measure. On or about July 1, the certificate of estimated resources is amended to include any unencumbered balances from the preceding year as reported by the District Treasurer. The certificate of estimated resources may be further amended during the year if projected increases or decreases in revenue are identified by the District Treasurer. The budget figures, as shown in the accompanying budgetary statement, reflect the amounts set forth in the original and final amended certificates of estimated resources issued for fiscal year 2020.
3. By July 1, the annual appropriation resolution is legally enacted by the Board of Education at the fund level of expenditures, which is the legal level of budgetary control. State statute permits a temporary appropriation to be effective until no later than October 1 of each year. Appropriations by fund must be within the estimated resources as certified by the County Budget Commission and the total of expenditures and encumbrances may not exceed the appropriation totals.
4. Any revisions that alter the total of any fund appropriation must be approved by the Board of Education.
5. Formal budgetary integration is employed as a management control device during the year for all funds consistent with the general obligation bond indenture and other statutory provisions. All funds completed the year within the amount of their legally authorized cash basis appropriation.
6. Appropriation amounts are as originally adopted, or as amended by the Board of Education through the year by supplemental appropriations, which either reallocated or increased the original appropriated amounts. All supplemental appropriations were legally enacted by the Board prior to July 1, 2020; however, none of these amendments were significant. The budget figures, as shown in the accompanying budgetary statement, reflect the original and final appropriation amounts including all amendments and modifications.
7. Unencumbered appropriations lapse at year end. Encumbered appropriations are carried forward to the succeeding fiscal year and need not be reappropriated. Expenditures plus encumbrances may not legally exceed budgeted appropriations at the fund level.

**F. Cash and Investments**

To improve cash management, cash received by the District is pooled in a central bank account. Monies for all funds are maintained in this pool. Individual fund integrity is maintained through the District's records. Each fund's interest in the pool is presented as "equity in pooled cash and cash equivalents" on the basic financial statements.



**SOUTH RANGE LOCAL SCHOOL DISTRICT  
MAHONING COUNTY, OHIO**

**NOTES TO THE BASIC FINANCIAL STATEMENTS  
FOR THE FISCAL YEAR ENDED JUNE 30, 2020**

**NOTE 2 - SUMMARY OF SIGNIFICANT ACCOUNTING POLICIES - (Continued)**

During fiscal year 2020, investments were limited to the State Treasury Asset Reserve of Ohio (STAR Ohio). Except for nonparticipating investment contracts, investments are reported at fair value, which is based on quoted market prices. Nonparticipating investment contracts, such as repurchase agreements, are reported at cost.

STAR Ohio (the State Treasury Asset Reserve of Ohio), is an investment pool managed by the State Treasurer's Office which allows governments within the State to pool their funds for investment purposes. STAR Ohio is not registered with the SEC as an investment company, but has adopted Governmental Accounting Standards Board (GASB), Statement No. 79, "Certain External Investment Pools and Pool Participants." The District measures its investment in STAR Ohio at the net asset value (NAV) per share provided by STAR Ohio. The NAV per share is calculated on an amortized cost basis that provides an NAV per share that approximates fair value.

For fiscal year 2020, there were no limitations or restrictions on any participant withdrawals due to redemption notice periods, liquidity fees, or redemption gates. However, notice must be given 24 hours in advance of all deposits and withdrawals exceeding \$25 million. STAR Ohio reserves the right to limit the transaction to \$100 million, requiring the excess amount to be transacted the following business day(s), but only to the \$100 million limit. All accounts of the participant will be combined for these purposes.

Under existing Ohio statute, all investment earnings are assigned to the general fund unless statutorily required to be credited to a specific fund. By policy of the Board of Education, investment earnings are assigned to the general fund. Interest revenue credited to the general fund during fiscal year 2020 amounted to \$75,265 which includes \$25,994 assigned from other funds.

For presentation on the basic financial statements, investments of the cash management pool and investments with original maturities of three months or less at the time they are purchased by the District are considered to be cash equivalents. Investments with an initial maturity of more than three months are reported as investments.

An analysis of the District's investment account at fiscal year-end is provided in Note 4.

**G. Inventory**

On government-wide and fund financial statements, purchased inventories are presented at the lower of cost or market and donated commodities are presented at their entitlement value. Inventories are recorded on a first-in, first-out basis and are expensed/expended when used. Inventories are accounted for using the consumption method on both the fund financial statements and the government-wide statements.

On the fund financial statements, reported materials and supplies inventory is equally offset by nonspendable fund balance in the governmental funds, which indicates that it does not constitute available spendable resources even though it is a component of net current assets.

Inventory consists of expendable supplies held for consumption, donated food, and purchased food.

**H. Capital Assets**

General capital assets are those assets specifically related to governmental activities. These assets generally result from expenditures in the governmental funds. These assets are reported in the governmental activities column of the government-wide statement of net position, but are not reported in the fund financial statements.

**SOUTH RANGE LOCAL SCHOOL DISTRICT  
MAHONING COUNTY, OHIO**

NOTES TO THE BASIC FINANCIAL STATEMENTS  
FOR THE FISCAL YEAR ENDED JUNE 30, 2020

**NOTE 2 - SUMMARY OF SIGNIFICANT ACCOUNTING POLICIES - (Continued)**

All capital assets are capitalized at cost (or estimated historical cost) and updated for additions and disposals during the year. Donated capital assets are recorded at their acquisition value. The District maintains its capitalization threshold at \$2,500. Improvements are capitalized; the costs of normal maintenance and repairs that do not add to the value of the asset or materially extend an asset's life are not. The District does not possess infrastructure.

All reported capital assets except land are depreciated. Improvements are depreciated over the remaining useful lives of the related capital assets. Depreciation is computed using the straight-line method over the following useful lives:

<u>Description</u>	<u>Governmental Activities Estimated Lives</u>
Land improvements	5 - 20 years
Buildings and improvements	20 - 50 years
Furniture and equipment	5 - 20 years
Vehicles	5 - 10 years

**I. Interfund Balances**

On fund financial statements, receivables and payables resulting from short-term interfund loans are classified as "interfund loans receivable/payable". The "interfund loans receivable/payable" balance is eliminated in the governmental activities column on the statement of net position.

**J. Compensated Absences**

Compensated absences of the District consist of vacation leave and sick leave liability to the extent that payments to the employee for these absences are attributable to services already rendered and are not contingent on a specific event that is outside the control of the District and the employee.

In accordance with the provisions of GASB Statement No. 16, "Accounting for Compensated Absences", a liability for vacation leave is accrued if a) the employees' rights to payment are attributable to services already rendered; and b) it is probable that the employer will compensate the employees for the benefits through paid time off or other means, such as cash payment at termination or retirement. An accrual for earned sick leave is made to the extent that it is probable that the benefits will result in termination (severance) payments. A liability for sick leave is accrued using the vesting method; i.e., the liability is based on the sick leave accumulated at June 30, 2020, by those employees who are currently eligible to receive termination (severance) payments, as well as those employees expected to become eligible in the future. For purposes of establishing a liability for sick leave on employees expected to become eligible to retire in the future, all employees age 50 or greater with at least 10 years of service and all employees with at least 20 years of service regardless of their age were considered expected to become eligible to retire in accordance with GASB Statement No. 16.

The total liability for vacation leave and sick leave payments has been calculated using pay rates in effect at June 30, 2020 and reduced to the maximum payment allowed by labor contract and/or statute, plus any applicable additional salary related payments.

The entire compensated absences liability is reported on the government-wide financial statements.

**SOUTH RANGE LOCAL SCHOOL DISTRICT  
MAHONING COUNTY, OHIO**

NOTES TO THE BASIC FINANCIAL STATEMENTS  
FOR THE FISCAL YEAR ENDED JUNE 30, 2020

**NOTE 2 - SUMMARY OF SIGNIFICANT ACCOUNTING POLICIES - (Continued)**

For governmental fund financial statements, the current portion of unpaid compensated absences is the amount expected to be paid using expendable available resources. These amounts are recorded in the account “compensated absences payable” in the funds from which the employees who have accumulated unpaid leave are paid. The noncurrent portion of the liability is not reported.

**K. Accrued Liabilities and Long-Term Obligations**

All payables, accrued liabilities and long-term obligations are reported in the government-wide financial statements.

In general, governmental fund payables and accrued liabilities that, once incurred, are paid in a timely manner and in full from current financial resources are reported as obligations of the funds. However, compensated absences that will be paid from governmental funds are reported as a liability in the fund financial statements only to the extent that they are due for payment during the current year. Bonds payable are recognized as a liability on the fund financial statements when due. Net pension/OPEB liability should be recognized in the governmental funds to the extent that benefit payments are due and payable and the pension/OPEB plan’s fiduciary net position is not sufficient for payment of those benefits.

**L. Fund Balance**

Fund balance is divided into five classifications based primarily on the extent to which the District is bound to observe constraints imposed upon the use of the resources in the governmental funds. The classifications are as follows:

*Nonspendable* - The nonspendable fund balance classification includes amounts that cannot be spent because they are not in spendable form or legally required to be maintained intact. The “not in spendable form” criterion includes items that are not expected to be converted to cash.

*Restricted* - Fund balance is reported as restricted when constraints are placed on the use of resources that are either externally imposed by creditors (such as through debt covenants), grantors, contributors, or laws or regulations of other governments, or imposed by law through constitutional provisions or enabling legislation.

*Committed* - The committed fund balance classification includes amounts that can be used only for the specific purposes imposed by a formal action (resolution) of the District Board of Education (the highest level of decision making authority). Those committed amounts cannot be used for any other purpose unless the District Board of Education removes or changes the specified use by taking the same type of action (resolution) it employed to previously commit those amounts. Committed fund balance also incorporates contractual obligations to the extent that existing resources in the fund have been specifically committed for use in satisfying those contractual requirements.

*Assigned* - Amounts in the assigned fund balance classification are intended to be used by the District for specific purposes, but do not meet the criteria to be classified as restricted nor committed. In governmental funds other than the general fund, assigned fund balance represents the remaining amount that is not restricted or committed. In the general fund, assigned amounts represent intended uses established by policies of the District Board of Education, which includes giving the Treasurer the authority to constrain monies for intended purposes.

**SOUTH RANGE LOCAL SCHOOL DISTRICT  
MAHONING COUNTY, OHIO**

NOTES TO THE BASIC FINANCIAL STATEMENTS  
FOR THE FISCAL YEAR ENDED JUNE 30, 2020

**NOTE 2 - SUMMARY OF SIGNIFICANT ACCOUNTING POLICIES - (Continued)**

*Unassigned* - Unassigned fund balance is the residual classification for the general fund and includes all spendable amounts not contained in the other classifications. In other governmental funds, the unassigned classification is only used to report a deficit fund balance resulting from overspending for specific purposes for which amounts had been restricted, committed, or assigned.

The District applies restricted resources first when expenditures are incurred for purposes for which restricted and unrestricted (committed, assigned, and unassigned) fund balance is available. Similarly, within unrestricted fund balance, committed amounts are reduced first followed by assigned, and then unassigned amounts when expenditures are incurred for purposes for which amounts in any of the unrestricted fund balance classifications could be used.

**M. Net Position**

Net position represents the difference between assets plus deferred outflows of resources and liabilities plus deferred inflows of resources. The net position component “net investment in capital assets,” consists of capital assets, net of accumulated depreciation, reduced by the outstanding balances of any borrowing or liabilities used for the acquisition, construction or improvement of those assets. Deferred outflows of resources and deferred inflows of resources that are attributable to the acquisition, construction or improvement of those assets or related debt also should be included in this component of net position. Net position is reported as restricted when there are limitations imposed on its use either through the enabling legislation adopted by the District or through external restrictions imposed by creditors, grantors or laws or regulations of other governments. The amount restricted for other purposes represents amounts restricted for food service operations.

The District applies restricted resources first when an expense is incurred for purposes for which both restricted and unrestricted net position is available.

**N. Prepayments**

Certain payments to vendors reflect the costs applicable to future accounting periods and are recorded as prepayments in both government-wide and fund financial statements. These items are reported as assets on the statement of net position/balance sheet using the consumption method. A current asset for the prepaid amounts is recorded at the time of the purchase and the expense/expenditure is reported in the year in which services are consumed. At fiscal year-end, because prepayments are not available to finance future governmental fund expenditures, the fund balance is considered nonspendable in an amount equal to the carrying value of the asset on the fund financial statements.

**O. Estimates**

The preparation of the basic financial statements in conformity with GAAP requires management to make estimates and assumptions that affect the amounts reported in the basic financial statements and accompanying notes. Actual results may differ from those estimates.

**P. Unamortized Bond Premium and Discount/Deferred Charges**

Bond premiums are deferred and amortized over the term of the bonds using the straight-line method, which approximates the effective interest method. Bond premiums are presented as an addition to the face amount of the bonds. On the governmental fund financial statements, bond premiums are recognized in the current period.

A reconciliation between the bonds face value and the amount reported on the statement of net position is presented in Note 10.

**SOUTH RANGE LOCAL SCHOOL DISTRICT  
MAHONING COUNTY, OHIO**

NOTES TO THE BASIC FINANCIAL STATEMENTS  
FOR THE FISCAL YEAR ENDED JUNE 30, 2020

**NOTE 2 - SUMMARY OF SIGNIFICANT ACCOUNTING POLICIES - (Continued)**

For advance refundings resulting in the defeasance of debt, the difference between the reacquisition price and the net carrying amount of the old debt is deferred and amortized as a component of interest expense. This deferred amount is amortized over the remaining life of the old debt or the life of the new debt, whichever is shorter, and is presented as deferred outflows of resources on the statement of net position.

**Q. Interfund Activity**

Exchange transactions between funds are reported as revenues in the seller funds and as expenses/expenditures in the purchaser funds. Flows of cash or goods from one fund to another without a requirement for repayment are reported as interfund transfers. Interfund transfers are reported as other financing sources/uses in governmental funds. Repayments from funds responsible for particular expenses/expenditures to the funds that initially paid for them are not presented on the basic financial statements.

**R. Pensions/Other Postemployment Benefits (OPEB)**

For purposes of measuring the net pension/OPEB liability, net OPEB asset, deferred outflows of resources and deferred inflows of resources related pensions/OPEB, and pension/OPEB expense, information about the fiduciary net position of the pension/OPEB plans and additions to/deductions from their fiduciary net position have been determined on the same basis as they are reported by the pension/OPEB plan. For this purpose, benefit payments (including refunds of employee contributions) are recognized when due and payable in accordance with the benefit terms. The pension/OPEB plans report investments at fair value.

**S. Extraordinary and Special Items**

Extraordinary items are transactions or events that are both unusual in nature and infrequent in occurrence. Special items are transactions or events that are within the control of the Board of Education and that are either unusual in nature or infrequent in occurrence. Neither type of transaction occurred during fiscal year 2020.

**T. Fair Value**

The District categorizes its fair value measurements within the fair value hierarchy established by generally accepted accounting principles. The hierarchy is based on the valuation inputs used to measure the fair value of the asset. Level 1 inputs are quoted prices in active markets for identical assets; Level 2 inputs are significant other observable inputs; Level 3 inputs are significant unobservable inputs.

**NOTE 3 - ACCOUNTABILITY AND COMPLIANCE**

**A. Change in Accounting Principles**

For fiscal year 2020, the District has implemented GASB Statement No. 84, "*Fiduciary Activities*" and GASB Statement No. 90, "*Majority Equity Interests - an amendment to GASB Statements No. 14 and No. 61*".

GASB Statement No. 84 establishes specific criteria for identifying activities that should be reported as fiduciary activities and clarifies whether and how business-type activities should report their fiduciary activities. Due to the implementation of GASB Statement No. 84, the District will no longer be reporting agency funds. The District reviewed its agency funds and certain funds will be reported in the new fiduciary classification of custodial funds, while other funds have been reclassified as governmental. These fund reclassifications resulted in the restatement of the District's financial statements.

**SOUTH RANGE LOCAL SCHOOL DISTRICT  
MAHONING COUNTY, OHIO**

NOTES TO THE BASIC FINANCIAL STATEMENTS  
FOR THE FISCAL YEAR ENDED JUNE 30, 2020

**NOTE 3 - ACCOUNTABILITY AND COMPLIANCE - (Continued)**

GASB Statement No. 90 improves the consistency and comparability of reporting a government's majority equity interest in a legally separate organization and improve the relevance of financial statement information for certain component units. It defines a majority equity interest and specifies that a majority equity interest in a legally separate organization should be reported as an investment if a government's holding of the equity interest meets the definition of an investment. The implementation of GASB Statement No. 90 did not have an effect on the financial statements of the District.

**B. Restatement of Net Position and Fund Balances**

The implementation of GASB 84 had the following effect on fund balance as reported at June 30, 2019:

	General	Bond Retirement	Other Governmental Funds	Total Governmental Funds
Fund Balance as previously reported	\$ 1,605,084	\$ 1,282,780	\$ 187,980	\$ 3,075,844
GASB Statement No. 84	-	-	75,065	75,065
Restated Fund Balance, at June 30, 2019	<u>\$ 1,605,084</u>	<u>\$ 1,282,780</u>	<u>\$ 263,045</u>	<u>\$ 3,150,909</u>

The implementation of the GASB 84 pronouncement had the following effect on the net position as reported at June 30, 2019:

	Governmental Activities
Net position as previously reported	\$ 5,124,906
GASB Statement No. 84	75,065
Restated net position at June 30, 2019	<u>\$ 5,199,971</u>

Due to the implementation of GASB Statement No.84, the new classification of custodial funds is reporting a beginning net position of \$0. Also, related to the implementation of GASB Statement No. 84, the District will no longer be reporting agency funds. At June 30, 2019, agency funds reported assets and liabilities of \$75,085.

**SOUTH RANGE LOCAL SCHOOL DISTRICT  
MAHONING COUNTY, OHIO**

**NOTES TO THE BASIC FINANCIAL STATEMENTS  
FOR THE FISCAL YEAR ENDED JUNE 30, 2020**

**NOTE 4 - DEPOSITS AND INVESTMENTS**

State statutes classify monies held by the District into three categories.

Active deposits are public deposits necessary to meet current demands on the treasury. Such monies must be maintained either as cash in the District treasury, in commercial accounts payable or withdrawable on demand, including negotiable order of withdrawal (NOW) accounts, or in money market deposit accounts.

Inactive deposits are public deposits that the Board of Education has identified as not required for use within the current five year period of designation of depositories. Inactive deposits must either be evidenced by certificates of deposit maturing not later than the end of the current period of designation of depositories, or by savings or deposit accounts including, but not limited to, passbook accounts.

Interim deposits are deposits of interim monies. Interim monies are those monies which are not needed for immediate use, but which will be needed before the end of the current period of designation of depositories.

Interim deposits must be evidenced by time certificates of deposit maturing not more than one year from the date of deposit or by savings or deposit accounts including passbook accounts.

Interim monies may be deposited or invested in the following securities:

1. United States Treasury Notes, Bills, Bonds, or any other obligation or security issued by the United States Treasury or any other obligation guaranteed as to principal and interest by the United States;
2. Bonds, notes, debentures, or any other obligations or securities issued by any federal government agency or instrumentality, including, but not limited to, the Federal National Mortgage Association, Federal Home Loan Bank, Federal Farm Credit Bank, Federal Home Loan Mortgage Corporation, and Government National Mortgage Association. All federal agency securities shall be direct issuances of federal government agencies or instrumentalities;
3. Written repurchase agreements in the securities listed above provided that the market value of the securities subject to the repurchase agreement must exceed the principal value of the agreement by at least two percent and be marked to market daily, and that the term of the agreement must not exceed thirty days;
4. Bonds and other obligations of the State of Ohio, and with certain limitations including a requirement for maturity within ten years from the date of settlement, bonds and other obligations of political subdivisions of the State of Ohio, if training requirements have been met;
5. Bonds and other obligations of the State of Ohio, and with certain limitations including a requirement for maturity within ten years from the date of settlement, bonds and other obligations of political subdivisions of the State of Ohio, if training requirements have been met;
6. No-load money market mutual funds consisting exclusively of obligations described in items (1) and (2) above and repurchase agreements secured by such obligations, provided that investments in securities described in this division are made only through eligible institutions;
7. The State Treasurer's investment pool, the State Treasurer Asset Reserve of Ohio (STAR Ohio);
8. Certain bankers' acceptances for a period not to exceed one hundred eighty days) and commercial paper notes (for a period not to exceed two hundred seventy days) in an amount not to exceed 40 percent of the interim monies available for investment at any one time if training requirements have been met; and,

**SOUTH RANGE LOCAL SCHOOL DISTRICT  
MAHONING COUNTY, OHIO**

NOTES TO THE BASIC FINANCIAL STATEMENTS  
FOR THE FISCAL YEAR ENDED JUNE 30, 2020

**NOTE 4 - DEPOSITS AND INVESTMENTS - (Continued)**

Protection of the deposits is provided by the Federal Deposit Insurance Corporation (FDIC), by eligible securities pledged by the financial institution as security for repayment, or by the financial institutions participation in the Ohio Pooled Collateral System (OPCS), a collateral pool of eligible securities deposited with a qualified trustee and pledged to the Treasurer of State to secure the repayment of all public monies deposited in the financial institution.

Investments in stripped principal or interest obligations, reverse repurchase agreements and derivatives are prohibited. The issuance of taxable notes for the purpose of arbitrage, the use of leverage and short selling are also prohibited. Except as noted above, an investment must mature within five years from the date of purchase unless matched to a specific obligation or debt of the District, and must be purchased with the expectation that it will be held to maturity. Investments may only be made through specified dealers and institutions. Payment for investments may be made only upon delivery of the securities representing the investments to the Treasurer or, if the securities are not represented by a certificate, upon receipt of confirmation of transfer from the custodian.

**A. Cash on Hand**

At fiscal year end, the District had \$780 in undeposited cash on hand, which is included on the financial statements of the District as part of “equity in pooled cash and cash equivalents”.

**B. Deposits with Financial Institutions**

At June 30, 2020, the carrying amount of all District deposits was \$4,564,308 and the bank balance of all District deposits was \$4,605,810. Of the bank balance, \$1,394,521 was exposed to custodial risk as discussed below because those deposits were uninsured and uncollateralized and \$3,211,289 was covered by the FDIC.

Custodial credit risk is the risk that, in the event of bank failure, the District will not be able to recover deposits or collateral securities that are in the possession of an outside party. The District has no deposit policy for custodial credit risk beyond the requirements of State statute. Ohio law requires that deposits either be insured or protected by (1) eligible securities pledged to the District and deposited with a qualified trustee by the financial institution as security for repayment whose market value at all times shall be at least 105 percent of the deposits being secured, or (2) participation in the Ohio Pooled Collateral System (OPCS), a collateral pool of eligible securities deposited with a qualified trustee and pledged to the Treasurer of State to secure the repayment of all public monies deposited in the financial institution. OPCS requires the total market value of the securities pledged to be 102 percent of the deposits being secured or a rate set by the Treasurer of State. For fiscal year 2020, the District’s financial institutions did not participate in the OPCS. Although all statutory requirements for the deposit of money had been followed, noncompliance with Federal requirements could potentially subject the District to a successful claim by the FDIC.

**C. Investments**

At June 30, 2020, the District had the following investments and maturities:

<u>Measurement/ Investment type</u>	<u>Measurement Value</u>	<u>Investment Maturity 6 months or less</u>
<i>Amortized cost:</i>		
STAR Ohio	<u>\$ 241,328</u>	<u>\$ 241,328</u>



**SOUTH RANGE LOCAL SCHOOL DISTRICT  
MAHONING COUNTY, OHIO**

NOTES TO THE BASIC FINANCIAL STATEMENTS  
FOR THE FISCAL YEAR ENDED JUNE 30, 2020

**NOTE 4 - DEPOSITS AND INVESTMENTS - (Continued)**

The District's investments in STAR Ohio are valued at the daily redemption value as reported by the underlying fund (Level 1 inputs).

*Interest Rate Risk:* Interest rate risk arises as potential purchasers of debt securities will not agree to pay face value for those securities if interest rates subsequently increase. As a means of limiting its exposure to fair value losses arising from rising interest rates and according to State law, the District's investment policy limits investment portfolio maturities to five years or less.

*Credit Risk:* Standard & Poor's has assigned STAR Ohio an AAAM money market rating. Ohio law requires that STAR Ohio maintain the highest rating provided by at least one nationally recognized standard rating service.

*Custodial Credit Risk:* For an investment, custodial credit risk is the risk that, in the event of the failure of the counterparty, the District will not be able to recover the value of its investments or collateral securities that are in the possession of an outside party. The District has no investment policy dealing with investment custodial risk beyond the requirement in State statute that prohibits payment for investments prior to the delivery of the securities representing such investments to the Treasurer or qualified trustee.

*Concentration of Credit Risk:* The District places no limit on the amount that may be invested in any one issuer. The following table includes the percentage of each investment type held by the District at June 30, 2020:

<u>Measurement/ Investment type</u>	<u>Measurement Value</u>	<u>% of Total</u>
<i>Amortized cost:</i>		
STAR Ohio	<u>\$ 241,328</u>	<u>100.00</u>

**D. Reconciliation of Cash and Investments to the Statement of Net Position**

The following is a reconciliation of cash and investments as reported in the note disclosure above to cash and investments as reported on the statement of net position at June 30, 2020:

<u>Cash and investments per note disclosure</u>	
Carrying amount of deposits	\$ 4,564,308
Investments	241,328
Cash on hand	<u>780</u>
Total	<u>\$ 4,806,416</u>
 <u>Cash and investments per statement of net position</u>	
Governmental activities	<u>\$ 4,806,416</u>

**NOTE 5 - INTERFUND TRANSACTIONS**

A. Interfund loans receivable/payable consisted of the following at June 30, 2020, as reported on the fund financial statements:

<u>Receivable fund</u>	<u>Payable fund</u>	<u>Amount</u>
General fund	Nonmajor governmental funds	<u>\$ 14,702</u>

**SOUTH RANGE LOCAL SCHOOL DISTRICT  
MAHONING COUNTY, OHIO**

NOTES TO THE BASIC FINANCIAL STATEMENTS  
FOR THE FISCAL YEAR ENDED JUNE 30, 2020

**NOTE 5 - INTERFUND TRANSACTIONS - (Continued)**

The primary purpose of interfund balances is to cover costs in specific funds where revenues were not received by June 30. The interfund balances will be repaid once the anticipated revenues are received. All interfund balances are expected to be repaid within one year.

Interfund balances between governmental funds are eliminated in the government-wide financial statements; therefore, no internal balances at June 30, 2020 are reported on the statement of net position.

- B.** Interfund transfers for the fiscal year ended June 30, 2020, consisted of the following, as reported on the fund financial statements:

Transfer from the general fund to:

Nonmajor governmental funds	<u>\$ 6,529</u>
-----------------------------	-----------------

Transfers are used to (1) move revenues from the fund that statute or budget required to collect them to the fund that statute or budget requires to expend them, (2) and to use unrestricted revenues collected in the general fund to finance various programs accounted for in other funds in accordance with budgetary authorization and approval from the budget commission. Transfers between governmental funds are eliminated on the statement of activities.

All transfers made in fiscal year 2020 were in accordance with Ohio Revised Code Sections 5705.14, 5705.15 and 5705.16. Interfund transfers between governmental funds are eliminated on the statement of activities.

**NOTE 6 - PROPERTY TAXES**

Property taxes are levied and assessed on a calendar year basis while the District fiscal year runs from July through June. First half tax collections are received by the District in the second half of the fiscal year. Second half tax distributions occur in the first half of the following fiscal year.

Property taxes include amounts levied against all real property and public utility property. Real property tax revenues received in calendar year 2020 represent the collection of calendar year 2019 taxes. Real property taxes received in calendar year 2020 were levied after April 1, 2019, on the assessed values as of January 1, 2019, the lien date. Assessed values for real property taxes are established by State statute at 35 percent of appraised market value. Real property taxes are payable annually or semiannually. If paid annually, payment is due December 31; if paid semiannually, the first payment is due December 31, with the remainder payable by June 20. Under certain circumstances, State statute permits alternate payment dates to be established. Public utility property tax revenues received in calendar year 2020 represent the collection of calendar year 2019 taxes. Public utility real and personal property taxes received in calendar year 2020 became a lien on December 31, 2018, were levied after April 1, 2019, and are collected with real property taxes. Public utility real property is assessed at 35 percent of true value; public utility tangible personal property is currently assessed at varying percentages of true value.

The District receives property taxes from Mahoning County. The County Auditor periodically advances to the District its portion of the taxes collected. Second-half real property tax payments collected by the County by June 30, 2020, are available to finance fiscal year 2020 operations. At the end of fiscal year 2020 the District had the following amounts available for advance: \$206,333 in the general fund, \$42,048 in the bond retirement fund, and \$6,919 in the classroom facilities fund (a nonmajor governmental fund). The amount of second-half real property taxes available for advance at fiscal year-end can vary based on the date the tax bills are sent.

**SOUTH RANGE LOCAL SCHOOL DISTRICT  
MAHONING COUNTY, OHIO**

NOTES TO THE BASIC FINANCIAL STATEMENTS  
FOR THE FISCAL YEAR ENDED JUNE 30, 2020

**NOTE 6 - PROPERTY TAXES - (Continued)**

Accrued property taxes receivable includes real property, public utility property and delinquent tangible personal property taxes which are measurable as of June 30, 2020 and for which there is an enforceable legal claim. Although total property tax collections for the next fiscal year are measurable, only the amount of real property taxes available as an advance at June 30 was levied to finance current fiscal year operations and is reported as revenue at fiscal year-end. The portion of the receivable not levied to finance current fiscal year operations is offset by a credit to deferred inflows.

On the accrual basis of accounting, collectible delinquent property taxes have been recorded as a receivable and revenue, while on a modified accrual basis of accounting the revenue has been reported as a deferred inflow.

The assessed values upon which the fiscal year 2020 taxes were collected are:

	2019 Second Half Collections		2020 First Half Collections	
	<u>Amount</u>	<u>Percent</u>	<u>Amount</u>	<u>Percent</u>
Agricultural/residential and other real estate	\$ 191,221,000	94.25	\$ 194,077,800	94.01
Public utility personal	<u>11,655,990</u>	<u>5.75</u>	<u>12,366,160</u>	<u>5.99</u>
Total	<u>\$ 202,876,990</u>	<u>100.00</u>	<u>\$ 206,443,960</u>	<u>100.00</u>
Tax rate per \$1,000 of assessed valuation for:				
General operations	\$47.60		\$47.50	
Bonded debt	6.20		6.00	
Classroom facilities maintenance	0.50		0.50	

**NOTE 7 - RECEIVABLES**

Receivables at June 30, 2020 consisted of property taxes, intergovernmental grants and entitlements. All receivables are considered collectible in full due to the ability to foreclose for the nonpayment of taxes, the stable condition of State programs, and the current year guarantee of federal funds. A list of the principal items of receivables reported on the statement of net position follows:

**Governmental activities:**

Property taxes	\$ 7,374,448
Intergovernmental	<u>120,239</u>
Total	<u>\$ 7,494,687</u>

Receivables have been disaggregated on the face of the basic financial statements. All receivables are expected to be collected within the subsequent year.

**SOUTH RANGE LOCAL SCHOOL DISTRICT  
MAHONING COUNTY, OHIO**

NOTES TO THE BASIC FINANCIAL STATEMENTS  
FOR THE FISCAL YEAR ENDED JUNE 30, 2020

**NOTE 8 - CAPITAL ASSETS**

Capital asset activity for the fiscal year ended June 30, 2020, was as follows:

	Balance <u>July 1, 2019</u>	<u>Additions</u>	<u>Disposals</u>	Balance <u>June 30, 2020</u>
<b>Governmental activities:</b>				
<i>Capital assets, not being depreciated:</i>				
Land	\$ 107,195	\$ -	\$ -	\$ 107,195
Total capital assets, not being depreciated	<u>107,195</u>	<u>-</u>	<u>-</u>	<u>107,195</u>
<i>Capital assets, being depreciated:</i>				
Land improvements	4,747,642	-	-	4,747,642
Buildings and improvements	35,753,302	-	-	35,753,302
Furniture and equipment	4,021,302	29,341	(9,798)	4,040,845
Vehicles	1,308,692	106,110	(85,410)	1,329,392
Total capital assets, being depreciated	<u>45,830,938</u>	<u>135,451</u>	<u>(95,208)</u>	<u>45,871,181</u>
<i>Less: accumulated depreciation:</i>				
Land improvements	(1,854,104)	(287,100)	-	(2,141,204)
Buildings and improvements	(8,640,843)	(932,737)	-	(9,573,580)
Furniture and equipment	(2,950,379)	(127,774)	5,486	(3,072,667)
Vehicles	(962,386)	(52,447)	82,316	(932,517)
Total accumulated depreciation	<u>(14,407,712)</u>	<u>(1,400,058)</u>	<u>87,802</u>	<u>(15,719,968)</u>
Governmental activities capital assets, net	<u>\$ 31,530,421</u>	<u>\$ (1,264,607)</u>	<u>\$ (7,406)</u>	<u>\$ 30,258,408</u>

Depreciation expense was charged to governmental activities as follows:

<u>Instruction:</u>	
Regular	\$ 1,270,822
Vocational	2,295
<u>Support services:</u>	
Instructional staff	10,150
Administration	7,470
Operations and maintenance	6,474
Pupil transportation	54,583
Extracurricular activities	28,756
Food service operations	<u>19,508</u>
Total depreciation expense	<u>\$ 1,400,058</u>

**NOTE 9 - CAPITALIZED LEASES - LESSEE DISCLOSURE**

During fiscal year 2015, the District entered into capitalized lease for copier equipment. This lease agreement met the criteria of a capital lease as defined by generally accepted accounting principles, which defines a capital lease generally as one which transfers benefits and risks of ownership to the lessee. Capital lease payments have been reclassified and are reflected as debt service expenditures in the financial statements for the governmental funds.

**SOUTH RANGE LOCAL SCHOOL DISTRICT  
MAHONING COUNTY, OHIO**

NOTES TO THE BASIC FINANCIAL STATEMENTS  
FOR THE FISCAL YEAR ENDED JUNE 30, 2020

**NOTE 9 - CAPITALIZED LEASES - LESSEE DISCLOSURE - (Continued)**

Capital assets consisting of copiers have been capitalized in the amount of \$68,464. This amount represents the present value of the minimum lease payments at the time of acquisition. As of June 30, 2020, the copiers were fully depreciated. The District made principal payments of \$2,568 during fiscal year 2020.

**NOTE 10 - LONG-TERM OBLIGATIONS**

**A. General Obligation Bonds - Series 2015**

On December 9, 2015, the District issued general obligation bonds (series 2015 refunding bonds) to advance refund a portion of the series 2007 general obligation current interest bonds in the amount of \$8,595,000. This refunded debt is considered defeased (in-substance) and accordingly, has been removed from the statement of net position.

The refunding issue is comprised of current interest bonds, par value \$8,560,000. The interest rates on the current interest bonds range from 2.00%-4.00%. Principal and interest payments are made from the bond retirement fund.

Interest payments on the current interest bonds are due on June 1 and December 1 of each year. The final maturity stated in the issue is December 1, 2032.

The net carrying amount of the old debt exceeded the reacquisition price by \$658,571. This amount is being netted against the new debt and amortized over the remaining life of the refunded debt, which is equal to the life of the new debt issued, as a deferred outflow of resources on the statement of net position.

This advance refunding was undertaken to reduce the combined total debt service payments by \$879,218 and resulted in a net present value economic gain of \$698,055.

A schedule of future debt service payments is as follows:

Fiscal Year	Current Interest Bonds		
Ending June 30,	Principal	Interest	Total
2021	\$ 505,000	\$ 268,913	\$ 773,913
2022	520,000	256,100	776,100
2023	535,000	244,250	779,250
2024	545,000	233,450	778,450
2025	555,000	216,900	771,900
2026 - 2030	3,110,000	753,300	3,863,300
2031 - 2034	2,180,000	133,000	2,313,000
Total	\$ 7,950,000	\$ 2,105,913	\$ 10,055,913

**B. General Obligation Bonds - Series 2016**

On February 4, 2016, the District issued general obligation bonds (series 2016 refunding bonds) to advance refund a portion of the series 2007 general obligation current interest bonds in the amount of \$2,625,000 and a portion of the series 2008 general obligation current interest bonds in the amount of \$4,425,000. This refunded debt is considered defeased (in-substance) and accordingly, has been removed from the statement of net position.

The refunding issue is comprised of current interest bonds, par value \$6,835,000. The interest rates on the current interest bonds range from .70%-2.60%. Principal and interest payments are made from the bond retirement fund.

**SOUTH RANGE LOCAL SCHOOL DISTRICT  
MAHONING COUNTY, OHIO**

NOTES TO THE BASIC FINANCIAL STATEMENTS  
FOR THE FISCAL YEAR ENDED JUNE 30, 2020

**NOTE 10 - LONG-TERM OBLIGATIONS - (Continued)**

Interest payments on the current interest bonds are due on June 1 and December 1 of each year. The final maturity stated in the issue is December 1, 2035.

The net carrying amount of the old debt exceeded the reacquisition price by \$219,815. This amount is being netted against the new debt and amortized over the remaining life of the refunded debt, which is equal to the life of the new debt issued, as a deferred outflow of resources on the statement of net position.

This advance refunding was undertaken to reduce the combined total debt service payments by \$892,705 and resulted in a net present value economic gain of \$668,072.

A schedule of future debt service payments is as follows:

Fiscal Year Ending June 30.	Current Interest Bonds		
	Principal	Interest	Total
2021	\$ 185,000	\$ 246,550	\$ 431,550
2022	185,000	242,850	427,850
2023	200,000	238,000	438,000
2024	200,000	231,000	431,000
2025	205,000	222,900	427,900
2026 - 2030	1,175,000	980,500	2,155,500
2031 - 2035	3,095,000	655,100	3,750,100
2036	<u>1,200,000</u>	<u>24,000</u>	<u>1,224,000</u>
Total	<u>\$ 6,445,000</u>	<u>\$ 2,840,900</u>	<u>\$ 9,285,900</u>

- C. For the fiscal year ended June 30, 2020, the following changes occurred in the governmental activities long-term obligations.

<b>Governmental activities:</b>	Balance			Balance June 30, 2020	Amount Due in One Year
	July 1, 2019	Increases	Decreases		
Refunding bonds - series 2015	\$ 8,450,000	\$ -	\$ (500,000)	\$ 7,950,000	\$ 505,000
Refunding bonds - series 2016	6,630,000	-	(185,000)	6,445,000	185,000
Net pension liability	14,089,144	-	(418,010)	13,671,134	-
Net OPEB liability	1,579,425	-	(238,257)	1,341,168	-
Capital lease obligation	2,568	-	(2,568)	-	-
Compensated absences	<u>798,448</u>	<u>194,191</u>	<u>(119,257)</u>	<u>873,382</u>	<u>77,762</u>
Total	<u>\$ 31,549,585</u>	<u>\$ 194,191</u>	<u>\$ (1,463,092)</u>	<u>30,280,684</u>	<u>\$ 767,762</u>
Add: unamortized premiums				<u>1,224,955</u>	
Total amount reported on the statement of net position				<u>\$ 31,505,639</u>	

*Net pension liability* – The District’s net pension liability is described in Note 12. The District pays obligations related to employee compensation from the fund benefitting from their service.

*Net OPEB liability/asset* – The District’s net OPEB liability is described in Note 13. The District pays obligations related to employee compensation from the fund benefitting from their service.

**SOUTH RANGE LOCAL SCHOOL DISTRICT  
MAHONING COUNTY, OHIO**

NOTES TO THE BASIC FINANCIAL STATEMENTS  
FOR THE FISCAL YEAR ENDED JUNE 30, 2020

**NOTE 10 - LONG-TERM OBLIGATIONS - (Continued)**

Capital Lease Obligation: Capital lease obligations will be paid from the general fund. See Note 9 for the obligations related to employee compensation from the fund benefitting from their service.

Compensated Absences: Compensated absences will be paid primarily from the general fund.

**D. Legal Debt Margins**

The Ohio Revised Code provides that voted net general obligation debt of the District shall never exceed 9% of the total assessed valuation of the District. The Code further provides that unvoted indebtedness shall not exceed 1/10 of 1% of the property valuation of the District. The Code additionally states that unvoted indebtedness related to energy conservation debt shall not exceed 9/10 of 1% of the property valuation of the District.

The assessed valuation used in determining the District's legal debt margins has been modified by House Bill 530, which became effective March 30, 2006. In accordance with House Bill 530, the assessed valuation used in the District's legal debt margin calculations excluded tangible personal property used in business, telephone or telegraph property, interexchange telecommunications company property, and personal property owned or leased by a railroad company and used in railroad operations.

The effects of these debt limitations at June 30, 2020 are a legal voted debt margin of \$5,536,790 (including available funds of \$1,351,834) and an unvoted debt margin of \$206,444.

**NOTE 11 - RISK MANAGEMENT**

**A. Comprehensive**

The District is exposed to various risks of loss related to torts, theft of, damage to, and destruction of assets; errors and omissions; injuries to employees; and natural disasters. The District maintains comprehensive commercial insurance coverage for real property, building contents, vehicles, electronic data processing equipment and instruments.

The comprehensive commercial insurance coverage limit is \$1,000,000 and a \$7,000,000 annual aggregate. The business auto coverage limit is \$1,000,000 for liability. The District has a liability insurance coverage limit of \$5,000,000 per claim and a \$7,000,000 annual aggregate.

Settled claims have not exceeded commercial coverage in any of the past three years. There has been no significant reduction in coverage from the prior year.

**B. Ohio School Benefits Cooperative (OSBC)**

The District has joined together with other school districts in Ohio to form the OSBC, a public entity shared risk pool, currently operating as a common risk management as well as fully funded large pool insurance program for nearly 50 member school districts. South Range is a fully funded member district.

Monthly premiums are calculated and set through an annual actuarial process based on claims and could change at renewal every October 1<sup>st</sup> up to a maximum of 15%. Our October 1, 2018 premium increased by 9%. The Consortium is responsible for paying health plan claims.

The District pays the health insurance premiums for 88% of medical premiums and 88% of dental premiums. Employees pay a 12% premium share of both.

**SOUTH RANGE LOCAL SCHOOL DISTRICT  
MAHONING COUNTY, OHIO**

**NOTES TO THE BASIC FINANCIAL STATEMENTS  
FOR THE FISCAL YEAR ENDED JUNE 30, 2020**

**NOTE 11 - RISK MANAGEMENT - (Continued)**

The health coverage is administered by Medical Mutual of Ohio, a third party administrator. The dental coverage is administered by Delta Dental, also as a third party administrator.

The Ohio Schools Council consortium provides the life insurance coverage through American United Life.

**C. Workers' Compensation**

The District participates in the Sheakley Inc. Workers' Compensation Group Rating Plan (GRP), an insurance purchasing pool (See Note 2.A). Each year, the participating school districts pay an enrollment fee to the GRP to cover the costs of administering the program.

The intent of the GRP is to achieve the benefit of a reduced premium for the District by virtue of its grouping and representation with other participants in the GRP. The workers' compensation experience of the participating school districts is calculated as one experience and a common premium rate is applied to all school districts in the GRP. Each participant pays its workers' compensation premium to the State based on the rate for the GRP rather than its individual rate. Total savings are then calculated and each participant's individual performance is compared to the overall savings percentage of the GRP. A participant will then either receive money from or be required to contribute to the "equity pooling fund". This "equity pooling" arrangement insures that each participant shares equally in the overall performance of the GRP. Participation in the GRP is limited to school districts that can meet the GRP's selection criteria. Sheakley, Inc. provides administrative, cost control and actuarial services to the GRP. Each year, the District pays an enrollment fee to the GRP to cover the costs of administering the program.

**NOTE 12 - DEFINED BENEFIT PENSION PLANS**

***Net Pension Liability***

The net pension liability reported on the statement of net position represents a liability to employees for pensions. Pensions are a component of exchange transactions—between an employer and its employees—of salaries and benefits for employee services. Pensions are provided to an employee—on a deferred-payment basis—as part of the total compensation package offered by an employer for employee services each financial period. The obligation to sacrifice resources for pensions is a present obligation because it was created as a result of employment exchanges that already have occurred.

The net pension liability represents the District's proportionate share of each pension plan's collective actuarial present value of projected benefit payments attributable to past periods of service, net of each pension plan's fiduciary net position. The net pension liability calculation is dependent on critical long-term variables, including estimated average life expectancies, earnings on investments, cost of living adjustments and others. While these estimates use the best information available, unknowable future events require adjusting this estimate annually.

The Ohio Revised Code limits the District's obligation for this liability to annually required payments. The District cannot control benefit terms or the manner in which pensions are financed; however, the District does receive the benefit of employees' services in exchange for compensation including pension.



**SOUTH RANGE LOCAL SCHOOL DISTRICT  
MAHONING COUNTY, OHIO**

NOTES TO THE BASIC FINANCIAL STATEMENTS  
FOR THE FISCAL YEAR ENDED JUNE 30, 2020

**NOTE 12 - DEFINED BENEFIT PENSION PLANS - (Continued)**

GASB 68 assumes the liability is solely the obligation of the employer, because (1) they benefit from employee services; and (2) State statute requires all funding to come from these employers. All contributions to date have come solely from these employers (which also includes costs paid in the form of withholdings from employees). State statute requires the pension plans to amortize unfunded liabilities within 30 years. If the amortization period exceeds 30 years, each pension plan’s board must propose corrective action to the State legislature. Any resulting legislative change to benefits or funding could significantly affect the net pension liability. Resulting adjustments to the net pension liability would be effective when the changes are legally enforceable.

The proportionate share of each plan’s unfunded benefits is presented as a long-term *net pension liability* on the accrual basis of accounting. Any liability for the contractually-required pension contribution outstanding at the end of the year is included in pension and postemployment benefits payable on both the accrual and modified accrual bases of accounting.

***Plan Description - School Employees Retirement System (SERS)***

Plan Description - The District non-teaching employees participate in SERS, a cost-sharing multiple-employer defined benefit pension plan administered by SERS. SERS provides retirement, disability and survivor benefits, annual cost-of-living adjustments, and death benefits to plan members and beneficiaries. Authority to establish and amend benefits is provided by Ohio Revised Code Chapter 3309. SERS issues a publicly available, stand-alone financial report that includes financial statements, required supplementary information and detailed information about SERS’ fiduciary net position. That report can be obtained by visiting the SERS website at [www.ohsers.org](http://www.ohsers.org) under Employers/Audit Resources.

Age and service requirements for retirement are as follows:

	Eligible to Retire on or before August 1, 2017 *	Eligible to Retire after August 1, 2017
Full benefits	Age 65 with 5 years of services credit; or Any age with 30 years of service credit	Age 67 with 10 years of service credit; or Age 57 with 30 years of service credit
Actuarially reduced benefits	Age 60 with 5 years of service credit; or Age 55 with 25 years of service credit	Age 62 with 10 years of service credit; or Age 60 with 25 years of service credit

\* Members with 25 years of service credit as of August 1, 2017 will be included in this plan.

Annual retirement benefits are calculated based on final average salary multiplied by a percentage that varies based on years of service; 2.2% for the first thirty years of service and 2.5% for years of service credit over 30. Final average salary is the average of the highest three years of salary.

Effective January 1, 2018, SERS cost-of-living adjustment (COLA) changed from a fixed 3% annual increase to one based on the Consumer Price Index (CPI-W) with a cap of 2.5% and a floor of 0%. SERS also has the authority to award or suspend the COLA, or to adjust the COLA above or below CPI-W. SERS suspended the COLA increases for 2018, 2019 and 2020 for current retirees, and confirmed their intent to implement a four-year waiting period for the state of a COLA for future retirees.

**SOUTH RANGE LOCAL SCHOOL DISTRICT  
MAHONING COUNTY, OHIO**

NOTES TO THE BASIC FINANCIAL STATEMENTS  
FOR THE FISCAL YEAR ENDED JUNE 30, 2020

**NOTE 12 - DEFINED BENEFIT PENSION PLANS - (Continued)**

Funding Policy - Plan members are required to contribute 10% of their annual covered salary and the District is required to contribute 14% of annual covered payroll. The contribution requirements of plan members and employers are established and may be amended by the SERS' Retirement Board up to statutory maximum amounts of 10% for plan members and 14% for employers. The Retirement Board, acting with the advice of the actuary, allocates the employer contribution rate among four of the System's funds (Pension Trust Fund, Death Benefit Fund, Medicare B Fund, and Health Care Fund). For the fiscal year ended June 30, 2020, the allocation to pension, death benefits, and Medicare B was 14.0%.

The District's contractually required contribution to SERS was \$259,207 for fiscal year 2020. Of this amount, \$10,205 is reported as pension and postemployment benefits payable.

***Plan Description - State Teachers Retirement System (STRS)***

Plan Description - Licensed teachers participate in STRS Ohio, a cost-sharing multiple-employer public employee retirement system administered by STRS. STRS provides retirement and disability benefits to members and death and survivor benefits to beneficiaries. STRS issues a stand-alone financial report that includes financial statements, required supplementary information and detailed information about STRS' fiduciary net position. That report can be obtained by writing to STRS, 275 E. Broad St., Columbus, OH 43215-3771, by calling (888) 227-7877, or by visiting the STRS website at [www.strsoh.org](http://www.strsoh.org).

New members have a choice of three retirement plans; a Defined Benefit (DB) Plan, a Defined Contribution (DC) Plan and a Combined Plan. Benefits are established by Ohio Revised Code Chapter 3307. The DB Plan offers an annual retirement allowance based on final average salary multiplied by a percentage that varies based on years of service. Effective August 1, 2015, the calculation will be 2.2% of final average salary for the five highest years of earnings multiplied by all years of service. Effective July 1, 2017, the cost-of-living adjustment was reduced to zero. Members are eligible to retire at age 60 with five years of qualifying service credit, or age 55 with 28 years of service, or 33 years of service regardless of age. Eligibility changes will be phased in until August 1, 2026, when retirement eligibility for unreduced benefits will be five years of service credit and age 65, or 35 years of service credit and at least age 60.

The DC Plan allows members to place all their member contributions and 9.53% of the 14% employer contributions into an investment account. Investment allocation decisions are determined by the member. The remaining 4.47% of the 14% employer rate is allocated to the defined benefit unfunded liability. A member is eligible to receive a retirement benefit at age 50 and termination of employment. The member may elect to receive a lifetime monthly annuity or a lump sum withdrawal.

The Combined Plan offers features of both the DB Plan and the DC Plan. In the Combined Plan, 12% of the 14% member rate goes to the DC Plan and the remaining 2% is applied to the DB Plan. Member contributions to the DC Plan are allocated among investment choices by the member, and contributions to the DB Plan from the employer and the member are used to fund the defined benefit payment at a reduced level from the regular DB Plan. The defined benefit portion of the Combined Plan payment is payable to a member on or after age 60 with five years of service. The defined contribution portion of the account may be taken as a lump sum payment or converted to a lifetime monthly annuity after termination of employment at age 50 or later.

New members who choose the DC Plan or Combined Plan will have another opportunity to reselect a permanent plan during their fifth year of membership. Members may remain in the same plan or transfer to another STRS plan. The optional annuitization of a member's defined contribution account or the defined contribution portion of a member's Combined Plan account to a lifetime benefit results in STRS bearing the risk of investment gain or loss on the account. STRS has therefore included all three plan options as one defined benefit plan for GASB 68 reporting purposes.

**SOUTH RANGE LOCAL SCHOOL DISTRICT  
MAHONING COUNTY, OHIO**

NOTES TO THE BASIC FINANCIAL STATEMENTS  
FOR THE FISCAL YEAR ENDED JUNE 30, 2020

**NOTE 12 - DEFINED BENEFIT PENSION PLANS - (Continued)**

A DB or Combined Plan member with five or more years of credited service who is determined to be disabled may qualify for a disability benefit. Eligible survivors of members who die before service retirement may qualify for monthly benefits. New members on or after July 1, 2013, must have at least ten years of qualifying service credit to apply for disability benefits. Members in the DC Plan who become disabled are entitled only to their account balance. If a member of the DC Plan dies before retirement benefits begin, the member's designated beneficiary is entitled to receive the member's account balance.

Funding Policy - Employer and member contribution rates are established by the State Teachers Retirement Board and limited by Chapter 3307 of the Ohio Revised Code. For fiscal year 2020, plan members were required to contribute 14% of their annual covered salary. The District was required to contribute 14%; the entire 14% was the portion used to fund pension obligations. The fiscal year 2020 contribution rates were equal to the statutory maximum rates.

The District's contractually required contribution to STRS was \$820,719 for fiscal year 2020. Of this amount, \$141,744 is reported as pension and postemployment benefits payable.

***Pension Liabilities, Pension Expense, and Deferred Outflows of Resources and Deferred Inflows of Resources Related to Pensions***

The net pension liability was measured as of June 30, 2019, and the total pension liability used to calculate the net pension liability was determined by an actuarial valuation as of that date. The District's proportion of the net pension liability was based on the District's share of contributions to the pension plan relative to the projected contributions of all participating entities.

Following is information related to the proportionate share and pension expense:

	<u>SERS</u>	<u>STRS</u>	<u>Total</u>
Proportion of the net pension liability prior measurement date	0.05603390%	0.04948199%	
Proportion of the net pension liability current measurement date	<u>0.05207970%</u>	<u>0.04772960%</u>	
Change in proportionate share	<u>-0.00395420%</u>	<u>-0.00175239%</u>	
Proportionate share of the net pension liability	\$ 3,116,020	\$ 10,555,114	\$ 13,671,134
Pension expense	\$ 411,867	\$ 1,349,550	\$ 1,761,417

**SOUTH RANGE LOCAL SCHOOL DISTRICT  
MAHONING COUNTY, OHIO**

NOTES TO THE BASIC FINANCIAL STATEMENTS  
FOR THE FISCAL YEAR ENDED JUNE 30, 2020

**NOTE 12 - DEFINED BENEFIT PENSION PLANS - (Continued)**

At June 30, 2020, the District reported deferred outflows of resources and deferred inflows of resources related to pensions from the following sources:

	<u>SERS</u>	<u>STRS</u>	<u>Total</u>
<b>Deferred outflows of resources</b>			
Differences between expected and actual experience	\$ 79,015	\$ 85,939	\$ 164,954
Changes of assumptions	-	1,239,902	1,239,902
Difference between employer contributions and proportionate share of contributions/ change in proportionate share	5,911	103,988	109,899
Contributions subsequent to the measurement date	<u>259,207</u>	<u>820,719</u>	<u>1,079,926</u>
Total deferred outflows of resources	<u>\$ 344,133</u>	<u>\$ 2,250,548</u>	<u>\$ 2,594,681</u>
<b>Deferred inflows of resources</b>			
Differences between expected and actual experience	\$ -	\$ 45,690	\$ 45,690
Net difference between projected and actual earnings on pension plan investments	39,999	515,877	555,876
Difference between employer contributions and proportionate share of contributions/ change in proportionate share	<u>134,608</u>	<u>380,479</u>	<u>515,087</u>
Total deferred inflows of resources	<u>\$ 174,607</u>	<u>\$ 942,046</u>	<u>\$ 1,116,653</u>

\$1,079,926 reported as deferred outflows of resources related to pension resulting from District contributions subsequent to the measurement date will be recognized as a reduction of the net pension liability in the year ending June 30, 2021.

Other amounts reported as deferred outflows of resources and deferred inflows of resources related to pension will be recognized in pension expense as follows:

	<u>SERS</u>	<u>STRS</u>	<u>Total</u>
Fiscal Year Ending June 30:			
2021	\$ 1,365	\$ 527,756	\$ 529,121
2022	(111,065)	94,341	(16,724)
2023	(2,661)	(124,983)	(127,644)
2024	22,680	(9,332)	13,348
2025	-	1	1
Total	<u>\$ (89,681)</u>	<u>\$ 487,783</u>	<u>\$ 398,102</u>

**SOUTH RANGE LOCAL SCHOOL DISTRICT  
MAHONING COUNTY, OHIO**

NOTES TO THE BASIC FINANCIAL STATEMENTS  
FOR THE FISCAL YEAR ENDED JUNE 30, 2020

**NOTE 12 - DEFINED BENEFIT PENSION PLANS - (Continued)**

***Actuarial Assumptions - SERS***

SERS' total pension liability was determined by their actuaries in accordance with GASB Statement No. 67, as part of their annual actuarial valuation for each defined benefit retirement plan. Actuarial valuations of an ongoing plan involve estimates of the value of reported amounts (e.g., salaries, credited service) and assumptions about the probability of occurrence of events far into the future (e.g., mortality, disabilities, retirements, employment termination). Actuarially determined amounts are subject to continual review and potential modifications, as actual results are compared with past expectations and new estimates are made about the future.

Projections of benefits for financial reporting purposes are based on the substantive plan (the plan as understood by the employers and plan members) and include the types of benefits provided at the time of each valuation and the historical pattern of sharing benefit costs between the employers and plan members to that point. The projection of benefits for financial reporting purposes does not explicitly incorporate the potential effects of legal or contractual funding limitations.

Actuarial calculations reflect a long-term perspective. For a newly hired employee, actuarial calculations will take into account the employee's entire career with the employer and also take into consideration the benefits, if any, paid to the employee after termination of employment until the death of the employee and any applicable contingent annuitant. In many cases actuarial calculations reflect several decades of service with the employer and the payment of benefits after termination.

Key methods and assumptions used in calculating the total pension liability in the latest actuarial valuation, prepared as of June 30, 2019, are presented below:

Wage inflation	3.00%
Future salary increases, including inflation	3.50% to 18.20%
COLA or ad hoc COLA	2.50%
Investment rate of return	7.50% net of investments expense, including inflation
Actuarial cost method	Entry age normal (level percent of payroll)

For 2019, the mortality rates were based on the RP-2014 Blue Collar Mortality Table with fully generational projection and a five-year age set-back for both males and females. Mortality among service retired members, and beneficiaries were based upon the RP-2014 Blue Collar Mortality Table with fully generational projection with Scale BB, 120% of male rates, and 110% of female rates. Mortality among disabled members was based upon the RP-2000 Disabled Mortality Table, 90% for male rates and 100% for female rates, set back five years is used for the period after disability retirement.

The most recent experience study was completed for the five year period ended June 30, 2015.

The long-term return expectation for the Pension Plan Investments has been determined using a building-block approach and assumes a time horizon, as defined in SERS' *Statement of Investment Policy*. A forecasted rate of inflation serves as the baseline for the return expectation. Various real return premiums over the baseline inflation rate have been established for each asset class. The long-term expected nominal rate of return has been determined by calculating a weighted average of the expected real return premiums for each asset class, adding the projected inflation rate, and adding the expected return from rebalancing uncorrelated asset classes.

**SOUTH RANGE LOCAL SCHOOL DISTRICT  
MAHONING COUNTY, OHIO**

NOTES TO THE BASIC FINANCIAL STATEMENTS  
FOR THE FISCAL YEAR ENDED JUNE 30, 2020

**NOTE 12 - DEFINED BENEFIT PENSION PLANS - (Continued)**

The target allocation and best estimates of arithmetic real rates of return for each major assets class are summarized in the following table:

Asset Class	Target Allocation	Long-Term Expected Real Rate of Return
Cash	1.00 %	0.50 %
US Equity	22.50	4.75
International Equity	22.50	7.00
Fixed Income	19.00	1.50
Private Equity	10.00	8.00
Real Assets	15.00	5.00
Multi-Asset Strategies	10.00	3.00
Total	<u>100.00 %</u>	

**Discount Rate** - The total pension liability was calculated using the discount rate of 7.50%. The projection of cash flows used to determine the discount rate assumed the contributions from employers and from the members would be computed based on contribution requirements as stipulated by State statute. Projected inflows from investment earning were calculated using the long-term assumed investment rate of return (7.50%). Based on those assumptions, the plan's fiduciary net position was projected to be available to make all future benefit payments of current plan members. Therefore, the long-term expected rate of return on pension plan investments was applied to all periods of projected benefits to determine the total pension liability.

**Sensitivity of the District's Proportionate Share of the Net Pension Liability to Changes in the Discount Rate** - Net pension liability is sensitive to changes in the discount rate, and to illustrate the potential impact the following table presents the net pension liability calculated using the discount rate of 7.50%, as well as what each plan's net pension liability would be if it were calculated using a discount rate that is one percentage point lower (6.50%), or one percentage point higher (8.50%) than the current rate.

	1% Decrease	Current Discount Rate	1% Increase
District's proportionate share of the net pension liability	\$ 4,366,658	\$ 3,116,020	\$ 2,067,203

**Actuarial Assumptions - STRS**

Key methods and assumptions used in the latest actuarial valuation, reflecting experience study results used in the July 1, 2019, actuarial valuation are presented below:

	July 1, 2019
Inflation	2.50%
Projected salary increases	12.50% at age 20 to 2.50% at age 65
Investment rate of return	7.45%, net of investment expenses, including inflation
Payroll increases	3.00%
Cost-of-living adjustments (COLA)	0.00%

**SOUTH RANGE LOCAL SCHOOL DISTRICT  
MAHONING COUNTY, OHIO**

NOTES TO THE BASIC FINANCIAL STATEMENTS  
FOR THE FISCAL YEAR ENDED JUNE 30, 2020

**NOTE 12 - DEFINED BENEFIT PENSION PLANS - (Continued)**

For the July 1, 2019, actuarial valuation, post-retirement mortality rates for healthy retirees are based on the RP-2014 Annuitant Mortality Table with 50% of rates through age 69, 70% of rates between ages 70 and 79, 90% of rates between ages 80 and 84, and 100% of rates thereafter, projected forward generationally using mortality improvement scale MP-2016. Post-retirement disabled mortality rates are based on the RP-2014 Disabled Mortality Table with 90% of rates for males and 100% of rates for females, projected forward generationally using mortality improvement scale MP-2016. Pre-retirement mortality rates are based on RP-2014 Employee Mortality Table, projected forward generationally using mortality improvement scale MP-2016.

Actuarial assumptions used in the July 1, 2019 valuation are based on the results of an actuarial experience study for the period July 1, 2011 through June 30, 2016.

STRS Ohio's investment consultant develops an estimate range for the investment return assumption based on the target allocation adopted by the Retirement Board. The target allocation and long-term expected rate of return for each major asset class are summarized as follows:

<u>Asset Class</u>	<u>Target Allocation*</u>	<u>Long-Term Expected Real Rate of Return **</u>
Domestic Equity	28.00 %	7.35 %
International Equity	23.00	7.55
Alternatives	17.00	7.09
Fixed Income	21.00	3.00
Real Estate	10.00	6.00
Liquidity Reserves	1.00	2.25
Total	<u>100.00 %</u>	

\*Target weights will be phased in over a 24-month period concluding on July 1, 2019.

\*\*10-Year geometric nominal returns, which include the real rate of return and inflation of 2.25% and does not include investment expenses. Over a 30-year period, STRS' investment consultant indicates that the above target allocations should generate a return above the actuarial rate of return, without net value added by management.

**Discount Rate** - The discount rate used to measure the total pension liability was 7.45% as of June 30, 2019. The projection of cash flows used to determine the discount rate assumes member and employer contributions will be made at the statutory contribution rates in accordance with rate increases described above. For this purpose, only employer contributions that are intended to fund benefits of current plan members and their beneficiaries are included. Projected employer contributions that are intended to fund the service costs of future plan members and their beneficiaries, as well as projected contributions from future plan members, are not included. Based on those assumptions, STRS' fiduciary net position was projected to be available to make all projected future benefit payments to current plan members as of June 30, 2019. Therefore, the long-term expected rate of return on pension plan investments of 7.45% was applied to all periods of projected benefit payment to determine the total pension liability as of June 30, 2019.

**SOUTH RANGE LOCAL SCHOOL DISTRICT  
MAHONING COUNTY, OHIO**

NOTES TO THE BASIC FINANCIAL STATEMENTS  
FOR THE FISCAL YEAR ENDED JUNE 30, 2020

**NOTE 12 - DEFINED BENEFIT PENSION PLANS - (Continued)**

*Sensitivity of the District's Proportionate Share of the Net Pension Liability to Changes in the Discount Rate* - The following table presents the District's proportionate share of the net pension liability calculated using the current period discount rate assumption of 7.45%, as well as what the District's proportionate share of the net pension liability would be if it were calculated using a discount rate that is one-percentage-point lower (6.45%) or one-percentage-point higher (8.45%) than the current rate:

	1% Decrease	Current Discount Rate	1% Increase
District's proportionate share of the net pension liability	\$ 15,425,124	\$ 10,555,114	\$ 6,432,402

**NOTE 13 - DEFINED BENEFIT OPEB PLANS**

*Net OPEB Liability/Asset*

The net OPEB liability/asset reported on the statement of net position represents a liability/asset to employees for OPEB. OPEB is a component of exchange transactions—between an employer and its employees—of salaries and benefits for employee services. OPEB are provided to an employee—on a deferred-payment basis—as part of the total compensation package offered by an employer for employee services each financial period. The obligation to sacrifice resources for OPEB is a present obligation because it was created as a result of employment exchanges that already have occurred.

The net OPEB liability/asset represents the District's proportionate share of each OPEB plan's collective actuarial present value of projected benefit payments attributable to past periods of service, net of each OPEB plan's fiduciary net position. The net OPEB liability/asset calculation is dependent on critical long-term variables, including estimated average life expectancies, earnings on investments, cost of living adjustments and others. While these estimates use the best information available, unknowable future events require adjusting these estimates annually.

The Ohio Revised Code limits the District's obligation for this liability to annually required payments. The District cannot control benefit terms or the manner in which OPEB are financed; however, the District does receive the benefit of employees' services in exchange for compensation including OPEB.

GASB 75 assumes the liability is solely the obligation of the employer, because they benefit from employee services. OPEB contributions come from these employers and health care plan enrollees which pay a portion of the health care costs in the form of a monthly premium. The Ohio Revised Code permits, but does not require, the retirement systems to provide healthcare to eligible benefit recipients. Any change to benefits or funding could significantly affect the net OPEB liability/asset. Resulting adjustments to the net OPEB liability/asset would be effective when the changes are legally enforceable. The retirement systems may allocate a portion of the employer contributions to provide for these OPEB benefits.

The proportionate share of each plan's unfunded/funded benefits is presented as a long-term *net OPEB liability* or *net OPEB asset* on the accrual basis of accounting. Any liability for the contractually-required OPEB contribution outstanding at the end of the year is included in pension and postemployment benefits payable on both the accrual and modified accrual bases of accounting.



**SOUTH RANGE LOCAL SCHOOL DISTRICT  
MAHONING COUNTY, OHIO**

NOTES TO THE BASIC FINANCIAL STATEMENTS  
FOR THE FISCAL YEAR ENDED JUNE 30, 2020

**NOTE 13 - DEFINED BENEFIT OPEB PLANS - (Continued)**

***Plan Description - School Employees Retirement System (SERS)***

Health Care Plan Description - The GDA contributes to the SERS Health Care Fund, administered by SERS for non-certificated retirees and their beneficiaries. For GASB 75 purposes, this plan is considered a cost-sharing other postemployment benefit (OPEB) plan. SERS' Health Care Plan provides healthcare benefits to eligible individuals receiving retirement, disability, and survivor benefits, and to their eligible dependents. Members who retire after June 1, 1986, need 10 years of service credit, exclusive of most types of purchased credit, to qualify to participate in SERS' health care coverage. In addition to age and service retirees, disability benefit recipients and beneficiaries who are receiving monthly benefits due to the death of a member or retiree, are eligible for SERS' health care coverage. Most retirees and dependents choosing SERS' health care coverage are over the age of 65 and therefore enrolled in a fully insured Medicare Advantage plan; however, SERS maintains a traditional, self-insured preferred provider organization for its non-Medicare retiree population. For both groups, SERS offers a self-insured prescription drug program. Health care is a benefit that is permitted, not mandated, by statute. The financial report of the Plan is included in the SERS Comprehensive Annual Financial Report which can be obtained on SERS' website at [www.ohsers.org](http://www.ohsers.org) under Employers/Audit Resources.

Access to health care for retirees and beneficiaries is permitted in accordance with Section 3309 of the Ohio Revised Code. The Health Care Fund was established and is administered in accordance with Internal Revenue Code Section 105(e). SERS' Retirement Board reserves the right to change or discontinue any health plan or program. Active employee members do not contribute to the Health Care Plan. The SERS Retirement Board established the rules for the premiums paid by the retirees for health care coverage for themselves and their dependents or for their surviving beneficiaries. Premiums vary depending on the plan selected, qualified years of service, Medicare eligibility, and retirement status.

Funding Policy - State statute permits SERS to fund the health care benefits through employer contributions. Each year, after the allocation for statutorily required pensions and benefits, the Retirement Board may allocate the remainder of the employer contribution of 14% of covered payroll to the Health Care Fund in accordance with the funding policy. For the fiscal year ended June 30, 2020, SERS did not allocate any employer contributions to post-employment health care. An additional health care surcharge on employers is collected for employees earning less than an actuarially determined minimum compensation amount, prorated if less than a full year of service credit was earned. For fiscal year 2020, this amount was \$19,600. Statutes provide that no employer shall pay a health care surcharge greater than 2% of that employer's SERS-covered payroll; nor may SERS collect in aggregate more than 1.5% of the total statewide SERS-covered payroll for the health care surcharge. For fiscal year 2020, the District's surcharge obligation was \$36,161.

The surcharge added to the allocated portion of the 14% employer contribution rate is the total amount assigned to the Health Care Fund. The District's contractually required contribution to SERS was \$36,161 for fiscal year 2020. This amount is reported as pension and postemployment benefits payable.

***Plan Description - State Teachers Retirement System (STRS)***

Plan Description – The State Teachers Retirement System of Ohio (STRS) administers a cost-sharing Health Plan administered for eligible retirees who participated in the defined benefit or combined pension plans offered by STRS. Ohio law authorizes STRS to offer this plan. Benefits include hospitalization, physicians' fees, prescription drugs and partial reimbursement of monthly Medicare Part B premiums. Medicare Part B premium reimbursements will be discontinued effective January 1, 2021. The Plan is included in the report of STRS which can be obtained by visiting [www.strsoh.org](http://www.strsoh.org) or by calling (888) 227-7877.

**SOUTH RANGE LOCAL SCHOOL DISTRICT  
MAHONING COUNTY, OHIO**

NOTES TO THE BASIC FINANCIAL STATEMENTS  
FOR THE FISCAL YEAR ENDED JUNE 30, 2020

**NOTE 13 - DEFINED BENEFIT OPEB PLANS - (Continued)**

Funding Policy – Ohio Revised Code Chapter 3307 authorizes STRS to offer the Plan and gives the Retirement Board discretionary authority over how much, if any, of the health care costs will be absorbed by STRS. Active employee members do not contribute to the Health Care Plan. Nearly all health care plan enrollees, for the most recent year, pay a portion of the health care costs in the form of a monthly premium. Under Ohio law, funding for post-employment health care may be deducted from employer contributions, currently 14% of covered payroll. For the fiscal year ended June 30, 2020, STRS did not allocate any employer contributions to post-employment health care.

***OPEB Liabilities/Assets, OPEB Expense, and Deferred Outflows of Resources and Deferred Inflows of Resources Related to OPEB***

The net OPEB liability/asset was measured as of June 30, 2019, and the total OPEB liability/asset used to calculate the net OPEB liability/asset was determined by an actuarial valuation as of that date. The District's proportion of the net OPEB liability/asset was based on the District's share of contributions to the respective retirement systems relative to the contributions of all participating entities.

Following is information related to the proportionate share and OPEB expense:

	<u>SERS</u>	<u>STRS</u>	<u>Total</u>
Proportion of the net OPEB liability/asset prior measurement date	0.05693120%	0.04948199%	
Proportion of the net OPEB liability/asset current measurement date	<u>0.05333120%</u>	<u>0.04772960%</u>	
Change in proportionate share	<u>-0.00360000%</u>	<u>-0.00175239%</u>	
Proportionate share of the net OPEB liability	\$ 1,341,168	\$ -	\$ 1,341,168
Proportionate share of the net OPEB asset	\$ -	\$ (790,517)	\$ (790,517)
OPEB expense	\$ 19,581	\$ (239,026)	\$ (219,445)

At June 30, 2020, the District reported deferred outflows of resources and deferred inflows of resources related to OPEB from the following sources:

	<u>SERS</u>	<u>STRS</u>	<u>Total</u>
<b>Deferred outflows of resources</b>			
Differences between expected and actual experience	\$ 19,688	\$ 71,665	\$ 91,353
Net difference between projected and actual earnings on OPEB plan investments	3,219	-	3,219
Changes of assumptions	97,957	16,617	114,574
Difference between employer contributions and proportionate share of contributions/ change in proportionate share	-	26,039	26,039
Contributions subsequent to the measurement date	<u>36,161</u>	<u>-</u>	<u>36,161</u>
Total deferred outflows of resources	<u>\$ 157,025</u>	<u>\$ 114,321</u>	<u>\$ 271,346</u>

**SOUTH RANGE LOCAL SCHOOL DISTRICT  
MAHONING COUNTY, OHIO**

NOTES TO THE BASIC FINANCIAL STATEMENTS  
FOR THE FISCAL YEAR ENDED JUNE 30, 2020

**NOTE 13 - DEFINED BENEFIT OPEB PLANS - (Continued)**

	<u>SERS</u>	<u>STRS</u>	<u>Total</u>
<b>Deferred inflows of resources</b>			
Differences between expected and actual experience	\$ 294,646	\$ 40,218	\$ 334,864
Net difference between projected and actual earnings on OPEB plan investments	-	49,649	49,649
Changes of assumptions	75,156	866,708	941,864
Difference between employer contributions and proportionate share of contributions/ change in proportionate share	<u>102,932</u>	<u>10,096</u>	<u>113,028</u>
Total deferred inflows of resources	<u>\$ 472,734</u>	<u>\$ 966,671</u>	<u>\$ 1,439,405</u>

\$36,161 reported as deferred outflows of resources related to OPEB resulting from District contributions subsequent to the measurement date will be recognized as a reduction of the net OPEB liability/asset in the year ending June 30, 2021. Other amounts reported as deferred outflows of resources and deferred inflows of resources related to OPEB will be recognized in OPEB expense as follows:

	<u>SERS</u>	<u>STRS</u>	<u>Total</u>
Fiscal Year Ending June 30:			
2021	\$ (99,410)	\$ (185,705)	\$ (285,115)
2022	(57,926)	(185,705)	(243,631)
2023	(56,982)	(165,804)	(222,786)
2024	(57,135)	(158,826)	(215,961)
2025	(55,064)	(156,906)	(211,970)
Thereafter	<u>(25,353)</u>	<u>596</u>	<u>(24,757)</u>
Total	<u>\$ (351,870)</u>	<u>\$ (852,350)</u>	<u>\$ (1,204,220)</u>

**Actuarial Assumptions - SERS**

The total OPEB liability is determined by SERS' actuaries in accordance with GASB Statement No. 74, as part of their annual actuarial valuation for each retirement plan. Actuarial valuations of an ongoing plan involve estimates of the value of reported amounts (e.g., salaries, credited service) and assumptions about the probability of occurrence of events far into the future (e.g., mortality, disabilities, retirements, employment terminations). Actuarially determined amounts are subject to continual review and potential modifications, as actual results are compared with past expectations and new estimates are made about the future.

Projections of benefits for financial reporting purposes are based on the substantive plan (the plan as understood by the employers and plan members) and include the types of benefits provided at the time of each valuation and the historical pattern of sharing benefit costs between the employers and plan members to that point. The projection of benefits for financial reporting purposes does not explicitly incorporate the potential effects of legal or contractual funding limitations.

Actuarial calculations reflect a long-term perspective. For a newly hired employee, actuarial calculations will take into account the employee's entire career with the employer and also take into consideration the benefits, if any, paid to the employee after termination of employment until the death of the employee and any applicable contingent annuitant. In many cases, actuarial calculations reflect several decades of service with the employer and the payment of benefits after termination.

**SOUTH RANGE LOCAL SCHOOL DISTRICT  
MAHONING COUNTY, OHIO**

NOTES TO THE BASIC FINANCIAL STATEMENTS  
FOR THE FISCAL YEAR ENDED JUNE 30, 2020

**NOTE 13 - DEFINED BENEFIT OPEB PLANS - (Continued)**

Key methods and assumptions used in calculating the total OPEB liability in the latest actuarial valuation date of June 30, 2019 are presented below:

Wage inflation	3.00%
Future salary increases, including inflation	3.50% to 18.20%
Investment rate of return	7.50% net of investments expense, including inflation
Municipal bond index rate:	
Measurement date	3.13%
Prior measurement date	3.62%
Single equivalent interest rate, net of plan investment expense, including price inflation:	
Measurement date	3.22%
Prior measurement date	3.70%
Medical trend assumption:	
Measurement date	
Medicare	5.25 to 4.75%
Pre-Medicare	7.00 to 4.75%
Prior measurement date	
Medicare	5.375 to 4.75%
Pre-Medicare	7.25 to 4.75%

Mortality rates were based on the RP-2014 Blue Collar Mortality Table with fully generational projection and Scale BB, 120% of male rates and 110% of female rates. RP-2000 Disabled Mortality Table with 90% for male rates and 100% for female rates set back five years.

The most recent experience study was completed for the five year period ended June 30, 2015.

The long-term expected rate of return on plan assets is reviewed as part of the actuarial five-year experience study. The most recent study covers fiscal years 2010 through 2015, and was adopted by the Board on April 21, 2016. Several factors are considered in evaluating the long-term rate of return assumption including long-term historical data, estimates inherent in current market data, and a log-normal distribution analysis in which best-estimate ranges of expected future real rates of return were developed by the investment consultant for each major asset class. These ranges were combined to produce the long-term expected rate of return, 7.50%, by weighting the expected future real rates of return by the target asset allocation percentage and then adding expected inflation. The capital market assumptions developed by the investment consultant are intended for use over a 10-year horizon and may not be useful in setting the long-term rate of return for funding pension plans which covers a longer timeframe. The assumption is intended to be a long-term assumption and is not expected to change absent a significant change in the asset allocation, a change in the inflation assumption, or a fundamental change in the market that alters expected returns in future years.

**SOUTH RANGE LOCAL SCHOOL DISTRICT  
MAHONING COUNTY, OHIO**

NOTES TO THE BASIC FINANCIAL STATEMENTS  
FOR THE FISCAL YEAR ENDED JUNE 30, 2020

**NOTE 13 - DEFINED BENEFIT OPEB PLANS - (Continued)**

The target asset allocation and best estimates of arithmetic real rates of return for each major asset class, as used in the June 30, 2015 five-year experience study, are summarized as follows:

Asset Class	Target Allocation	Long-Term Expected Real Rate of Return
Cash	1.00 %	0.50 %
US Equity	22.50	4.75
International Equity	22.50	7.00
Fixed Income	19.00	1.50
Private Equity	10.00	8.00
Real Assets	15.00	5.00
Multi-Asset Strategies	10.00	3.00
Total	<u>100.00 %</u>	

**Discount Rate** - The discount rate used to measure the total OPEB liability at June 30, 2019 was 3.22%. The discount rate used to measure total OPEB liability prior to June 30, 2019 was 3.70%. The projection of cash flows used to determine the discount rate assumed that contributions will be made from members and the System at the state statute contribution rate of 2.00% of projected covered employee payroll each year, which includes a 1.50% payroll surcharge and 0.50% of contributions from the basic benefits plan. Based on these assumptions, the OPEB plan's fiduciary net position was projected to become insufficient to make future benefit payments during the fiscal year ending June 30, 2025. Therefore, the long-term expected rate of return on OPEB plan assets was used to present value the projected benefit payments through the fiscal year ending June 30, 2024 and the Fidelity General Obligation 20-year Municipal Bond Index rate of 3.13%, as of June 30, 2019 (i.e. municipal bond rate), was used to present value the projected benefit payments for the remaining years in the projection. A municipal bond rate of 3.62% was used as of June 30, 2018. The total present value of projected benefit payments from all years was then used to determine the single rate of return that was used as the discount rate. The projection of future benefit payments for all current plan members was until the benefit payments ran out.

**Sensitivity of the District's Proportionate Share of the Net OPEB Liability to Changes in the Discount Rate and Changes in the Health Care Cost Trend Rates** - The net OPEB liability is sensitive to changes in the discount rate and the health care cost trend rate. The following table presents the net OPEB liability of SERS, what SERS' net OPEB liability would be if it were calculated using a discount rate that is 1 percentage point lower (2.22%) and higher (4.22%) than the current discount rate (3.22%). Also shown is what SERS' net OPEB liability would be based on health care cost trend rates that are 1 percentage point lower (6.00% decreasing to 3.75%) and higher (8.00% decreasing to 5.75%) than the current rate.

	1% Decrease	Current Discount Rate	1% Increase
District's proportionate share of the net OPEB liability	\$ 1,627,923	\$ 1,341,168	\$ 1,113,163
	1% Decrease	Current Trend Rate	1% Increase
District's proportionate share of the net OPEB liability	\$ 1,074,547	\$ 1,341,168	\$ 1,694,909

**SOUTH RANGE LOCAL SCHOOL DISTRICT  
MAHONING COUNTY, OHIO**

NOTES TO THE BASIC FINANCIAL STATEMENTS  
FOR THE FISCAL YEAR ENDED JUNE 30, 2020

**NOTE 13 - DEFINED BENEFIT OPEB PLANS - (Continued)**

***Actuarial Assumptions - STRS***

Key methods and assumptions used in the latest actuarial valuation, reflecting experience study results used in the July 1, 2019, actuarial valuation, compared with July 1, 2018, are presented below:

	July 1, 2019		July 1, 2018	
	Initial	Ultimate	Initial	Ultimate
Inflation	2.50%		2.50%	
Projected salary increases	12.50% at age 20 to 2.50% at age 65		12.50% at age 20 to 2.50% at age 65	
Investment rate of return	7.45%, net of investment expenses, including inflation		7.45%, net of investment expenses, including inflation	
Payroll increases	3.00%		3.00%	
Cost-of-living adjustments (COLA)	0.00%		0.00%	
Discounted rate of return	7.45%		7.45%	
Blended discount rate of return	N/A		N/A	
Health care cost trends				
Medical				
Pre-Medicare	5.87%	4.00%	6.00%	4.00%
Medicare	4.93%	4.00%	5.00%	4.00%
Prescription Drug				
Pre-Medicare	7.73%	4.00%	8.00%	4.00%
Medicare	9.62%	4.00%	-5.23%	4.00%

Projections of benefits include the historical pattern of sharing benefit costs between the employers and retired plan members.

For healthy retirees the mortality rates are based on the RP-2014 Annuitant Mortality Table with 50% of rates through age 69, 70% of rates between ages 70 and 79, 90% of rates between ages 80 and 84, and 100% of rates thereafter, projected forward generationally using mortality improvement scale MP-2016. For disabled retirees, mortality rates are based on the RP-2014 Disabled Mortality Table with 90% of rates for males and 100% of rates for females, projected forward generationally using mortality improvement scale MP-2016.

Actuarial assumptions used in the June 30, 2019 valuation are based on the results of an actuarial experience study for the period July 1, 2011 through June 30, 2016.

***Assumption Changes Since the Prior Measurement Date*** - There were no changes in assumptions since the prior measurement date of June 30, 2018.

***Benefit Term Changes Since the Prior Measurement Date*** - There was no change to the claims costs process. Claim curves were trended to the fiscal year ending June 30, 2020 to reflect the current price renewals. The non-Medicare subsidy percentage was increased effective January 1, 2020 from 1.944% to 1.984% per year of service. The non-Medicare frozen subsidy base premium was increased effective January 1, 2020. The Medicare subsidy percentages were adjusted effective January 1, 2021 to 2.1% for the Medicare plan. The Medicare Part B monthly reimbursement elimination date was postponed to January 1, 2021.

**SOUTH RANGE LOCAL SCHOOL DISTRICT  
MAHONING COUNTY, OHIO**

NOTES TO THE BASIC FINANCIAL STATEMENTS  
FOR THE FISCAL YEAR ENDED JUNE 30, 2020

**NOTE 13 - DEFINED BENEFIT OPEB PLANS - (Continued)**

STRS' investment consultant develops an estimate range for the investment return assumption based on the target allocation adopted by the Retirement Board. The target allocation and long-term expected rate of return for each major asset class are summarized as follows:

Asset Class	Target Allocation*	Long-Term Expected Real Rate of Return **
Domestic Equity	28.00 %	7.35 %
International Equity	23.00	7.55
Alternatives	17.00	7.09
Fixed Income	21.00	3.00
Real Estate	10.00	6.00
Liquidity Reserves	1.00	2.25
Total	<u>100.00 %</u>	

\* Target weights will be phased in over a 24-month period concluding on July 1, 2019.

\*\*10-Year geometric nominal returns, which include the real rate of return and inflation of 2.25% and does not include investment expenses. Over a 30-year period, STRS' investment consultant indicates that the above target allocations should generate a return above the actuarial rate of return, without net value added by management.

**Discount Rate** - The discount rate used to measure the total OPEB asset was 7.45% as of June 30, 2019. The projection of cash flows used to determine the discount rate assumes STRS Ohio continues to allocate no employer contributions to the health care fund. Based on these assumptions, the OPEB plan's fiduciary net position was projected to be available to make all projected future benefit payments to current plan members. Therefore, the long-term expected rate of return on health care plan investments of 7.45% was used to measure the total OPEB asset as of June 30, 2019.

**Sensitivity of the District's Proportionate Share of the Net OPEB Asset to Changes in the Discount and Health Care Cost Trend Rate** - The following table represents the net OPEB asset as of June 30, 2019, calculated using the current period discount rate assumption of 7.45%, as well as what the net OPEB asset would be if it were calculated using a discount rate that is one percentage point lower (6.45%) or one percentage point higher (8.45%) than the current assumption. Also shown is the net OPEB asset as if it were calculated using health care cost trend rates that are one percentage point lower or one percentage point higher than the current health care cost trend rates.

	1% Decrease	Current Discount Rate	1% Increase
	District's proportionate share of the net OPEB asset	\$ 674,549	\$ 790,517

	1% Decrease	Current Trend Rate	1% Increase
	District's proportionate share of the net OPEB asset	\$ 896,410	\$ 790,517

**SOUTH RANGE LOCAL SCHOOL DISTRICT  
MAHONING COUNTY, OHIO**

NOTES TO THE BASIC FINANCIAL STATEMENTS  
FOR THE FISCAL YEAR ENDED JUNE 30, 2020

**NOTE 14 - BUDGETARY BASIS OF ACCOUNTING**

While reporting financial position, results of operations, and changes in fund balance on the basis of generally accepted accounting principles (GAAP), the budgetary basis as provided by law is based upon accounting for certain transactions on a basis of cash receipts, disbursements and encumbrances.

The statement of revenues, expenditures and changes in fund balance - budget and actual (non-GAAP budgetary basis) presented for the general fund is presented on the budgetary basis to provide a meaningful comparison of actual results with the budget. The major differences between the budget basis and the GAAP basis are that:

- (a) Revenues and other financing sources are recorded when received in cash (budget basis) as opposed to when susceptible to accrual (GAAP basis);
- (b) Expenditures and other financing uses are recorded when paid in cash (budget basis) as opposed to when the liability is incurred (GAAP basis);
- (c) In order to determine compliance with Ohio law, and to reserve that portion of the applicable appropriation, total outstanding encumbrances (budget basis) are recorded as the equivalent of an expenditure, as opposed to assigned or committed fund balance for that portion of outstanding encumbrances not already recognized as an account payable (GAAP basis);
- (d) Advances-in and advances-out are operating transactions (budget basis) as opposed to balance sheet transactions (GAAP basis);
- (e) Investments are reported at fair value (GAAP basis) rather than cost (budget basis); and,
- (f) Some funds are included in the general fund (GAAP basis), but have separate legally adopted budgets (budget basis).

The adjustments necessary to convert the results of operations for the year on the budget basis to the GAAP basis for the general fund is as follows:

**Net Change in Fund Balance**

	<u>General fund</u>
Budget basis	\$ 243,517
Net adjustment for revenue accruals	161,708
Net adjustment for expenditure accruals	247,150
Net adjustment for other sources/uses	(157,746)
Funds budgeted elsewhere	6,844
Adjustment for encumbrances	56,047
GAAP basis	\$ 557,520

Certain funds that are legally budgeted in separate fund classifications are considered part of the general fund on a GAAP basis. This includes the uniform school supplies fund and public school support fund.



**SOUTH RANGE LOCAL SCHOOL DISTRICT  
MAHONING COUNTY, OHIO**

**NOTES TO THE BASIC FINANCIAL STATEMENTS  
FOR THE FISCAL YEAR ENDED JUNE 30, 2020**

**NOTE 15 - CONTINGENCIES**

**A. Grants**

The District receives significant financial assistance from numerous federal, State and local agencies in the form of grants. The disbursement of funds received under these programs generally requires compliance with terms and conditions specified in the grant agreements and are subject to audit by the grantor agencies. Any disallowed claims resulting from such audits could become a liability of the District. However, in the opinion of management, any such disallowed claims will not have a material effect on the financial position of the District.

**B. Litigation**

The District is involved in no material litigation as either plaintiff or defendant.

**C. Foundation Funding**

District Foundation funding is based on the annualized full-time equivalent (FTE) enrollment of each student. Effective for the 2019-2020 school year, traditional districts must comply with minimum hours of instruction, instead of a minimum number of school days each year. The funding formula the Ohio Department of Education (ODE) is legislatively required to follow will continue to adjust as enrollment information is updated by the District, which can extend past the fiscal year-end. As of the date of this report, ODE has not finalized the impact of enrollment adjustments to the June 30, 2020 Foundation funding for the District; therefore, the financial statement impact is not determinable at this time. ODE and management believe this will result in either a receivable to or liability of the District.

**D. COVID-19**

The United States and the State of Ohio declared a state of emergency in March 2020 due to the COVID-19 pandemic. The financial impact of COVID-19 and the ensuing emergency measures will impact subsequent periods of the District. The District's investment portfolio and the investments of the pension and other employee benefit plans are subject to increased market volatility, which could result in a significant decline in fair value, consistent with the general decline in financial markets. However, because the values of individual investments fluctuate with market conditions, the amount of losses that will be recognized in subsequent periods, if any, cannot be determined. In addition, the impact on the District's future operating costs, revenues, and any recovery from emergency funding, either federal or state, cannot be estimated.

**SOUTH RANGE LOCAL SCHOOL DISTRICT  
MAHONING COUNTY, OHIO**

NOTES TO THE BASIC FINANCIAL STATEMENTS  
FOR THE FISCAL YEAR ENDED JUNE 30, 2020

**NOTE 16 - SET-ASIDES**

The District is required by State law to annually set-aside certain general fund revenue amounts, as defined by statutory formula, for the acquisition and construction of capital improvements. Amounts not spent by the end of the fiscal year or offset by similarly restricted resources received during the year must be held in cash at fiscal year-end. This amount must be carried forward to be used for the same purpose in future years. Expenditures and other applicable offsets exceeding the set-aside requirement may not be carried forward to the next fiscal year.

The following cash-basis information describes the change in the fiscal year end set-aside amount for capital improvements. Disclosure of this information is required by State statute.

	<u>Capital Improvements</u>
Current year set-aside requirement	\$ 231,997
Current year offsets	(97,186)
Prior year offset from bond proceeds	<u>(134,811)</u>
Total	<u>\$ -</u>
Balance carried forward to fiscal year 2021	<u>\$ -</u>
Set-aside balance June 30, 2020	<u>\$ -</u>

During fiscal year 2008, the District issued \$20,399,996 in capital related school improvement bonds. The amount presented for prior year offset from bond proceeds is limited to an amount needed to reduce the capital improvements set-aside balance to \$0. The District is responsible for tracking the amount of bond proceeds that may be used as an offset in future periods, which was \$18,536,580 at June 30, 2020.

**NOTE 17 - COMMITMENTS**

The District utilizes encumbrance accounting as part of its budgetary controls. Encumbrances outstanding at year end may be reported as part of restricted, committed, or assigned classifications of fund balance. At year end, the District's commitments for encumbrances in the governmental funds were as follows:

	<u>Year End Encumbrances</u>
<u>Fund</u>	
General fund	\$ 56,087
Nonmajor governmental funds	<u>27,039</u>
Total	<u>\$ 83,126</u>

**REQUIRED SUPPLEMENTARY INFORMATION**

**SOUTH RANGE LOCAL SCHOOL DISTRICT  
MAHONING COUNTY, OHIO**

SCHEDULES OF REQUIRED SUPPLEMENTARY INFORMATION

SCHEDULE OF THE DISTRICT'S PROPORTIONATE SHARE OF  
THE NET PENSION LIABILITY  
SCHOOL EMPLOYEES RETIREMENT SYSTEM (SERS) OF OHIO

LAST SEVEN FISCAL YEARS

	<u>2020</u>	<u>2019</u>	<u>2018</u>	<u>2017</u>
District's proportion of the net pension liability	0.05207970%	0.05603390%	0.05571000%	0.05621130%
District's proportionate share of the net pension liability	\$ 3,116,020	\$ 3,209,165	\$ 3,328,549	\$ 4,114,148
District's covered payroll	\$ 1,803,600	\$ 1,884,519	\$ 1,843,571	\$ 1,754,379
District's proportionate share of the net pension liability as a percentage of its covered payroll	172.77%	170.29%	180.55%	234.51%
Plan fiduciary net position as a percentage of the total pension liability	70.85%	71.36%	69.50%	62.98%

Note: Information prior to 2014 was unavailable. Schedule is intended to show information for 10 years. Additional years will be displayed as they become available.

Amounts presented for each fiscal year were determined as of the District's measurement date which is the prior year-end.

SEE ACCOMPANYING NOTES TO THE REQUIRED SUPPLEMENTARY INFORMATION

<u>2016</u>	<u>2015</u>	<u>2014</u>
0.05542470%	0.05435200%	0.05435200%
\$ 3,162,587	\$ 2,750,724	\$ 3,232,139
\$ 1,668,574	\$ 1,579,372	\$ 1,477,204
189.54%	174.17%	218.80%
69.16%	71.70%	65.52%

**SOUTH RANGE LOCAL SCHOOL DISTRICT  
MAHONING COUNTY, OHIO**

SCHEDULES OF REQUIRED SUPPLEMENTARY INFORMATION

SCHEDULE OF THE DISTRICT'S PROPORTIONATE SHARE OF  
THE NET PENSION LIABILITY  
STATE TEACHERS RETIREMENT SYSTEM (STRS) OF OHIO

LAST SEVEN FISCAL YEARS

	<u>2020</u>	<u>2019</u>	<u>2018</u>	<u>2017</u>
District's proportion of the net pension liability	0.04772960%	0.04948199%	0.04892818%	0.04861427%
District's proportionate share of the net pension liability	\$ 10,555,114	\$ 10,879,979	\$ 11,622,994	\$ 16,272,662
District's covered payroll	\$ 5,621,186	\$ 5,770,921	\$ 5,522,357	\$ 5,122,043
District's proportionate share of the net pension liability as a percentage of its covered payroll	187.77%	188.53%	210.47%	317.70%
Plan fiduciary net position as a percentage of the total pension liability	77.40%	77.31%	75.30%	66.80%

Note: Information prior to 2014 was unavailable. Schedule is intended to show information for 10 years. Additional years will be displayed as they become available.

Amounts presented for each fiscal year were determined as of the District's measurement date which is the prior year-end.

SEE ACCOMPANYING NOTES TO THE REQUIRED SUPPLEMENTARY INFORMATION

<u>2016</u>	<u>2015</u>	<u>2014</u>
0.05025519%	0.05085122%	0.05085122%
\$ 13,889,065	\$ 12,368,777	\$ 14,733,606
\$ 5,275,243	\$ 5,195,592	\$ 5,531,415
263.29%	238.06%	266.36%
72.10%	74.70%	69.30%

**SOUTH RANGE LOCAL SCHOOL DISTRICT  
MAHONING COUNTY, OHIO**

SCHEDULES OF REQUIRED SUPPLEMENTARY INFORMATION

SCHEDULE OF DISTRICT PENSION CONTRIBUTIONS  
SCHOOL EMPLOYEES RETIREMENT SYSTEM (SERS) OF OHIO

LAST TEN FISCAL YEARS

	<u>2020</u>	<u>2019</u>	<u>2018</u>	<u>2017</u>
Contractually required contribution	\$ 259,207	\$ 243,486	\$ 254,410	\$ 258,100
Contributions in relation to the contractually required contribution	<u>(259,207)</u>	<u>(243,486)</u>	<u>(254,410)</u>	<u>(258,100)</u>
Contribution deficiency (excess)	<u>\$ -</u>	<u>\$ -</u>	<u>\$ -</u>	<u>\$ -</u>
District's covered payroll	\$ 1,851,479	\$ 1,803,600	\$ 1,884,519	\$ 1,843,571
Contributions as a percentage of covered payroll	14.00%	13.50%	13.50%	14.00%

SEE ACCOMPANYING NOTES TO THE REQUIRED SUPPLEMENTARY INFORMATION



<u>2016</u>	<u>2015</u>	<u>2014</u>	<u>2013</u>	<u>2012</u>	<u>2011</u>
\$ 245,613	\$ 219,918	\$ 218,901	\$ 204,445	\$ 198,269	\$ 198,269
<u>(245,613)</u>	<u>(219,918)</u>	<u>(218,901)</u>	<u>(204,445)</u>	<u>(198,269)</u>	<u>(198,269)</u>
<u>\$ -</u>	<u>\$ -</u>	<u>\$ -</u>	<u>\$ -</u>	<u>\$ -</u>	<u>\$ -</u>
\$ 1,754,379	\$ 1,668,574	\$ 1,579,372	\$ 1,477,204	\$ 1,474,119	\$ 1,577,319
14.00%	13.18%	13.86%	13.84%	13.45%	12.57%

**SOUTH RANGE LOCAL SCHOOL DISTRICT  
MAHONING COUNTY, OHIO**

SCHEDULES OF REQUIRED SUPPLEMENTARY INFORMATION

SCHEDULE OF DISTRICT PENSION CONTRIBUTIONS  
STATE TEACHERS RETIREMENT SYSTEM (STRS) OF OHIO

	LAST TEN FISCAL YEARS			
	<u>2020</u>	<u>2019</u>	<u>2018</u>	<u>2017</u>
Contractually required contribution	\$ 820,719	\$ 786,966	\$ 807,929	\$ 773,130
Contributions in relation to the contractually required contribution	<u>(820,719)</u>	<u>(786,966)</u>	<u>(807,929)</u>	<u>(773,130)</u>
Contribution deficiency (excess)	<u>\$ -</u>	<u>\$ -</u>	<u>\$ -</u>	<u>\$ -</u>
District's covered payroll	\$ 5,862,279	\$ 5,621,186	\$ 5,770,921	\$ 5,522,357
Contributions as a percentage of covered payroll	14.00%	14.00%	14.00%	14.00%

SEE ACCOMPANYING NOTES TO THE REQUIRED SUPPLEMENTARY INFORMATION

<u>2016</u>	<u>2015</u>	<u>2014</u>	<u>2013</u>	<u>2012</u>	<u>2011</u>
\$ 717,086	\$ 738,534	\$ 675,427	\$ 719,084	\$ 755,189	\$ 790,387
<u>(717,086)</u>	<u>(738,534)</u>	<u>(675,427)</u>	<u>(719,084)</u>	<u>(755,189)</u>	<u>(790,387)</u>
<u>\$ -</u>	<u>\$ -</u>	<u>\$ -</u>	<u>\$ -</u>	<u>\$ -</u>	<u>\$ -</u>
\$ 5,122,043	\$ 5,275,243	\$ 5,195,592	\$ 5,531,415	\$ 5,809,146	\$ 6,079,900
14.00%	14.00%	13.00%	13.00%	13.00%	13.00%

**SOUTH RANGE LOCAL SCHOOL DISTRICT  
MAHONING COUNTY, OHIO**

SCHEDULES OF REQUIRED SUPPLEMENTARY INFORMATION

SCHEDULE OF THE DISTRICT'S PROPORTIONATE SHARE OF  
THE NET OPEB LIABILITY  
SCHOOL EMPLOYEES RETIREMENT SYSTEM (SERS) OF OHIO

LAST FOUR FISCAL YEARS

	<u>2020</u>	<u>2019</u>	<u>2018</u>	<u>2017</u>
District's proportion of the net OPEB liability	0.05333120%	0.05693120%	0.05667460%	0.05687997%
District's proportionate share of the net OPEB liability	\$ 1,341,168	\$ 1,579,425	\$ 1,520,997	\$ 1,621,289
District's covered payroll	\$ 1,803,600	\$ 1,884,519	\$ 1,843,571	\$ 1,754,379
District's proportionate share of the net OPEB liability as a percentage of its covered payroll	74.36%	83.81%	82.50%	92.41%
Plan fiduciary net position as a percentage of the total OPEB liability	15.57%	13.57%	12.46%	11.49%

Note: Information prior to 2017 was unavailable. Schedule is intended to show information for 10 years. Additional years will be displayed as they become available.

Amounts presented for each fiscal year were determined as of the District's measurement date which is the prior year-end.

SEE ACCOMPANYING NOTES TO THE REQUIRED SUPPLEMENTARY INFORMATION

**SOUTH RANGE LOCAL SCHOOL DISTRICT  
MAHONING COUNTY, OHIO**

SCHEDULES OF REQUIRED SUPPLEMENTARY INFORMATION

SCHEDULE OF THE DISTRICT'S PROPORTIONATE SHARE OF  
THE NET OPEB LIABILITY/ASSET  
STATE TEACHERS RETIREMENT SYSTEM (STRS) OF OHIO

LAST FOUR FISCAL YEARS

	<u>2020</u>	<u>2019</u>	<u>2018</u>	<u>2017</u>
District's proportion of the net OPEB liability/asset	0.04772960%	0.04948199%	0.04892818%	0.04861427%
District's proportionate share of the net OPEB liability/(asset)	\$ (790,517)	\$ (795,125)	\$ 1,908,997	\$ 2,599,904
District's covered payroll	\$ 5,621,186	\$ 5,770,921	\$ 5,522,357	\$ 5,122,043
District's proportionate share of the net OPEB liability/asset as a percentage of its covered payroll	14.06%	13.78%	34.57%	50.76%
Plan fiduciary net position as a percentage of the total OPEB liability/asset	174.70%	176.00%	47.10%	37.30%

Note: Information prior to 2017 was unavailable. Schedule is intended to show information for 10 years. Additional years will be displayed as they become available.

Amounts presented for each fiscal year were determined as of the District's measurement date which is the prior year-end.

SEE ACCOMPANYING NOTES TO THE REQUIRED SUPPLEMENTARY INFORMATION

**SOUTH RANGE LOCAL SCHOOL DISTRICT  
MAHONING COUNTY, OHIO**

SCHEDULES OF REQUIRED SUPPLEMENTARY INFORMATION

SCHEDULE OF DISTRICT OPEB CONTRIBUTIONS  
SCHOOL EMPLOYEES RETIREMENT SYSTEM (SERS) OF OHIO

LAST TEN FISCAL YEARS

	<u>2020</u>	<u>2019</u>	<u>2018</u>	<u>2017</u>
Contractually required contribution	\$ 36,161	\$ 41,381	\$ 40,556	\$ 22,496
Contributions in relation to the contractually required contribution	<u>(36,161)</u>	<u>(41,381)</u>	<u>(40,556)</u>	<u>(22,496)</u>
Contribution deficiency (excess)	<u>\$ -</u>	<u>\$ -</u>	<u>\$ -</u>	<u>\$ -</u>
District's covered payroll	\$ 1,851,479	\$ 1,803,600	\$ 1,884,519	\$ 1,843,571
Contributions as a percentage of covered payroll	1.95%	2.29%	2.15%	1.22%

SEE ACCOMPANYING NOTES TO THE REQUIRED SUPPLEMENTARY INFORMATION

<u>2016</u>	<u>2015</u>	<u>2014</u>	<u>2013</u>	<u>2012</u>	<u>2011</u>
\$ 28,421	\$ 40,374	\$ 29,804	\$ 26,156	\$ 33,712	\$ 47,694
<u>(28,421)</u>	<u>(40,374)</u>	<u>(29,804)</u>	<u>(26,156)</u>	<u>(33,712)</u>	<u>(47,694)</u>
<u>\$ -</u>	<u>\$ -</u>	<u>\$ -</u>	<u>\$ -</u>	<u>\$ -</u>	<u>\$ -</u>
\$ 1,754,379	\$ 1,668,574	\$ 1,579,372	\$ 1,477,204	\$ 1,474,119	\$ 1,577,319
1.62%	2.42%	1.89%	1.77%	2.29%	3.02%

**SOUTH RANGE LOCAL SCHOOL DISTRICT  
MAHONING COUNTY, OHIO**

SCHEDULES OF REQUIRED SUPPLEMENTARY INFORMATION

SCHEDULE OF DISTRICT OPEB CONTRIBUTIONS  
STATE TEACHERS RETIREMENT SYSTEM (STRS) OF OHIO

	LAST TEN FISCAL YEARS			
	<u>2020</u>	<u>2019</u>	<u>2018</u>	<u>2017</u>
Contractually required contribution	\$ -	\$ -	\$ -	\$ -
Contributions in relation to the contractually required contribution	<u>-</u>	<u>-</u>	<u>-</u>	<u>-</u>
Contribution deficiency (excess)	<u>\$ -</u>	<u>\$ -</u>	<u>\$ -</u>	<u>\$ -</u>
District's covered payroll	\$ 5,862,279	\$ 5,621,186	\$ 5,770,921	\$ 5,522,357
Contributions as a percentage of covered payroll	0.00%	0.00%	0.00%	0.00%

SEE ACCOMPANYING NOTES TO THE REQUIRED SUPPLEMENTARY INFORMATION



<u>2016</u>	<u>2015</u>	<u>2014</u>	<u>2013</u>	<u>2012</u>	<u>2011</u>
\$ -	\$ -	\$ 53,714	\$ 55,314	\$ 58,091	\$ 60,799
-	-	(53,714)	(55,314)	(58,091)	(60,799)
<u>\$ -</u>	<u>\$ -</u>	<u>\$ -</u>	<u>\$ -</u>	<u>\$ -</u>	<u>\$ -</u>
\$ 5,122,043	\$ 5,275,243	\$ 5,195,592	\$ 5,531,415	\$ 5,809,146	\$ 6,079,900
0.00%	0.00%	1.00%	1.00%	1.00%	1.00%

**SOUTH RANGE LOCAL SCHOOL DISTRICT  
MAHONING COUNTY, OHIO**

NOTES TO THE REQUIRED SUPPLEMENTARY INFORMATION  
FOR THE FISCAL YEAR ENDED JUNE 30, 2020

---

PENSION

---

*SCHOOL EMPLOYEES RETIREMENT SYSTEM (SERS) OF OHIO*

Changes in benefit terms: There were no changes in benefit terms from the amounts reported for fiscal years 2014-2017. For fiscal year 2018, SERS changed from a fixed 3% annual increase to a Cost of Living Adjustment (COLA) based on the changes in the Consumer Price Index (CPI-W), with a cap of 2.5% and a floor of 0%. There were no changes in benefit terms from the amounts previously reported for fiscal years 2019-2020.

Changes in assumptions: There were no changes in methods and assumptions used in the calculation of actuarial determined contributions for fiscal years 2014-2016. For fiscal year 2017, the following changes of assumptions affected the total pension liability since the prior measurement date: (a) the assumed rate of inflation was reduced from 3.25% to 3.00%, (b) payroll growth assumption was reduced from 4.00% to 3.50%, (c) assumed real wage growth was reduced from 0.75% to 0.50%, (d) Rates of withdrawal, retirement and disability were updated to reflect recent experience, (e) mortality among active members was updated to RP-2014 Blue Collar Mortality Table with fully generational projection and a five year age set-back for both males and females, (f) mortality among service retired members, and beneficiaries was updated to the following RP-2014 Blue Collar Mortality Table with fully generational projection with Scale BB, 120% of male rates, and 110% of female rates, (g) mortality among disabled members was updated to RP-2000 Disabled Mortality Table, 90% for male rates and 100% for female rates, set back five years is used for the period after disability retirement and (h) the discount rate was reduced from 7.75% to 7.50%. There were no changes in methods and assumptions used in the calculation of actuarial determined contributions for fiscal years 2018-2020.

*STATE TEACHERS RETIREMENT SYSTEM (STRS) OF OHIO*

Changes in benefit terms: There were no changes in benefit terms from the amounts reported for fiscal years 2014-2017. For fiscal year 2018, STRS decreased the Cost of Living Adjustment (COLA) to zero. There were no changes in benefit terms from amounts previously reported for fiscal years 2019-2020.

Changes in assumptions: There were no changes in methods and assumptions used in the calculation of actuarial determined contributions for fiscal years 2014-2017. For fiscal year 2018, the following changes of assumption affected the total pension liability since the prior measurement date: (a) the long term expected rate of return was reduced from 7.75% to 7.45%, (b) the inflation assumption was lowered from 2.75% to 2.50%, (c) the payroll growth assumption was lowered to 3.00%, (d) total salary increases rate was lowered by decreasing the merit component of the individual salary increases, in addition to a decrease of 0.25% due to lower inflation (e) the healthy and disabled mortality assumptions were updated to the RP-2014 mortality tables with generational improvement scale MP-2016 and (f) rates of retirement, termination and disability were modified to better reflect anticipated future experience. There were no changes in methods and assumptions used in the calculation of actuarial determined contributions for fiscal year 2020.

(Continued)

**SOUTH RANGE LOCAL SCHOOL DISTRICT  
MAHONING COUNTY, OHIO**

NOTES TO THE REQUIRED SUPPLEMENTARY INFORMATION (CONTINUED)  
FOR THE FISCAL YEAR ENDED JUNE 30, 2020

OTHER POSTEMPLOYMENT BENEFITS (OPEB)

---

*SCHOOL EMPLOYEES RETIREMENT SYSTEM (SERS) OF OHIO*

Changes in benefit terms: There were no changes in benefit terms from the amounts previously reported for fiscal years 2017-2020.

Changes in assumptions: There were no changes in methods and assumptions used in the calculation of actuarial determined contributions for fiscal year 2017. For fiscal year 2018, the following changes of assumptions affected the total OPEB liability since the prior measurement date: (a) assumed rate of inflation was reduced from 3.25% to 3.00%, (b) payroll growth assumption was reduced from 4.00% to 3.50%, (c) assumed real wage growth was reduced from 0.75% to 0.50%, (d) rates of withdrawal, retirement, and disability were updated to reflect recent experience, (e) mortality among active members was updated to the following: RP-2014 Blue Collar Mortality Table with fully generational projection and a five-year age set-back for both males and females, (f) mortality among service retired members, and beneficiaries was updated to the following: RP-2014 Blue Collar Mortality Table with fully generational projection with Scale BB, 120% of male rates, and 110% of female rates, (g) mortality among disabled members was updated to the following: RP-2000 Disabled Mortality Table, 90% for male rates and 100% for female rates, set back five years is used for the period after disability retirement, (h) the municipal bond index rate increased from 2.92% to 3.56% and (i) the single equivalent interest rate, net of plan investment expense, including price inflation increased from 2.98% to 3.63%. For fiscal year 2019, the following changes of assumptions affected the total OPEB liability since the prior measurement date: (a) the discount rate increased from 3.63% to 3.70%, (b) the health care cost trend rates for Medicare were changed from a range of 5.50%-5.00% to a range of 5.375%-4.75% and Pre-Medicare were changed from a range of 7.50%-5.00% to a range of 7.25%-4.75%, (c) the municipal bond index rate increased from 3.56% to 3.62% and (d) the single equivalent interest rate, net of plan investment expense, including price inflation increased from 3.63% to 3.70%. For fiscal year 2020, the following changes of assumptions affected the total OPEB liability since the prior measurement date: (a) the discount rate decreased from 3.70% to 3.22%, (b) the health care cost trend rates for Medicare were changed from a range of 5.375%-4.75% to a range of 5.25%-4.75% and Pre-Medicare were changed from a range of 7.25%-4.75% to a range of 7.00%-4.75%, (c) the municipal bond index rate decreased from 3.62% to 3.13% and (d) the single equivalent interest rate, net of plan investment expense, including price inflation decreased from 3.70% to 3.22%.

*STATE TEACHERS RETIREMENT SYSTEM (STRS) OF OHIO*

Changes in benefit terms: There were no changes in benefit terms from the amounts previously reported for fiscal year 2017. For fiscal year 2018, STRS reduced the subsidy multiplier for non-Medicare benefit recipients from 2.1% to 1.9% per year of service. Medicare Part B premium reimbursements were discontinued for certain survivors and beneficiaries and all remaining Medicare Part B premium reimbursements will be discontinued beginning January 2019. For fiscal year 2019, STRS increased the subsidy multiplier for non-Medicare benefit recipients from 1.9% to 1.944% per year of service effective January 1, 2019. The non-Medicare frozen subsidy base premium was increased January 1, 2019 and all remaining Medicare Part B premium reimbursements will be discontinued beginning January 1, 2020. For fiscal year 2020, STRS increase the subsidy percentage from 1.944% to 1.984% effective January 1, 2020. The Medicare subsidy percentages were adjusted effective January 1, 2021 to 2.1% for the Medicare plan. The Medicare Part B monthly reimbursement elimination date was postponed to January 1, 2021.

Changes in assumptions: There were no changes in methods and assumptions used in the calculation of actuarial determined contributions for fiscal year 2017. For fiscal year 2018, the following changes of assumption affected the total OPEB liability since the prior measurement date: (a) the discount rate was increased from 3.26% to 4.13% based on the methodology defined under GASB Statement No. 74, Financial Reporting for Postemployment Benefit Plans Other Than Pension Plans (OPEB), (b) the long term expected rate of return was reduced from 7.75% to 7.45%, (c) valuation year per capita health care costs were updated, and the salary scale was modified, (d) the percentage of future retirees electing each option was updated based on current data and the percentage of future disabled retirees and terminated vested participants electing health coverage were decreased and (e) the assumed mortality, disability, retirement, withdrawal and future health care cost trend rates were modified along with the portion of rebated prescription drug costs. For fiscal year 2019, the following changes of assumptions affected the total OPEB liability/asset since the prior measurement date: (a) the discount rate was increased from the blended rate of 4.13% to the long-term expected rate of return of 7.45% based on the methodology defined under GASB Statement No. 74, Financial Reporting for Postemployment Benefit Plans Other Than Pension Plans (OPEB) and (b) decrease in health care cost trend rates from 6.00%-11.00% initial; 4.50% ultimate down to Medical Pre-Medicare 6.00% and Medicare 5.00% initial; 4.00% ultimate and Prescription Drug Pre-Medicare 8.00% and Medicare (5.23%) initial; 4.00% ultimate. For fiscal year 2020, health care cost trend rates were changed to the following: medical pre-medicare from 6.00% initial - 4.00% ultimate down to 5.87% initial - 4.00% ultimate; medical medicare from 5.00% initial - 4.00% ultimate down to 4.93% initial - 4.00% ultimate; prescription drug pre-medicare from 8.00% initial - 4.00% ultimate down to 7.73% initial - 4.00% ultimate and (5.23%) initial - 4.00% ultimate up to 9.62% initial - 4.00% ultimate.

**This page intentionally left blank.**

# OHIO AUDITOR OF STATE KEITH FABER



Conference Center, Suite 154  
6000 Frank Ave. NW  
North Canton, OH 44720  
EastRegion@ohioauditor.gov  
(800) 443-9272

## INDEPENDENT AUDITOR'S REPORT ON INTERNAL CONTROL OVER FINANCIAL REPORTING AND ON COMPLIANCE AND OTHER MATTERS REQUIRED BY GOVERNMENT AUDITING STANDARDS

South Range Local School District  
Mahoning County  
11375 Columbiana Canfield Road, Suite B  
Canfield, Ohio 44406

To the Board of Education:

We have audited, in accordance with auditing standards generally accepted in the United States and the Comptroller General of the United States' *Government Auditing Standards*, the financial statements of the governmental activities, each major fund, and the aggregate remaining fund information of the South Range Local School District, Mahoning County, (the District) as of and for the year ended June 30, 2020, and the related notes to the financial statements, which collectively comprise the District's basic financial statements and have issued our report thereon dated July 16, 2021, wherein we noted the District adopted new accounting guidance in Governmental Accounting Standards Board (GASB) Statement No. 84, *Fiduciary Activities*. We also noted the financial impact of COVID-19 and the continuing emergency measures which may impact subsequent periods of the District.

### ***Internal Control Over Financial Reporting***

As part of our financial statement audit, we considered the District's internal control over financial reporting (internal control) as a basis for designing audit procedures appropriate in the circumstances to the extent necessary to support our opinions on the financial statements, but not to the extent necessary to opine on the effectiveness of the District's internal control. Accordingly, we have not opined on it.

A *deficiency in internal control* exists when the design or operation of a control does not allow management or employees, when performing their assigned functions, to prevent, or detect and timely correct misstatements. A *material weakness* is a deficiency, or combination of internal control deficiencies resulting in a reasonable possibility that internal control will not prevent or detect and timely correct a material misstatement of the District's financial statements. A *significant deficiency* is a deficiency, or a combination of deficiencies, in internal control that is less severe than a material weakness, yet important enough to merit attention by those charged with governance.

Our consideration of internal control was for the limited purpose described in the first paragraph of this section and was not designed to identify all internal control deficiencies that might be material weaknesses or significant deficiencies. Given these limitations, we did not identify any deficiencies in internal control that we consider material weaknesses. However, unidentified material weaknesses may exist.

***Compliance and Other Matters***

As part of reasonably assuring whether the District's financial statements are free of material misstatement, we tested its compliance with certain provisions of laws, regulations, contracts, and grant agreements, noncompliance with which could directly and materially affect the financial statements. However, opining on compliance with those provisions was not an objective of our audit and accordingly, we do not express an opinion. The results of our tests disclosed no instances of noncompliance or other matters we must report under *Government Auditing Standards*.

***Purpose of this Report***

This report only describes the scope of our internal control and compliance testing and our testing results, and does not opine on the effectiveness of the District's internal control or on compliance. This report is an integral part of an audit performed under *Government Auditing Standards* in considering the District's internal control and compliance. Accordingly, this report is not suitable for any other purpose.



Keith Faber  
Auditor of State  
Columbus, Ohio

July 16, 2021

# OHIO AUDITOR OF STATE KEITH FABER



**SOUTH RANGE LOCAL SCHOOL DISTRICT**

**MAHONING COUNTY**

**AUDITOR OF STATE OF OHIO CERTIFICATION**

This is a true and correct copy of the report, which is required to be filed pursuant to Section 117.26, Revised Code, and which is filed in the Office of the Ohio Auditor of State in Columbus, Ohio.



**Certified for Release 8/10/2021**

88 East Broad Street, Columbus, Ohio 43215  
Phone: 614-466-4514 or 800-282-0370

This report is a matter of public record and is available online at  
[www.ohioauditor.gov](http://www.ohioauditor.gov)