



OHIO AUDITOR OF STATE
KEITH FABER



**JACKSON LOCAL SCHOOL DISTRICT
STARK COUNTY
JUNE 30, 2020**

TABLE OF CONTENTS

TITLE	PAGE
Independent Auditor's Report	1
Prepared by Management:	
Management's Discussion and Analysis	5
Basic Financial Statements:	
Government-wide Financial Statements:	
Statement of Net Position	17
Statement of Activities.....	18
Fund Financial Statements:	
Balance Sheet	
Governmental Funds	19
Reconciliation of Total Governmental Fund Balances to Net Position of Governmental Activities	20
Statement of Revenues, Expenditures and Changes in Fund Balance Governmental Funds	21
Reconciliation of the Statement of Revenues, Expenditures and Changes in Fund Balances of Governmental Funds to the Statement of Activities.....	22
Statement of Revenues, Expenditures and Changes in Fund Balance - Budget (Non-GAAP Basis) and Actual General Fund.....	23
Statement of Changes in Fiduciary Net Position – Custodial Fund	24
Notes to the Basic Financial Statements.....	25

**JACKSON LOCAL SCHOOL DISTRICT
STARK COUNTY
JUNE 30, 2020**

**TABLE OF CONTENTS
(Continued)**

TITLE	PAGE
Required Supplementary Information:	
Schedule of the District's Proportionate Share of the Net Pension Liability	
School Employees Retirement System (SERS) of Ohio.....	72
State Teachers Retirement System (STRS) of Ohio	74
Schedule of the District's Pension Contributions	
School Employees Retirement System (SERS) of Ohio	76
State Teachers Retirement System (STRS) of Ohio.....	78
Schedule of the District's Proportionate Share of the Net OPEB Liability	
School Employees Retirement System (SERS) of Ohio.....	80
State Teachers Retirement System (STRS) of Ohio	81
Schedule of the District's OPEB Contributions	
School Employees Retirement System (SERS) of Ohio	82
State Teachers Retirement System (STRS) of Ohio.....	84
Notes to Required Supplementary Information	86
Schedule of Expenditures of Federal Awards	89
Notes to the Schedule of Expenditures of Federal Awards.....	90
Independent Auditor's Report on Internal Control Over Financial Reporting and on Compliance and Other Matters Required by <i>Government Auditing Standards</i>	91
Independent Auditor's Report on Compliance with Requirements Applicable to the Major Federal Program and on Internal Control Over Compliance Required by the Uniform Guidance.....	93
Schedule of Findings.....	95

OHIO AUDITOR OF STATE KEITH FABER



Conference Center, Suite 154
6000 Frank Ave. NW
North Canton, OH 44720
East Region@ohioauditor.gov
(800) 443-9272

INDEPENDENT AUDITOR'S REPORT

Jackson Local School District
Stark County
7602 Fulton Drive NW
Massillon, Ohio 44646

To the Board of Education:

Report on the Financial Statements

We have audited the accompanying financial statements of the governmental activities, each major fund, and the aggregate remaining fund information of the Jackson Local School District, Stark County, Ohio (the District), as of and for the year ended June 30, 2020, and the related notes to the financial statements, which collectively comprise the District's basic financial statements as listed in the table of contents.

Management's Responsibility for the Financial Statements

Management is responsible for preparing and fairly presenting these financial statements in accordance with accounting principles generally accepted in the United States of America; this includes designing, implementing, and maintaining internal control relevant to preparing and fairly presenting financial statements that are free from material misstatement, whether due to fraud or error.

Auditor's Responsibility

Our responsibility is to opine on these financial statements based on our audit. We audited in accordance with auditing standards generally accepted in the United States of America and the financial audit standards in the Comptroller General of the United States' *Government Auditing Standards*. Those standards require us to plan and perform the audit to reasonably assure the financial statements are free from material misstatement.

An audit requires obtaining evidence about financial statement amounts and disclosures. The procedures selected depend on our judgment, including assessing the risks of material financial statement misstatement, whether due to fraud or error. In assessing those risks, we consider internal control relevant to the District's preparation and fair presentation of the financial statements in order to design audit procedures that are appropriate in the circumstances, but not to the extent needed to opine on the effectiveness of the District's internal control. Accordingly, we express no such opinion. An audit also includes evaluating the appropriateness of management's accounting policies and the reasonableness of their significant accounting estimates, as well as our evaluation of the overall financial statement presentation.

We believe the audit evidence we obtained is sufficient and appropriate to support our audit opinions.

Opinion

In our opinion, the financial statements referred to above present fairly, in all material respects, the respective financial position of the governmental activities, each major fund, and the aggregate remaining fund information of the District, as of June 30, 2020, and the respective changes in financial position thereof and the budgetary comparison for the General fund thereof for the year then ended in accordance with the accounting principles generally accepted in the United States of America.

Emphasis of Matter

As discussed in Note 14 to the financial statements, the financial impact of COVID-19 and the continuing emergency measures may impact subsequent periods of the District. We did not modify our opinion regarding this matter.

Other Matters

Required Supplementary Information

Accounting principles generally accepted in the United States of America require this presentation to include *management's discussion and analysis*, and schedules of net pension and other post-employment benefit liabilities and pension and other post-employment benefit contributions listed in the table of contents, to supplement the basic financial statements. Although this information is not part of the basic financial statements, the Governmental Accounting Standards Board considers it essential for placing the basic financial statements in an appropriate operational, economic, or historical context. We applied certain limited procedures to the required supplementary information in accordance with auditing standards generally accepted in the United States of America, consisting of inquiries of management about the methods of preparing the information and comparing the information for consistency with management's responses to our inquiries, to the basic financial statements, and other knowledge we obtained during our audit of the basic financial statements. We do not opine or provide any assurance on the information because the limited procedures do not provide us with sufficient evidence to opine or provide any other assurance.

Supplementary and Other Information

Our audit was conducted to opine on the District's basic financial statements taken as a whole.

The Schedule of Expenditures of Federal Awards presents additional analysis as required by Title 2 U.S. Code of Federal Regulations (CFR) Part 200, Uniform Administrative Requirements, Cost Principles, and Audit Requirements for Federal Awards and is not a required part of the financial statements.

The schedules is management's responsibility, and derives from and relates directly to the underlying accounting and other records used to prepare the basic financial statements. We subjected this information to the auditing procedures we applied to the basic financial statements. We also applied certain additional procedures, including comparing and reconciling this information directly to the underlying accounting and other records used to prepare the basic financial statements or to the basic financial statements themselves in accordance with auditing standards generally accepted in the United States of America. In our opinion, this information is fairly stated in all material respects in relation to the basic financial statements taken as a whole.

Other Reporting Required by Government Auditing Standards

In accordance with *Government Auditing Standards*, we have also issued our report dated December 16, 2020, on our consideration of the District's internal control over financial reporting and our tests of its compliance with certain provisions of laws, regulations, contracts and grant agreements and other matters. That report describes the scope of our internal control testing over financial reporting and compliance, and the results of that testing, and does not opine on internal control over financial reporting or on compliance. That report is an integral part of an audit performed in accordance with *Government Auditing Standards* in considering the District's internal control over financial reporting and compliance.



Keith Faber
Auditor of State
Columbus, Ohio

December 16, 2020

This page intentionally left blank.

**JACKSON LOCAL SCHOOL DISTRICT
STARK COUNTY, OHIO**

MANAGEMENT'S DISCUSSION AND ANALYSIS
FOR THE FISCAL YEAR ENDED JUNE 30, 2020
(UNAUDITED)

The management's discussion and analysis of the Jackson Local School District's (the "District") financial performance provides an overall review of the District's financial activities for the fiscal year ended June 30, 2020. The intent of this discussion and analysis is to look at the District's financial performance as a whole; readers should also review the basic financial statements and the notes to the basic financial statements to enhance their understanding of the District's financial performance.

Financial Highlights

Key financial highlights for fiscal year 2020 are as follows:

- In total, net position of governmental activities decreased \$2,663,503 which represents a 15.03% decrease from June 30, 2019's restated net position.
- General revenues accounted for \$60,701,527 in revenue or 87.14% of all revenues. Program specific revenues in the form of charges for services and sales, operating grants and contributions and capital grants and contributions accounted for \$8,955,819 or 12.86% of total revenues of \$69,657,346.
- The District had \$72,320,849 in expenses related to governmental activities; \$8,955,819 of these expenses were offset by program specific charges for services and operating and capital grants and contributions. General revenues supporting governmental activities (primarily taxes and unrestricted grants and entitlements) were not adequate to provide for these programs.
- The District has two major funds: the general fund and capital projects fund. The general fund had \$59,702,981 in revenues and other financing sources and \$57,879,249 in expenditures. The general fund's fund balance increased \$1,844,671 from \$18,170,467 to \$20,015,138.
- The capital projects fund had \$7,326 in revenues and \$710,036 in expenditures. The fund balance of the capital projects fund decreased \$702,710 from \$14,606,647 to \$13,903,937.

Using these Basic Financial Statements

This annual report consists of a series of financial statements and notes to those statements. These statements are organized so the reader can understand the District as a financial whole, an entire operating entity. The statements then proceed to provide an increasingly detailed look at specific financial activities.

The *statement of net position* and *statement of activities* provide information about the activities of the whole District, presenting both an aggregate view of the District's finances and a longer-term view of those finances. Fund financial statements provide the next level of detail. For governmental funds, these statements tell how services were financed in the short-term as well as what remains for future spending. The fund financial statements also look at the District's most significant funds with all other nonmajor funds presented in total in one column. The District has two major funds: the general fund and capital projects fund.

Reporting the District as a Whole

Statement of Net Position and the Statement of Activities

While this document contains the large number of funds used by the District to provide programs and activities, the view of the District as a whole looks at all financial transactions and asks the question, "How did we do financially during fiscal year 2020?" The statement of net position and the statement of activities answer this question. These statements include *all assets, deferred outflows of resources, liabilities, deferred inflows of resources, revenues and expenses* using the *accrual basis of accounting* similar to the accounting used by most private-sector companies. This basis of accounting will take into account all of the current year's revenues and expenses regardless of when cash is received or paid.

**JACKSON LOCAL SCHOOL DISTRICT
STARK COUNTY, OHIO**

MANAGEMENT'S DISCUSSION AND ANALYSIS
FOR THE FISCAL YEAR ENDED JUNE 30, 2020
(UNAUDITED)

These two statements report the District's *net position* and changes in that net position. This change in net position is important because it tells the reader that, for the District as a whole, the *financial position* of the District has improved or diminished. The causes of this change may be the result of many factors, some financial, some not. Non-financial factors include the District's property tax base, current property tax laws in Ohio restricting revenue growth, facility conditions, required educational programs and other factors.

In the statement of net position and the statement of activities, the governmental activities include the District's programs and services, including instruction, support services, operation and maintenance of facilities, pupil transportation, extracurricular activities, and food service operations.

The District's statement of net position and statement of activities can be found on pages 17-18 of this report.

Reporting the District's Most Significant Funds

Fund Financial Statements

The analysis of the District's major governmental funds begins on page 12. Fund financial reports provide detailed information about the District's major funds. The District uses many funds to account for a multitude of financial transactions. However, these fund financial statements focus on the District's most significant funds. The District's major governmental funds are the general fund and capital projects fund.

Governmental Funds

Most of the District's activities are reported in governmental funds, which focus on how money flows into and out of those funds and the balances left at year-end available for spending in future periods. These funds are reported using an accounting method called *modified accrual* accounting, which measures cash and all other *financial assets* that can readily be converted to cash. The governmental fund financial statements provide a detailed *short-term* view of the District's general government operations and the basic services it provides. Governmental fund information helps you determine whether there are more or fewer financial resources that can be spent in the near future to finance educational programs. The relationship (or differences) between governmental *activities* (reported in the statement of net position and the statement of activities) and governmental *funds* is reconciled in the basic financial statements. The basic governmental fund financial statements can be found on pages 19-23 of this report.

Reporting the District's Fiduciary Responsibilities

The District acts in a trustee capacity as an agent for individuals, private organizations, other governmental units and/or other funds. These activities are reported in a custodial fund. The District's fiduciary activities are reported in separate statement of changes in fiduciary net position on page 24. These activities are excluded from the District's other financial statements because the assets cannot be utilized by the District to finance its operations.

Notes to the Basic Financial Statements

The notes provide additional information that is essential to a full understanding of the data provided in the government-wide and fund financial statements. These notes to the basic financial statements can be found on pages 25-69 of this report.

Required Supplementary Information

In addition to the basic financial statements and accompanying notes, this report also presents certain required supplementary information concerning the District's net pension liability and net OPEB liability/asset. The required supplementary information and notes can be found on pages 72-87 of this report.

**JACKSON LOCAL SCHOOL DISTRICT
STARK COUNTY, OHIO**

MANAGEMENT'S DISCUSSION AND ANALYSIS
FOR THE FISCAL YEAR ENDED JUNE 30, 2020
(UNAUDITED)

The District as a Whole

The statement of net position provides the perspective of the District as a whole.

The table below provides a summary of the District's net position at June 30, 2020 and June 30, 2019. The net position at June 30, 2019 has been restated as described in Note 3.B.

	Net Position	
	Governmental Activities <u>2020</u>	Restated Governmental Activities <u>2019</u>
<u>Assets</u>		
Current and other assets	\$ 93,271,513	\$ 94,444,709
Net OPEB asset	3,643,399	3,463,742
Capital assets, net	<u>76,181,381</u>	<u>77,272,320</u>
Total assets	<u>173,096,293</u>	<u>175,180,771</u>
<u>Deferred Outflows of Resources</u>		
Unamortized deferred loss on debt refunding	127,390	211,945
Pension	13,780,826	17,926,605
OPEB	<u>1,914,579</u>	<u>1,315,273</u>
Total deferred outflows of resources	<u>15,822,795</u>	<u>19,453,823</u>
<u>Liabilities</u>		
Current liabilities	7,699,957	6,317,814
Long-term liabilities:		
Due within one year	2,231,800	3,736,610
Due in more than one year:		
Net pension liability	64,052,524	61,500,210
Net OPEB liability	6,620,968	6,953,655
Other amounts	<u>36,746,033</u>	<u>38,684,857</u>
Total liabilities	<u>117,351,282</u>	<u>117,193,146</u>
<u>Deferred Inflows of Resources</u>		
Property taxes and PILOTs levied for next year	46,217,965	48,339,482
Unamortized deferred gain on debt refunding	96,828	105,484
Pension	3,617,404	4,905,831
OPEB	<u>6,581,145</u>	<u>6,372,684</u>
Total deferred inflows of resources	<u>56,513,342</u>	<u>59,723,481</u>
<u>Net Position</u>		
Net investment in capital assets	41,568,328	39,171,656
Restricted	5,264,500	5,598,029
Unrestricted	<u>(31,778,364)</u>	<u>(27,051,718)</u>
Total net position	<u>\$ 15,054,464</u>	<u>\$ 17,717,967</u>

**JACKSON LOCAL SCHOOL DISTRICT
STARK COUNTY, OHIO**

MANAGEMENT'S DISCUSSION AND ANALYSIS
FOR THE FISCAL YEAR ENDED JUNE 30, 2020
(UNAUDITED)

The net pension liability (NPL) is reported pursuant to GASB Statement 68, "Accounting and Financial Reporting for Pensions—an Amendment of GASB Statement 27" and the net OPEB liability/asset is reported pursuant to GASB Statement 75, "Accounting and Financial Reporting for Postemployment Benefits Other Than Pensions," which significantly revises accounting for costs and liabilities related to other postemployment benefits (OPEB). For reasons discussed below, many end users of this financial statement will gain a clearer understanding of the District's actual financial condition by adding deferred inflows related to pension and OPEB, the net pension liability and the net OPEB liability to the reported net position and subtracting deferred outflows related to pension and OPEB and net OPEB asset.

Governmental Accounting Standards Board standards are national and apply to all government financial reports prepared in accordance with generally accepted accounting principles. Prior accounting for pensions (GASB 27) and postemployment benefits (GASB 45) focused on a funding approach. This approach limited pension and OPEB costs to contributions annually required by law, which may or may not be sufficient to fully fund each plan's *net pension liability* or *net OPEB liability/asset*. GASB 68 and GASB 75 take an earnings approach to pension and OPEB accounting; however, the nature of Ohio's statewide pension/OPEB plans and state law governing those systems requires additional explanation in order to properly understand the information presented in these statements.

GASB 68 and GASB 75 require the net pension liability and the net OPEB liability to equal the District's proportionate share of each plan's collective:

1. Present value of estimated future pension/OPEB benefits attributable to active and inactive employees' past service.
2. Minus plan assets available to pay these benefits.

GASB notes that pension and OPEB obligations, whether funded or unfunded, are part of the "employment exchange" – that is, the employee is trading his or her labor in exchange for wages, benefits, and the promise of a future pension and other postemployment benefits. GASB noted that the unfunded portion of this promise is a present obligation of the government, part of a bargained-for benefit to the employee, and should accordingly be reported by the government as a liability since they received the benefit of the exchange. However, the District is not responsible for certain key factors affecting the balance of these liabilities. In Ohio, the employee shares the obligation of funding pension benefits with the employer. Both employer and employee contribution rates are capped by State statute. A change in these caps requires action of both Houses of the General Assembly and approval of the Governor. Benefit provisions are also determined by State statute. The Ohio revised Code permits, but does not require the retirement systems to provide healthcare to eligible benefit recipients. The retirement systems may allocate a portion of the employer contributions to provide for these OPEB benefits.

The employee enters the employment exchange with the knowledge that the employer's promise is limited not by contract but by law. The employer enters the exchange also knowing that there is a specific, legal limit to its contribution to the retirement system. In Ohio, there is no legal means to enforce the unfunded liability of the pension/OPEB plan *as against the public employer*. State law operates to mitigate/lessen the moral obligation of the public employer to the employee, because all parties enter the employment exchange with notice as to the law. The retirement system is responsible for the administration of the pension and OPEB plans.

Most long-term liabilities have set repayment schedules or, in the case of compensated absences (i.e. sick and vacation leave), are satisfied through paid time-off or termination payments. There is no repayment schedule for the net pension liability or the net OPEB liability/asset. As explained above, changes in benefits, contribution rates, and return on investments affect the balance of these liabilities but are outside the control of the local government. In the event that contributions, investment returns, and other changes are insufficient to keep up with required payments, State statute does not assign/identify the responsible party for the unfunded portion. Due to the unique nature of how the net pension liability and the net OPEB liability are satisfied, these liabilities are separately identified within the long-term liability section of the statement of net position.

**JACKSON LOCAL SCHOOL DISTRICT
STARK COUNTY, OHIO**

**MANAGEMENT'S DISCUSSION AND ANALYSIS
FOR THE FISCAL YEAR ENDED JUNE 30, 2020
(UNAUDITED)**

In accordance with GASB 68 and GASB 75, the District's statements prepared on an accrual basis of accounting include an annual pension expense and an annual OPEB expense for their proportionate share of each plan's *change* in net pension liability and net OPEB liability/asset, respectively, not accounted for as deferred inflows/outflows.

Over time, net position can serve as a useful indicator of a government's financial position. At June 30, 2020, the District's assets plus deferred outflows of resources exceeded liabilities plus deferred inflows of resources by \$15,054,464.

Assets of the District decreased \$2,084,478 or 1.19%. Current and other assets decreased primarily due to a decrease in property taxes receivable related to a decrease in taxes expected to be collected for bond retirement.

At year-end, capital assets represented 44.01% of total assets. Capital assets include land, construction in progress, land improvements, buildings and improvements, leaseholder improvements, furniture and equipment and vehicles. Net investment in capital assets at June 30, 2020, was \$41,568,328. These capital assets are used to provide services to the students and are not available for future spending. Although the District's investment in capital assets is reported net of related debt, it should be noted that the resources to repay the debt must be provided from other sources, since capital assets may not be used to liquidate these liabilities.

Deferred outflows of resources decreased \$3,631,028 due to pension system related amounts.

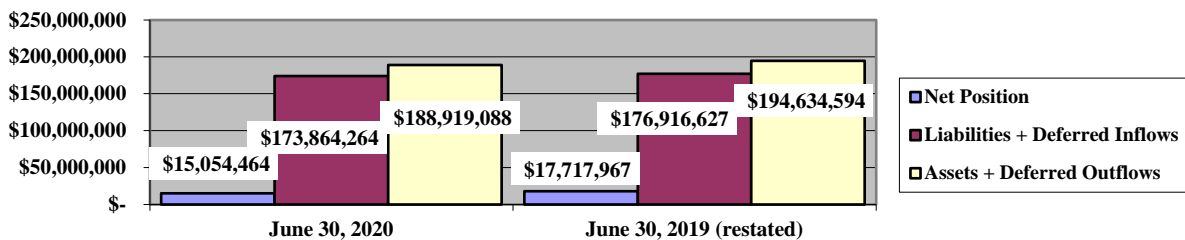
Deferred inflows of resources decreased \$3,210,139 which the most significant decrease in the area of property taxes and payments in lieu of taxes (PILOTs) levied for next fiscal year which decreased \$2,121,517.

Liabilities of the District increased \$158,136 or 0.13%. The largest increase was in the area of accrued wages and benefits payable due to the accruing of an extra payroll period worth of liabilities. Net pension liability increased but was offset by the payment of approximately \$3.4 million in bonds.

A portion of the District's net position, \$5,264,500, represents resources that are subject to external restriction on how they may be used. Of the restricted net position, \$1,180,946 is restricted for capital projects and \$3,137,636 is restricted for debt service. The remaining balance of unrestricted net position is (\$31,778,364).

The graph below shows the District's assets, deferred outflows of resources, liabilities, deferred inflows of resources and net position at June 30, 2020 and June 30, 2019. The net position at June 30, 2019 has been restated as described in Note 3.B.

Governmental Activities



**JACKSON LOCAL SCHOOL DISTRICT
STARK COUNTY, OHIO**

MANAGEMENT'S DISCUSSION AND ANALYSIS
FOR THE FISCAL YEAR ENDED JUNE 30, 2020
(UNAUDITED)

The table below shows the change in net position for fiscal years 2020 and 2019. The net position at June 30, 2019 has been restated as described in Note 3.B.

	Change in Net Position	
	Governmental Activities <u>2020</u>	Restated Governmental Activities <u>2019</u>
<u>Revenues</u>		
Program revenues:		
Charges for services and sales	\$ 3,595,800	\$ 3,753,944
Operating grants and contributions	5,352,693	4,451,202
Capital grants and contributions	7,326	547,706
General revenues:		
Property taxes	47,862,113	47,525,933
Payment in lieu of taxes	94,530	96,819
Grants and entitlements	11,588,184	12,666,160
Investment earnings	1,101,343	1,343,264
Other	<u>55,357</u>	<u>75,218</u>
Total revenues	<u>69,657,346</u>	<u>70,460,246</u>
<u>Expenses</u>		
Program expenses:		
Instruction:		
Regular	30,580,435	24,251,339
Special	7,325,708	6,049,724
Vocational	1,420,965	1,128,738
Other	1,712,354	1,434,901
Support services:		
Pupil	4,510,291	3,762,706
Instructional staff	3,914,205	4,037,188
Board of education	18,635	17,115
Administration	4,412,851	3,605,832
Fiscal	1,624,044	1,291,680
Business	320,503	320,997
Operations and maintenance	6,858,462	6,673,262
Pupil transportation	3,626,525	3,150,523
Central	260,340	243,566
Operations of non-instructional services:		
Other non-instructional services	28,097	34,011
Food service operations	2,333,881	2,168,608
Extracurricular activities	2,493,865	2,365,992
Interest and fiscal charges	<u>879,688</u>	<u>1,253,744</u>
Total expenses	<u>72,320,849</u>	<u>61,789,926</u>
Change in net position	(2,663,503)	8,670,320
Net position at beginning of year (restated)	<u>17,717,967</u>	<u>9,047,647</u>
Net position at end of year	<u>\$ 15,054,464</u>	<u>\$ 17,717,967</u>

**JACKSON LOCAL SCHOOL DISTRICT
STARK COUNTY, OHIO**

MANAGEMENT'S DISCUSSION AND ANALYSIS
FOR THE FISCAL YEAR ENDED JUNE 30, 2020
(UNAUDITED)

Governmental Activities

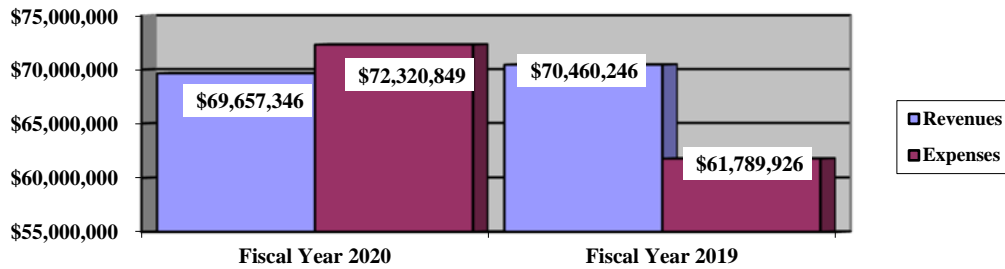
Net position of the District's governmental activities decreased \$2,663,503. Total governmental expenses of \$72,320,849 were offset by program revenues of \$8,955,819 and general revenues of \$60,701,527. Program revenues supported 12.33% of the total governmental expenses.

The primary sources of revenue for governmental activities are derived from property taxes and unrestricted grants and entitlements from the State. These revenue sources account for 85.35% of total governmental revenue. The most significant increase was in the area of operating grants and contributions. This increase was the result of Elementary and Secondary School Emergency Relief (ESSER) funds from the federal government and student health and wellness funding from the State. The most significant decreases were in the areas of grants and entitlements and earnings on investments. Grants and entitlements decreased due to a decrease in State foundation funding due to the COVID pandemic. Earnings on investments decreased due to a decrease in interest rates earned on investments.

Overall, expenses of the governmental activities increased \$10,530,923 or 17.04%. This increase is primarily the result of an increase in pension and OPEB expenses compared to the previous fiscal year. Pension expense in fiscal year 2020 was \$10,139,356 compared to \$5,871,271 in fiscal year 2019 and OPEB expense was (\$754,813) in fiscal year 2020 compared to (\$7,078,330) in fiscal year 2019. These both increase primarily due to activity occurring at the State Teachers Retirement System (STRS).

The graph below presents the District's governmental activities revenue and expenses for fiscal years 2020 and 2019.

Governmental Activities - Revenues and Expenses



The statement of activities shows the cost of program services and the charges for services and grants offsetting those services. The following table shows, for governmental activities, the total cost of services and the net cost of services. That is, it identifies the cost of these services supported by tax revenue and unrestricted state grants and entitlements.

**JACKSON LOCAL SCHOOL DISTRICT
STARK COUNTY, OHIO**

MANAGEMENT'S DISCUSSION AND ANALYSIS
FOR THE FISCAL YEAR ENDED JUNE 30, 2020
(UNAUDITED)

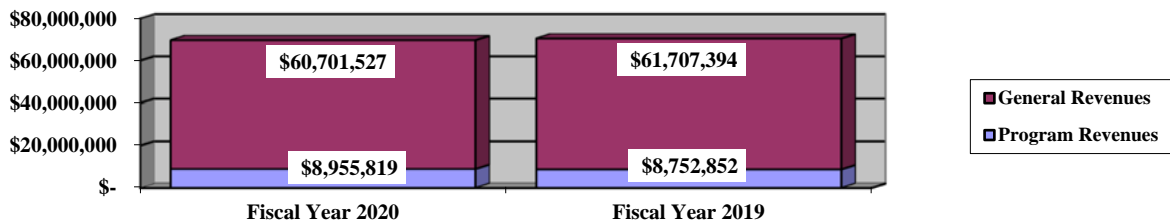
Governmental Activities

	Total Cost of Services <u>2020</u>	Net Cost of Services <u>2020</u>	Total Cost of Services <u>2019</u>	Net Cost of Services <u>2019</u>
Program expenses				
Instruction:				
Regular	\$ 30,580,435	\$ 29,551,655	\$ 24,251,339	\$ 23,238,073
Special	7,325,708	3,973,765	6,049,724	2,983,833
Vocational	1,420,965	1,133,065	1,128,738	839,066
Other	1,712,354	1,712,354	1,434,901	1,434,901
Support services:				
Pupil	4,510,291	3,906,821	3,762,706	3,186,100
Instructional staff	3,914,205	3,460,202	4,037,188	3,974,164
Board of education	18,635	18,635	17,115	17,115
Administration	4,412,851	4,321,428	3,605,832	3,596,268
Fiscal	1,624,044	1,624,044	1,291,680	1,291,680
Business	320,503	320,503	320,997	320,997
Operations and maintenance	6,858,462	6,570,480	6,673,262	6,590,975
Pupil transportation	3,626,525	3,519,341	3,150,523	2,984,183
Central	260,340	260,340	243,566	243,566
Operations of non-instructional services:				
Other non-instructional services	28,097	26,547	34,011	26,433
Food service operations	2,333,881	418,376	2,168,608	54,901
Extracurricular activities	2,493,865	1,667,786	2,365,992	1,001,075
Interest and fiscal charges	879,688	879,688	1,253,744	1,253,744
Total	<u>\$ 72,320,849</u>	<u>\$ 63,365,030</u>	<u>\$ 61,789,926</u>	<u>\$ 53,037,074</u>

The dependence upon tax and other general revenues for governmental activities is apparent as 88.62% of instruction activities are supported through taxes and other general revenues. For all governmental activities, general revenue support is 87.62%. The District's taxpayers and unrestricted grants and entitlements are the primary support for District's students.

The graph below presents the District's governmental activities revenue for fiscal years 2020 and 2019.

Governmental Activities - General and Program Revenues



The District's Funds

The District's governmental funds reported a combined fund balance of \$38,741,996, which is higher than last year's restated total of \$38,030,962.

**JACKSON LOCAL SCHOOL DISTRICT
STARK COUNTY, OHIO**

MANAGEMENT'S DISCUSSION AND ANALYSIS
FOR THE FISCAL YEAR ENDED JUNE 30, 2020
(UNAUDITED)

The schedule below indicates the fund balance and the total change in fund balance as of June 30, 2020 and 2019. The fund balance at June 30, 2019 has been restated as described in Note 3.B.

	Fund Balance <u>June 30, 2020</u>	Restated Fund Balance <u>June 30, 2019</u>	<u>Change</u>	Percentage <u>Change</u>
General	\$ 20,015,138	\$ 18,170,467	\$ 1,844,671	10.15 %
Capital projects	13,903,937	14,606,647	(702,710)	(4.81) %
Other Governmental	<u>4,822,921</u>	<u>5,253,848</u>	<u>(430,927)</u>	(8.20) %
Total	<u>\$ 38,741,996</u>	<u>\$ 38,030,962</u>	<u>\$ 711,034</u>	1.87 %

General Fund

During fiscal year 2020, the District's general fund balance increased \$1,844,671.

The table that follows assists in illustrating the financial activities of the general fund.

	2020 <u>Amount</u>	2019 <u>Amount</u>	<u>Change</u>	Percentage <u>Change</u>
<u>Revenues and</u>				
<u>Other financing sources</u>				
Taxes	\$ 43,967,997	\$ 41,527,134	\$ 2,440,863	5.88 %
Tuition	1,046,900	894,742	152,158	17.01 %
Earnings on investments	1,097,704	1,352,036	(254,332)	(18.81) %
Intergovernmental	12,671,894	13,488,013	(816,119)	(6.05) %
Other revenues	902,683	1,079,789	(177,106)	(16.40) %
Proceeds from sale of capital assets	<u>15,803</u>	<u>8,975</u>	<u>6,828</u>	76.08 %
Total	<u>\$ 59,702,981</u>	<u>\$ 58,350,689</u>	<u>\$ 1,352,292</u>	2.32 %
<u>Expenditures</u>				
Instruction	\$ 34,131,255	\$ 33,015,220	\$ 1,116,035	3.38 %
Support services	22,262,103	23,193,055	(930,952)	(4.01) %
Non-instructional services	26,571	26,096	475	1.82 %
Extracurricular activities	1,459,231	1,702,707	(243,476)	(14.30) %
Facilities acquisition and construction	<u>89</u>	<u>210,314</u>	<u>(210,225)</u>	(99.96) %
Total	<u>\$ 57,879,249</u>	<u>\$ 58,147,392</u>	<u>\$ (268,143)</u>	(0.46) %

Overall revenues and other financing sources of the general fund increased \$1,352,292 or 2.32%. The most significant increase was in the area of property taxes. Property taxes increased due to an increase in assessed values on real estate. The most significant decreases were in the areas of intergovernmental and earnings on investments. Intergovernmental decreased due to a decrease in State foundation payments. These were decreased at the end of the year by the State of Ohio due to a decrease in the State budget due to the COVID-19 pandemic. Earnings on investments decreased due to a decrease in interest rates earned on investments.

**JACKSON LOCAL SCHOOL DISTRICT
STARK COUNTY, OHIO**

MANAGEMENT'S DISCUSSION AND ANALYSIS
FOR THE FISCAL YEAR ENDED JUNE 30, 2020
(UNAUDITED)

Expenditures and other financing uses decreased \$268,143 or 0.46%. The main decreases in support services, extracurricular activities and facilities acquisition and construction were almost offset by increase in the area of instruction. The primary reason for the decrease in support services related to a decrease in the area of instructional staff. The decrease in facilities acquisition and construction related to less costs related to construction being paid from the general fund during fiscal year 2020.

Capital Projects Fund

The capital projects fund had \$7,326 in revenues and \$710,036 in expenditures. The fund balance of the capital projects fund decreased \$702,710 from \$14,606,647 to \$13,903,937. The District established the capital projects fund to account for various capital related items for future years.

General Fund Budgeting Highlights

The District's budget is prepared according to Ohio law and is based on accounting for certain transactions on a basis of cash receipts, disbursements and encumbrances. The most significant budgeted fund is the general fund.

During the course of fiscal year 2020, the District did not amend its general fund estimated revenue budget. For the general fund, original and final revenues and other financing sources were \$59,932,323. Actual revenues and other financing sources of \$58,909,266 were \$1,023,057 lower than the original and final budgeted amounts.

General fund actual expenditures plus other financing uses of \$57,720,076 were \$1,993,493 lower than final appropriations (appropriated expenditures plus other financing uses) of \$59,713,569. Original appropriations were also \$59,713,569.

Capital Assets and Debt Administration

Capital Assets

At the end of fiscal year 2020, the District had \$76,181,381 invested in land, construction in progress, land improvements, buildings and improvements, leaseholder improvements, furniture and equipment and vehicles. This entire amount is reported in governmental activities.

The table that follows shows June 30, 2020 balances compared to June 30, 2019:

**Capital Assets at June 30
(Net of Depreciation)**

	Governmental Activities	
	2020	2019
Land	\$ 2,457,911	\$ 2,457,911
Construction in progress	443,115	356,712
Land improvements	3,124,949	3,433,868
Buildings and improvements	65,548,162	67,499,300
Leaseholder improvements	681,565	-
Furniture and equipment	300,176	332,024
Vehicles	3,625,503	3,192,505
Total	\$ 76,181,381	\$ 77,272,320

The overall decrease of \$1,090,939 is the result of depreciation expense of \$3,321,831 exceeding additions of \$2,230,892.

**JACKSON LOCAL SCHOOL DISTRICT
STARK COUNTY, OHIO**

MANAGEMENT'S DISCUSSION AND ANALYSIS
FOR THE FISCAL YEAR ENDED JUNE 30, 2020
(UNAUDITED)

See Note 7 to the basic financial statements for detail on the District's capital assets.

Debt Administration

At June 30, 2020 the District had \$32,255,000 in general obligation bonds outstanding. The general obligation bond issues are comprised of current interest bonds. Of this total, \$1,955,000 is due within one year and \$30,300,000 is due in more than one year.

The table below summarizes the bonds outstanding.

Outstanding Debt, at Year End

	Governmental Activities <u>2020</u>	Governmental Activities <u>2019</u>
Current interest bonds - 2013	\$ -	\$ 1,435,000
Current interest bonds - 2016	12,055,000	13,955,000
Current interest bonds - 2017	8,915,000	8,930,000
Current interest bonds - 2018	<u>11,285,000</u>	<u>11,305,000</u>
Total	<u>\$ 32,255,000</u>	<u>\$ 35,625,000</u>

At June 30, 2020, the District's overall legal debt margin was \$113,635,828 with an unvoted debt margin of \$1,585,629.

See Note 8 to the basic financial statements for detail on the District's debt administration.

Current Financial Related Activities

The District has carefully managed its general fund budgets in order to optimize the dollars available for educating the students it serves, and to minimize the levy millage amounts needed periodically from the community's citizens. Sound fiscal management by the Board of Education and Administration has enabled the District to maintain a healthy cash balance and continue a quality, comprehensive educational program.

The Jackson Local School District continues to receive strong support from the residents of the School District which is evident by their support of local levies. The District currently has 2 levies that are voted on by the taxpayers. A 5 year, 6.8 mill Substitute levy and a 5 year, 5.8 mill Emergency levy. The Substitute levy generates \$8,350,000 annually for operating expenditures and was renewed in March 2016. The Substitute Levy will also generate additional tax revenue over the 5 years if there is new construction that occurs within the school district boundaries. The Emergency levy generates \$6,150,000 annually for operating expenditures and was renewed in May 2019.

The District is proud of its accomplishments and successes. The District's High School ranks 43rd in Ohio and 1,186 in the Nation in Academic Excellence according to U.S. News and World Report. The Niche report ranked Jackson as #5 of 608 Best School Districts for Athletes in Ohio, #28 of 608 for Best School Districts in Ohio and #36 of 608 Safest School Districts in Ohio.

**JACKSON LOCAL SCHOOL DISTRICT
STARK COUNTY, OHIO**

**MANAGEMENT'S DISCUSSION AND ANALYSIS
FOR THE FISCAL YEAR ENDED JUNE 30, 2020
(UNAUDITED)**

The COVID-19 pandemic which struck the world in early 2020 has affected school districts across the country in various ways, including financially. The District's five-year forecast was conservatively constructed in May when pertinent information was constantly changing. Indeed, even now school districts across the country face uncertainty over issues of school finance. Despite the unstable times due to the COVID-19 pandemic, the District's prudent financial management over the years has positioned it well to continue providing excellent services to its stakeholders. However, unforeseen consequences of the pandemic, as well as major changes in the curriculum standards; the new teacher evaluation system and the future of assessments; state report cards; and measures such as the Performance Index could have a financial impact on the District. The District is monitoring all funding scenarios and prudently providing the necessary resources to maintain its current level of Excellence in both curricular and extra-curricular programs.

It is imperative the District's Board and management team continue to carefully and prudently plan in order to provide the resources required to meet the student's desired needs over the next several years. The District will continue to work diligently to plan expenses, staying carefully within the District's five-year financial plan.

In summary, the District has and must continue to implement systems for both budgetary and internal control purposes in order to efficiently allocate and deliver available financial resources. The District provides a quality educational program with limited availability of state financial assistance. All of the District's resources will continue to be focused on meeting the needs of our stakeholders in this competitive marketplace, which is not only local, but world-wide.

Contacting the District's Financial Management

This financial report is designed to provide our citizens, taxpayers, investors and creditors with a general overview of the District's finances and to show the District's accountability for the money it receives. If you have questions about this report or need additional financial information contact Ms. Linda Paris, Treasurer, Jackson Local School District, 7602 Fulton Drive NW, Massillon, Ohio 44646.

**JACKSON LOCAL SCHOOL DISTRICT
STARK COUNTY, OHIO**

STATEMENT OF NET POSITION
JUNE 30, 2020

	Governmental Activities
Assets:	
Equity in pooled cash and investments	\$ 44,688,266
Cash and investments in segregated accounts . . .	41,727
Receivables:	
Property taxes	47,776,858
Payment in lieu of taxes	94,530
Accounts	21,100
Accrued interest	33,164
Intergovernmental	273,803
Prepayments	137,908
Materials and supplies inventory	169,549
Inventory held for resale	34,608
Net OPEB asset	3,643,399
Capital assets:	
Nondepreciable capital assets	2,901,026
Depreciable capital assets, net	73,280,355
Capital assets, net	76,181,381
Total assets	173,096,293
 Deferred outflows of resources:	
Unamortized deferred loss on debt refunding . . .	127,390
Pension	13,780,826
OPEB	1,914,579
Total deferred outflows of resources	15,822,795
 Liabilities:	
Accounts payable	207,276
Contracts payable	443,115
Accrued wages and benefits payable	5,499,686
Intergovernmental payable	540,281
Pension and postemployment benefits payable . . .	925,754
Accrued interest payable	83,040
Unearned revenue	805
Long-term liabilities:	
Due within one year	2,231,800
Due in more than one year:	
Net pension liability	64,052,524
Net OPEB liability	6,620,968
Other amounts due in more than one year . .	36,746,033
Total liabilities	117,351,282
 Deferred inflows of resources:	
Property taxes levied for the next fiscal year	46,123,435
Payment in lieu of taxes levied for the next fiscal year	94,530
Unamortized deferred gain on debt refunding . . .	96,828
Pension	3,617,404
OPEB	6,581,145
Total deferred inflows of resources	56,513,342
 Net position:	
Net investment in capital assets	41,568,328
Restricted for:	
Capital projects	1,180,946
Debt service	3,137,636
Locally funded programs	78,638
State funded programs	104,691
Federally funded programs	72,584
Student activities	574,087
Other purposes	115,918
Unrestricted (deficit)	(31,778,364)
Total net position	\$ 15,054,464

SEE ACCOMPANYING NOTES TO THE BASIC FINANCIAL STATEMENTS

**JACKSON LOCAL SCHOOL DISTRICT
STARK COUNTY, OHIO**

STATEMENT OF ACTIVITIES
FOR THE FISCAL YEAR ENDED JUNE 30, 2020

	Expenses	Program Revenues			Net (Expense) Revenue and Change in Net Position Governmental Activities
		Charges for Services and Sales	Operating Grants and Contributions	Capital Grants and Contributions	
Governmental activities:					
Instruction:					
Regular	\$ 30,580,435	\$ 843,409	\$ 185,371	\$ -	\$ (29,551,655)
Special	7,325,708	447,007	2,904,936	-	(3,973,765)
Vocational	1,420,965	143,194	144,706	-	(1,133,065)
Other	1,712,354	-	-	-	(1,712,354)
Support services:					
Pupil.	4,510,291	109,801	493,669	-	(3,906,821)
Instructional staff	3,914,205	11,195	442,808	-	(3,460,202)
Board of education	18,635	-	-	-	(18,635)
Administration.	4,412,851	9,678	81,745	-	(4,321,428)
Fiscal.	1,624,044	-	-	-	(1,624,044)
Business.	320,503	-	-	-	(320,503)
Operations and maintenance	6,858,462	36,601	251,381	-	(6,570,480)
Pupil transportation.	3,626,525	17,317	89,867	-	(3,519,341)
Central	260,340	-	-	-	(260,340)
Operation of non-instructional services:					
Other non-instructional services	28,097	-	1,550	-	(26,547)
Food service operations	2,333,881	1,227,432	688,073	-	(418,376)
Extracurricular activities.	2,493,865	750,166	68,587	7,326	(1,667,786)
Interest and fiscal charges	879,688	-	-	-	(879,688)
Total governmental activities	\$ 72,320,849	\$ 3,595,800	\$ 5,352,693	\$ 7,326	(63,365,030)
General revenues:					
Property taxes levied for:					
General purposes					43,144,057
Debt service.					3,303,524
Capital projects					1,414,532
Payments in lieu of taxes.					94,530
Grants and entitlements not restricted to specific programs					11,588,184
Investment earnings					1,101,343
Miscellaneous					55,357
Total general revenues					60,701,527
Change in net position					(2,663,503)
Net position					
at beginning of year (restated)					17,717,967
Net position at end of year					\$ 15,054,464

SEE ACCOMPANYING NOTES TO THE BASIC FINANCIAL STATEMENTS

**JACKSON LOCAL SCHOOL DISTRICT
STARK COUNTY, OHIO**

BALANCE SHEET
GOVERNMENTAL FUNDS
JUNE 30, 2020

	<u>General</u>	<u>Capital Projects</u>	<u>Nonmajor Governmental Funds</u>	<u>Total Governmental Funds</u>
Assets:				
Equity in pooled cash and investments	\$ 25,437,875	\$ 13,906,737	\$ 5,343,654	\$ 44,688,266
Cash and investments in segregated accounts	-	-	41,727	41,727
Receivables:				
Property taxes	43,918,011	-	3,858,847	47,776,858
Payment in lieu of taxes	85,773	-	8,757	94,530
Accounts	18,878	-	2,222	21,100
Accrued interest	33,164	-	-	33,164
Intergovernmental	28,469	-	245,334	273,803
Prepayments	136,488	-	1,420	137,908
Materials and supplies inventory	164,242	-	5,307	169,549
Inventory held for resale	-	-	34,608	34,608
Total assets	<u>\$ 69,822,900</u>	<u>\$ 13,906,737</u>	<u>\$ 9,541,876</u>	<u>\$ 93,271,513</u>
Liabilities:				
Accounts payable	\$ 180,813	\$ 2,800	\$ 23,663	\$ 207,276
Contracts payable	-	-	443,115	443,115
Accrued wages and benefits payable	5,154,361	-	345,325	5,499,686
Compensated absences payable	106,025	-	-	106,025
Intergovernmental payable	505,967	-	34,314	540,281
Pension and postemployment benefits payable	864,999	-	60,755	925,754
Unearned revenue	-	-	805	805
Total liabilities	<u>6,812,165</u>	<u>2,800</u>	<u>907,977</u>	<u>7,722,942</u>
Deferred inflows of resources:				
Property taxes levied for the next fiscal year	42,414,988	-	3,708,447	46,123,435
Payment in lieu of taxes levied for the next fiscal year	85,773	-	8,757	94,530
Delinquent property tax revenue not available	467,559	-	49,279	516,838
Intergovernmental revenue not available	5,166	-	44,495	49,661
Accrued interest not available	22,111	-	-	22,111
Total deferred inflows of resources	<u>42,995,597</u>	<u>-</u>	<u>3,810,978</u>	<u>46,806,575</u>
Fund balances:				
Nonspendable:				
Materials and supplies inventory	164,242	-	5,307	169,549
Prepays	136,488	-	1,420	137,908
Unclaimed monies	5,238	-	-	5,238
Restricted:				
Debt service	-	-	3,184,213	3,184,213
Capital improvements	-	-	725,015	725,015
School supplies	-	-	115,918	115,918
Other purposes	-	-	114,588	114,588
Extracurricular activities	-	-	574,087	574,087
Student health and wellness	-	-	96,830	96,830
Committed:				
Capital improvements	-	-	52,113	52,113
Termination benefits	3,248	-	-	3,248
Underground storage tanks	11,000	-	-	11,000
Assigned:				
Student instruction	162,612	-	-	162,612
Student and staff support	737,889	-	-	737,889
Subsequent year's appropriations	4,928,213	-	-	4,928,213
Capital improvements	-	13,903,937	-	13,903,937
Other purposes	150,904	-	-	150,904
Unassigned (deficit)	13,715,304	-	(46,570)	13,668,734
Total fund balances	<u>20,015,138</u>	<u>13,903,937</u>	<u>4,822,921</u>	<u>38,741,996</u>
Total liabilities, deferred inflows and fund balances	<u>\$ 69,822,900</u>	<u>\$ 13,906,737</u>	<u>\$ 9,541,876</u>	<u>\$ 93,271,513</u>

SEE ACCOMPANYING NOTES TO THE BASIC FINANCIAL STATEMENTS

**JACKSON LOCAL SCHOOL DISTRICT
STARK COUNTY, OHIO**

RECONCILIATION OF TOTAL GOVERNMENTAL FUND BALANCES TO
NET POSITION OF GOVERNMENTAL ACTIVITIES
JUNE 30, 2020

Total governmental fund balances		\$	38,741,996
<i>Amounts reported for governmental activities on the statement of net position are different because:</i>			
Capital assets used in governmental activities are not financial resources and therefore are not reported in the funds.			76,181,381
Other long-term assets are not available to pay for current-period expenditures and therefore are deferred inflows in the funds.			
Property taxes receivable	\$	516,838	
Accrued interest receivable		22,111	
Intergovernmental receivable		49,661	
Total		49,661	588,610
Unamortized premiums on bonds issued are not recognized in the funds.			(1,945,500)
Unamortized amounts on refundings are not recognized in the funds.			
Unamortized deferred loss on refunding		127,390	
Unamortized deferred gain on refunding		(96,828)	
Total		(96,828)	30,562
Accrued interest payable is not due and payable in the current period and therefore is not reported in the funds.			(83,040)
The net pension liability is not due and payable in the current period; therefore, the liability and related deferred inflows/outflows are not reported in governmental funds:			
Deferred outflows of resources - pension		13,780,826	
Deferred inflows of resources - pension		(3,617,404)	
Net pension liability		(64,052,524)	
Total		(64,052,524)	(53,889,102)
The net OPEB liability/asset is not due and payable in the current period; therefore, the liability/asset and related deferred inflows/outflows are not reported in governmental funds:			
Deferred outflows of resources - OPEB		1,914,579	
Deferred inflows of resources - OPEB		(6,581,145)	
Net OPEB asset		3,643,399	
Net OPEB liability		(6,620,968)	
Total		(6,620,968)	(7,644,135)
Long-term liabilities, including bonds payable, are not due and payable in the current period and therefore are not reported in the funds.			
General obligation bonds		(32,255,000)	
Compensated absences		(4,671,308)	
Total		(36,926,308)	(36,926,308)
Net position of governmental activities		\$	15,054,464

SEE ACCOMPANYING NOTES TO THE BASIC FINANCIAL STATEMENTS

**JACKSON LOCAL SCHOOL DISTRICT
STARK COUNTY, OHIO**

STATEMENT OF REVENUES, EXPENDITURES AND CHANGES IN FUND BALANCES
GOVERNMENTAL FUNDS
FOR THE FISCAL YEAR ENDED JUNE 30, 2020

	General	Capital Projects	Nonmajor Governmental Funds	Total Governmental Funds
Revenues:				
From local sources:				
Property taxes	\$ 43,967,997	\$ -	\$ 4,833,343	\$ 48,801,340
Payment in lieu of taxes	85,773	-	8,757	94,530
Tuition.	1,046,900	-	-	1,046,900
Transportation fees.	17,317	-	-	17,317
Earnings on investments	1,097,704	-	(909)	1,096,795
Charges for services	-	-	1,241,240	1,241,240
Extracurricular.	234,785	-	666,494	901,279
Classroom materials and fees	169,626	-	5,500	175,126
Rental income	12,181	-	-	12,181
Contributions and donations	62,695	-	114,418	177,113
Contract services.	201,757	-	-	201,757
Other local revenues	118,549	7,326	32,244	158,119
Intergovernmental - state	12,295,765	-	1,076,203	13,371,968
Intergovernmental - federal	376,129	-	2,877,252	3,253,381
Total revenues	59,687,178	7,326	10,854,542	70,549,046
Expenditures:				
Current:				
Instruction:				
Regular.	25,744,643	-	171,447	25,916,090
Special	5,534,597	-	1,323,549	6,858,146
Vocational	1,140,764	-	-	1,140,764
Other	1,711,251	-	-	1,711,251
Support services:				
Pupil	3,713,138	-	361,348	4,074,486
Instructional staff	3,313,029	-	404,127	3,717,156
Board of education	17,670	-	-	17,670
Administration	4,109,367	-	72,484	4,181,851
Fiscal	1,396,974	-	75,808	1,472,782
Business.	294,686	-	-	294,686
Operations and maintenance	5,454,890	-	475,552	5,930,442
Pupil transportation	3,786,978	-	-	3,786,978
Central	175,371	-	-	175,371
Operation of non-instructional services:				
Other operation of non-instructional.	26,571	-	1,526	28,097
Food service operations.	-	-	2,063,666	2,063,666
Extracurricular activities	1,459,231	-	689,354	2,148,585
Facilities acquisition and construction.	89	710,036	1,209,292	1,919,417
Debt service:				
Principal retirement.	-	-	3,370,000	3,370,000
Interest and fiscal charges	-	-	1,090,429	1,090,429
Total expenditures	57,879,249	710,036	11,308,582	69,897,867
Excess (deficiency) of revenues over (under) expenditures.	1,807,929	(702,710)	(454,040)	651,179
Other financing sources:				
Proceeds from sale of capital assets	15,803	-	-	15,803
Total other financing sources	15,803	-	-	15,803
Net change in fund balances	1,823,732	(702,710)	(454,040)	666,982
Fund balances at beginning of year (restated)	18,170,467	14,606,647	5,253,848	38,030,962
Change in reserve for inventory	20,939	-	23,113	44,052
Fund balances at end of year.	\$ 20,015,138	\$ 13,903,937	\$ 4,822,921	\$ 38,741,996

SEE ACCOMPANYING NOTES TO THE BASIC FINANCIAL STATEMENTS

**JACKSON LOCAL SCHOOL DISTRICT
STARK COUNTY, OHIO**

RECONCILIATION OF THE STATEMENT OF REVENUES, EXPENDITURES
AND CHANGES IN FUND BALANCES OF GOVERNMENTAL FUNDS
TO THE STATEMENT OF ACTIVITIES
FOR THE FISCAL YEAR ENDED JUNE 30, 2020

Net change in fund balances - total governmental funds	\$	666,982
<i>Amounts reported for governmental activities in the statement of activities are different because:</i>		
Governmental funds report capital outlays as expenditures. However, in the statement of activities, the cost of those assets is allocated over their estimated useful lives as depreciation expense.		
Capital asset additions	\$ 2,230,892	
Current year depreciation	<u>(3,321,831)</u>	
Total		(1,090,939)
Governmental funds report expenditures for inventory when purchased. However, in the statement of activities, they are reported as an expense when consumed.		
		44,052
Revenues in the statement of activities that do not provide current financial resources are not reported as revenues in the funds.		
Property taxes	(939,227)	
Earnings on investments	3,639	
Intergovernmental	<u>(116,694)</u>	
Total		(1,052,282)
Repayment of bond principal is an expenditure in the governmental funds, but the repayment reduces long-term liabilities on the statement of net position.		
		3,370,000
In the statement of activities, interest is accrued on outstanding bonds, whereas in governmental funds, an interest expenditure is reported when due. The following items resulted in additional interest being reported in the statement of activities:		
Change in accrued interest payable	6,727	
Amortization of bond premiums	279,913	
Amortization of deferred losses	(84,555)	
Amortization of deferred gains	<u>8,656</u>	
Total		210,741
Contractually required pension contributions are reported as expenditures in governmental funds; however, the statement of net position reports these amounts as deferred outflows.		
Pension		4,729,690
OPEB		148,376
Except for amounts reported as deferred inflows/outflows, changes in the net pension liability/net OPEB liability/asset are reported as pension expense/OPEB expense in the statement of activities.		
Pension		(10,139,356)
OPEB		754,813
Some expenses reported in the statement of activities, such as compensated absences, do not require the use of current financial resources and therefore are not reported as expenditures in governmental funds.		
		<u>(305,580)</u>
Change in net position of governmental activities	\$	<u><u>(2,663,503)</u></u>

SEE ACCOMPANYING NOTES TO THE BASIC FINANCIAL STATEMENTS

**JACKSON LOCAL SCHOOL DISTRICT
STARK COUNTY, OHIO**

STATEMENT OF REVENUES, EXPENDITURES AND CHANGES IN
FUND BALANCE - BUDGET AND ACTUAL (NON-GAAP BUDGETARY BASIS)
GENERAL FUND
FOR THE FISCAL YEAR ENDED JUNE 30, 2020

	<u>Budgeted Amounts</u>			Variance with Final Budget Positive (Negative)
	<u>Original</u>	<u>Final</u>	<u>Actual</u>	
Revenues:				
From local sources:				
Property taxes	\$ 43,473,705	\$ 43,473,705	\$ 43,501,624	\$ 27,919
Payment in lieu of taxes.	85,773	85,773	85,773	-
Tuition.	915,036	915,036	1,046,900	131,864
Transportation fees.	21,019	21,019	17,317	(3,702)
Earnings on investments	1,075,521	1,075,521	837,688	(237,833)
Extracurricular.	149,033	149,033	100,432	(48,601)
Classroom materials and fees	90,316	90,316	87,996	(2,320)
Rental income	14,145	14,145	12,181	(1,964)
Contributions and donations	2,000	2,000	-	(2,000)
Contract services.	180,275	180,275	172,473	(7,802)
Other local revenues	20,230	20,230	37,441	17,211
Intergovernmental - intermediate	25,104	25,104	-	(25,104)
Intergovernmental - state	13,507,084	13,507,084	12,273,744	(1,233,340)
Intergovernmental - federal	123,760	123,760	374,047	250,287
Total revenues	<u>59,683,001</u>	<u>59,683,001</u>	<u>58,547,616</u>	<u>(1,135,385)</u>
Expenditures:				
Current:				
Instruction:				
Regular	26,084,612	25,350,681	25,144,173	206,508
Special.	5,695,004	5,881,902	5,736,453	145,449
Vocational.	1,183,593	1,187,854	1,096,918	90,936
Other.	1,585,970	1,715,319	1,711,646	3,673
Support services:				
Pupil.	3,793,294	3,804,980	3,610,545	194,435
Instructional staff	3,676,994	3,660,878	3,439,494	221,384
Board of education	20,628	20,127	19,151	976
Administration.	4,070,223	4,123,941	4,109,627	14,314
Fiscal	572,801	1,430,015	1,419,248	10,767
Business	462,963	456,882	363,202	93,680
Operations and maintenance.	5,914,473	5,960,095	5,532,353	427,742
Pupil transportation	4,088,969	4,122,408	3,761,733	360,675
Central.	255,595	250,040	173,358	76,682
Other operation of non-instructional services	54,329	73,808	25,600	48,208
Extracurricular activities.	1,676,907	1,658,876	1,576,227	82,649
Facilities acquisition and construction	562,214	763	-	763
Total expenditures	<u>59,698,569</u>	<u>59,698,569</u>	<u>57,719,728</u>	<u>1,978,841</u>
Excess (deficiency) of revenues over (under) expenditures.	<u>(15,568)</u>	<u>(15,568)</u>	<u>827,888</u>	<u>843,456</u>
Other financing sources (uses):				
Refund of prior year's expenditures	238,917	238,917	345,847	106,930
Refund of prior year's receipts.	-	-	(348)	(348)
Advances (out)	(15,000)	(15,000)	-	15,000
Proceeds from sale of capital assets	10,405	10,405	15,803	5,398
Total other financing sources (uses)	<u>234,322</u>	<u>234,322</u>	<u>361,302</u>	<u>126,980</u>
Net change in fund balance	218,754	218,754	1,189,190	970,436
Fund balance at beginning of year	21,632,231	21,632,231	21,632,231	-
Prior year encumbrances appropriated	806,334	806,334	806,334	-
Fund balance at end of year	<u>\$ 22,657,319</u>	<u>\$ 22,657,319</u>	<u>\$ 23,627,755</u>	<u>\$ 970,436</u>

SEE ACCOMPANYING NOTES TO THE BASIC FINANCIAL STATEMENTS

**JACKSON LOCAL SCHOOL DISTRICT
STARK COUNTY, OHIO**

STATEMENT OF CHANGES IN FIDUCIARY NET POSITION
CUSTODIAL FUND
FOR THE FISCAL YEAR ENDED JUNE 30, 2020

	Custodial
Additions:	
From local sources:	
Extracurricular collections for OHSAA	\$ 4,421
Total additions.	4,421
 Deductions:	
Extracurricular distributions to OHSAA	4,421
Total deductions	4,421
 Change in net position	 -
Net position at beginning of year (restated)	-
Net position at end of year	\$ -

SEE ACCOMPANYING NOTES TO THE BASIC FINANCIAL STATEMENTS

**JACKSON LOCAL SCHOOL DISTRICT
STARK COUNTY, OHIO**

NOTES TO THE BASIC FINANCIAL STATEMENTS
FOR THE FISCAL YEAR ENDED JUNE 30, 2020

NOTE 1 - DESCRIPTION OF THE SCHOOL DISTRICT

The Jackson Local School District (the “District”) is a body politic and corporate established for the purpose of exercising the rights and privileges conveyed to it by the constitution and laws of the State of Ohio. The District is a local district as defined by Section 3311.03 of the Ohio Revised Code. The District operates under an elected Board of Education (5 members) and is responsible for the provision of public education to residents of the District.

The District employs 281 non-certified and 371 certified employees to provide services to 5,884 students in grades K through 12 and various community groups.

NOTE 2 - SUMMARY OF SIGNIFICANT ACCOUNTING POLICIES

The basic financial statements of the District have been prepared in conformity with accounting principles generally accepted in the United States of America (GAAP) as applied to governmental units. The Governmental Accounting Standards Board (GASB) is the accepted standard-setting body for establishing governmental accounting and financial reporting principles. The District’s significant accounting policies are described below.

A. Reporting Entity

The reporting entity has been defined in accordance with GASB Statement No. 14, “The Financial Reporting Entity” as amended by GASB Statement No. 39, “Determining Whether Certain Organizations Are Component Units” and GASB Statement No. 61, “The Financial Reporting Entity: Omnibus an amendment of GASB Statements No. 14 and No. 34”. The reporting entity is composed of the primary government and component units. The primary government consists of all funds, departments, boards and agencies that are not legally separate from the District. For the District, this includes general operations, food service, and student related activities of the District.

Component units are legally separate organizations for which the District is financially accountable. The District is financially accountable for an organization if the District appoints a voting majority of the organization’s Governing Board and (1) the District is able to significantly influence the programs or services performed or provided by the organization; or (2) the District is legally entitled to or can otherwise access the organization’s resources; or (3) the District is legally obligated or has otherwise assumed the responsibility to finance the deficits of, or provide financial support to, the organization; or (4) the District is obligated for the debt of the organization. Component units may also include organizations that are fiscally dependent on the District in that the District approves the budget, the issuance of debt or the levying of taxes. Certain organizations are also included as component units if the nature and significance of the relationship between the primary government and the organization is such that exclusion by the primary government would render the primary government’s financial statements incomplete or misleading. Based upon the application of these criteria, the District has no component units. The basic financial statements of the reporting entity include only those of the District (the primary government).

**JACKSON LOCAL SCHOOL DISTRICT
STARK COUNTY, OHIO**

NOTES TO THE BASIC FINANCIAL STATEMENTS
FOR THE FISCAL YEAR ENDED JUNE 30, 2020

NOTE 2 - SUMMARY OF SIGNIFICANT ACCOUNTING POLICIES - (Continued)

The following organizations are described due to their relationship to the District:

JOINTLY GOVERNED ORGANIZATIONS

Stark-Portage Area Computer Consortium (SPARCC)

The District is a member of SPARCC, a jointly governed organization which provides computer services to the school districts within the boundaries of Stark and Portage Counties. Each District's superintendent serves as a representative on the Board, which consists of 31 member districts; however, SPARCC is primarily governed by a five-member Executive Board, which is made up of two representatives from Stark County, two from Portage County and a Treasurer. The Board meets monthly to address any current issues.

Stark County Tax Incentive Review Council (SCTIRC)

SCTIRC is a jointly governed organization, created as an advisory council pursuant to State statutes. SCTIRC has 24 members, consisting of three members appointed by the County Commissioners, four members appointed by municipal corporations, ten members appointed by township trustees, one member from the County Auditor's office and six members appointed by boards of education located within the enterprise zones of Stark County. The SCTIRC reviews and evaluates the performance of each Enterprise Zone Agreement. This body is advisory in nature and cannot directly impact an existing Enterprise Zone Agreement; however, the Council can make written recommendations to the legislative authority that approved the agreement. There is no cost associated with being a member of this Council. The continued existence of the SCTIRC is not dependent upon the District's continued participation and no measurable equity interest exists.

PUBLIC ENTITY RISK POOLS

Stark County Schools Council of Governments (the "Council")

The Council is governed by an assembly, which consists of one representative from each participating school district (usually the superintendent or designee). The assembly elects officers for one-year terms to serve as the Board of Directors. The assembly exercises control over the operation of the Council. All Council revenues are generated from charges for services. The Council has a Health Benefits Program, which is a shared risk pool comprised of an 86 member council of which 66 are member school districts.

Stark County Schools Council of Governments Workers' Compensation Group Rating Plan

The Stark County Schools Council of Governments Workers' Compensation Group Rating Plan has created a group insurance pool for the purpose of creating a group rating plan for workers' compensation. The governing body is comprised of the superintendents and the members who have been appointed by the respective governing body of each member.

The intent of the pool is to achieve a reduced rate for the District and the other group members. The injury claim history of all participating members is used to calculate a common rate for the group. An annual fee is paid to Comp Management, Inc. to administer the group and to manage any injury claims. Premium savings created by the group are prorated to each member entity annually based on its payroll percent of the group.

B. Fund Accounting

The District uses funds to maintain its financial records during the year. A fund is defined as a fiscal and accounting entity with a self-balancing set of accounts. There are three categories of funds: governmental, proprietary and fiduciary. The District has no proprietary funds.

**JACKSON LOCAL SCHOOL DISTRICT
STARK COUNTY, OHIO**

NOTES TO THE BASIC FINANCIAL STATEMENTS
FOR THE FISCAL YEAR ENDED JUNE 30, 2020

NOTE 2 - SUMMARY OF SIGNIFICANT ACCOUNTING POLICIES - (Continued)

GOVERNMENTAL FUNDS

Governmental funds are those through which most governmental functions typically are financed. Governmental fund reporting focuses on the sources, uses and balances of current financial resources. Expendable assets are assigned to the various governmental funds according to the purposes for which they may or must be used. Current liabilities are assigned to the fund from which they will be paid. The difference between governmental fund assets plus deferred outflows of resources and liabilities plus deferred inflows of resources is reported as fund balance. The following are the District's major governmental funds:

General fund - The general fund is used to account for and report all financial resources not accounted for and reported in another fund. The general fund balance is available for any purpose provided it is expended or transferred according to the general laws of Ohio.

Capital projects fund - The capital projects fund is used to account for transfers from the general fund, rental income and miscellaneous revenue that are assigned for various capital projects throughout the District.

Other governmental funds of the District are used to account for (a) financial resources that are restricted, committed, or assigned to expenditures for capital outlays including the acquisition or construction of capital facilities and other capital assets, (b) specific revenue sources that are restricted or committed to an expenditure for specified purposes other than debt service or capital projects and (c) financial resources that are restricted, committed or assigned to expenditure for principal and interest.

FIDUCIARY FUNDS

Fiduciary fund reporting focuses on net position and changes in net position. The fiduciary fund category is split into four classifications: pension trust funds, investment trust funds, private-purpose trust funds and custodial funds. Trust funds are distinguished from custodial funds by the existence of a trust agreement or equivalent arrangements that have certain characteristics. Custodial funds are used to report fiduciary activities that are not required to be reported in a trust fund. The custodial fund is used to account for Ohio High School Athletic Association (OHSAA) tournament activity.

C. Basis of Presentation and Measurement Focus

Government-Wide Financial Statements - The statement of net position and the statement of activities display information about the District as a whole. These statements include the financial activities of the primary government, except for fiduciary funds.

The government-wide statement of activities presents a comparison between direct expenses and program revenues for each function or program of the governmental activities of the District. Direct expenses are those that are specifically associated with a service, program or department and therefore clearly identifiable to a particular function. Program revenues include amounts paid by the recipient of goods or services offered by the program and grants and contributions that are restricted to meeting the operational or capital requirements of a particular program. Revenues not classified as program revenues are presented as general revenues of the District.

**JACKSON LOCAL SCHOOL DISTRICT
STARK COUNTY, OHIO**

NOTES TO THE BASIC FINANCIAL STATEMENTS
FOR THE FISCAL YEAR ENDED JUNE 30, 2020

NOTE 2 - SUMMARY OF SIGNIFICANT ACCOUNTING POLICIES - (Continued)

The government-wide financial statements are prepared using the economic resources measurement focus. All assets, all deferred outflows of resources, all liabilities and all deferred inflows of resources associated with the operation of the District are included on the statement of net position.

Fund Financial Statements - Fund financial statements report detailed information about the District. The focus of governmental fund financial statements is on major funds rather than reporting funds by type. Each major fund is presented in a separate column, and all nonmajor funds are aggregated into one column. Fiduciary funds are reported by fund type.

All governmental funds are accounted for using a flow of current financial resources measurement focus. With this measurement focus, only current assets, current deferred outflows of resources, current liabilities and current deferred inflows of resources generally are included on the balance sheet. The statement of revenues, expenditures and changes in fund balances reports on the sources (i.e., revenues and other financing sources) and uses (i.e., expenditures and other financing uses) of current financial resources. This approach differs from the manner in which the governmental activities of the government-wide financial statements are prepared. Governmental fund financial statements therefore include a reconciliation with brief explanations to better identify the relationship between the government-wide statements and the statements for governmental funds.

Fiduciary funds present a statement of changes in fiduciary net position which reports additions to and deductions from custodial funds.

D. Basis of Accounting

Basis of accounting determines when transactions are recorded in the financial records and reported on the financial statements. Government-wide financial statements are prepared using the accrual basis of accounting. Governmental funds use the modified accrual basis of accounting. Fiduciary funds also use the accrual basis of accounting.

Revenues - Exchange and Nonexchange Transactions - Revenue resulting from exchange transactions, in which each party gives and receives essentially equal value, is recorded on the accrual basis when the exchange takes place. On a modified accrual basis, revenue is recorded in the fiscal year in which the resources are measurable and become available. Available means that the resources will be collected within the current fiscal year or are expected to be collected soon enough thereafter to be used to pay liabilities of the current fiscal year. For the District, available means expected to be received within sixty days of fiscal year end.

Nonexchange transactions, in which the District receives value without directly giving equal value in return, include property taxes, grants, entitlements and donations. On an accrual basis, revenue from property taxes is recognized in the fiscal year for which the taxes are levied (See Note 6).

Revenue from grants, entitlements and donations is recognized in the fiscal year in which all eligibility requirements have been satisfied. Eligibility requirements include timing requirements, which specify the year when the resources are required to be used or the fiscal year when use is first permitted, matching requirements, in which the District must provide local resources to be used for a specified purpose, and expenditure requirements, in which the resources are provided to the District on a reimbursement basis. On a modified accrual basis, revenue from nonexchange transactions must also be available before it can be recognized.

Under the modified accrual basis, the following revenue sources are considered to be both measurable and available at fiscal year-end: property taxes available as an advance, interest, tuition, grants, student fees and rentals.

**JACKSON LOCAL SCHOOL DISTRICT
STARK COUNTY, OHIO**

NOTES TO THE BASIC FINANCIAL STATEMENTS
FOR THE FISCAL YEAR ENDED JUNE 30, 2020

NOTE 2 - SUMMARY OF SIGNIFICANT ACCOUNTING POLICIES - (Continued)

Deferred Outflows of Resources and Deferred Inflows of Resources - In addition to assets, the government-wide statement of net position will report a separate section for deferred outflows of resources. Deferred outflows of resources, represents a consumption of net position that applies to a future period and will not be recognized as an outflow of resources (expense/expenditure) until then. See Notes 11 and 12 for deferred outflows of resources related the District's net pension liability and net OPEB liability/asset, respectively. In addition, deferred outflows of resources include a deferred charge on debt refunding. A deferred charge on refunding results from the difference in the carrying value of refunded debt and its reacquisition price. This amount is deferred and amortized over the shorter of the life of the refunded or refunding debt.

In addition to liabilities, both the government-wide statement of net position and the governmental fund financial statements report a separate section for deferred inflows of resources. Deferred inflows of resources represent an acquisition of net position that applies to a future period and will not be recognized as an inflow of resources (revenue) until that time. For the District, deferred inflows of resources include property taxes, payments in lieu of taxes and unavailable revenue. Property taxes and payments in lieu of taxes represent amounts for which there is an enforceable legal claim as of June 30, 2020, but which were levied to finance fiscal year 2021 operations. These amounts have been recorded as a deferred inflow of resources on both the government-wide statement of net position and the governmental fund financial statements. Unavailable revenue is reported only on the governmental funds balance sheet, and represents receivables which will not be collected within the available period. For the District, unavailable revenue includes, but is not limited to, delinquent property taxes and intergovernmental grants. These amounts are deferred and recognized as an inflow of resources in the period the amounts become available.

See Notes 11 and 12 for deferred inflows of resources related to the District's net pension liability and net OPEB liability/asset, respectively. This deferred inflow of resources is only reported on the government-wide statement of net position. In addition, deferred outflows of resources include a deferred gain on debt refunding. A deferred gain on refunding results from the difference in the carrying value of refunded debt and its reacquisition price. This amount is deferred and amortized over the shorter of the life of the refunded debt or refunding debt.

Expenses/Expenditures - On the accrual basis of accounting, expenses are recognized at the time they are incurred. The entitlement value of donated commodities used during the year is reported in the statement of revenues, expenditures and changes in fund balances as an expenditure with a like amount reported as intergovernmental revenue.

The measurement focus of governmental fund accounting is on decreases in net financial resources (expenditures) rather than expenses. Expenditures are generally recognized in the accounting period in which the related fund liability is incurred, if measurable. Allocations of cost, such as depreciation and amortization, are not recognized in governmental funds.

**JACKSON LOCAL SCHOOL DISTRICT
STARK COUNTY, OHIO**

NOTES TO THE BASIC FINANCIAL STATEMENTS
FOR THE FISCAL YEAR ENDED JUNE 30, 2020

NOTE 2 - SUMMARY OF SIGNIFICANT ACCOUNTING POLICIES - (Continued)

E. Budgets

The budgetary process is prescribed by provisions of the Ohio Revised Code and entails the preparation of budgetary documents within an established timetable. The major documents prepared are the alternate tax budget, the certificate of estimated resources and the appropriation resolution, all of which are prepared on the budgetary basis of accounting. The certificate of estimated resources and the appropriations resolution are subject to amendment throughout the year with the legal restriction that appropriations cannot exceed estimated resources, as certified. All funds, other than custodial funds, are legally required to be budgeted and appropriated. The legal level of budgetary control has been established at the fund level of expenditures. Any budgetary modifications at this level may only be made by resolution of the Board of Education. Although the legal level of budgetary control was established at the fund level of expenditures, the District has elected to present the budgetary statement comparison at the fund and function level of expenditures.

Tax Budget:

On October 25, 2005, the Stark County Budget Commission voted to waive the requirement that school districts adopt a tax budget as required by Section 5705.28 of the Ohio Revised Code, by January 15th and the filing by January 20th. The Budget Commission now requires an alternate tax budget be submitted by January 20th, which no longer requires specific Board approval.

Estimated Resources:

By April 1, the Board of Education accepts, by formal resolution, the tax rates as determined by the Budget Commission and receives the Commission's certificate of estimated resources, which states the projected revenue of each fund. Prior to July 1, the District must revise its budget so that total contemplated expenditures from any fund during the ensuing year will not exceed the amount stated in the certificate of estimated resources. The revised budget then serves as the basis for the appropriation measure. On or about July 1, the certificate is amended to include any unencumbered cash balances from the preceding year. The certificate may be further amended during the year if projected increases or decreases in revenue are identified by the District Treasurer. The amounts reported in the budgetary statements reflect the amounts from the certificate of estimated resources that was in effect at the time the original and final appropriations were passed by the Board of Education.

Appropriations:

Upon receipt from the County Auditor of an amended certificate of estimated resources based on final assessed values and tax rates or a certificate saying no new certificate is necessary, the annual appropriation resolution is enacted by the Board of Education. Prior to the passage of the annual appropriation measure, the Board may pass a temporary appropriation measure to meet the ordinary expenses of the District. The appropriation resolution, at the fund level for all funds, must be within the estimated resources as certified by the County Budget Commission and the total of expenditures may not exceed the appropriation totals at any level of control. Any revisions that alter the level of budgetary control must be approved by the Board of Education.

The Board may pass supplemental fund appropriations so long as the total appropriations by fund do not exceed the amounts set forth in the most recent certificate of estimated resources. During the year, all supplemental appropriations were legally enacted.

**JACKSON LOCAL SCHOOL DISTRICT
STARK COUNTY, OHIO**

NOTES TO THE BASIC FINANCIAL STATEMENTS
FOR THE FISCAL YEAR ENDED JUNE 30, 2020

NOTE 2 - SUMMARY OF SIGNIFICANT ACCOUNTING POLICIES - (Continued)

The appropriation resolution is subject to amendment by the Board throughout the year with the restriction that appropriations may not exceed estimated revenues. The amounts reported as the original budget amounts reflect the first appropriation for that fund covering the entire fiscal year, including amounts automatically carried over from prior year. The amounts reported as the final budgeted amounts represent the final appropriation amounts passed by the Board during the year.

Lapsing of Appropriations:

At the close of each fiscal year, the unencumbered balance of each appropriation reverts to the respective fund from which it was appropriated and becomes subject to future appropriation. Encumbered appropriations are carried forward to the succeeding fiscal year and are not re-appropriated.

F. Cash and Investments

To improve cash management, cash received by the District is pooled in a central bank account. Monies for all funds are maintained in this pool. Individual fund integrity is maintained through the District's records. Each fund's interest in the pool is presented as "equity in pooled cash and investments" on the basic financial statements.

During fiscal year 2020, investments were limited to commercial paper, negotiable certificates of deposits, Farm Federal Credit Bank (FFCB) securities, Federal Home Loan Mortgage Corporation (FHLMC) securities, Federal National Mortgage Association (FNMA) securities, U.S. Treasury notes, investments in the State Treasury Asset Reserve of Ohio (STAR Ohio) and a U.S. Government money market account. Except for nonparticipating investment contracts, investments are reported at fair value, which is based on quoted market prices. Nonparticipating investment contracts such as nonnegotiable certificates of deposit and repurchase agreements are reported at cost.

During fiscal year 2020, the District invested in STAR Ohio. STAR Ohio (the State Treasury Asset Reserve of Ohio), is an investment pool managed by the State Treasurer's Office which allows governments within the State to pool their funds for investment purposes. STAR Ohio is not registered with the SEC as an investment company, but has adopted Governmental Accounting Standards Board (GASB), Statement No. 79, "Certain External Investment Pools and Pool Participants." The District measures its investment in STAR Ohio at the net asset value (NAV) per share provided by STAR Ohio. The NAV per share is calculated on an amortized cost basis that provides an NAV per share that approximates fair value.

For fiscal year 2020, there were no limitations or restrictions on any participant withdrawals due to redemption notice periods, liquidity fees, or redemption gates. However, notice must be given 24 hours in advance of all deposits and withdrawals exceeding \$25 million. STAR Ohio reserves the right to limit the transaction to \$100 million, requiring the excess amount to be transacted the following business day(s), but only to the \$100 million limit. All accounts of the participant will be combined for these purposes.

Under existing Ohio statutes, all investment earnings are assigned to the general fund except for those specifically related to the Building capital projects fund, or certain trust funds individually authorized by Board resolution. Interest revenue credited to the general fund during fiscal year 2020 amounted to \$1,097,704, which includes \$508,290 assigned from other District funds.

**JACKSON LOCAL SCHOOL DISTRICT
STARK COUNTY, OHIO**

NOTES TO THE BASIC FINANCIAL STATEMENTS
FOR THE FISCAL YEAR ENDED JUNE 30, 2020

NOTE 2 - SUMMARY OF SIGNIFICANT ACCOUNTING POLICIES - (Continued)

For presentation on the basic financial statements, investments of the cash management pool and investments with original maturities of three months or less at the time they are purchased by the District are considered to be cash equivalents. Investments with an initial maturity of more than three months are reported as investments.

An analysis of the District's investment account at year end is provided in Note 4.

G. Inventory

On government-wide and fund financial statements, purchased inventories are presented at the lower of cost or market and donated commodities are presented at their entitlement value. Inventories are recorded on a first-in, first-out basis. Inventories are accounted for using the purchase method on the fund statements and using the consumption method on the government-wide statements.

On the fund financial statements, reported material and supplies inventory is equally offset by a nonspendable fund balance in the governmental funds which indicates that it does not constitute available spendable resources even though it is a component of net current position.

Inventory consists of expendable supplies held for consumption, donated food and purchased food.

H. Capital Assets

General capital assets result from expenditures in the governmental funds. These assets are reported in the governmental activities column of the government-wide statement of net position, but are not reported in the fund financial statements.

All capital assets are capitalized at cost (or estimated historical cost) and updated for additions and retirements during the year. Donated capital assets are recorded at their acquisition values as of the date received. The District maintains a capitalization threshold of \$10,000 for assets purchased from all funds excluding federal funds. The District maintains a capitalization threshold of \$5,000 for assets purchased from federal funds. The District does not possess any infrastructure. Improvements are capitalized; the costs of normal maintenance and repairs that do not add to the value of the asset or materially extend an asset's life are not.

All reported capital assets except land and construction in progress are depreciated. Improvements are depreciated over the remaining useful lives of the related capital assets. Leaseholder improvements are depreciated over the life of the lease agreement. Depreciation is computed using the straight-line method over the following useful lives:

<u>Description</u>	Governmental Activities <u>Estimated Lives</u>
Land improvements	15 - 20 years
Buildings and improvements	25 - 50 years
Leaseholder improvements	20 years
Furniture and equipment	5 - 20 years
Vehicles	15 - 20 years

**JACKSON LOCAL SCHOOL DISTRICT
STARK COUNTY, OHIO**

NOTES TO THE BASIC FINANCIAL STATEMENTS
FOR THE FISCAL YEAR ENDED JUNE 30, 2020

NOTE 2 - SUMMARY OF SIGNIFICANT ACCOUNTING POLICIES - (Continued)

I. Bond Issuance Costs/Unamortized Bond Premium and Discount/Deferred Loss or Gain on Debt Refunding

On government-wide and fund financial statements, bond issuance costs are expensed in the year they occur.

Bond premiums are deferred and amortized over the term of the bonds using the straight-line method, which approximates the effective interest method. Bond premiums are presented as an addition to the face amount of the bonds.

For bond refundings resulting in the defeasance of debt reported in the government-wide financial statements, the difference between the reacquisition price and the net carrying amount of the old debt is deferred and amortized as a component of interest expense. This accounting gain or loss is amortized over the remaining life of the old debt or the life of the new debt, whichever is shorter and is presented as a deferred outflow of resources (loss) or deferred inflow of resources (gain) on the statement of net position.

On the governmental fund financial statements, bond issuance costs and bond premiums are recognized in the current period. A reconciliation between the bonds face value and the amount reported on the statement of net position is presented in Note 8.A.

J. Interfund Balances

On fund financial statements, receivables and payables resulting from short-term interfund loans are classified as “due to/from other funds” and “interfund loans receivable/payable”. These amounts are eliminated in government activities column on the statement of net position. At June 30, 2020, there were no interfund loans outstanding.

K. Compensated Absences

Compensated absences of the District consist of vacation leave and sick leave to the extent that payments to the employee for these absences are attributable to services already rendered and are not contingent on a specific event that is outside the control of the District and the employee.

In accordance with the provisions of GASB Statement No. 16, “Accounting for Compensated Absences”, a liability for vacation leave is accrued if a) the employees’ rights to payment are attributable to services already rendered; and b) it is probable that the employer will compensate the employees for the benefits through paid time off or other means, such as cash payment at termination or retirement. An accrual for earned sick leave is made to the extent that it is probable that the benefits will result in termination (severance) benefits. A liability for sick leave is accrued using the vesting method; i.e., the liability is based on the sick leave accumulated at June 30, 2020, by those employees who are currently eligible to receive termination (severance) payments, as well as those employees expected to become eligible in the future, all employees at least 50 years of age with 10 years of service or any age with at least 15 years of service, were considered expected to become eligible to retire in accordance with GASB Statement No. 16.

The total liability for vacation and sick leave payments has been calculated using pay rates in effect at June 30, 2020 and reduced to the maximum payment allowed by labor contract and/or statute, plus any applicable additional salary related payments.

The entire compensated absence liability is reported on the government-wide financial statements.

**JACKSON LOCAL SCHOOL DISTRICT
STARK COUNTY, OHIO**

NOTES TO THE BASIC FINANCIAL STATEMENTS
FOR THE FISCAL YEAR ENDED JUNE 30, 2020

NOTE 2 - SUMMARY OF SIGNIFICANT ACCOUNTING POLICIES - (Continued)

For governmental fund financial statements, the current portion of unpaid compensated absences is the amount expected to be paid using expendable available resources. These amounts are recorded in the account "compensated absences payable" in the fund from which the employees who have accumulated unpaid leave are paid. The noncurrent portion of the liability is not reported.

L. Accrued Liabilities and Long-Term Obligations

All payables, accrued liabilities and long-term obligations are reported in the government-wide financial statements.

In general, governmental fund payables and accrued liabilities that, once incurred, are paid in a timely manner and in full from current financial resources are reported as obligations of the funds. However, compensated absences that will be paid from governmental funds are reported as a liability in the fund financial statements only to the extent that they are due for payment during the current year. Bonds are recognized as a liability on the fund financial statements when due. Net pension/OPEB liability should be recognized in the governmental funds to the extent that benefit payments are due and payable and the pension/OPEB plan's fiduciary net position is not sufficient for payment of those benefits.

M. Fund Balance

Fund balance is divided into five classifications based primarily on the extent to which the District is bound to observe constraints imposed upon the use of the resources in the governmental funds. The classifications are as follows:

Nonspendable - The nonspendable fund balance classification includes amounts that cannot be spent because they are not in spendable form or legally required to be maintained intact. The "not in spendable form" criterion includes items that are not expected to be converted to cash. It also includes the long-term amount of loans receivable.

Restricted - Fund balance is reported as restricted when constraints are placed on the use of resources that are either externally imposed by creditors (such as through debt covenants), grantors, contributors, or laws or regulations of other governments, or imposed by law through constitutional provisions or enabling legislation.

Committed - The committed fund balance classification includes amounts that can be used only for the specific purposes imposed by a formal action (resolution) of the District Board of Education (the highest level of decision making authority). Those committed amounts cannot be used for any other purpose unless the District Board of Education removes or changes the specified use by taking the same type of action (resolution) it employed to previously commit those amounts. Committed fund balance also incorporates contractual obligations to the extent that existing resources in the fund have been specifically committed for use in satisfying those contractual requirements.

Assigned - Amounts in the assigned fund balance classification are intended to be used by the District for specific purposes, but do not meet the criteria to be classified as restricted nor committed. In governmental funds other than the general fund, assigned fund balance represents the remaining amount that is not restricted or committed. In the general fund, assigned amounts represent intended uses established by policies of the District Board of Education, which includes giving the Treasurer the authority to constrain monies for intended purposes.

**JACKSON LOCAL SCHOOL DISTRICT
STARK COUNTY, OHIO**

NOTES TO THE BASIC FINANCIAL STATEMENTS
FOR THE FISCAL YEAR ENDED JUNE 30, 2020

NOTE 2 - SUMMARY OF SIGNIFICANT ACCOUNTING POLICIES - (Continued)

Unassigned - Unassigned fund balance is the residual classification for the general fund and includes all spendable amounts not contained in the other classifications. In other governmental funds, the unassigned classification is only used to report a deficit fund balance resulting from overspending for specific purposes for which amounts had been restricted, committed, or assigned.

The District applies restricted resources first when expenditures are incurred for purposes for which restricted and unrestricted (committed, assigned, and unassigned) fund balance is available. Similarly, within unrestricted fund balance, committed amounts are reduced first followed by assigned, and then unassigned amounts when expenditures are incurred for purposes for which amounts in any of the unrestricted fund balance classifications could be used.

N. Net Position

Net position represents the difference between assets and deferred outflows of resources and liabilities and deferred inflows of resources. The net position component “net investment in capital assets,” consists of capital assets, net of accumulated depreciation, reduced by the outstanding balances of any borrowing used for the acquisition, construction or improvement of those assets. Deferred outflows of resources and deferred inflows of resources that are attributable to the acquisition, construction or improvement of those assets or related debt also should be included in this component of net position. Net position is reported as restricted when there are limitations imposed on its use either through the enabling legislation adopted by the District or through external restrictions imposed by creditors, grantors or laws or regulations of other governments.

The District applies restricted resources first when an expense is incurred for purposes for which both restricted and unrestricted net position is available.

O. Prepayments

Certain payments to vendors reflect the costs applicable to future accounting periods and are recorded as prepaid items in both government-wide and fund financial statements. These items are reported as assets on the balance sheet using the consumption method. A current asset for the prepaid amounts is recorded at the time of the purchase and the expenditure/expense is reported in the year in which services are consumed. At fiscal year end, because prepayments are not available to finance future governmental fund expenditures, the fund balance is nonspendable on the fund financial statements by an amount equal to the carrying value of the asset.

P. Estimates

The preparation of the basic financial statements in conformity with GAAP requires management to make estimates and assumptions that affect the amounts reported in the basic financial statements and accompanying notes. Actual results may differ from those estimates.

Q. Interfund Activity

Exchange transactions between funds are reported as revenues in the seller funds and as expenditures in the purchaser funds. Flows of cash or goods from one fund to another without a requirement for repayment are reported as interfund transfers. Interfund transfers are reported as other financing sources/uses in governmental funds. Repayments from funds responsible for particular expenditures to the funds that initially paid for them are not presented on the basic financial statements.

**JACKSON LOCAL SCHOOL DISTRICT
STARK COUNTY, OHIO**

NOTES TO THE BASIC FINANCIAL STATEMENTS
FOR THE FISCAL YEAR ENDED JUNE 30, 2020

NOTE 2 - SUMMARY OF SIGNIFICANT ACCOUNTING POLICIES - (Continued)

R. Pensions/Other Postemployment Benefits (OPEB)

For purposes of measuring the net pension/OPEB liability, net OPEB asset, deferred outflows of resources and deferred inflows of resources related pensions/OPEB, and pension/OPEB expense, information about the fiduciary net position of the pension/OPEB plans and additions to/deductions from their fiduciary net position have been determined on the same basis as they are reported by the pension/OPEB plan. For this purpose, benefit payments (including refunds of employee contributions) are recognized when due and payable in accordance with the benefit terms. The pension/OPEB plans report investments at fair value.

S. Fair Value

The District categorizes its fair value measurements within the fair value hierarchy established by generally accepted accounting principles. The hierarchy is based on the valuation inputs used to measure the fair value of the asset. Level 1 inputs are quoted prices in active markets for identical assets; Level 2 inputs are significant other observable inputs; Level 3 inputs are significant unobservable inputs.

T. Extraordinary and Special Items

Extraordinary items are transactions or events that are both unusual in nature and infrequent in occurrence. Special items are transactions or events that are within the control of the Board of Education and that are either unusual in nature or infrequent in occurrence. During fiscal year 2020, the District did not incur any transactions that would be classified as an extraordinary item or special item.

NOTE 3 - ACCOUNTABILITY AND COMPLIANCE

A. Change in Accounting Principles

For fiscal year 2020, the District has implemented GASB Statement No. 84, "*Fiduciary Activities*" and GASB Statement No. 90, "*Majority Equity Interests - an amendment to GASB Statements No. 14 and No. 61*".

GASB Statement No. 84 establishes specific criteria for identifying activities that should be reported as fiduciary activities and clarifies whether and how business-type activities should report their fiduciary activities. Due to the implementation of GASB Statement No. 84, the District will no longer be reporting agency funds. The District reviewed its agency funds and certain funds will be reported in the new fiduciary classification of custodial funds, while other funds have been reclassified as governmental or proprietary funds. These fund reclassifications resulted in the restatement of the District's financial statements.

GASB Statement No. 90 improves the consistency and comparability of reporting a government's majority equity interest in a legally separate organization and improve the relevance of financial statement information for certain component units. It defines a majority equity interest and specifies that a majority equity interest in a legally separate organization should be reported as an investment if a government's holding of the equity interest meets the definition of an investment. The implementation of GASB Statement No. 90 did not have an effect on the financial statements of the District.

**JACKSON LOCAL SCHOOL DISTRICT
STARK COUNTY, OHIO**

NOTES TO THE BASIC FINANCIAL STATEMENTS
FOR THE FISCAL YEAR ENDED JUNE 30, 2020

NOTE 3 - ACCOUNTABILITY AND COMPLIANCE - (Continued)

B. Restatement of Net Position and Fund Balances

The implementation of GASB 84 had the following effect on fund balance as reported at June 30, 2019:

	General	Capital Projects	Other Governmental Funds	Total Governmental Funds
Fund Balance as previously reported	\$ 18,167,698	\$ 14,606,647	\$ 4,965,201	\$ 37,739,546
GASB Statement No. 84	2,769	-	288,647	291,416
Restated Fund Balance, at June 30, 2019	\$ 18,170,467	\$ 14,606,647	\$ 5,253,848	\$ 38,030,962

The implementation of the GASB 84 pronouncement had the following effect on the net position as reported at June 30, 2019:

	Governmental Activities
Net position as previously reported	\$ 17,426,551
GASB Statement No. 84	291,416
Restated net position at June 30, 2019	\$ 17,717,967

Due to the implementation of GASB Statement No.84, the new classification of custodial funds is reporting a beginning net position of \$0. Also, related to the implementation of GASB Statement No. 84, the District will no longer be reporting agency funds. At June 30, 2019, agency funds reported assets and liabilities of \$188,903. Also, related to the implementation of GASB Statement No. 84, the District will no longer be reporting private purpose trust funds. At June 30, 2019, private purpose trust funds reported a net position of \$105,036.

C. Deficit Fund Balances

Fund balances at June 30, 2020 included the following individual fund deficits:

<u>Nonmajor funds</u>	<u>Deficit</u>
Food service	\$ 462
Title VI-B	23,228
Title I	13,551
Title II-A	2,602

The general fund is liable for any deficit in these funds and provides transfers when cash is required, not when accruals occur. The deficit fund balances resulted from adjustments for accrued liabilities.

**JACKSON LOCAL SCHOOL DISTRICT
STARK COUNTY, OHIO**

NOTES TO THE BASIC FINANCIAL STATEMENTS
FOR THE FISCAL YEAR ENDED JUNE 30, 2020

NOTE 4 - DEPOSITS AND INVESTMENTS

State statutes classify monies held by the District into three categories.

Active deposits are public deposits necessary to meet current demands on the treasury. Such monies must be maintained either as cash in the District treasury, in commercial accounts payable or withdrawable on demand, including negotiable order of withdrawal (NOW) accounts, or in money market deposit accounts.

Inactive deposits are public deposits that the Board of Education has identified as not required for use within the current five year period of designation of depositories. Inactive deposits must either be evidenced by certificates of deposit maturing not later than the end of the current period of designation of depositories, or by savings or deposit accounts including, but not limited to, passbook accounts.

Interim deposits are deposits of interim monies. Interim monies are those monies which are not needed for immediate use, but which will be needed before the end of the current period of designation of depositories. Interim deposits must be evidenced by time certificates of deposit maturing not more than one year from the date of deposit or by savings or deposit accounts including passbook accounts.

Interim monies may be deposited or invested in the following securities:

1. United States Treasury Notes, Bills, Bonds, or any other obligation or security issued by the United States Treasury or any other obligation guaranteed as to principal and interest by the United States;
2. Bonds, notes, debentures, or any other obligations or securities issued by any federal government agency or instrumentality, including, but not limited to, the Federal National Mortgage Association, Federal Home Loan Bank, Federal Farm Credit Bank, Federal Home Loan Mortgage Corporation and Government National Mortgage Association. All federal agency securities shall be direct issuances of federal government agencies or instrumentalities;
3. Written repurchase agreements in the securities listed above provided that the fair value of the securities subject to the repurchase agreement must exceed the principal value of the agreement by at least two percent and be marked to market daily, and that the term of the agreement must not exceed thirty days;
4. Bonds and other obligations of the State of Ohio; and with certain limitations including a requirement for maturity within ten years from the date of settlement, bonds and other obligations of political subdivisions of the State of Ohio, if training requirements have been met;
5. Time certificates of deposit or savings or deposit accounts including, but not limited to, passbook accounts;
6. No-load money market mutual funds consisting exclusively of obligations described in items (1) and (2) above and repurchase agreements secured by such obligations, provided that investments in securities described in this division are made only through eligible institutions;
7. The State Treasurer's investment pool, the State Treasury Asset Reserve of Ohio (STAR Ohio); and
8. Certain banker's acceptance and commercial paper notes for a period not to exceed one-hundred-eighty days and two-hundred-seventy days, respectively, from the purchase date in an amount not to exceed forty percent of the interim monies available for investment at any one time.

**JACKSON LOCAL SCHOOL DISTRICT
STARK COUNTY, OHIO**

NOTES TO THE BASIC FINANCIAL STATEMENTS
FOR THE FISCAL YEAR ENDED JUNE 30, 2020

NOTE 4 - DEPOSITS AND INVESTMENTS - (Continued)

Protection of the deposits is provided by the Federal Deposit Insurance Corporation (FDIC), by eligible securities pledged by the financial institution as security for repayment, or by the financial institution participation in the Ohio Pooled Collateral System (OPCS), a collateral pool of eligible securities deposited with a qualified trustee and pledged to the Treasurer of State to secure the repayment of all public monies deposited in the financial institution.

Investments in stripped principal or interest obligations, reverse repurchase agreements and derivatives are prohibited. The issuance of taxable notes for the purpose of arbitrage, the use of leverage and short selling are also prohibited. Except as noted above, an investment must mature within five years from the date of purchase unless matched to a specific obligation or debt of the District, and must be purchased with the expectation that it will be held to maturity. Investments may only be made through specified dealers and institutions. Payment for investments may be made only upon delivery of the securities representing the investments to the Treasurer or qualified trustee or, if the securities are not represented by a certificate, upon receipt of confirmation of transfer from the custodian.

A. Cash on Hand

At fiscal year end, the District had \$2,459 in undeposited cash on hand which is included on the financial statements of the District as part of “equity in pooled cash and investments”.

B. Deposits with Financial Institutions

At June 30, 2020, the carrying amount of all District deposits was \$972,765 and the bank balance of all District deposits was \$1,557,065. Of the bank balance, \$296,328 was covered by the FDIC, \$746,974 was covered by the Ohio Pooled Collateral System and \$513,763 was exposed to custodial credit risk because this amount was uninsured and uncollateralized.

Custodial credit risk is the risk that, in the event of bank failure, the District will not be able to recover deposits or collateral securities that are in the possession of an outside party. The District has no deposit policy for custodial credit risk beyond the requirements of State statute. Ohio law requires that deposits either be insured or protected by (1) eligible securities pledged to the District and deposited with a qualified trustee by the financial institution as security for repayment whose fair value at all times shall be at least 105 percent of the deposits being secured, or (2) participation in the Ohio Pooled Collateral System (OPCS), a collateral pool of eligible securities deposited with a qualified trustee and pledged to the Treasurer of State to secure the repayment of all public monies deposited in the financial institution. OPCS requires the total fair value of the securities pledged to be 102 percent of the deposits being secured or a reduced rate set by the Treasurer of State. For fiscal year 2020, the District’s financial institution was approved for a reduced collateral rate of fifty percent through OPCS. Although all statutory requirements for the deposit of money has been followed, noncompliance with federal requirements could potentially subject the District to a successful claim by the FDIC.

C. Cash and Investments in Segregated Accounts

At June 30, 2020, the District had \$41,727 in cash and investments in segregated accounts held for scholarships. The amount is comprised of a U.S. Government money market account, American Electric Power (AEP) common stock and First Energy Corp common stock. The stock is valued using quoted market prices (Level 1 inputs).

**JACKSON LOCAL SCHOOL DISTRICT
STARK COUNTY, OHIO**

NOTES TO THE BASIC FINANCIAL STATEMENTS
FOR THE FISCAL YEAR ENDED JUNE 30, 2020

NOTE 4 - DEPOSITS AND INVESTMENTS - (Continued)

D. Investments

As of June 30, 2020, the District had the following investments and maturities:

Measurement/Investment Type:	Measurement Value	Investment Maturities		
		6 months or less	19 to 24 months	Greater than 24 months
<i>Fair value:</i>				
Commercial paper	\$ 3,198,789	\$ 3,198,789	\$ -	\$ -
FFCB	2,548,315	-	-	2,548,315
FHLMC	1,249,417	-	-	1,249,417
FNMA	583,166	-	-	583,166
U.S. Treasury notes	559,436	-	-	559,436
Negotiable CD's	6,029,275	248,363	3,009,842	2,771,070
U.S. Government money market	2,396,969	2,396,969	-	-
<i>Amortized Cost:</i>				
STAR Ohio	<u>27,147,675</u>	<u>27,147,675</u>	<u>-</u>	<u>-</u>
Total	<u>\$ 43,713,042</u>	<u>\$ 32,991,796</u>	<u>\$ 3,009,842</u>	<u>\$ 7,711,404</u>

The weighted average of maturity of investments is 0.78 years.

The District's investments in U.S. Government money market mutual funds are valued using quoted market prices in active markets (Level 1 inputs). The District's investments in commercial paper, federal agency securities (FNMA, FFCB, FHLMC), U.S. Treasury notes and negotiable CD's are valued using quoted prices in markets that are not considered to be active, dealer quotations or alternative pricing sources for similar assets or liabilities for which all significant inputs are observable, either directly or indirectly (Level 2 inputs).

Interest Rate Risk: As a means of limiting its exposure to fair value losses arising from rising interest rates and according to State law, the District's investment policy limits investment portfolio maturities to five years or less.

Credit Risk: The District's investments in commercial paper were rated P-1 by Moody's Investor Services. The District's investments in federal agency securities were rated AA+ and Aaa by Standard & Poor's and Moody's Investor Services, respectively. Standard & Poor's has assigned STAR Ohio and the U.S. Government money market an AAAM money market rating. Ohio Law requires that STAR Ohio maintain the highest rating provided by at least one nationally recognized standard rating service. The District's investment policy does not specifically address credit risk beyond the adherence to all relevant sections of the Ohio Revised Code.

Custodial Credit Risk: For an investment, custodial credit risk is the risk that, in the event of the failure of the counterparty, the District will not be able to recover the value of its investments or collateral securities that are in the possession of an outside party. The federal agency securities are exposed to custodial credit risk in that they are uninsured, unregistered and held by the counterparty's trust department or agent, but not in the District's name. The District has no investment policy dealing with investment custodial risk beyond the requirement in State statute that prohibits payment for investments prior to the delivery of the securities representing such investments to the Treasurer or qualified trustee.

**JACKSON LOCAL SCHOOL DISTRICT
STARK COUNTY, OHIO**

NOTES TO THE BASIC FINANCIAL STATEMENTS
FOR THE FISCAL YEAR ENDED JUNE 30, 2020

NOTE 4 - DEPOSITS AND INVESTMENTS - (Continued)

Concentration of Credit Risk: The District places no limit on the amount that may be invested in any one issuer. The following table includes the percentage of each investment type held by the District at June 30, 2020:

<u>Measurement/Investment type</u>	<u>Measurement Value</u>	<u>% of Total</u>
<i>Fair value:</i>		
Commercial paper	\$ 3,198,789	7.32
FFCB	2,548,315	5.83
FHLMC	1,249,417	2.86
FNMA	583,166	1.33
U.S. Treasury notes	559,436	1.28
Negotiable CD's	6,029,275	13.79
U.S. Government money market	2,396,969	5.48
<i>Amortized Cost:</i>		
STAR Ohio	<u>27,147,675</u>	<u>62.11</u>
Total	<u>\$ 43,713,042</u>	<u>100.00</u>

E. Reconciliation of Cash and Investments to the Statement of Net Position

The following is a reconciliation of cash and investments as reported in the note above to cash and investments as reported on the statement of net position as of June 30, 2020:

<u>Cash and investments per note</u>	
Carrying amount of deposits	\$ 972,765
Investments	43,713,042
Cash and investments in segregated accounts	41,727
Cash on hand	<u>2,459</u>
Total	<u>\$ 44,729,993</u>
 <u>Cash and investments per statement of net position</u>	
Governmental activities	<u>\$ 44,729,993</u>

NOTE 5 - PROPERTY TAXES

Property taxes are levied and assessed on a calendar year basis while the District fiscal year runs from July through June. First half tax collections are received by the District in the second half of the fiscal year. Second half tax distributions occur in the first half of the following fiscal year.

**JACKSON LOCAL SCHOOL DISTRICT
STARK COUNTY, OHIO**

NOTES TO THE BASIC FINANCIAL STATEMENTS
FOR THE FISCAL YEAR ENDED JUNE 30, 2020

NOTE 5 - PROPERTY TAXES - (Continued)

Property taxes include amounts levied against all real property and public utility property. Real property tax revenues received in calendar year 2020 represent the collection of calendar year 2019 taxes. Real property taxes received in calendar year 2020 were levied after April 1, 2019, on the assessed values as of January 1, 2019, the lien date. Assessed values for real property taxes are established by State statute at 35 percent of appraised fair value. Real property taxes are payable annually or semiannually. If paid annually, payment is due December 31; if paid semiannually, the first payment is due December 31, with the remainder payable by June 20. Under certain circumstances, State statute permits alternate payment dates to be established. Public utility property tax revenues received in calendar year 2020 represent the collection of calendar year 2019 taxes. Public utility real and personal property taxes received in calendar year 2020 became a lien on December 31, 2018, were levied after April 1, 2019, and are collected with real property taxes. Public utility real property is assessed at 35 percent of true value; public utility tangible personal property is currently assessed at varying percentages of true value.

The District receives property taxes from Stark and Summit Counties. The County Auditor/Fiscal Officer periodically advances to the District its portion of the taxes collected. Second-half real property tax payments collected by the County by June 30, 2020, are available to finance fiscal year 2020 operations. The amount available as an advance at June 30, 2020 was \$1,035,464 in the general fund, \$66,252 in the bond retirement fund (a nonmajor governmental fund) and \$34,869 in the permanent improvement fund (a nonmajor governmental fund). The amount available as an advance at June 30, 2019 was \$569,091 in the general fund, \$55,403 in the bond retirement fund (a nonmajor governmental fund) and \$19,105 in the permanent improvement fund (a nonmajor governmental fund). The amount of second-half real property taxes available for advance at fiscal year-end can vary based on the date the tax bills are sent.

Accrued property taxes receivable includes real property, public utility property and delinquent tangible personal property taxes which are measurable as of June 30, 2020 and for which there is an enforceable legal claim. Although total property tax collections for the next fiscal year are measurable, only the amount of real property taxes available as an advance at June 30 was levied to finance current fiscal year operations and is reported as revenue at fiscal year-end. The portion of the receivable not levied to finance current fiscal year operations is offset by a credit to deferred inflows.

On the accrual basis of accounting, collectible delinquent property taxes have been recorded as a receivable and revenue, while on a modified accrual basis of accounting the revenue has been reported as a deferred inflow.

The assessed values upon which the fiscal year 2020 taxes were collected are:

	2019 Second Half Collections		2020 First Half Collections	
	<u>Amount</u>	<u>Percent</u>	<u>Amount</u>	<u>Percent</u>
Agricultural/residential and other real estate	\$ 1,497,637,140	95.82	\$ 1,515,559,360	95.58
Public utility personal	<u>65,262,750</u>	<u>4.18</u>	<u>70,069,700</u>	<u>4.42</u>
Total	<u>\$ 1,562,899,890</u>	<u>100.00</u>	<u>\$ 1,585,629,060</u>	<u>100.00</u>
Tax rate per \$1,000 of assessed valuation for:				
Operations	\$45.30		\$45.20	
Bond	2.90		1.90	
Permanent improvement	1.00		1.00	

**JACKSON LOCAL SCHOOL DISTRICT
STARK COUNTY, OHIO**

NOTES TO THE BASIC FINANCIAL STATEMENTS
FOR THE FISCAL YEAR ENDED JUNE 30, 2020

NOTE 6 - RECEIVABLES

Receivables at June 30, 2020 consisted of property taxes, payment in lieu of taxes, accounts (billings for user charged services and student fees), accrued interest, and intergovernmental grants and entitlements. All receivables are considered collectible in full due to the ability to foreclose for the nonpayment of taxes, the stable condition of State programs and the current year guarantee of federal funds. A summary of the principal items of receivables reported on the statement of net position follows:

Governmental activities:

Property taxes	\$ 47,776,858
Payment in lieu of taxes	94,530
Accounts	21,100
Accrued interest	33,164
Intergovernmental	<u>273,803</u>
Total	<u>\$ 48,199,455</u>

Receivables have been disaggregated on the face of the basic financial statements. All receivables are expected to be collected in the subsequent year.

NOTE 7 - CAPITAL ASSETS

	Balance <u>June 30, 2019</u>	<u>Additions</u>	<u>Disposals</u>	Balance <u>June 30, 2020</u>
<i>Capital assets, not being depreciated:</i>				
Land	\$ 2,457,911	\$ -	\$ -	\$ 2,457,911
Construction in progress	<u>356,712</u>	<u>482,288</u>	<u>(395,885)</u>	<u>443,115</u>
Total capital assets, not being depreciated	<u>2,814,623</u>	<u>482,288</u>	<u>(395,885)</u>	<u>2,901,026</u>
<i>Capital assets, being depreciated:</i>				
Land improvements	10,177,678	98,077	-	10,275,755
Building and improvements	115,797,760	612,073	-	116,409,833
Leaseholder improvements	-	693,116	-	693,116
Furniture and equipment	3,273,917	69,767	-	3,343,684
Vehicles	<u>6,533,789</u>	<u>671,456</u>	<u>(788,290)</u>	<u>6,416,955</u>
Total capital assets, being depreciated	<u>135,783,144</u>	<u>2,144,489</u>	<u>(788,290)</u>	<u>137,139,343</u>
<i>Less: accumulated depreciation:</i>				
Land improvements	(6,743,810)	(406,996)	-	(7,150,806)
Building and improvements	(48,298,460)	(2,563,211)	-	(50,861,671)
Leaseholder improvements	-	(11,551)	-	(11,551)
Furniture and equipment	(2,941,893)	(101,615)	-	(3,043,508)
Vehicles	<u>(3,341,284)</u>	<u>(238,458)</u>	<u>788,290</u>	<u>(2,791,452)</u>
Total accumulated depreciation	<u>(61,325,447)</u>	<u>(3,321,831)</u>	<u>788,290</u>	<u>(63,858,988)</u>
Governmental activities capital assets, net	<u>\$ 77,272,320</u>	<u>\$ (695,054)</u>	<u>\$ (395,885)</u>	<u>\$ 76,181,381</u>

**JACKSON LOCAL SCHOOL DISTRICT
STARK COUNTY, OHIO**

NOTES TO THE BASIC FINANCIAL STATEMENTS
FOR THE FISCAL YEAR ENDED JUNE 30, 2020

NOTE 7 - CAPITAL ASSETS – (Continued)

Depreciation expense was charged to governmental functions as follows:

<u>Instruction:</u>	
Regular	\$ 1,901,952
Special	95,069
Vocational	161,140
<u>Support services:</u>	
Pupil	50,813
Instructional staff	110,683
Administration	58,547
Fiscal	20,256
Operations and maintenance	214,956
Pupil transportation	248,981
Central	36,073
Food service operations	194,245
Extracurricular activities	<u>229,116</u>
Total depreciation expense	<u>\$ 3,321,831</u>

NOTE 8 - LONG-TERM OBLIGATIONS

A. During the fiscal year 2020, the following activity occurred in governmental activities long-term obligations.

	Balance			Balance	Amount
	<u>June 30, 2019</u>	<u>Increase</u>	<u>Decrease</u>	<u>June 30, 2020</u>	<u>Due in</u>
					<u>One Year</u>
General obligation bonds	\$ 35,625,000	\$ -	\$ (3,370,000)	\$ 32,255,000	\$ 1,955,000
Net pension liability	61,500,210	2,552,314	-	64,052,524	-
Net OPEB liability	6,953,655	-	(332,687)	6,620,968	-
Compensated absences	<u>4,571,054</u>	<u>606,146</u>	<u>(399,867)</u>	<u>4,777,333</u>	<u>276,800</u>
Total	<u>\$ 108,649,919</u>	<u>\$ 3,158,460</u>	<u>\$ (4,102,554)</u>	107,705,825	<u>\$ 2,231,800</u>
Add: unamortized premium				<u>1,945,500</u>	
Total on statement of net position				<u>\$ 109,651,325</u>	

General Obligation Bonds: See Note 8.B - 8.E for more details.

Net Pension Liability and Net OPEB Liability/Asset: See Notes 11 and 12 for details. The District pays obligations related to employee compensation from the fund benefiting from their service.

Compensated Absences: The District pays compensated absences primarily from the general fund and food service fund (a nonmajor governmental fund).

**JACKSON LOCAL SCHOOL DISTRICT
STARK COUNTY, OHIO**

NOTES TO THE BASIC FINANCIAL STATEMENTS
FOR THE FISCAL YEAR ENDED JUNE 30, 2020

NOTE 8 - LONG-TERM OBLIGATIONS - (Continued)

- B. Series 2013 Refunding Bonds:** On July 11, 2013, the District issued general obligation bonds (Series 2013 Refunding Bonds) to advance refund a portion of the Series 2005 B current interest general obligation bonds (principal \$10,705,000). The issuance proceeds of \$10,705,000 were used to purchase securities which were placed in an irrevocable trust to provide resources for all future debt service payments on the refunded debt. This refunded debt is considered defeased (in-substance) and accordingly, has been removed from the statement of net position.

The refunding issue is comprised of current interest bonds, par value \$10,705,000, that carry an interest rate of 4.81%. Interest payments on the current interest bonds are due on June 1 and December 1 of each year. The final maturity stated in the issue was December 1, 2019.

The reacquisition price exceeded the net carrying amount of the old debt by \$927,721. This amount is being netted against the new debt and amortized over the remaining life of the refunding debt, which has a final maturity date of December 1, 2019. This advance refunding was undertaken to reduce the combined total debt service payments by \$451,970 and resulted in an economic gain of \$427,203.

The following is a schedule of activity for fiscal year 2020 on the Series 2013 refunding bonds:

	<u>Balance</u>			<u>Balance</u>
	<u>June 30, 2019</u>	<u>Additions</u>	<u>Reductions</u>	<u>June 30, 2020</u>
Current interest bonds -				
Series 2013 refunding bonds	\$ 1,435,000	\$ -	\$(1,435,000)	\$ -

- C. Series 2016 Refunding Bonds:** On July 27, 2016, the District issued general obligation bonds (Series 2016 Refunding Bonds) to advance refund \$15,560,000 of the Series 2007 Refunding Bonds. The issuance proceeds were used to purchase securities which were placed in an irrevocable trust to provide resources for all future debt service payments on the refunded debt. This refunded debt is considered defeased (in-substance) and accordingly, has been removed from the statement of net position. The balance of the refunded bonds outstanding at June 30, 2020 was \$12,120,000.

The refunding issue is comprised of both current interest bonds, par value \$14,495,000, and capital appreciation bonds, par value \$1,064,838. The interest rates on the current interest bonds range from 0.700% to 2.437%. The capital appreciation bonds matured on December 1, 2018 (stated interest rate 26.160%) at a redemption price equal to 100% of the principal, plus accrued interest to the redemption date. The accreted value at maturity for the capital appreciation bonds was \$1,895,000. Interest payments of the current interest bonds are due on June 1 and December 1 of each year. The final maturity date stated on the issue is December 1, 2025.

The following is a schedule of activity for fiscal year 2020 on the Series 2016 refunding bonds:

	<u>Balance</u>			<u>Balance</u>
	<u>June 30, 2019</u>	<u>Additions</u>	<u>Reductions</u>	<u>June 30, 2020</u>
Current interest bonds -				
Series 2017 refunding bonds	\$ 13,955,000	\$ -	\$(1,900,000)	\$ 12,055,000
Total G.O. bonds	<u>\$ 13,955,000</u>	<u>\$ -</u>	<u>\$(1,900,000)</u>	<u>\$ 12,055,000</u>

**JACKSON LOCAL SCHOOL DISTRICT
STARK COUNTY, OHIO**

NOTES TO THE BASIC FINANCIAL STATEMENTS
FOR THE FISCAL YEAR ENDED JUNE 30, 2020

NOTE 8 - LONG-TERM OBLIGATIONS - (Continued)

The reacquisition price exceeded the net carrying amount of the old debt by \$219,506. This amount is being netted against the new debt and amortized over the remaining life of the refunded debt, which is equal to the life of the new debt issued. This advance refunding was undertaken to reduce the combined total debt service payments by \$1,425,365 and resulted in an economic gain of \$1,296,883.

The following is a summary of the future debt service requirements to maturity for the Series 2016 refunding bonds:

Fiscal Year Ending	Current Interest Bonds			
	June 30,	Principal	Interest	Total
2021	\$ 1,920,000	\$ 229,722	\$ 2,149,722	\$ 2,149,722
2022	1,950,000	198,925	2,148,925	2,148,925
2023	1,980,000	163,445	2,143,445	2,143,445
2024	2,025,000	122,006	2,147,006	2,147,006
2025	2,065,000	75,672	2,140,672	2,140,672
2026	2,115,000	25,771	2,140,771	2,140,771
Total	\$ 12,055,000	\$ 815,541	\$ 12,870,541	\$ 12,870,541

- D. Series 2017 Refunding Bonds:** On March 14, 2017, the District issued general obligation bonds (Series 2017 Refunding Bonds) to advance refund \$9,670,000 of the Series 2007 Refunding Bonds. The issuance proceeds were used to purchase securities which were placed in an irrevocable trust to provide resources for all future debt service payments on the refunded debt. This refunded debt is considered defeased (in-substance) and accordingly, has been removed from the statement of net position. The balance of the refunded bonds outstanding at June 30, 2020 was \$9,670,000.

The refunding issue is comprised of current interest bonds, par value \$9,060,000, that carry an interest rate ranging from 2.00% to 4.00%. Interest payments on the current interest bonds are due on June 1 and December 1 of each year. The final maturity stated in the issue is December 1, 2033.

The net carrying amount of the old debt exceeded the reacquisition price by \$37,151. This amount is being netted against the new debt and amortized over the remaining life of the refunded debt, which is equal to the life of the new debt issued. This advance refunding was undertaken to reduce the combined total debt service payments by \$1,632,138 and resulted in an economic gain of \$1,070,015.

The following is a schedule of activity for fiscal year 2020 on the Series 2017 refunding bonds:

	Balance June 30, 2019	Additions	Reductions	Balance June 30, 2020
Current interest bonds -				
Series 2017 refunding bonds	\$ 8,930,000	\$ -	\$ (15,000)	\$ 8,915,000

**JACKSON LOCAL SCHOOL DISTRICT
STARK COUNTY, OHIO**

NOTES TO THE BASIC FINANCIAL STATEMENTS
FOR THE FISCAL YEAR ENDED JUNE 30, 2020

NOTE 8 - LONG-TERM OBLIGATIONS - (Continued)

The following is a summary of the future debt service requirements to maturity for the Series 2017 refunding bonds:

Fiscal Year Ending June 30,	Current Interest Bonds		
	Principal	Interest	Total
2021	\$ 15,000	\$ 354,725	\$ 369,725
2022	15,000	354,425	369,425
2023	15,000	354,125	369,125
2024	15,000	353,807	368,807
2025	15,000	353,450	368,450
2026 - 2030	90,000	1,759,281	1,849,281
2031 - 2034	<u>8,750,000</u>	<u>833,400</u>	<u>9,583,400</u>
Total	<u>\$ 8,915,000</u>	<u>\$ 4,363,213</u>	<u>\$ 13,278,213</u>

- E. *Series 2018 Refunding Bonds:*** During fiscal year 2018, the District issued \$11,460,000 in general obligation bonds to refund \$12,035,000 of the Series 2007 Refunding Bonds. The issuance proceeds were used to purchase securities which were placed in an irrevocable trust to provide resources for all future debt service payments on the refunded debt. This refunded debt is considered defeased (in-substance) and accordingly, has been removed from the statement of net position. The balance of the refunded bonds outstanding at June 30, 2020 was \$12,035,000.

The issue is comprised of both current interest bonds, par value \$11,460,000. The interest rates on the current interest bonds range from 2.00% - 4.00%. Interest payments on the current interest bonds are due on June 1 and December 1 of each year. The final maturity stated in the issue is December 1, 2030.

The net carrying amount of the old debt exceeded the reacquisition price by \$81,470. This amount is being netted against the new debt and amortized over the remaining life of the refunding debt, which has a final maturity date of December 1, 2030. This advance refunding was undertaken to reduce the combined total debt service payments by \$1,403,616 and resulted in an economic gain of \$1,104,469.

The following is a schedule of activity for fiscal year 2020 on the Series 2018 refunding bonds:

	Balance June 30, 2019	Additions	Reductions	Balance June 30, 2020
Current interest bonds -				
Series 2018 refunding bonds	<u>\$11,305,000</u>	<u>\$ -</u>	<u>\$ (20,000)</u>	<u>\$ 11,285,000</u>

**JACKSON LOCAL SCHOOL DISTRICT
STARK COUNTY, OHIO**

NOTES TO THE BASIC FINANCIAL STATEMENTS
FOR THE FISCAL YEAR ENDED JUNE 30, 2020

NOTE 8 - LONG-TERM OBLIGATIONS - (Continued)

The following is a summary of the future debt service requirements to maturity for the series 2018 refunding bonds:

Fiscal Year Ending June 30,	<u>2018 Refunding Bonds</u>		
	<u>Current Interest Bonds</u>		
	<u>Principal</u>	<u>Interest</u>	<u>Total</u>
2021	\$ 20,000	\$ 448,687	\$ 468,687
2022	20,000	448,287	468,287
2023	20,000	447,888	467,888
2024	25,000	447,422	472,422
2025	25,000	446,875	471,875
2026 - 2030	9,255,000	1,510,297	10,765,297
2031	<u>1,920,000</u>	<u>38,400</u>	<u>1,958,400</u>
Total	<u>\$ 11,285,000</u>	<u>\$ 3,787,856</u>	<u>\$ 15,072,856</u>

F. Legal Debt Margin

The Ohio Revised Code provides that voted net general obligation debt of the District shall never exceed 9% of the total assessed valuation of the District. The code further provides that unvoted indebtedness shall not exceed 1/10 of 1% of the property valuation of the District. The code additionally states that unvoted indebtedness related to energy conservation debt shall not exceed 9/10 of 1% of the property valuation of the District. The assessed valuation used in determining the District's legal debt margin has been modified by House Bill 530 which became effective March 30, 2006. In accordance with House Bill 530, the assessed valuation used in the District's legal debt margin calculation excluded tangible personal property used in business, telephone or telegraph property, interexchange telecommunications company property, and personal property owned or leased by a railroad company and used in railroad operations. The effects of these debt limitations at June 30, 2020, are a voted debt margin of \$113,635,828 (including available funds of \$3,184,213) and an unvoted debt margin of \$1,585,629.

NOTE 9 - EMPLOYEE BENEFITS

A. Compensated Absences

The criteria for determining vested vacation and sick leave benefits are derived from negotiated agreements and State laws. Non-certified employees earn 10 to 22 days of vacation per year, depending upon length of service and hours worked. Teachers do not earn vacation time. Administrators are employed to work no more than 226 days per year. Teachers, administrators and non-certified employees earn sick leave at the rate of one and one-fourth days per month up to a maximum of 355 days for non-certified and 350 days for certified employees. Upon retirement, non-certified employees and certified employees with less than fifteen years with the District receive payment for one-fourth of the total sick leave accumulation, up to a maximum of 50 days. Upon retirement, non-certified and certified employees with fifteen years or more with the District receive payment for one-fourth of the total sick leave accumulation, up to a maximum of 72 days for certified employees and 73 days for classified employees. In addition, certified and classified employees shall be paid \$10 per day for every day of sick leave accumulated from 200 to 300 days and \$20 per day from 301 days up to a maximum of 350 days.

**JACKSON LOCAL SCHOOL DISTRICT
STARK COUNTY, OHIO**

NOTES TO THE BASIC FINANCIAL STATEMENTS
FOR THE FISCAL YEAR ENDED JUNE 30, 2020

NOTE 9 - EMPLOYEE BENEFITS – (Continued)

B. Life Insurance

The District provides life insurance and accidental death and dismemberment insurance to most employees. Life insurance is provided through the Stark County Schools Council of Governments Health Benefits Program.

NOTE 10 - RISK MANAGEMENT

A. Comprehensive

The District maintains comprehensive insurance coverage with private carriers for liability, real property, building contents and vehicles for which the policy period was September 1, 2019 through September 1, 2020. Vehicle policies include liability coverage for bodily injury and property damage. In addition, real property contents are 100% blanket coverage. The following is a description of the District's insurance coverage:

<u>Limits of Coverage</u>	<u>Insurer</u>	<u>Coverage</u>	<u>Deductible</u>
General Liability:	Liberty Mutual		
Each Occurrence		\$ 1,000,000	\$ 0
General Aggregate		2,000,000	
Products/Complete Operations Aggregate		2,000,000	0
Building and Contents Replacement Cost	Liberty Mutual		5,000
		216,270,260	
Fleet:	Liberty Mutual		
Auto Liability		1,000,000	0
Uninsured Motorist		100,000	0
Comprehensive			250
Collision			500
Umbrella Liability - Each Occurrence	Liberty Mutual	10,000,000	
General Aggregate		10,000,000	10,000
Product/Completed Ops Aggregate		10,000,000	Retention
Employee Benefits Liability	Liberty Mutual		
Each Employee		\$1,000,000	\$1,000
Aggregate		3,000,000	
School Leaders Errors and Omissions Liability	Liberty Mutual		
Each Wrongful Act		1,000,000	2,500
Aggregate		1,000,000	
School Law Enforcement Liability	Liberty Mutual		
Each Wrongful Act		1,000,000	2,500
Aggregate		1,000,000	0
Sexual Misconduct and Molestation Liability	Liberty Mutual		
Each Loss Limit		1,000,000	0
Aggregate		1,000,000	0
Innocent Party Aggregate		300,000	0

**JACKSON LOCAL SCHOOL DISTRICT
STARK COUNTY, OHIO**

NOTES TO THE BASIC FINANCIAL STATEMENTS
FOR THE FISCAL YEAR ENDED JUNE 30, 2020

NOTE 10 - RISK MANAGEMENT - (Continued)

<u>Limits of Coverage</u>	<u>Insurer</u>	<u>Coverage</u>	<u>Deductible</u>
Employers Stop GAP Liability	Liberty Mutual	\$1,000,000	
Bodily Injury by Accident/ Each Accident Limit	Liberty Mutual	1,000,000	0
Bodily Injury by Disease/ Policy Limit	Liberty Mutual	1,000,000	
Bodily Injury by Disease/ Each Employee Limit	Liberty Mutual	1,000,000	
Aggregate Limit		2,000,000	
Data Compromise Coverage			
Response Expense Limit	Liberty Mutual	500,000	5,000
Defense & Liability Limit		500,000	5,000
Violent Event Response	Liberty Mutual	300,000	0

Settled claims have not exceeded this commercial coverage in any of the past three years. There has been no significant reduction in insurance coverage from last fiscal year.

B. Shared Risk Pool

The District has contracted with the Stark County Schools Council of Governments Health Benefits Program to provide employee medical/surgical and dental benefits. The Stark County Schools Council's Health Benefits Program is a shared risk pool comprised of an 85 member council of which 66 are member school Districts. Rates are set through an annual calculation process. The District pays a monthly contribution which is paid in a common fund from which claim payments are made for all participants regardless of claims flow. The board of directors has the right to return monies to an exiting school district subsequent to the settlements of all expenses and claims. The District pays health premiums of \$1,858 for family coverage and \$765 for single coverage per employee per month. The District pays dental premiums of \$231 for family coverage and \$93 for single coverage per employee per month.

C. Workers' Compensation

The District participates in a workers compensation program jointly sponsored by the Ohio Association of School Business Officials (OASBO) and the Ohio School Board Association (OSBA), known as SchoolComp. CompManagement, Inc. (CMI) is the program's third party administrator. SchoolComp serves to group its members' risks for the purpose of obtaining a favorable experience rating to determine its premium liability to the Ohio Bureau of Workers' Compensation (OBWC) and the Ohio Workers' Compensation Fund. This may be accomplished through participation in a group rating program or through group retrospective rating. The District has chosen to participate in the group retrospective rating program for 2020. Participation in SchoolComp is restricted to members who meet enrollment criteria and are jointly in good standing with OASBO and OSBA. OASBO and OSBA are certified sponsors recognized by OBWC.

**JACKSON LOCAL SCHOOL DISTRICT
STARK COUNTY, OHIO**

NOTES TO THE BASIC FINANCIAL STATEMENTS
FOR THE FISCAL YEAR ENDED JUNE 30, 2020

NOTE 11 - DEFINED BENEFIT PENSION PLANS

Net Pension Liability

The net pension liability reported on the statement of net position represents a liability to employees for pensions. Pensions are a component of exchange transactions—between an employer and its employees—of salaries and benefits for employee services. Pensions are provided to an employee—on a deferred-payment basis—as part of the total compensation package offered by an employer for employee services each financial period. The obligation to sacrifice resources for pensions is a present obligation because it was created as a result of employment exchanges that already have occurred.

The net pension liability represents the District's proportionate share of each pension plan's collective actuarial present value of projected benefit payments attributable to past periods of service, net of each pension plan's fiduciary net position. The net pension liability calculation is dependent on critical long-term variables, including estimated average life expectancies, earnings on investments, cost of living adjustments and others. While these estimates use the best information available, unknowable future events require adjusting this estimate annually.

The Ohio Revised Code limits the District's obligation for this liability to annually required payments. The District cannot control benefit terms or the manner in which pensions are financed; however, the District does receive the benefit of employees' services in exchange for compensation including pension.

GASB 68 assumes the liability is solely the obligation of the employer, because (1) they benefit from employee services; and (2) State statute requires all funding to come from these employers. All contributions to date have come solely from these employers (which also includes costs paid in the form of withholdings from employees). State statute requires the pension plans to amortize unfunded liabilities within 30 years. If the amortization period exceeds 30 years, each pension plan's board must propose corrective action to the State legislature. Any resulting legislative change to benefits or funding could significantly affect the net pension liability. Resulting adjustments to the net pension liability would be effective when the changes are legally enforceable.

The proportionate share of each plan's unfunded benefits is presented as a long-term *net pension liability* on the accrual basis of accounting. Any liability for the contractually-required pension contribution outstanding at the end of the year is included in *pension and postemployment benefits payable* on both the accrual and modified accrual bases of accounting.

Plan Description - School Employees Retirement System (SERS)

Plan Description - The District non-teaching employees participate in SERS, a cost-sharing multiple-employer defined benefit pension plan administered by SERS. SERS provides retirement, disability and survivor benefits, annual cost-of-living adjustments, and death benefits to plan members and beneficiaries. Authority to establish and amend benefits is provided by Ohio Revised Code Chapter 3309. SERS issues a publicly available, stand-alone financial report that includes financial statements, required supplementary information and detailed information about SERS' fiduciary net position. That report can be obtained by visiting the SERS website at www.ohsers.org under Employers/Audit Resources.

**JACKSON LOCAL SCHOOL DISTRICT
STARK COUNTY, OHIO**

NOTES TO THE BASIC FINANCIAL STATEMENTS
FOR THE FISCAL YEAR ENDED JUNE 30, 2020

NOTE 11 - DEFINED BENEFIT PENSION PLANS - (Continued)

Age and service requirements for retirement are as follows:

	Eligible to Retire on or before August 1, 2017 *	Eligible to Retire after August 1, 2017
Full benefits	Age 65 with 5 years of services credit; or Any age with 30 years of service credit	Age 67 with 10 years of service credit; or Age 57 with 30 years of service credit
Actuarially reduced benefits	Age 60 with 5 years of service credit; or Age 55 with 25 years of service credit	Age 62 with 10 years of service credit; or Age 60 with 25 years of service credit

* Members with 25 years of service credit as of August 1, 2017 will be included in this plan.

Annual retirement benefits are calculated based on final average salary multiplied by a percentage that varies based on years of service; 2.2% for the first thirty years of service and 2.5% for years of service credit over 30. Final average salary is the average of the highest three years of salary.

Effective January 1, 2018, SERS cost-of-living adjustment (COLA) changed from a fixed 3% annual increase to one based on the Consumer Price Index (CPI-W) with a cap of 2.5% and a floor of 0%. SERS also has the authority to award or suspend the COLA, or to adjust the COLA above or below CPI-W. SERS suspended the COLA increases for 2018, 2019 and 2020 for current retirees, and confirmed their intent to implement a four-year waiting period for the start of a COLA for future retirees.

Funding Policy - Plan members are required to contribute 10% of their annual covered salary and the District is required to contribute 14% of annual covered payroll. The contribution requirements of plan members and employers are established and may be amended by the SERS' Retirement Board up to statutory maximum amounts of 10% for plan members and 14% for employers. The Retirement Board, acting with the advice of the actuary, allocates the employer contribution rate among four of the System's funds (Pension Trust Fund, Death Benefit Fund, Medicare B Fund, and Health Care Fund). For the fiscal year ended June 30, 2020, the allocation to pension, death benefits, and Medicare B was 14.0%.

The District's contractually required contribution to SERS was \$1,147,117 for fiscal year 2020. Of this amount, \$142,018 is reported as pension and postemployment benefits payable.

Plan Description - State Teachers Retirement System (STRS)

Plan Description - Licensed teachers participate in STRS, a cost-sharing multiple-employer public employee retirement system administered by STRS. STRS provides retirement and disability benefits to members and death and survivor benefits to beneficiaries. STRS issues a stand-alone financial report that includes financial statements, required supplementary information and detailed information about STRS' fiduciary net position. That report can be obtained by writing to STRS, 275 E. Broad St., Columbus, OH 43215-3771, by calling (888) 227-7877, or by visiting the STRS website at www.strsoh.org.

New members have a choice of three retirement plans; a Defined Benefit (DB) Plan, a Defined Contribution (DC) Plan and a Combined (CO) Plan. Benefits are established by Ohio Revised Code Chapter 3307. The DB Plan offers an annual retirement allowance based on final average salary multiplied by a percentage that varies based on years of service. Effective August 1, 2015, the calculation will be 2.2% of final average salary for the five highest years of earnings multiplied by all years of service. Effective July 1, 2017, the cost-of-living adjustment was reduced to zero. Members are eligible to retire at age 60 with five years of qualifying service credit, or age 55 with 28 years of service, or 33 years of service regardless of age. Eligibility changes will be phased in until August 1, 2026, when retirement eligibility for unreduced benefits will be five years of service credit and age 65, or 35 years of service credit and at least age 60.

**JACKSON LOCAL SCHOOL DISTRICT
STARK COUNTY, OHIO**

NOTES TO THE BASIC FINANCIAL STATEMENTS
FOR THE FISCAL YEAR ENDED JUNE 30, 2020

NOTE 11 - DEFINED BENEFIT PENSION PLANS - (Continued)

The DC Plan allows members to place all of their member contributions and 9.53% of the 14% employer contributions into an investment account. Investment allocation decisions are determined by the member. The remaining 4.47% of the 14% employer rate is allocated to the defined benefit unfunded liability. A member is eligible to receive a retirement benefit at age 50 and termination of employment. The member may elect to receive a lifetime monthly annuity or a lump sum withdrawal.

The Combined Plan offers features of both the DB Plan and the DC Plan. In the Combined Plan, 12% of the 14% member rate goes to the DC Plan and the remaining 2% is applied to the DB Plan. Member contributions to the DC Plan are allocated among investment choices by the member, and contributions to the DB Plan from the employer and the member are used to fund the defined benefit payment at a reduced level from the regular DB Plan. The defined benefit portion of the Combined Plan payment is payable to a member on or after age 60 with five years of service. The defined contribution portion of the account may be taken as a lump sum payment or converted to a lifetime monthly annuity after termination of employment at age 50 or later.

New members who choose the DC Plan or Combined Plan will have another opportunity to reselect a permanent plan during their fifth year of membership. Members may remain in the same plan or transfer to another STRS plan. The optional annuitization of a member's defined contribution account or the defined contribution portion of a member's Combined Plan account to a lifetime benefit results in STRS bearing the risk of investment gain or loss on the account. STRS has therefore included all three plan options as one defined benefit plan for GASB 68 reporting purposes.

A DB or Combined Plan member with five or more years of credited service who is determined to be disabled may qualify for a disability benefit. Eligible survivors of members who die before service retirement may qualify for monthly benefits. New members on or after July 1, 2013, must have at least ten years of qualifying service credit to apply for disability benefits. Members in the DC Plan who become disabled are entitled only to their account balance. If a member of the DC Plan dies before retirement benefits begin, the member's designated beneficiary is entitled to receive the member's account balance.

Funding Policy - Employer and member contribution rates are established by the State Teachers Retirement Board and limited by Chapter 3307 of the Ohio Revised Code. For fiscal year 2020, plan members were required to contribute 14% of their annual covered salary. The District was required to contribute 14%; the entire 14% was the portion used to fund pension obligations. The fiscal year 2020 contribution rates were equal to the statutory maximum rates.

The District's contractually required contribution to STRS was \$3,582,573 for fiscal year 2020. Of this amount, \$635,360 is reported as pension and postemployment benefits payable.

Pension Liabilities, Pension Expense, and Deferred Outflows of Resources and Deferred Inflows of Resources Related to Pensions

The net pension liability was measured as of June 30, 2019, and the total pension liability used to calculate the net pension liability was determined by an actuarial valuation as of that date. The District's proportion of the net pension liability was based on the District's share of contributions to the pension plan relative to the projected contributions of all participating entities.

**JACKSON LOCAL SCHOOL DISTRICT
STARK COUNTY, OHIO**

NOTES TO THE BASIC FINANCIAL STATEMENTS
FOR THE FISCAL YEAR ENDED JUNE 30, 2020

NOTE 11 - DEFINED BENEFIT PENSION PLANS - (Continued)

Following is information related to the proportionate share and pension expense:

	<u>SERS</u>	<u>STRS</u>	<u>Total</u>
Proportion of the net pension liability prior measurement date	0.24627440%	0.21555461%	
Proportion of the net pension liability current measurement date	<u>0.25747580%</u>	<u>0.21998018%</u>	
Change in proportionate share	<u>0.01120140%</u>	<u>0.00442557%</u>	
Proportionate share of the net pension liability	\$ 15,405,229	\$ 48,647,295	\$ 64,052,524
Pension expense	\$ 2,581,992	\$ 7,557,364	\$ 10,139,356

At June 30, 2020, the District reported deferred outflows of resources and deferred inflows of resources related to pensions from the following sources:

	<u>SERS</u>	<u>STRS</u>	<u>Total</u>
Deferred outflows of resources			
Differences between expected and actual experience	\$ 390,642	\$ 396,070	\$ 786,712
Changes of assumptions	-	5,714,564	5,714,564
Difference between District contributions and proportionate share of contributions/ change in proportionate share	514,762	2,035,098	2,549,860
Contributions subsequent to the measurement date	<u>1,147,117</u>	<u>3,582,573</u>	<u>4,729,690</u>
Total deferred outflows of resources	<u>\$ 2,052,521</u>	<u>\$ 11,728,305</u>	<u>\$ 13,780,826</u>
Deferred inflows of resources			
Differences between expected and actual experience	\$ -	\$ 210,585	\$ 210,585
Net difference between projected and actual earnings on pension plan investments	197,745	2,377,615	2,575,360
Difference between District contributions and proportionate share of contributions/ change in proportionate share	<u>70,098</u>	<u>761,361</u>	<u>831,459</u>
Total deferred inflows of resources	<u>\$ 267,843</u>	<u>\$ 3,349,561</u>	<u>\$ 3,617,404</u>

\$4,729,690 reported as deferred outflows of resources related to pension resulting from District contributions subsequent to the measurement date will be recognized as a reduction of the net pension liability in the year ending June 30, 2021.

**JACKSON LOCAL SCHOOL DISTRICT
STARK COUNTY, OHIO**

NOTES TO THE BASIC FINANCIAL STATEMENTS
FOR THE FISCAL YEAR ENDED JUNE 30, 2020

NOTE 11 - DEFINED BENEFIT PENSION PLANS - (Continued)

Other amounts reported as deferred outflows of resources and deferred inflows of resources related to pension will be recognized in pension expense as follows:

	SERS	STRS	Total
Fiscal Year Ending June 30:			
2021	\$ 751,756	\$ 3,608,332	\$ 4,360,088
2022	(213,182)	1,191,595	978,413
2023	(13,159)	(441,024)	(454,183)
2024	112,146	437,268	549,414
Total	\$ 637,561	\$ 4,796,171	\$ 5,433,732

Actuarial Assumptions - SERS

SERS' total pension liability was determined by their actuaries in accordance with GASB Statement No. 67, as part of their annual actuarial valuation for each defined benefit retirement plan. Actuarial valuations of an ongoing plan involve estimates of the value of reported amounts (e.g., salaries, credited service) and assumptions about the probability of occurrence of events far into the future (e.g., mortality, disabilities, retirements, employment termination). Actuarially determined amounts are subject to continual review and potential modifications, as actual results are compared with past expectations and new estimates are made about the future.

Projections of benefits for financial reporting purposes are based on the substantive plan (the plan as understood by the employers and plan members) and include the types of benefits provided at the time of each valuation and the historical pattern of sharing benefit costs between the employers and plan members to that point. The projection of benefits for financial reporting purposes does not explicitly incorporate the potential effects of legal or contractual funding limitations.

Actuarial calculations reflect a long-term perspective. For a newly hired employee, actuarial calculations will take into account the employee's entire career with the employer and also take into consideration the benefits, if any, paid to the employee after termination of employment until the death of the employee and any applicable contingent annuitant. In many cases actuarial calculations reflect several decades of service with the employer and the payment of benefits after termination.

Key methods and assumptions used in calculating the total pension liability in the latest actuarial valuation, prepared as of June 30, 2019, are presented below:

Wage inflation	3.00%
Future salary increases, including inflation	3.50% to 18.20%
COLA or ad hoc COLA	2.50%
Investment rate of return	7.50% net of investment expense, including inflation
Actuarial cost method	Entry age normal (level percent of payroll)

For 2019, the mortality rates were based on the RP-2014 Blue Collar Mortality Table with fully generational projection and a five-year age set-back for both males and females. Mortality among service retired members, and beneficiaries were based upon the RP-2014 Blue Collar Mortality Table with fully generational projection with Scale BB, 120% of male rates, and 110% of female rates. Mortality among disabled members was based upon the RP-2000 Disabled Mortality Table, 90% for male rates and 100% for female rates, set back five years is used for the period after disability retirement.

The most recent experience study was completed for the five year period ended June 30, 2015.

**JACKSON LOCAL SCHOOL DISTRICT
STARK COUNTY, OHIO**

NOTES TO THE BASIC FINANCIAL STATEMENTS
FOR THE FISCAL YEAR ENDED JUNE 30, 2020

NOTE 11 - DEFINED BENEFIT PENSION PLANS - (Continued)

The long-term return expectation for the Pension Plan Investments has been determined using a building-block approach and assumes a time horizon, as defined in SERS' *Statement of Investment Policy*. A forecasted rate of inflation serves as the baseline for the return expectation. Various real return premiums over the baseline inflation rate have been established for each asset class. The long-term expected nominal rate of return has been determined by calculating a weighted average of the expected real return premiums for each asset class, adding the projected inflation rate, and adding the expected return from rebalancing uncorrelated asset classes.

The target allocation and best estimates of arithmetic real rates of return for each major asset class are summarized in the following table:

Asset Class	Target Allocation	Long-Term Expected Real Rate of Return
Cash	1.00 %	0.50 %
US Equity	22.50	4.75
International Equity	22.50	7.00
Fixed Income	19.00	1.50
Private Equity	10.00	8.00
Real Assets	15.00	5.00
Multi-Asset Strategies	10.00	3.00
Total	<u>100.00 %</u>	

Discount Rate - The total pension liability was calculated using the discount rate of 7.50%. The projection of cash flows used to determine the discount rate assumed the contributions from employers and from the members would be computed based on contribution requirements as stipulated by State statute. Projected inflows from investment earnings were calculated using the long-term assumed investment rate of return (7.50%). Based on those assumptions, the plan's fiduciary net position was projected to be available to make all future benefit payments of current plan members. Therefore, the long-term expected rate of return on pension plan investments was applied to all periods of projected benefits to determine the total pension liability.

Sensitivity of the District's Proportionate Share of the Net Pension Liability to Changes in the Discount Rate - Net pension liability is sensitive to changes in the discount rate, and to illustrate the potential impact the following table presents the net pension liability calculated using the discount rate of 7.50%, as well as what each plan's net pension liability would be if it were calculated using a discount rate that is one percentage point lower (6.50%), or one percentage point higher (8.50%) than the current rate.

	1% Decrease	Current Discount Rate	1% Increase
District's proportionate share of the net pension liability	\$ 21,588,233	\$ 15,405,229	\$ 10,220,006

**JACKSON LOCAL SCHOOL DISTRICT
STARK COUNTY, OHIO**

NOTES TO THE BASIC FINANCIAL STATEMENTS
FOR THE FISCAL YEAR ENDED JUNE 30, 2020

NOTE 11 - DEFINED BENEFIT PENSION PLANS - (Continued)

Actuarial Assumptions - STRS

Key methods and assumptions used in the latest actuarial valuation, reflecting experience study results used in the July 1, 2019, actuarial valuation are presented below:

	July 1, 2019
Inflation	2.50%
Projected salary increases	12.50% at age 20 to 2.50% at age 65
Investment rate of return	7.45%, net of investment expenses, including inflation
Payroll increases	3.00%
Cost-of-living adjustments (COLA)	0.00%

For the July 1, 2019, actuarial valuation, post-retirement mortality rates for healthy retirees are based on the RP-2014 Annuitant Mortality Table with 50% of rates through age 69, 70% of rates between ages 70 and 79, 90% of rates between ages 80 and 84, and 100% of rates thereafter, projected forward generationally using mortality improvement scale MP-2016. Post-retirement disabled mortality rates are based on the RP-2014 Disabled Mortality Table with 90% of rates for males and 100% of rates for females, projected forward generationally using mortality improvement scale MP-2016. Pre-retirement mortality rates are based on RP-2014 Employee Mortality Table, projected forward generationally using mortality improvement scale MP-2016.

Actuarial assumptions used in the July 1, 2019 valuation are based on the results of an actuarial experience study for the period July 1, 2011 through June 30, 2016.

STRS Ohio's investment consultant develops an estimate range for the investment return assumption based on the target allocation adopted by the Retirement Board. The target allocation and long-term expected rate of return for each major asset class are summarized as follows:

Asset Class	Target Allocation*	Long-Term Expected Real Rate of Return **
Domestic Equity	28.00 %	7.35 %
International Equity	23.00	7.55
Alternatives	17.00	7.09
Fixed Income	21.00	3.00
Real Estate	10.00	6.00
Liquidity Reserves	1.00	2.25
Total	100.00 %	

*Target weights will be phased in over a 24-month period concluding on July 1, 2019.

**10-Year geometric nominal returns, which include the real rate of return and inflation of 2.25% and does not include investment expenses. Over a 30-year period, STRS' investment consultant indicates that the above target allocations should generate a return above the actuarial rate of return, without net value added by management.

**JACKSON LOCAL SCHOOL DISTRICT
STARK COUNTY, OHIO**

NOTES TO THE BASIC FINANCIAL STATEMENTS
FOR THE FISCAL YEAR ENDED JUNE 30, 2020

NOTE 11 - DEFINED BENEFIT PENSION PLANS - (Continued)

Discount Rate - The discount rate used to measure the total pension liability was 7.45% as of June 30, 2019. The projection of cash flows used to determine the discount rate assumes member and employer contributions will be made at the statutory contribution rates in accordance with rate increases described above. For this purpose, only employer contributions that are intended to fund benefits of current plan members and their beneficiaries are included. Projected employer contributions that are intended to fund the service costs of future plan members and their beneficiaries, as well as projected contributions from future plan members, are not included. Based on those assumptions, STRS' fiduciary net position was projected to be available to make all projected future benefit payments to current plan members as of June 30, 2019. Therefore, the long-term expected rate of return on pension plan investments of 7.45% was applied to all periods of projected benefit payment to determine the total pension liability as of June 30, 2019.

Sensitivity of the District's Proportionate Share of the Net Pension Liability to Changes in the Discount Rate - The following table presents the District's proportionate share of the net pension liability calculated using the current period discount rate assumption of 7.45%, as well as what the District's proportionate share of the net pension liability would be if it were calculated using a discount rate that is one-percentage-point lower (6.45%) or one-percentage-point higher (8.45%) than the current rate:

	1% Decrease	Current Discount Rate	1% Increase
District's proportionate share of the net pension liability	\$ 71,092,602	\$ 48,647,295	\$ 29,646,193

NOTE 12 - DEFINED BENEFIT OPEB PLANS

Net OPEB Liability/Asset

The net OPEB liability/asset reported on the statement of net position represents a liability/asset to employees for OPEB. OPEB is a component of exchange transactions—between an employer and its employees—of salaries and benefits for employee services. OPEB are provided to an employee—on a deferred-payment basis—as part of the total compensation package offered by an employer for employee services each financial period. The obligation to sacrifice resources for OPEB is a present obligation because it was created as a result of employment exchanges that already have occurred.

The net OPEB liability/asset represents the District's proportionate share of each OPEB plan's collective actuarial present value of projected benefit payments attributable to past periods of service, net of each OPEB plan's fiduciary net position. The net OPEB liability/asset calculation is dependent on critical long-term variables, including estimated average life expectancies, earnings on investments, cost of living adjustments and others. While these estimates use the best information available, unknowable future events require adjusting these estimates annually.

The Ohio Revised Code limits the District's obligation for this liability to annually required payments. The District cannot control benefit terms or the manner in which OPEB are financed; however, the District does receive the benefit of employees' services in exchange for compensation including OPEB.

GASB 75 assumes the liability is solely the obligation of the employer, because they benefit from employee services. OPEB contributions come from these employers and health care plan enrollees which pay a portion of the health care costs in the form of a monthly premium. The Ohio Revised Code permits, but does not require, the retirement systems to provide healthcare to eligible benefit recipients. Any change to benefits or funding could significantly affect the net OPEB liability/asset. Resulting adjustments to the net OPEB liability/asset would be effective when the changes are legally enforceable. The retirement systems may allocate a portion of the employer contributions to provide for these OPEB benefits.

**JACKSON LOCAL SCHOOL DISTRICT
STARK COUNTY, OHIO**

NOTES TO THE BASIC FINANCIAL STATEMENTS
FOR THE FISCAL YEAR ENDED JUNE 30, 2020

NOTE 12 - DEFINED BENEFIT OPEB PLANS - (Continued)

The proportionate share of each plan's unfunded/funded benefits is presented as a long-term *net OPEB liability* or *net OPEB asset* on the accrual basis of accounting. Any liability for the contractually-required OPEB contribution outstanding at the end of the year is included in *pension and postemployment benefits payable* on both the accrual and modified accrual bases of accounting.

Plan Description - School Employees Retirement System (SERS)

Health Care Plan Description - The District contributes to the SERS Health Care Fund, administered by SERS for non-certificated retirees and their beneficiaries. For GASB 75 purposes, this plan is considered a cost-sharing other postemployment benefit (OPEB) plan. SERS' Health Care Plan provides healthcare benefits to eligible individuals receiving retirement, disability, and survivor benefits, and to their eligible dependents. Members who retire after June 1, 1986, need 10 years of service credit, exclusive of most types of purchased credit, to qualify to participate in SERS' health care coverage. In addition to age and service retirees, disability benefit recipients and beneficiaries who are receiving monthly benefits due to the death of a member or retiree, are eligible for SERS' health care coverage. Most retirees and dependents choosing SERS' health care coverage are over the age of 65 and therefore enrolled in a fully insured Medicare Advantage plan; however, SERS maintains a traditional, self-insured preferred provider organization for its non-Medicare retiree population. For both groups, SERS offers a self-insured prescription drug program. Health care is a benefit that is permitted, not mandated, by statute. The financial report of the Plan is included in the SERS Comprehensive Annual Financial Report which can be obtained on SERS' website at www.ohsers.org under Employers/Audit Resources.

Access to health care for retirees and beneficiaries is permitted in accordance with Section 3309 of the Ohio Revised Code. The Health Care Fund was established and is administered in accordance with Internal Revenue Code Section 105(e). SERS' Retirement Board reserves the right to change or discontinue any health plan or program. Active employee members do not contribute to the Health Care Plan. The SERS Retirement Board established the rules for the premiums paid by the retirees for health care coverage for themselves and their dependents or for their surviving beneficiaries. Premiums vary depending on the plan selected, qualified years of service, Medicare eligibility, and retirement status.

Funding Policy - State statute permits SERS to fund the health care benefits through employer contributions. Each year, after the allocation for statutorily required pensions and benefits, the Retirement Board may allocate the remainder of the employer contribution of 14% of covered payroll to the Health Care Fund in accordance with the funding policy. For the fiscal year ended June 30, 2020, SERS did not allocate any employer contributions to post-employment health care. An additional health care surcharge on employers is collected for employees earning less than an actuarially determined minimum compensation amount, prorated if less than a full year of service credit was earned. For fiscal year 2020, this amount was \$19,600. Statutes provide that no employer shall pay a health care surcharge greater than 2% of that employer's SERS-covered payroll; nor may SERS collect in aggregate more than 1.5% of the total statewide SERS-covered payroll for the health care surcharge. For fiscal year 2020, the District's surcharge obligation was \$148,376 which is reported as pension and postemployment benefits payable.

**JACKSON LOCAL SCHOOL DISTRICT
STARK COUNTY, OHIO**

NOTES TO THE BASIC FINANCIAL STATEMENTS
FOR THE FISCAL YEAR ENDED JUNE 30, 2020

NOTE 12 - DEFINED BENEFIT OPEB PLANS - (Continued)

Plan Description - State Teachers Retirement System (STRS)

Plan Description – The State Teachers Retirement System of Ohio (STRS) administers a cost-sharing Health Plan administered for eligible retirees who participated in the defined benefit or combined pension plans offered by STRS. Ohio law authorizes STRS to offer this plan. Benefits include hospitalization, physicians’ fees, prescription drugs and partial reimbursement of monthly Medicare Part B premiums. Medicare Part B premium reimbursements will be discontinued effective January 1, 2021. The Plan is included in the report of STRS which can be obtained by visiting www.strsoh.org or by calling (888) 227-7877.

Funding Policy – Ohio Revised Code Chapter 3307 authorizes STRS to offer the Plan and gives the Retirement Board discretionary authority over how much, if any, of the health care costs will be absorbed by STRS. Active employee members do not contribute to the Health Care Plan. Nearly all health care plan enrollees, for the most recent year, pay a portion of the health care costs in the form of a monthly premium. Under Ohio law, funding for post-employment health care may be deducted from employer contributions, currently 14% of covered payroll. For the fiscal year ended June 30, 2020, STRS did not allocate any employer contributions to post-employment health care.

OPEB Liabilities/Assets, OPEB Expense, and Deferred Outflows of Resources and Deferred Inflows of Resources Related to OPEB

The net OPEB liability/asset was measured as of June 30, 2019, and the total OPEB liability/asset used to calculate the net OPEB liability/asset was determined by an actuarial valuation as of that date. The District's proportion of the net OPEB liability/asset was based on the District's share of contributions to the respective retirement systems relative to the contributions of all participating entities.

Following is information related to the proportionate share and OPEB expense:

	<u>SERS</u>	<u>STRS</u>	<u>Total</u>
Proportion of the net OPEB liability/asset prior measurement date	0.25064810%	0.21555461%	
Proportion of the net OPEB liability/asset current measurement date	<u>0.26328120%</u>	<u>0.21998018%</u>	
Change in proportionate share	<u>0.01263310%</u>	<u>0.00442557%</u>	
Proportionate share of the net OPEB liability	\$ 6,620,968	\$ -	\$ 6,620,968
Proportionate share of the net OPEB asset	\$ -	\$ (3,643,399)	\$ (3,643,399)
OPEB expense	\$ 305,063	\$ (1,059,876)	\$ (754,813)

**JACKSON LOCAL SCHOOL DISTRICT
STARK COUNTY, OHIO**

NOTES TO THE BASIC FINANCIAL STATEMENTS
FOR THE FISCAL YEAR ENDED JUNE 30, 2020

NOTE 12 - DEFINED BENEFIT OPEB PLANS - (Continued)

At June 30, 2020, the District reported deferred outflows of resources and deferred inflows of resources related to OPEB from the following sources:

	SERS	STRS	Total
Deferred outflows of resources			
Differences between expected and actual experience	\$ 97,190	\$ 330,301	\$ 427,491
Net difference between projected and actual earnings on OPEB plan investments	15,894	-	15,894
Changes of assumptions	483,586	76,583	560,169
Difference between employer contributions and proportionate share of contributions/change in proportionate share	362,578	400,071	762,649
Contributions subsequent to the measurement date	148,376	-	148,376
Total deferred outflows of resources	<u>\$ 1,107,624</u>	<u>\$ 806,955</u>	<u>\$ 1,914,579</u>
	SERS	STRS	Total
Deferred inflows of resources			
Differences between expected and actual experience	\$ 1,454,581	\$ 185,365	\$ 1,639,946
Net difference between projected and actual earnings on OPEB plan investments	-	228,830	228,830
Changes of assumptions	371,019	3,994,565	4,365,584
Difference between employer contributions and proportionate share of contributions/change in proportionate share	158,400	188,385	346,785
Total deferred inflows of resources	<u>\$ 1,984,000</u>	<u>\$ 4,597,145</u>	<u>\$ 6,581,145</u>

\$148,376 reported as deferred outflows of resources related to OPEB resulting from District contributions subsequent to the measurement date will be recognized as a reduction of the net OPEB liability/asset in the year ending June 30, 2021. Other amounts reported as deferred outflows of resources and deferred inflows of resources related to OPEB will be recognized in OPEB expense as follows:

	SERS	STRS	Total
Fiscal Year Ending June 30:			
2021	\$ (305,783)	\$ (814,123)	\$ (1,119,906)
2022	(175,202)	(814,123)	(989,325)
2023	(170,538)	(722,411)	(892,949)
2024	(171,297)	(690,243)	(861,540)
2025	(143,908)	(764,005)	(907,913)
Thereafter	(58,024)	14,715	(43,309)
Total	<u>\$ (1,024,752)</u>	<u>\$ (3,790,190)</u>	<u>\$ (4,814,942)</u>

**JACKSON LOCAL SCHOOL DISTRICT
STARK COUNTY, OHIO**

NOTES TO THE BASIC FINANCIAL STATEMENTS
FOR THE FISCAL YEAR ENDED JUNE 30, 2020

NOTE 12 - DEFINED BENEFIT OPEB PLANS - (Continued)

Actuarial Assumptions - SERS

The total OPEB liability is determined by SERS' actuaries in accordance with GASB Statement No. 74, as part of their annual actuarial valuation for each retirement plan. Actuarial valuations of an ongoing plan involve estimates of the value of reported amounts (e.g., salaries, credited service) and assumptions about the probability of occurrence of events far into the future (e.g., mortality, disabilities, retirements, employment terminations). Actuarially determined amounts are subject to continual review and potential modifications, as actual results are compared with past expectations and new estimates are made about the future.

Projections of benefits for financial reporting purposes are based on the substantive plan (the plan as understood by the employers and plan members) and include the types of benefits provided at the time of each valuation and the historical pattern of sharing benefit costs between the employers and plan members to that point. The projection of benefits for financial reporting purposes does not explicitly incorporate the potential effects of legal or contractual funding limitations.

Actuarial calculations reflect a long-term perspective. For a newly hired employee, actuarial calculations will take into account the employee's entire career with the employer and also take into consideration the benefits, if any, paid to the employee after termination of employment until the death of the employee and any applicable contingent annuitant. In many cases, actuarial calculations reflect several decades of service with the employer and the payment of benefits after termination.

Key methods and assumptions used in calculating the total OPEB liability in the latest actuarial valuation date of June 30, 2019 are presented below:

Wage inflation	3.00%
Future salary increases, including inflation	3.50% to 18.20%
Investment rate of return	7.50% net of investment expense, including inflation
Municipal bond index rate:	
Measurement date	3.13%
Prior measurement date	3.62%
Single equivalent interest rate, net of plan investment expense, including price inflation:	
Measurement date	3.22%
Prior measurement date	3.70%
Medical trend assumption:	
Measurement date	
Medicare	5.25 to 4.75%
Pre-Medicare	7.00 to 4.75%
Prior measurement date	
Medicare	5.375 to 4.75%
Pre-Medicare	7.25 to 4.75%

Mortality rates were based on the RP-2014 Blue Collar Mortality Table with fully generational projection and Scale BB, 120% of male rates and 110% of female rates. RP-2000 Disabled Mortality Table with 90% for male rates and 100% for female rates set back five years.

The most recent experience study was completed for the five year period ended June 30, 2015.

**JACKSON LOCAL SCHOOL DISTRICT
STARK COUNTY, OHIO**

NOTES TO THE BASIC FINANCIAL STATEMENTS
FOR THE FISCAL YEAR ENDED JUNE 30, 2020

NOTE 12 - DEFINED BENEFIT OPEB PLANS - (Continued)

The long-term expected rate of return on plan assets is reviewed as part of the actuarial five-year experience study. The most recent study covers fiscal years 2010 through 2015, and was adopted by the Board on April 21, 2016. Several factors are considered in evaluating the long-term rate of return assumption including long-term historical data, estimates inherent in current market data, and a log-normal distribution analysis in which best-estimate ranges of expected future real rates of return were developed by the investment consultant for each major asset class. These ranges were combined to produce the long-term expected rate of return, 7.50%, by weighting the expected future real rates of return by the target asset allocation percentage and then adding expected inflation. The capital market assumptions developed by the investment consultant are intended for use over a 10-year horizon and may not be useful in setting the long-term rate of return for funding pension plans which covers a longer timeframe. The assumption is intended to be a long-term assumption and is not expected to change absent a significant change in the asset allocation, a change in the inflation assumption, or a fundamental change in the market that alters expected returns in future years.

The target asset allocation and best estimates of arithmetic real rates of return for each major asset class, as used in the June 30, 2015 five-year experience study, are summarized as follows:

Asset Class	Target Allocation	Long-Term Expected Real Rate of Return
Cash	1.00 %	0.50 %
US Equity	22.50	4.75
International Equity	22.50	7.00
Fixed Income	19.00	1.50
Private Equity	10.00	8.00
Real Assets	15.00	5.00
Multi-Asset Strategies	10.00	3.00
Total	<u>100.00 %</u>	

Discount Rate - The discount rate used to measure the total OPEB liability at June 30, 2019 was 3.22%. The discount rate used to measure total OPEB liability prior to June 30, 2019 was 3.70%. The projection of cash flows used to determine the discount rate assumed that contributions will be made from members and the System at the state statute contribution rate of 2.00% of projected covered employee payroll each year, which includes a 1.50% payroll surcharge and 0.50% of contributions from the basic benefits plan. Based on these assumptions, the OPEB plan's fiduciary net position was projected to become insufficient to make future benefit payments during the fiscal year ending June 30, 2025. Therefore, the long-term expected rate of return on OPEB plan assets was used to present value the projected benefit payments through the fiscal year ending June 30, 2024 and the Fidelity General Obligation 20-year Municipal Bond Index rate of 3.13%, as of June 30, 2019 (i.e. municipal bond rate), was used to present value the projected benefit payments for the remaining years in the projection. A municipal bond rate of 3.62% was used as of June 30, 2018. The total present value of projected benefit payments from all years was then used to determine the single rate of return that was used as the discount rate. The projection of future benefit payments for all current plan members was until the benefit payments ran out.

Sensitivity of the District's Proportionate Share of the Net OPEB Liability to Changes in the Discount Rate and Changes in the Health Care Cost Trend Rates - The net OPEB liability is sensitive to changes in the discount rate and the health care cost trend rate. The following table presents the net OPEB liability of SERS, what SERS' net OPEB liability would be if it were calculated using a discount rate that is 1 percentage point lower (2.22%) and higher (4.22%) than the current discount rate (3.22%). Also shown is what SERS' net OPEB liability would be based on health care cost trend rates that are 1 percentage point lower (6.00% decreasing to 3.75%) and higher (8.00% decreasing to 5.75%) than the current rate (7.00% decrease to 4.75%).

**JACKSON LOCAL SCHOOL DISTRICT
STARK COUNTY, OHIO**

NOTES TO THE BASIC FINANCIAL STATEMENTS
FOR THE FISCAL YEAR ENDED JUNE 30, 2020

NOTE 12 - DEFINED BENEFIT OPEB PLANS - (Continued)

	1% Decrease	Current Discount Rate	1% Increase
District's proportionate share of the net OPEB liability	\$ 8,036,600	\$ 6,620,968	\$ 5,495,376

	1% Decrease	Current Trend Rate	1% Increase
District's proportionate share of the net OPEB liability	\$ 5,304,737	\$ 6,620,968	\$ 8,367,289

Actuarial Assumptions - STRS

Key methods and assumptions used in the latest actuarial valuation, reflecting experience study results used in the July 1, 2019, actuarial valuation, compared with July 1, 2018, are presented below:

	July 1, 2019		July 1, 2018	
Inflation	2.50%		2.50%	
Projected salary increases	12.50% at age 20 to 2.50% at age 65		12.50% at age 20 to 2.50% at age 65	
Investment rate of return	7.45%, net of investment expenses, including inflation		7.45%, net of investment expenses, including inflation	
Payroll increases	3.00%		3.00%	
Cost-of-living adjustments (COLA)	0.00%		0.00%	
Discount rate of return	7.45%		7.45%	
Blended discount rate of return	N/A		N/A	
Health care cost trends	Initial	Ultimate	Initial	Ultimate
Medical				
Pre-Medicare	5.87%	4.00%	6.00%	4.00%
Medicare	4.93%	4.00%	5.00%	4.00%
Prescription Drug				
Pre-Medicare	7.73%	4.00%	8.00%	4.00%
Medicare	9.62%	4.00%	-5.23%	4.00%

Projections of benefits include the historical pattern of sharing benefit costs between the employers and retired plan members.

For healthy retirees the mortality rates are based on the RP-2014 Annuitant Mortality Table with 50% of rates through age 69, 70% of rates between ages 70 and 79, 90% of rates between ages 80 and 84, and 100% of rates thereafter, projected forward generationally using mortality improvement scale MP-2016. For disabled retirees, mortality rates are based on the RP-2014 Disabled Mortality Table with 90% of rates for males and 100% of rates for females, projected forward generationally using mortality improvement scale MP-2016.

Actuarial assumptions used in the June 30, 2019 valuation are based on the results of an actuarial experience study for the period July 1, 2011 through June 30, 2016.

**JACKSON LOCAL SCHOOL DISTRICT
STARK COUNTY, OHIO**

NOTES TO THE BASIC FINANCIAL STATEMENTS
FOR THE FISCAL YEAR ENDED JUNE 30, 2020

NOTE 12 - DEFINED BENEFIT OPEB PLANS - (Continued)

Assumption Changes Since the Prior Measurement Date - There were no changes in assumptions since the prior measurement date of June 30, 2018.

Benefit Term Changes Since the Prior Measurement Date - There was no change to the claims costs process. Claim curves were trended to the fiscal year ending June 30, 2020 to reflect the current price renewals. The non-Medicare subsidy percentage was increased effective January 1, 2020 from 1.944% to 1.984% per year of service. The non-Medicare frozen subsidy base premium was increased effective January 1, 2020. The Medicare subsidy percentages were adjusted effective January 1, 2021 to 2.1% for the Medicare plan. The Medicare Part B monthly reimbursement elimination date was postponed to January 1, 2021.

STRS' investment consultant develops an estimate range for the investment return assumption based on the target allocation adopted by the Retirement Board. The target allocation and long-term expected rate of return for each major asset class are summarized as follows:

<u>Asset Class</u>	<u>Target Allocation*</u>	<u>Long-Term Expected Real Rate of Return **</u>
Domestic Equity	28.00 %	7.35 %
International Equity	23.00	7.55
Alternatives	17.00	7.09
Fixed Income	21.00	3.00
Real Estate	10.00	6.00
Liquidity Reserves	1.00	2.25
Total	<u>100.00 %</u>	

* Target weights will be phased in over a 24-month period concluding on July 1, 2019.

**10-Year geometric nominal returns, which include the real rate of return and inflation of 2.25% and does not include investment expenses. Over a 30-year period, STRS' investment consultant indicates that the above target allocations should generate a return above the actuarial rate of return, without net value added by management.

Discount Rate - The discount rate used to measure the total OPEB asset was 7.45% as of June 30, 2019. The projection of cash flows used to determine the discount rate assumes STRS Ohio continues to allocate no employer contributions to the health care fund. Based on these assumptions, the OPEB plan's fiduciary net position was projected to be available to make all projected future benefit payments to current plan members. Therefore, the long-term expected rate of return on health care plan investments of 7.45% was used to measure the total OPEB asset as of June 30, 2019.

Sensitivity of the District's Proportionate Share of the Net OPEB Asset to Changes in the Discount and Health Care Cost Trend Rate - The following table represents the net OPEB asset as of June 30, 2019, calculated using the current period discount rate assumption of 7.45%, as well as what the net OPEB asset would be if it were calculated using a discount rate that is one percentage point lower (6.45%) or one percentage point higher (8.45%) than the current assumption. Also shown is the net OPEB asset as if it were calculated using health care cost trend rates that are one percentage point lower or one percentage point higher than the current health care cost trend rates.

	Current		
	<u>1% Decrease</u>	<u>Discount Rate</u>	<u>1% Increase</u>
District's proportionate share of the net OPEB asset	\$ 3,108,916	\$ 3,643,399	\$ 4,092,775

**JACKSON LOCAL SCHOOL DISTRICT
STARK COUNTY, OHIO**

NOTES TO THE BASIC FINANCIAL STATEMENTS
FOR THE FISCAL YEAR ENDED JUNE 30, 2020

NOTE 12 - DEFINED BENEFIT OPEB PLANS - (Continued)

	1% Decrease	Current Trend Rate	1% Increase
District's proportionate share of the net OPEB asset	\$ 4,131,448	\$ 3,643,399	\$ 3,045,659

NOTE 13 - BUDGETARY BASIS OF ACCOUNTING

While reporting financial position, results of operations, and changes in fund balance on the basis of generally accepted accounting principles (GAAP), the budgetary basis as provided by law is based upon accounting for certain transactions on a basis of cash receipts and disbursements.

The statement of revenue, expenditures and changes in fund balance - budget and actual (non-GAAP budgetary basis) presented for the general fund is presented on the budgetary basis to provide a meaningful comparison of actual results with the budget. The major differences between the budget basis and the GAAP basis are that:

- (a) Revenues and other financing sources are recorded when received in cash (budget basis) as opposed to when susceptible to accrual (GAAP basis);
- (b) Expenditures and other financing uses are recorded when paid in cash (budget basis) as opposed to when the liability is incurred (GAAP basis);
- (c) In order to determine compliance with Ohio law, and to reserve that portion of the applicable appropriation, total outstanding encumbrances (budget basis) are recorded as the equivalent of an expenditure, as opposed to assigned or committed fund balance for that portion of outstanding encumbrances not already recognized as an account payable (GAAP basis); and
- (d) Some funds are included in the general fund (GAAP basis), but have separate legally adopted budgets (budget basis).

The adjustments necessary to convert the results of operations for the year on the budget basis to the GAAP basis for the general fund is as follows:

Net Change in Fund Balance

	<u>General fund</u>
Budget basis	\$ 1,189,190
Net adjustment for revenue accruals	752,347
Net adjustment for expenditure accruals	(780,808)
Net adjustment for other sources/uses	(345,499)
Funds budgeted elsewhere	1,443
Adjustment for encumbrances	<u>1,007,059</u>
GAAP basis	<u>\$ 1,823,732</u>

Certain funds that are legally budgeted in separate special revenue funds are considered part of the general fund on a GAAP basis. This includes the special trust fund, uniform school supplies fund, rotary fund, adult education fund, the public school support fund and the underground storage tank fund.

**JACKSON LOCAL SCHOOL DISTRICT
STARK COUNTY, OHIO**

**NOTES TO THE BASIC FINANCIAL STATEMENTS
FOR THE FISCAL YEAR ENDED JUNE 30, 2020**

NOTE 14 - CONTINGENCIES

A. Grants

The District receives significant financial assistance from numerous federal, State and local agencies in the form of grants. The disbursement of funds received under these programs generally requires compliance with terms and conditions specified in the grant agreements and are subject to audit by the grantor agencies. Any disallowed claims resulting from such audits could become a liability of the District. However, in the opinion of management, any such disallowed claims will not have a material effect on the financial position of the District.

A. Litigation

The District is a party to legal proceedings seeking damages or injunctive relief generally incidental to its operations and spending projects. The District management is of the opinion that disposition of the claim and legal proceedings will not have a material effect, if any, on the financial condition of the District.

C. Foundation Funding

District Foundation funding is based on the annualized full-time equivalent (FTE) enrollment of each student. Effective for the 2019-2020 school year, traditional Districts must comply with minimum hours of instruction, instead of a minimum number of school days each year. The funding formula the Ohio Department of Education (ODE) is legislatively required to follow will continue to adjust as enrollment information is updated by the District, which can extend past the fiscal year-end. Adjustments have been finalized and did not have a material impact on the District's financial statements.

D. COVID-19

The United States and the State of Ohio declared a state of emergency in March 2020 due to the COVID-19 pandemic. The financial impact of COVID-19 and the ensuing emergency measures will impact subsequent periods of the District. The District's investment portfolio and the investments of the pension and other employee benefit plans are subject to increased market volatility, which could result in a significant decline in fair value, consistent with the general decline in financial markets. However, because the values of individual investments fluctuate with market conditions, the amount of losses that will be recognized in subsequent periods, if any, cannot be determined. In addition, the impact on the District's future operating costs, revenues, and any recovery from emergency funding, either federal or state, cannot be estimated.

NOTE 15 - SET-ASIDES

The District is required by State law to annually set-aside certain general fund revenue amounts, as defined by statutory formula, for the acquisition and construction of capital improvements. Amounts not spent by the end of the fiscal year or offset by similarly restricted resources received during the year must be held in cash at fiscal year-end. This amount must be carried forward to be used for the same purpose in future years. Expenditures exceeding the set-aside requirement may not be carried forward to the next fiscal year.

**JACKSON LOCAL SCHOOL DISTRICT
STARK COUNTY, OHIO**

NOTES TO THE BASIC FINANCIAL STATEMENTS
FOR THE FISCAL YEAR ENDED JUNE 30, 2020

NOTE 15 - SET-ASIDES - (Continued)

The following cash-basis information describes the change in the fiscal year-end set-aside amount for capital improvements. Disclosure of this information is required by State statute.

	<u>Capital Improvements</u>
Set-aside balance June 30, 2019	\$ -
Current year set-aside requirement	1,051,087
Current year offsets (tax proceeds)	<u>(1,579,907)</u>
Total	<u>\$ (528,820)</u>
Balance carried forward to fiscal year 2021	<u>\$ -</u>
Set-aside balance June 30, 2020	<u>\$ -</u>

NOTE 16 - CONTRACTUAL COMMITMENTS

As of June 30, 2020, the District had the following contractual commitments outstanding:

<u>Vendor</u>	<u>Total Contract</u>	<u>Amount Paid</u>	<u>Remaining Commitment June 30, 2020</u>
Weatherproofing Technologies	<u>\$ 399,722</u>	<u>\$ (395,885)</u>	<u>\$ 3,837</u>

NOTE 17 - OTHER COMMITMENTS

The District utilizes encumbrance accounting as part of its budgetary controls. Encumbrances outstanding at year-end may be reported as part of restricted, committed, or assigned classifications of fund balance. At year end, the District's commitments for encumbrances in the governmental funds were as follows:

<u>Fund Type</u>	<u>Year-End Encumbrances</u>
General fund	\$ 611,414
Capital projects fund	4,035
Other governmental	<u>163,915</u>
Total	<u>\$ 779,364</u>

**JACKSON LOCAL SCHOOL DISTRICT
STARK COUNTY, OHIO**

**NOTES TO THE BASIC FINANCIAL STATEMENTS
FOR THE FISCAL YEAR ENDED JUNE 30, 2020**

NOTE 18 - TAX ABATEMENT AGREEMENTS ENTERED INTO BY OTHER GOVERNMENTS

Jackson Township entered into an Economic Zone agreement with Kenan Advantage Group, Inc. for the abatement of property taxes to bring jobs and economic development into the Township. Under the agreement, the company's property taxes assessed to the District have been abated. During fiscal year 2020, the District's property taxes were reduced by \$15,103.

The City of Green entered into a Community Reinvestment Area agreement with Gateway Hotel Associates, LLC for the abatement of property taxes to bring jobs and economic development into the City. Under the agreement, the company's property taxes assessed to the District have been abated. During fiscal year 2020, the District's property taxes were reduced by \$42,618.

NOTE 19 - SUB LEASE AGREEMENT WITH SCSCOG

During fiscal year 2020, the District entered into a sublease agreement with Stark County Schools Council of Governments (SCSCOG) for approximately 8,705 square feet of real property that SCSCOG leased from Stark State College. The lease is for a period of 20 years and has a final date of March 1, 2039. In lieu of rental payments, the District will make mutually beneficial improvements to the rented area. During fiscal year 2020, the District made improvements of \$693,116 which are reported in capital assets as "leaseholder improvements".

NOTE 20 - SUBSEQUENT EVENT

On September 11, 2020, the United States District Court Southern District of Ohio ruled in the court case *Plain Local School District Board of Education, et. al. (Plaintiffs) vs. Mike Dewine, et. al. (Defendants)*. The court case sought to have the Village of Hills and Dales leave Plain Local School District and join Jackson Local School District. The court ruled in favor of Plain Local School District striking down the request of the residents to leave the Plain Local School District boundaries. An appeal was filed on October 9, 2020, and any future financial impact on the District is unknown at the time of the report.

THIS PAGE IS INTENTIONALLY LEFT BLANK

REQUIRED SUPPLEMENTARY INFORMATION

**JACKSON LOCAL SCHOOL DISTRICT
STARK COUNTY, OHIO**

SCHEDULES OF REQUIRED SUPPLEMENTARY INFORMATION

SCHEDULE OF THE DISTRICT'S PROPORTIONATE SHARE OF
THE NET PENSION LIABILITY
SCHOOL EMPLOYEES RETIREMENT SYSTEM (SERS) OF OHIO

LAST SEVEN FISCAL YEARS

	<u>2020</u>	<u>2019</u>	<u>2018</u>	<u>2017</u>
District's proportion of the net pension liability	0.25747580%	0.24627440%	0.25289940%	0.24248210%
District's proportionate share of the net pension liability	\$ 15,405,229	\$ 14,104,591	\$ 15,110,180	\$ 17,747,452
District's covered payroll	\$ 9,164,637	\$ 8,126,896	\$ 8,327,721	\$ 7,380,007
District's proportionate share of the net pension liability as a percentage of its covered payroll	168.09%	173.55%	181.44%	240.48%
Plan fiduciary net position as a percentage of the total pension liability	70.85%	71.36%	69.50%	62.98%

Note: Information prior to 2014 was unavailable. Schedule is intended to show information for 10 years. Additional years will be displayed as they become available.

Amounts presented for each fiscal year were determined as of the District's measurement date which is the prior year-end.

SEE ACCOMPANYING NOTES TO THE REQUIRED SUPPLEMENTARY INFORMATION

<u>2016</u>	<u>2015</u>	<u>2014</u>
0.25114870%	0.25527300%	0.25527300%
\$ 14,330,788	\$ 12,919,221	\$ 15,180,266
\$ 8,031,290	\$ 7,492,662	\$ 7,266,850
178.44%	172.42%	208.90%
69.16%	71.70%	65.52%

**JACKSON LOCAL SCHOOL DISTRICT
STARK COUNTY, OHIO**

SCHEDULES OF REQUIRED SUPPLEMENTARY INFORMATION

SCHEDULE OF THE DISTRICT'S PROPORTIONATE SHARE OF
THE NET PENSION LIABILITY
STATE TEACHERS RETIREMENT SYSTEM (STRS) OF OHIO

LAST SEVEN FISCAL YEARS

	<u>2020</u>	<u>2019</u>	<u>2018</u>	<u>2017</u>
District's proportion of the net pension liability	0.21998018%	0.21555461%	0.22189835%	0.20964140%
District's proportionate share of the net pension liability	\$ 48,647,295	\$ 47,395,619	\$ 52,712,429	\$ 70,173,296
District's covered payroll	\$ 26,038,950	\$ 24,638,093	\$ 24,603,007	\$ 22,392,107
District's proportionate share of the net pension liability as a percentage of its covered payroll	186.83%	192.37%	214.25%	313.38%
Plan fiduciary net position as a percentage of the total pension liability	77.40%	77.31%	75.30%	66.80%

Note: Information prior to 2014 was unavailable. Schedule is intended to show information for 10 years. Additional years will be displayed as they become available.

Amounts presented for each fiscal year were determined as of the District's measurement date which is the prior year-end.

SEE ACCOMPANYING NOTES TO THE REQUIRED SUPPLEMENTARY INFORMATION

<u>2016</u>	<u>2015</u>	<u>2014</u>
0.20996461%	0.21001479%	0.21001479%
\$ 58,028,077	\$ 51,082,865	\$ 60,849,575
\$ 22,312,679	\$ 23,108,300	\$ 21,061,631
260.07%	221.06%	288.91%
72.10%	74.70%	69.30%

**JACKSON LOCAL SCHOOL DISTRICT
STARK COUNTY, OHIO**

SCHEDULES OF REQUIRED SUPPLEMENTARY INFORMATION

SCHEDULE OF DISTRICT PENSION CONTRIBUTIONS
SCHOOL EMPLOYEES RETIREMENT SYSTEM (SERS) OF OHIO

	LAST TEN FISCAL YEARS			
	<u>2020</u>	<u>2019</u>	<u>2018</u>	<u>2017</u>
Contractually required contribution	\$ 1,147,117	\$ 1,237,226	\$ 1,097,131	\$ 1,165,881
Contributions in relation to the contractually required contribution	<u>(1,147,117)</u>	<u>(1,237,226)</u>	<u>(1,097,131)</u>	<u>(1,165,881)</u>
Contribution deficiency (excess)	<u>\$ -</u>	<u>\$ -</u>	<u>\$ -</u>	<u>\$ -</u>
District's covered payroll	\$ 8,193,693	\$ 9,164,637	\$ 8,126,896	\$ 8,327,721
Contributions as a percentage of covered payroll	14.00%	13.50%	13.50%	14.00%

SEE ACCOMPANYING NOTES TO THE REQUIRED SUPPLEMENTARY INFORMATION

<u>2016</u>	<u>2015</u>	<u>2014</u>	<u>2013</u>	<u>2012</u>	<u>2011</u>
\$ 1,033,201	\$ 1,058,524	\$ 1,038,483	\$ 1,005,732	\$ 1,060,549	\$ 941,143
<u>(1,033,201)</u>	<u>(1,058,524)</u>	<u>(1,038,483)</u>	<u>(1,005,732)</u>	<u>(1,060,549)</u>	<u>(941,143)</u>
<u>\$ -</u>	<u>\$ -</u>	<u>\$ -</u>	<u>\$ -</u>	<u>\$ -</u>	<u>\$ -</u>
\$ 7,380,007	\$ 8,031,290	\$ 7,492,662	\$ 7,266,850	\$ 7,885,123	\$ 7,487,216
14.00%	13.18%	13.86%	13.84%	13.45%	12.57%

**JACKSON LOCAL SCHOOL DISTRICT
STARK COUNTY, OHIO**

SCHEDULES OF REQUIRED SUPPLEMENTARY INFORMATION

SCHEDULE OF DISTRICT PENSION CONTRIBUTIONS
STATE TEACHERS RETIREMENT SYSTEM (STRS) OF OHIO

	LAST TEN FISCAL YEARS			
	<u>2020</u>	<u>2019</u>	<u>2018</u>	<u>2017</u>
Contractually required contribution	\$ 3,582,573	\$ 3,645,453	\$ 3,449,333	\$ 3,444,421
Contributions in relation to the contractually required contribution	<u>(3,582,573)</u>	<u>(3,645,453)</u>	<u>(3,449,333)</u>	<u>(3,444,421)</u>
Contribution deficiency (excess)	<u>\$ -</u>	<u>\$ -</u>	<u>\$ -</u>	<u>\$ -</u>
District's covered payroll	\$ 25,589,807	\$ 26,038,950	\$ 24,638,093	\$ 24,603,007
Contributions as a percentage of covered payroll	14.00%	14.00%	14.00%	14.00%

SEE ACCOMPANYING NOTES TO THE REQUIRED SUPPLEMENTARY INFORMATION

<u>2016</u>	<u>2015</u>	<u>2014</u>	<u>2013</u>	<u>2012</u>	<u>2011</u>
\$ 3,134,895	\$ 3,123,775	\$ 3,004,079	\$ 2,738,012	\$ 2,977,463	\$ 2,828,903
<u>(3,134,895)</u>	<u>(3,123,775)</u>	<u>(3,004,079)</u>	<u>(2,738,012)</u>	<u>(2,977,463)</u>	<u>(2,828,903)</u>
<u>\$ -</u>	<u>\$ -</u>	<u>\$ -</u>	<u>\$ -</u>	<u>\$ -</u>	<u>\$ -</u>
\$ 22,392,107	\$ 24,029,038	\$ 23,108,300	\$ 21,061,631	\$ 22,903,562	\$ 21,760,792
14.00%	13.00%	13.00%	13.00%	13.00%	13.00%

**JACKSON LOCAL SCHOOL DISTRICT
STARK COUNTY, OHIO**

SCHEDULES OF REQUIRED SUPPLEMENTARY INFORMATION

SCHEDULE OF THE DISTRICT'S PROPORTIONATE SHARE OF
THE NET OPEB LIABILITY
SCHOOL EMPLOYEES RETIREMENT SYSTEM (SERS) OF OHIO

LAST FOUR FISCAL YEARS

	<u>2020</u>	<u>2019</u>	<u>2018</u>	<u>2017</u>
District's proportion of the net OPEB liability	0.26328120%	0.25064810%	0.25604810%	0.24562687%
District's proportionate share of the net OPEB liability	\$ 6,620,968	\$ 6,953,655	\$ 6,871,658	\$ 7,001,274
District's covered payroll	\$ 9,164,637	\$ 8,126,896	\$ 8,327,721	\$ 7,380,007
District's proportionate share of the net OPEB liability as a percentage of its covered payroll	72.24%	85.56%	82.52%	94.87%
Plan fiduciary net position as a percentage of the total OPEB liability	15.57%	13.57%	12.46%	11.49%

Note: Information prior to 2017 was unavailable. Schedule is intended to show information for 10 years. Additional years will be displayed as they become available.

Amounts presented for each fiscal year were determined as of the District's measurement date which is the prior year-end.

SEE ACCOMPANYING NOTES TO THE REQUIRED SUPPLEMENTARY INFORMATION

**JACKSON LOCAL SCHOOL DISTRICT
STARK COUNTY, OHIO**

SCHEDULES OF REQUIRED SUPPLEMENTARY INFORMATION

SCHEDULE OF THE DISTRICT'S PROPORTIONATE SHARE OF
THE NET OPEB LIABILITY/ASSET
STATE TEACHERS RETIREMENT SYSTEM (STRS) OF OHIO

LAST FOUR FISCAL YEARS

	<u>2020</u>	<u>2019</u>	<u>2018</u>	<u>2017</u>
District's proportion of the net OPEB liability/asset	0.21998018%	0.21555461%	0.22189835%	0.20964140%
District's proportionate share of the net OPEB liability/(asset)	\$ (3,643,399)	\$ (3,463,742)	\$ 8,657,655	\$ 11,211,677
District's covered payroll	\$ 26,038,950	\$ 24,638,093	\$ 24,603,007	\$ 22,392,107
District's proportionate share of the net OPEB liability/asset as a percentage of its covered payroll	13.99%	14.06%	35.19%	50.07%
Plan fiduciary net position as a percentage of the total OPEB liability/asset	174.74%	176.00%	47.10%	37.30%

Note: Information prior to 2017 was unavailable. Schedule is intended to show information for 10 years. Additional years will be displayed as they become available.

Amounts presented for each fiscal year were determined as of the District's measurement date which is the prior year-end.

SEE ACCOMPANYING NOTES TO THE REQUIRED SUPPLEMENTARY INFORMATION

**JACKSON LOCAL SCHOOL DISTRICT
STARK COUNTY, OHIO**

SCHEDULES OF REQUIRED SUPPLEMENTARY INFORMATION

SCHEDULE OF DISTRICT OPEB CONTRIBUTIONS
SCHOOL EMPLOYEES RETIREMENT SYSTEM (SERS) OF OHIO

	LAST TEN FISCAL YEARS			
	<u>2020</u>	<u>2019</u>	<u>2018</u>	<u>2017</u>
Contractually required contribution	\$ 148,376	\$ 203,801	\$ 179,610	\$ 136,841
Contributions in relation to the contractually required contribution	<u>(148,376)</u>	<u>(203,801)</u>	<u>(179,610)</u>	<u>(136,841)</u>
Contribution deficiency (excess)	<u>\$ -</u>	<u>\$ -</u>	<u>\$ -</u>	<u>\$ -</u>
District's covered payroll	\$ 8,193,693	\$ 9,164,637	\$ 8,126,896	\$ 8,327,721
Contributions as a percentage of covered payroll	1.81%	2.22%	2.21%	1.64%

SEE ACCOMPANYING NOTES TO THE REQUIRED SUPPLEMENTARY INFORMATION

<u>2016</u>	<u>2015</u>	<u>2014</u>	<u>2013</u>	<u>2012</u>	<u>2011</u>
\$ 123,850	\$ 190,764	\$ 131,497	\$ 128,208	\$ 154,384	\$ 215,660
<u>(123,850)</u>	<u>(190,764)</u>	<u>(131,497)</u>	<u>(128,208)</u>	<u>(154,384)</u>	<u>(215,660)</u>
<u>\$ -</u>	<u>\$ -</u>	<u>\$ -</u>	<u>\$ -</u>	<u>\$ -</u>	<u>\$ -</u>
\$ 7,380,007	\$ 8,031,290	\$ 7,492,662	\$ 7,266,850	\$ 7,885,123	\$ 7,487,216
1.68%	2.38%	1.76%	1.76%	1.96%	2.88%

**JACKSON LOCAL SCHOOL DISTRICT
STARK COUNTY, OHIO**

SCHEDULES OF REQUIRED SUPPLEMENTARY INFORMATION

SCHEDULE OF DISTRICT OPEB CONTRIBUTIONS
STATE TEACHERS RETIREMENT SYSTEM (STRS) OF OHIO

	LAST TEN FISCAL YEARS			
	<u>2020</u>	<u>2019</u>	<u>2018</u>	<u>2017</u>
Contractually required contribution	\$ -	\$ -	\$ -	\$ -
Contributions in relation to the contractually required contribution	<u>-</u>	<u>-</u>	<u>-</u>	<u>-</u>
Contribution deficiency (excess)	<u>\$ -</u>	<u>\$ -</u>	<u>\$ -</u>	<u>\$ -</u>
District's covered payroll	\$ 25,589,807	\$ 26,038,950	\$ 24,638,093	\$ 24,603,007
Contributions as a percentage of covered payroll	0.00%	0.00%	0.00%	0.00%

SEE ACCOMPANYING NOTES TO THE REQUIRED SUPPLEMENTARY INFORMATION

<u>2016</u>	<u>2015</u>	<u>2014</u>	<u>2013</u>	<u>2012</u>	<u>2011</u>
\$ -	\$ -	\$ 218,965	\$ 210,616	\$ 229,036	\$ 217,608
-	-	(218,965)	(210,616)	(229,036)	(217,608)
<u>\$ -</u>	<u>\$ -</u>	<u>\$ -</u>	<u>\$ -</u>	<u>\$ -</u>	<u>\$ -</u>
\$ 22,392,107	\$ 24,029,038	\$ 23,108,300	\$ 21,061,631	\$ 22,903,562	\$ 21,760,792
0.00%	0.00%	1.00%	1.00%	1.00%	1.00%

**JACKSON LOCAL SCHOOL DISTRICT
STARK COUNTY, OHIO**

NOTES TO THE REQUIRED SUPPLEMENTARY INFORMATION
FOR THE FISCAL YEAR ENDED JUNE 30, 2020

PENSION

SCHOOL EMPLOYEES RETIREMENT SYSTEM (SERS) OF OHIO

Changes in benefit terms: There were no changes in benefit terms from the amounts reported for fiscal years 2014-2017. For fiscal year 2018, SERS changed from a fixed 3% annual increase to a Cost of Living Adjustment (COLA) based on the changes in the Consumer Price Index (CPI-W), with a cap of 2.5% and a floor of 0%. There were no changes in benefit terms from the amounts previously reported for fiscal years 2019-2020.

Changes in assumptions: There were no changes in methods and assumptions used in the calculation of actuarial determined contributions for fiscal years 2014-2016. For fiscal year 2017, the following changes of assumptions affected the total pension liability since the prior measurement date: (a) the assumed rate of inflation was reduced from 3.25% to 3.00%, (b) payroll growth assumption was reduced from 4.00% to 3.50%, (c) assumed real wage growth was reduced from 0.75% to 0.50%, (d) rates of withdrawal, retirement and disability were updated to reflect recent experience, (e) mortality among active members was updated to RP-2014 Blue Collar Mortality Table with fully generational projection and a five year age set-back for both males and females, (f) mortality among service retired members and beneficiaries was updated to the following RP-2014 Blue Collar Mortality Table with fully generational projection with Scale BB, 120% of male rates and 110% of female rates, (g) mortality among disabled members was updated to RP-2000 Disabled Mortality Table, 90% for male rates and 100% for female rates, set back five years is used for the period after disability retirement and (h) the discount rate was reduced from 7.75% to 7.50%. There were no changes in methods and assumptions used in the calculation of actuarial determined contributions for fiscal years 2018-2020.

STATE TEACHERS RETIREMENT SYSTEM (STRS) OF OHIO

Changes in benefit terms: There were no changes in benefit terms from the amounts reported for fiscal years 2014-2017. For fiscal year 2018, STRS decreased the Cost of Living Adjustment (COLA) to zero. There were no changes in benefit terms from amounts previously reported for fiscal years 2019-2020.

Changes in assumptions: There were no changes in methods and assumptions used in the calculation of actuarial determined contributions for fiscal years 2014-2017. For fiscal year 2018, the following changes of assumption affected the total pension liability since the prior measurement date: (a) the long-term expected rate of return was reduced from 7.75% to 7.45%, (b) the inflation assumption was lowered from 2.75% to 2.50%, (c) the payroll growth assumption was lowered to 3.00%, (d) total salary increases rate was lowered by decreasing the merit component of the individual salary increases, in addition to a decrease of 0.25% due to lower inflation, (e) the healthy and disabled mortality assumptions were updated to the RP-2014 mortality tables with generational improvement scale MP-2016 and (f) rates of retirement, termination and disability were modified to better reflect anticipated future experience. There were no changes in methods and assumptions used in the calculation of actuarial determined contributions for fiscal year 2020.

(Continued)

**JACKSON LOCAL SCHOOL DISTRICT
STARK COUNTY, OHIO**

NOTES TO THE REQUIRED SUPPLEMENTARY INFORMATION (CONTINUED)
FOR THE FISCAL YEAR ENDED JUNE 30, 2020

OTHER POSTEMPLOYMENT BENEFITS (OPEB)

SCHOOL EMPLOYEES RETIREMENT SYSTEM (SERS) OF OHIO

Changes in benefit terms: There were no changes in benefit terms from the amounts previously reported for fiscal years 2017-2020.

Changes in assumptions: There were no changes in methods and assumptions used in the calculation of actuarial determined contributions for fiscal year 2017. For fiscal year 2018, the following changes of assumptions affected the total OPEB liability since the prior measurement date: (a) assumed rate of inflation was reduced from 3.25% to 3.00%, (b) payroll growth assumption was reduced from 4.00% to 3.50%, (c) assumed real wage growth was reduced from 0.75% to 0.50%, (d) rates of withdrawal, retirement, and disability were updated to reflect recent experience, (e) mortality among active members was updated to the following: RP-2014 Blue Collar Mortality Table with fully generational projection and a five-year age set-back for both males and females, (f) mortality among service retired members and beneficiaries was updated to the following: RP-2014 Blue Collar Mortality Table with fully generational projection with Scale BB, 120% of male rates, and 110% of female rates, (g) mortality among disabled members was updated to the following: RP-2000 Disabled Mortality Table, 90% for male rates and 100% for female rates, set back five years is used for the period after disability retirement, (h) the municipal bond index rate increased from 2.92% to 3.56% and (i) the single equivalent interest rate, net of plan investment expense, including price inflation increased from 2.98% to 3.63%. For fiscal year 2019, the following changes of assumptions affected the total OPEB liability since the prior measurement date: (a) the discount rate increased from 3.63% to 3.70%, (b) the health care cost trend rates for Medicare were changed from a range of 5.50%-5.00% to a range of 5.375%-4.75% and Pre-Medicare were changed from a range of 7.50%-5.00% to a range of 7.25%-4.75%, (c) the municipal bond index rate increased from 3.56% to 3.62% and (d) the single equivalent interest rate, net of plan investment expense, including price inflation increased from 3.63% to 3.70%. For fiscal year 2020, the following changes of assumptions affected the total OPEB liability since the prior measurement date: (a) the discount rate decreased from 3.70% to 3.22%, (b) the health care cost trend rates for Medicare were changed from a range of 5.375%-4.75% to a range of 5.25%-4.75% and Pre-Medicare were changed from a range of 7.25%-4.75% to a range of 7.00%-4.75%, (c) the municipal bond index rate decreased from 3.62% to 3.13% and (d) the single equivalent interest rate, net of plan investment expense, including price inflation decreased from 3.70% to 3.22%.

STATE TEACHERS RETIREMENT SYSTEM (STRS) OF OHIO

Changes in benefit terms: There were no changes in benefit terms from the amounts previously reported for fiscal year 2017. For fiscal year 2018, STRS reduced the subsidy multiplier for non-Medicare benefit recipients from 2.1% to 1.9% per year of service. Medicare Part B premium reimbursements were discontinued for certain survivors and beneficiaries and all remaining Medicare Part B premium reimbursements will be discontinued beginning January 2019. For fiscal year 2019, STRS increased the subsidy multiplier for non-Medicare benefit recipients from 1.9% to 1.944% per year of service effective January 1, 2019. The non-Medicare frozen subsidy base premium was increased January 1, 2019 and all remaining Medicare Part B premium reimbursements will be discontinued beginning January 1, 2020. For fiscal year 2020, STRS increased the subsidy percentage from 1.944% to 1.984% effective January 1, 2020. The Medicare subsidy percentages were adjusted effective January 1, 2021 to 2.1% for the Medicare plan. The Medicare Part B monthly reimbursement elimination date was postponed to January 1, 2021.

Changes in assumptions: There were no changes in methods and assumptions used in the calculation of actuarial determined contributions for fiscal year 2017. For fiscal year 2018, the following changes of assumptions affected the total OPEB liability since the prior measurement date: (a) the discount rate was increased from 3.26% to 4.13% based on the methodology defined under GASB Statement No. 74, Financial Reporting for Postemployment Benefit Plans Other Than Pension Plans (OPEB), (b) the long term expected rate of return was reduced from 7.75% to 7.45%, (c) valuation year per capita health care costs were updated, and the salary scale was modified, (d) the percentage of future retirees electing each option was updated based on current data and the percentage of future disabled retirees and terminated vested participants electing health coverage were decreased and (e) the assumed mortality, disability, retirement, withdrawal and future health care cost trend rates were modified along with the portion of rebated prescription drug costs. For fiscal year 2019, the following changes of assumptions affected the total OPEB liability/asset since the prior measurement date: (a) the discount rate was increased from the blended rate of 4.13% to the long-term expected rate of return of 7.45% based on the methodology defined under GASB Statement No. 74, Financial Reporting for Postemployment Benefit Plans Other Than Pension Plans (OPEB) and (b) decrease in health care cost trend rates from 6.00%-11.00% initial; 4.50% ultimate down to Medical Pre-Medicare 6.00% and Medicare 5.00% initial; 4.00% ultimate and Prescription Drug Pre-Medicare 8.00% and Medicare (5.23%) initial; 4.00% ultimate. For fiscal year 2020, health care cost trend rates were changed to the following: medical pre-medicare from 6.00% initial - 4.00% ultimate down to 5.87% initial - 4.00% ultimate; medical medicare from 5.00% initial - 4.00% ultimate down to 4.93% initial - 4.00% ultimate; prescription drug pre-medicare from 8.00% initial - 4.00% ultimate down to 7.73% initial - 4.00% ultimate and (5.23%) initial - 4.00% ultimate up to 9.62% initial - 4.00% ultimate.

This page intentionally left blank.

**JACKSON LOCAL SCHOOL DISTRICT
STARK COUNTY**

**SCHEDULE OF EXPENDITURES OF FEDERAL AWARDS
FOR THE YEAR ENDED JUNE 30, 2020**

FEDERAL GRANTOR Pass Through Grantor Program / Cluster Title	Federal CFDA Number	Pass Through Entity Identifying Number	Provided Through to Subrecipients	Total Federal Expenditures	Total Non-Cash Expenditures
U.S. DEPARTMENT OF AGRICULTURE					
<i>Passed Through Ohio Department of Education</i>					
School Breakfast Program	10.553	049858-3L70-2020		64,706	
COVID-19 School Breakfast Program	10.553	049858-3L70-2020		5,711	
National School Lunch Program	10.555	049858-3L60-2020		350,740	152,049
COVID-19 National School Lunch Program	10.555	049858-3L60-2020		108,527	
Total Child Nutrition Cluster				529,684	152,049
Total U.S. Department of Agriculture				529,684	152,049
U.S. DEPARTMENT OF EDUCATION					
<i>Passed Through Ohio Department of Education</i>					
Title I Grants to Local Educational Agencies	84.010	049858-3M00-2019		39,224	
Title I Grants to Local Educational Agencies	84.010	049858-3M00-2020		339,096	
Total Title I Grants to Local Educational Agencies				378,320	
Special Education Grants to States	84.027	049858-3M20-2019		116,343	
Special Education Grants to States	84.027	049858-3M20-2020		1,129,418	
Special Education Preschool Grants	84.173	049858-3C50-2020		5,668	
Total Special Education Cluster				1,251,429	
English Language Acquisition State Grants	84.365	049858-3Y70-2020	5,964	17,196	
Supporting Effective Instruction State Grants	84.367	049858-3Y60-2019		4,490	
Supporting Effective Instruction State Grants	84.367	049858-3Y60-2020		96,126	
Total Supporting Effective Instruction State Grants				100,616	
Student Support and Academic Enrichment Program	84.424	049858-3H10-2019		8,165	
Student Support and Academic Enrichment Program	84.424	049858-3H10-2020		26,024	
Total Student Support and Academic Enrichment Program				34,189	
COVID-19 Elementary and Secondary School Emergency Relief Fund	84.425D	049858-3HS0-2020		301,508	
<i>Passed Through Plain Local School District</i>					
Career and Technical Education Basic Grants to States	84.048	N/A		38,015	
Total U.S. Department of Education			5,964	2,121,273	
Total Expenditures of Federal Awards			\$5,964	\$2,650,957	\$152,049

The accompanying notes are an integral part of this schedule.

**JACKSON LOCAL SCHOOL DISTRICT
STARK COUNTY**

**NOTES TO THE SCHEDULE OF EXPENDITURES OF FEDERAL AWARDS
2 CFR 200.510(b)(6)
FOR THE YEAR ENDED JUNE 30, 2020**

NOTE A - BASIS OF PRESENTATION

The accompanying Schedule of Expenditures of Federal Awards (the Schedule) includes the federal award activity of Jackson Local School District (the District) under programs of the federal government for the year ended June 30, 2020. The information on this Schedule is prepared in accordance with the requirements of Title 2 U.S. Code of Federal Regulations Part 200, *Uniform Administrative Requirements, Cost Principles, and Audit Requirements for Federal Awards* (Uniform Guidance). Because the Schedule presents only a selected portion of the operations of the District it is not intended to and does not present the financial position or changes in net position of the District.

NOTE B - SUMMARY OF SIGNIFICANT ACCOUNTING POLICIES

Expenditures reported on the Schedule are reported on the cash basis of accounting. Such expenditures are recognized following the cost principles contained in Uniform Guidance wherein certain types of expenditures may or may not be allowable or may be limited as to reimbursement.

NOTE C - INDIRECT COST RATE

The District has elected not to use the 10-percent de minimis indirect cost rate as allowed under the Uniform Guidance.

NOTE D - SUBRECIPIENTS

The District passes certain federal awards received from the Ohio Department of Education to other districts (subrecipients). As Note B describes, the District reports expenditures of Federal awards to subrecipients when paid in cash.

As a subrecipient, the District has certain compliance responsibilities, such as monitoring its subrecipients to help assure they use these subawards as authorized by laws, regulations, and the provisions of contracts or grant agreements, and that subrecipients achieve the award's performance goals.

NOTE E - CHILD NUTRITION CLUSTER

The District commingles cash receipts from the U.S. Department of Agriculture with similar State grants. When reporting expenditures on this Schedule, the District assumes it expends federal monies first.

NOTE F - FOOD DONATION PROGRAM

The District reports commodities consumed on the Schedule at the entitlement value. The District allocated donated food commodities to the respective program that benefitted from the use of those donated food commodities.

NOTE J - TRANSFERS BETWEEN PROGRAM YEARS

Federal regulations require schools to obligate certain federal awards by June 30. However, with ODE's consent, schools can transfer unobligated amounts to the subsequent fiscal year's program. The District transferred the following amounts from 2020 to 2021 programs:

<u>Program Title</u>	<u>CFDA Number</u>	<u>Amt. Transferred</u>
Title I Grants to Local Educational Agencies	84.010	\$ 57,798.53

OHIO AUDITOR OF STATE KEITH FABER



Conference Center, Suite 154
6000 Frank Ave. NW
North Canton, OH 44720
East Region@ohioauditor.gov
(800) 443-9272

INDEPENDENT AUDITOR'S REPORT ON INTERNAL CONTROL OVER FINANCIAL REPORTING AND ON COMPLIANCE AND OTHER MATTERS REQUIRED BY GOVERNMENT AUDITING STANDARDS

Jackson Local School District
Stark County
7602 Fulton Drive NW
Massillon, Ohio 44646

To the Board of Education:

We have audited, in accordance with auditing standards generally accepted in the United States and the Comptroller General of the United States' *Government Auditing Standards*, the financial statements of the governmental activities, each major fund, and the aggregate remaining fund information of the Jackson Local School District, Stark County, (the District) as of and for the year ended June 30, 2020, and the related notes to the financial statements, which collectively comprise the District's basic financial statements and have issued our report thereon dated December 16, 2020. We noted the financial impact of COVID-19 and the continuing emergency measures which may impact subsequent periods of the District.

Internal Control Over Financial Reporting

As part of our financial statement audit, we considered the District's internal control over financial reporting (internal control) as a basis for designing audit procedures appropriate in the circumstances to the extent necessary to support our opinion on the financial statements, but not to the extent necessary to opine on the effectiveness of the District's internal control. Accordingly, we have not opined on it.

A *deficiency in internal control* exists when the design or operation of a control does not allow management or employees, when performing their assigned functions, to prevent, or detect and timely correct misstatements. A *material weakness* is a deficiency, or combination of internal control deficiencies resulting in a reasonable possibility that internal control will not prevent or detect and timely correct a material misstatement of the District's financial statements. A *significant deficiency* is a deficiency, or a combination of deficiencies, in internal control that is less severe than a material weakness, yet important enough to merit attention by those charged with governance.

Our consideration of internal control was for the limited purpose described in the first paragraph of this section and was not designed to identify all internal control deficiencies that might be material weaknesses or significant deficiencies. Given these limitations, we did not identify any deficiencies in internal control that we consider material weaknesses. However, unidentified material weaknesses may exist.

Compliance and Other Matters

As part of reasonably assuring whether the District's financial statements are free of material misstatement, we tested its compliance with certain provisions of laws, regulations, contracts, and grant agreements, noncompliance with which could directly and materially affect the financial statements. However, opining on compliance with those provisions was not an objective of our audit and accordingly, we do not express an opinion. The results of our tests disclosed no instances of noncompliance or other matters we must report under *Government Auditing Standards*.

Purpose of this Report

This report only describes the scope of our internal control and compliance testing and our testing results, and does not opine on the effectiveness of the District's internal control or on compliance. This report is an integral part of an audit performed under *Government Auditing Standards* in considering the District's internal control and compliance. Accordingly, this report is not suitable for any other purpose.



Keith Faber
Auditor of State
Columbus, Ohio

December 16, 2020

OHIO AUDITOR OF STATE KEITH FABER



Conference Center, Suite 154
6000 Frank Ave. NW
North Canton, OH 44720
East Region@ohioauditor.gov
(800) 443-9272

INDEPENDENT AUDITOR'S REPORT ON COMPLIANCE WITH REQUIREMENTS APPLICABLE TO THE MAJOR FEDERAL PROGRAM AND ON INTERNAL CONTROL OVER COMPLIANCE REQUIRED BY THE UNIFORM GUIDANCE

Jackson Local School District
Stark County
7602 Fulton Drive NW
Massillon, Ohio 44646

To the Board of Education:

Report on Compliance for the Major Federal Program

We have audited the Jackson Local School District's (the District) compliance with the applicable requirements described in the U.S. Office of Management and Budget (OMB) *Compliance Supplement* that could directly and materially affect the Jackson Local School District's major federal program for the year ended June 30, 2020. The *Summary of Auditor's Results* in the accompanying schedule of findings identifies the District's major federal program.

Management's Responsibility

The District's Management is responsible for complying with federal statutes, regulations, and the terms and conditions of its federal awards applicable to its federal program.

Auditor's Responsibility

Our responsibility is to opine on the District's compliance for the District's major federal program based on our audit of the applicable compliance requirements referred to above. Our compliance audit followed auditing standards generally accepted in the United States of America; the standards for financial audits included in the Comptroller General of the United States' *Government Auditing Standards*; and the audit requirements of Title 2 U.S. *Code of Federal Regulations* Part 200, *Uniform Administrative Requirements, Cost Principles, and Audit Requirements for Federal Awards* (Uniform Guidance). These standards and the Uniform Guidance require us to plan and perform the audit to reasonably assure whether noncompliance with the applicable compliance requirements referred to above that could directly and materially affect a major federal program occurred. An audit includes examining, on a test basis, evidence about the District's compliance with those requirements and performing such other procedures as we considered necessary in the circumstances.

We believe our audit provides a reasonable basis for our compliance opinion on the District's major program. However, our audit does not provide a legal determination of the District's compliance.

Opinion on the Major Federal Program

In our opinion, the Jackson Local School District complied, in all material respects with the compliance requirements referred to above that could directly and materially affect its major federal program for the year ended June 30, 2020.

Report on Internal Control Over Compliance

The District's management is responsible for establishing and maintaining effective internal control over compliance with the applicable compliance requirements referred to above. In planning and performing our compliance audit, we considered the District's internal control over compliance with the applicable requirements that could directly and materially affect a major federal program, to determine our auditing procedures appropriate for opining on each major federal program's compliance and to test and report on internal control over compliance in accordance with the Uniform Guidance, but not to the extent needed to opine on the effectiveness of internal control over compliance. Accordingly, we have not opined on the effectiveness of the District's internal control over compliance.

A deficiency in internal control over compliance exists when the design or operation of a control over compliance does not allow management or employees, when performing their assigned functions, to prevent, or to timely detect and correct, noncompliance with a federal program's applicable compliance requirement. A *material weakness in internal control over compliance* is a deficiency, or combination of deficiencies, in internal control over compliance, such that there is a reasonable possibility that material noncompliance with a federal program compliance requirement will not be prevented, or timely detected and corrected. A *significant deficiency in internal control over compliance* is a deficiency, or a combination of deficiencies, in internal control over compliance with federal program's applicable compliance requirement that is less severe than a material weakness in internal control over compliance, yet important enough to merit attention by those charged with governance.

Our consideration of internal control over compliance was for the limited purpose described in the first paragraph of this section and would not necessarily identify all deficiencies in internal control over compliance that might be material weaknesses or significant deficiencies. We did not identify any deficiencies in internal control over compliance that we consider to be material weaknesses. However, material weaknesses may exist that have not been identified.

This report only describes the scope of our internal control over compliance tests and the results of this testing based on Uniform Guidance requirements. Accordingly, this report is not suitable for any other purpose.



Keith Faber
Auditor of State
Columbus, Ohio

December 16, 2020

**JACKSON LOCAL SCHOOL DISTRICT
STARK COUNTY**

**SCHEDULE OF FINDINGS
2 CFR § 200.515
JUNE 30, 2020**

1. SUMMARY OF AUDITOR'S RESULTS

<i>(d)(1)(i)</i>	Type of Financial Statement Opinion	Unmodified
<i>(d)(1)(ii)</i>	Were there any material weaknesses in internal control reported at the financial statement level (GAGAS)?	No
<i>(d)(1)(ii)</i>	Were there any significant deficiencies in internal control reported at the financial statement level (GAGAS)?	No
<i>(d)(1)(iii)</i>	Was there any reported material noncompliance at the financial statement level (GAGAS)?	No
<i>(d)(1)(iv)</i>	Were there any material weaknesses in internal control reported for major federal programs?	No
<i>(d)(1)(iv)</i>	Were there any significant deficiencies in internal control reported for major federal programs?	No
<i>(d)(1)(v)</i>	Type of Major Programs' Compliance Opinion	Unmodified
<i>(d)(1)(vi)</i>	Are there any reportable findings under 2 CFR § 200.516(a)?	No
<i>(d)(1)(vii)</i>	Major Programs (list):	Special Education Cluster (CFDA 84.027 and 84.173)
<i>(d)(1)(viii)</i>	Dollar Threshold: Type A/B Programs	Type A: > \$ 750,000 Type B: all others
<i>(d)(1)(ix)</i>	Low Risk Auditee under 2 CFR § 200.520?	Yes

**2. FINDINGS RELATED TO THE FINANCIAL STATEMENTS
REQUIRED TO BE REPORTED IN ACCORDANCE WITH GAGAS**

None

3. FINDINGS AND QUESTIONED COSTS FOR FEDERAL AWARDS

None

This page intentionally left blank.

OHIO AUDITOR OF STATE KEITH FABER



JACKSON LOCAL SCHOOL DISTRICT

STARK COUNTY

AUDITOR OF STATE OF OHIO CERTIFICATION

This is a true and correct copy of the report, which is required to be filed pursuant to Section 117.26, Revised Code, and which is filed in the Office of the Ohio Auditor of State in Columbus, Ohio.



Certified for Release 1/21/2021

88 East Broad Street, Columbus, Ohio 43215
Phone: 614-466-4514 or 800-282-0370

This report is a matter of public record and is available online at
www.ohioauditor.gov