



OHIO AUDITOR OF STATE  
**KEITH FABER**





**EDUCATIONAL SERVICE CENTER OF CENTRAL OHIO  
FRANKLIN COUNTY  
JUNE 30 2020**

**TABLE OF CONTENTS**

<b>TITLE</b>	<b>PAGE</b>
Independent Auditor's Report .....	1
Prepared by Management:	
Management's Discussion and Analysis .....	5
Basic Financial Statements:	
Government-wide Financial Statements:	
Statement of Net Position .....	17
Statement of Activities.....	18
Fund Financial Statements:	
Balance Sheet	
Governmental Funds.....	19
Reconciliation of Total Governmental Fund Balances to Net Position of Governmental Activities .....	20
Statement of Revenues, Expenditures and Changes in Fund Balance Governmental Funds.....	21
Reconciliation of the Statement of Revenues, Expenditures and Changes in Fund Balances of Governmental Funds to the Statement of Activities.....	22
Statement of Fund Net Position	
Proprietary Funds.....	23
Statement of Revenues, Expenses and Changes in Fund Net Position Proprietary Funds.....	24
Statement of Cash Flows	
Proprietary Funds.....	25
Statement of Fiduciary Assets and Liabilities	
Fiduciary Funds.....	26
Notes to the Basic Financial Statements.....	27

**EDUCATIONAL SERVICE CENTER OF CENTRAL OHIO  
FRANKLIN COUNTY  
JUNE 30 2020**

**TABLE OF CONTENTS  
(Continued)**

<b>TITLE</b>	<b>PAGE</b>
Required Supplementary Information:	
Schedule of the Center's Proportionate Share of the Net Pension Liability:	
School Employees Retirement System (SERS) of Ohio.....	86
State Teachers Retirement System (STRS) of Ohio .....	88
Schedule of the Center Pension Contributions:	
School Employees Retirement System (SERS) of Ohio .....	90
State Teachers Retirement System (STRS) of Ohio .....	92
Schedule of the Center's Proportionate Share of the Net OPEB Liability/Asset:	
School Employees Retirement System (SERS) of Ohio.....	94
State Teachers Retirement System (STRS) of Ohio .....	95
Schedule of the Center OPEB Contributions:	
School Employees Retirement System (SERS) of Ohio .....	96
State Teachers Retirement System (STRS) of Ohio .....	98
Notes to Required Supplementary Information.....	100
Schedule of Expenditures of Federal Awards .....	103
Notes to the Schedule of Expenditures of Federal Awards.....	104
Independent Auditor's Report on Internal Control Over Financial Reporting and on Compliance and Other Matters Required by <i>Government Auditing Standards</i> .....	105
Independent Auditor's Report on Compliance with Requirements Applicable to Each Major Federal Program and on Internal Control Over Compliance Required by the Uniform Guidance.....	107
Schedule of Findings.....	109



88 East Broad Street, 5<sup>th</sup> Floor  
Columbus, Ohio 43215-3506  
(614) 466-3402 or (800) 443-9275  
CentralRegion@ohioauditor.gov

## INDEPENDENT AUDITOR'S REPORT

Educational Service Center of Central Ohio  
Franklin County  
2080 Citygate Drive  
Columbus, Ohio 43219

To the Governing Board:

### ***Report on the Financial Statements***

We have audited the accompanying financial statements of the governmental activities, the discretely presented component unit, each major fund, and the aggregate remaining fund information of the Educational Service Center of Central Ohio, Franklin County, Ohio (the Center), as of and for the year ended June 30, 2020, and the related notes to the financial statements, which collectively comprise the Center's basic financial statements as listed in the table of contents.

### ***Management's Responsibility for the Financial Statements***

Management is responsible for preparing and fairly presenting these financial statements in accordance with accounting principles generally accepted in the United States of America; this includes designing, implementing, and maintaining internal control relevant to preparing and fairly presenting financial statements that are free from material misstatement, whether due to fraud or error.

### ***Auditor's Responsibility***

Our responsibility is to opine on these financial statements based on our audit. We audited in accordance with auditing standards generally accepted in the United States of America and the financial audit standards in the Comptroller General of the United States' *Government Auditing Standards*. Those standards require us to plan and perform the audit to reasonably assure the financial statements are free from material misstatement.

An audit requires obtaining evidence about financial statement amounts and disclosures. The procedures selected depend on our judgment, including assessing the risks of material financial statement misstatement, whether due to fraud or error. In assessing those risks, we consider internal control relevant to the Center's preparation and fair presentation of the financial statements in order to design audit procedures that are appropriate in the circumstances, but not to the extent needed to opine on the effectiveness of the Center's internal control. Accordingly, we express no such opinion. An audit also includes evaluating the appropriateness of management's accounting policies and the reasonableness of their significant accounting estimates, as well as our evaluation of the overall financial statement presentation.

We believe the audit evidence we obtained is sufficient and appropriate to support our audit opinions.

---

Efficient • Effective • Transparent

### ***Opinion***

In our opinion, the financial statements referred to above present fairly, in all material respects, the respective financial position of the governmental activities, the discretely presented component unit, each major fund, and the aggregate remaining fund information of the Center, as of June 30, 2020, and the respective changes in financial position and, where applicable, cash flows thereof for the year then ended in accordance with the accounting principles generally accepted in the United States of America.

### ***Emphasis of Matter***

As discussed in Note 18 to the financial statements, the financial impact of COVID-19 and the continuing emergency measures may impact subsequent periods of the Center. We did not modify our opinion regarding this matter.

### ***Other Matters***

#### *Required Supplementary Information*

Accounting principles generally accepted in the United States of America require this presentation to include *management's discussion and analysis*, and schedules of net pension and other post-employment benefit liabilities and pension and other post-employment benefit contributions listed in the table of contents, to supplement the basic financial statements. Although this information is not part of the basic financial statements, the Governmental Accounting Standards Board considers it essential for placing the basic financial statements in an appropriate operational, economic, or historical context. We applied certain limited procedures to the required supplementary information in accordance with auditing standards generally accepted in the United States of America, consisting of inquiries of management about the methods of preparing the information and comparing the information for consistency with management's responses to our inquiries, to the basic financial statements, and other knowledge we obtained during our audit of the basic financial statements. We do not opine or provide any assurance on the information because the limited procedures do not provide us with sufficient evidence to opine or provide any other assurance.

#### *Supplementary and Other Information*

Our audit was conducted to opine on the Center's basic financial statements taken as a whole.

The Schedule of Expenditures of Federal Awards presents additional analysis as required by Title 2 U.S. Code of Federal Regulations (CFR) Part 200, Uniform Administrative Requirements, Cost Principles, and Audit Requirements for Federal Awards and is not a required part of the financial statements.

The schedule is management's responsibility, and derives from and relates directly to the underlying accounting and other records used to prepare the basic financial statements. We subjected this information to the auditing procedures we applied to the basic financial statements. We also applied certain additional procedures, including comparing and reconciling this information directly to the underlying accounting and other records used to prepare the basic financial statements or to the basic financial statements themselves in accordance with auditing standards generally accepted in the United States of America. In our opinion, this information is fairly stated in all material respects in relation to the basic financial statements taken as a whole.

***Other Reporting Required by Government Auditing Standards***

In accordance with *Government Auditing Standards*, we have also issued our report dated March 22, 2021, on our consideration of the Center's internal control over financial reporting and our tests of its compliance with certain provisions of laws, regulations, contracts and grant agreements and other matters. That report describes the scope of our internal control testing over financial reporting and compliance, and the results of that testing, and does not opine on internal control over financial reporting or on compliance. That report is an integral part of an audit performed in accordance with *Government Auditing Standards* in considering the Center's internal control over financial reporting and compliance.



Keith Faber  
Auditor of State  
Columbus, Ohio

March 22, 2021

**THIS PAGE INTENTIONALLY LEFT BLANK**



**EDUCATIONAL SERVICE CENTER OF CENTRAL OHIO  
FRANKLIN COUNTY, OHIO**

**MANAGEMENT'S DISCUSSION AND ANALYSIS  
FOR THE FISCAL YEAR ENDED JUNE 30, 2020  
(UNAUDITED)**

The management's discussion and analysis of the Educational Service Center of Central Ohio's (the "Center") financial performance provides an overall review of the Center's financial activities for the fiscal year ended June 30, 2020. The intent of this discussion and analysis is to look at the Center's financial performance as a whole; readers should also review the basic financial statements and the notes to the basic financial statements to enhance their understanding of the Center's financial performance.

**Financial Highlights**

Key financial highlights for 2020 are as follows:

- The Center's net position was a deficit position of \$12,045,973 as of June 30, 2020. This represents a decrease of \$2,451,698 from last fiscal year's net deficit position of \$9,594,275.
- Total revenues for the year amounted to \$117,917,266. General revenues accounted for \$6,361,508 or 5.39% of this total. Program specific revenues in the form of charges for services and sales, grants and contributions accounted for \$111,555,758 or 94.61% of total revenues.
- The Center had \$120,368,964 in expenses related to governmental activities; these expenses were supported by program specific charges for services and sales, grants or contributions in the amount of \$111,555,758 and general revenues of \$6,361,508.
- The Center's major governmental fund is the general fund. The general fund had \$115,633,805 in revenues and other financing sources and \$113,281,037 in expenditures and other financing uses. During fiscal year 2020, the general fund's fund balance increased from \$27,017,245 to \$29,370,013.

**Using these Basic Financial Statements (BFS)**

This annual report consists of a series of financial statements and notes to those statements. These statements are organized so the reader can understand the Center as a financial whole, an entire operating entity. The statements then proceed to provide an increasingly detailed look at specific financial activities.

The *statement of net position* and *statement of activities* provide information about the activities of the whole Center, presenting both an aggregate view of the Center's finances and a longer-term view of those finances. Fund financial statements provide the next level of detail. For governmental funds, these statements tell how services were financed in the short-term as well as what remains for future spending. The fund financial statements also look at the Center's most significant funds with all other nonmajor funds presented in total in one column. The Center's only major fund is the general fund.

**Reporting the Center as a Whole**

***Statement of Net Position and the Statement of Activities***

While this document contains the large number of funds used by the Center to provide programs and activities, the view of the Center as a whole looks at all financial transactions and asks the question, "How did we do financially during 2020?" The statement of net position and the statement of activities answer this question. These statements include *all assets, liabilities, deferred inflows and outflows of resources, revenues and expenses* using the *accrual basis of accounting* similar to the accounting used by most private-sector companies. This basis of accounting will take into account all of the current year's revenues and expenses regardless of when cash is received or paid.

These two statements report the Center's *net position* and changes in that position. This change in net position is important because it tells the reader that, for the Center as a whole, the *financial position* of the Center has improved or diminished. The causes of this change may be the result of many factors, some financial, some not. Non-financial factors include increased or decreased services desired by school districts, State budget cuts, required educational programs and other factors.

**EDUCATIONAL SERVICE CENTER OF CENTRAL OHIO  
FRANKLIN COUNTY, OHIO**

**MANAGEMENT'S DISCUSSION AND ANALYSIS  
FOR THE FISCAL YEAR ENDED JUNE 30, 2020  
(UNAUDITED)**

In the statement of net position and the statement of activities, the governmental activities include the Center's programs and services, including instruction, support services, and other operations. The government-wide financial statements include not only the activity of the Center itself (known as the primary government), but also a separate entity which has been reported as a discretely presented component unit.

**Reporting the Center's Most Significant Funds**

***Fund Financial Statements***

The analysis of the Center's major governmental funds begins on page 11. Fund financial reports provide detailed information about the Center's major funds. The Center uses many funds to account for a multitude of financial transactions. However, these fund financial statements focus on the Center's most significant funds.

***Governmental Funds***

Most of the Center's activities are reported in governmental funds, which focus on how money flows into and out of those funds and the balances left at fiscal year-end available for spending in future periods. These funds are reported using an accounting method called *modified accrual* accounting, which measures cash and all other *financial assets* that can readily be converted to cash. The governmental fund financial statements provide a detailed *short-term* view of the Center's general government operations and the basic services it provides. Governmental fund information helps you determine whether there are more or fewer financial resources that can be spent in the near future to finance educational programs. The relationship (or differences) between governmental *activities* (reported in the statement of net position and the statement of activities) and governmental *funds* is reconciled in the basic financial statements.

***Proprietary Fund***

The Center maintains only one type of proprietary fund. The internal service fund is an accounting device used to accumulate and allocate costs internally among the Center's various functions. The Center has an internal service fund that accounts for a self-insurance program which provides workers' compensation benefits to the Center's employees.

***Reporting the Center's Fiduciary Responsibilities***

The Center maintains agency funds to account for monies due to other governments, individuals or private organizations. All of the Center's fiduciary activities are reported in a separate statement of assets and liabilities. These activities are excluded from the Center's other financial statements because the assets cannot be utilized by the Center to finance its operations.

***Notes to the Basic Financial Statements***

The notes provide additional information that is essential to a full understanding of the data provided in the government-wide and fund financial statements.

***Required Supplementary Information***

The required supplementary information provides detailed information regarding the Center's proportionate share of the net pension liability and the net OPEB liability/asset of the retirement systems. It also includes a ten year schedule of the Center's contributions to the retirement systems to fund pension and OPEB obligations.

**EDUCATIONAL SERVICE CENTER OF CENTRAL OHIO  
FRANKLIN COUNTY, OHIO**

MANAGEMENT'S DISCUSSION AND ANALYSIS  
FOR THE FISCAL YEAR ENDED JUNE 30, 2020  
(UNAUDITED)

**The Center as a Whole**

The statement of net position provides the perspective of the Center as a whole. The following table provides a summary of the Center's net position for fiscal years 2020 and 2019.

	<b>Net Position</b>	
	Governmental Activities	Governmental Activities
	<u>2020</u>	<u>2019</u>
<b><u>Assets</u></b>		
Current and other assets	\$ 44,014,383	\$ 43,524,985
Net OPEB asset	2,719,989	2,555,010
Capital assets, net	<u>4,397,956</u>	<u>4,514,645</u>
Total assets	<u>51,132,328</u>	<u>50,594,640</u>
<b><u>Deferred outflows of resources</u></b>		
Pension	9,435,415	11,788,452
OPEB	<u>699,978</u>	<u>424,657</u>
Total deferred outflows of resources	<u>10,135,393</u>	<u>12,213,109</u>
<b><u>Liabilities</u></b>		
Current liabilities	11,005,672	9,151,441
Long-term liabilities:		
Due within one year	1,242,869	1,160,650
Due in more than one year:		
Net pension liability	45,944,260	44,417,635
Net OPEB liability	3,798,909	4,367,092
Other amounts	<u>2,302,854</u>	<u>2,339,489</u>
Total liabilities	<u>64,294,564</u>	<u>61,436,307</u>
<b><u>Deferred inflows of resources</u></b>		
Pension	3,919,915	5,850,051
OPEB	<u>5,099,215</u>	<u>5,115,666</u>
Total deferred inflows of resources	<u>9,019,130</u>	<u>10,965,717</u>
<b><u>Net position</u></b>		
Net investment in capital assets	3,557,644	3,468,830
Restricted	127,226	308,084
Unrestricted (deficit)	<u>(15,730,843)</u>	<u>(13,371,189)</u>
Total net position (deficit)	<u>\$ (12,045,973)</u>	<u>\$ (9,594,275)</u>

The net pension liability (NPL) is the largest single liability reported by the Center at June 30, 2020 and is reported pursuant to GASB Statement 68, "Accounting and Financial Reporting for Pensions—an Amendment of GASB Statement 27." The Center has adopted GASB Statement 75, "Accounting and Financial Reporting for Postemployment Benefits Other Than Pensions," which significantly revises accounting for costs and liabilities related to other postemployment benefits (OPEB). For reasons discussed below, many end users of this financial statement will gain a clearer understanding of the Center's actual financial condition by adding deferred inflows related to pension and OPEB, the net pension liability and the net OPEB liability to the reported net position and subtracting deferred outflows related to pension and OPEB.

**EDUCATIONAL SERVICE CENTER OF CENTRAL OHIO  
FRANKLIN COUNTY, OHIO**

MANAGEMENT'S DISCUSSION AND ANALYSIS  
FOR THE FISCAL YEAR ENDED JUNE 30, 2020  
(UNAUDITED)

Governmental Accounting Standards Board standards are national and apply to all government financial reports prepared in accordance with generally accepted accounting principles. Prior accounting for pensions (GASB 27) and postemployment benefits (GASB 45) focused on a funding approach. This approach limited pension and OPEB costs to contributions annually required by law, which may or may not be sufficient to fully fund each plan's *net pension liability* or *net OPEB liability*. GASB 68 and GASB 75 take an earnings approach to pension and OPEB accounting; however, the nature of Ohio's statewide pension/OPEB plans and state law governing those systems requires additional explanation in order to properly understand the information presented in these statements.

GASB 68 and GASB 75 require the net pension liability and the net OPEB liability to equal the Center's proportionate share of each plan's collective:

1. Present value of estimated future pension/OPEB benefits attributable to active and inactive employees' past service.
2. Minus plan assets available to pay these benefits.

GASB notes that pension and OPEB obligations, whether funded or unfunded, are part of the "employment exchange" – that is, the employee is trading his or her labor in exchange for wages, benefits, and the promise of a future pension and other postemployment benefits. GASB noted that the unfunded portion of this promise is a present obligation of the government, part of a bargained-for benefit to the employee, and should accordingly be reported by the government as a liability since they received the benefit of the exchange. However, the Center is not responsible for certain key factors affecting the balance of these liabilities. In Ohio, the employee shares the obligation of funding pension benefits with the employer. Both employer and employee contribution rates are capped by State statute. A change in these caps requires action of both Houses of the General Assembly and approval of the Governor. Benefit provisions are also determined by State statute. The Ohio Revised Code permits, but does not require, the retirement systems to provide healthcare to eligible benefit recipients. The retirement systems may allocate a portion of the employer contributions to provide for these OPEB benefits.

The employee enters the employment exchange with the knowledge that the employer's promise is limited not by contract but by law. The employer enters the exchange also knowing that there is a specific, legal limit to its contribution to the retirement system. In Ohio, there is no legal means to enforce the unfunded liability of the pension/OPEB plan *as against the public employer*. State law operates to mitigate/lessen the moral obligation of the public employer to the employee, because all parties enter the employment exchange with notice as to the law. The retirement system is responsible for the administration of the pension and OPEB plans.

Most long-term liabilities have set repayment schedules or, in the case of compensated absences (i.e. sick and vacation leave), are satisfied through paid time-off or termination payments. There is no repayment schedule for the net pension liability or the net OPEB liability. As explained above, changes in benefits, contribution rates, and return on investments affect the balance of these liabilities but are outside the control of the local government. In the event that contributions, investment returns, and other changes are insufficient to keep up with required payments, State statute does not assign/identify the responsible party for the unfunded portion. Due to the unique nature of how the net pension liability and the net OPEB liability are satisfied, these liabilities are separately identified within the long-term liability section of the statement of net position.

In accordance with GASB 68 and GASB 75, the Center's statements prepared on an accrual basis of accounting include an annual pension expense and an annual OPEB expense for their proportionate share of each plan's *change* in net pension liability and net OPEB liability, respectively, not accounted for as deferred inflows/outflows.

**EDUCATIONAL SERVICE CENTER OF CENTRAL OHIO  
FRANKLIN COUNTY, OHIO**

**MANAGEMENT'S DISCUSSION AND ANALYSIS  
FOR THE FISCAL YEAR ENDED JUNE 30, 2020  
(UNAUDITED)**

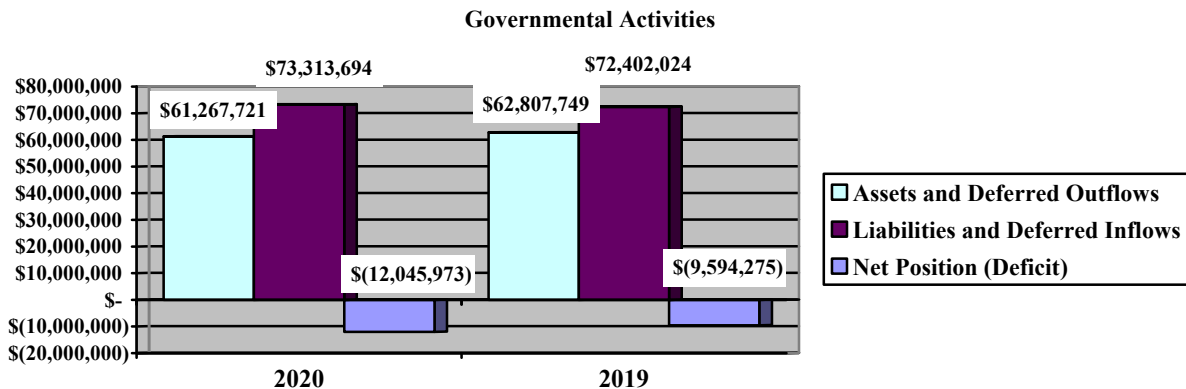
***Analysis of Net Position***

Over time, net position can serve as a useful indicator of a government's financial position. Total net position decreased \$2,451,698 and remained at a deficit net position at June 30, 2020. The net pension liability is the largest single liability reported by the Center, representing 71.46% and 72.30% of total liabilities for fiscal year 2020 and 2019, respectively. This liability, along with the net OPEB liability/asset, represent the Center's share of the two state retirement systems' present value of estimated future pension benefits less the assets available to pay those benefits. This will fluctuate annually based on a number of factors including investment returns, actuarial assumptions used, and the Center's proportionate share of the net pension and net OPEB cost. As a result many end users of this financial statement will gain a clearer understanding of the Center's actual financial condition by adding deferred inflows related to pension and OPEB, the net pension liability and the net OPEB liability to the reported net position and subtracting deferred outflows related to pension and OPEB and the net OPEB asset. The result would be net position at June 30, 2020 of \$33,860,944.

Other than the net pension liability and net OPEB liability/asset and the related deferred inflows and outflows of resources, the only other significant change was an increase in current liabilities. This is primarily due to increases in payables from operations and accrued wages and benefits.

At year-end, capital assets represented 8.60% of total assets. Capital assets include land, buildings, furniture and equipment and vehicles. The net investment in capital assets at June 30, 2020 was \$3,557,644. These capital assets are used to provide the Center's services and are not available for future spending.

A portion of the Center's net position, \$127,226, represents resources that are subject to external restriction on how they may be used. The remaining balance of unrestricted net position is a deficit of \$15,730,843.



**EDUCATIONAL SERVICE CENTER OF CENTRAL OHIO  
FRANKLIN COUNTY, OHIO**

MANAGEMENT'S DISCUSSION AND ANALYSIS  
FOR THE FISCAL YEAR ENDED JUNE 30, 2020  
(UNAUDITED)

The following table shows the change in net position for fiscal year 2020 and 2019.

	<b>Change in Net Position</b>	
	Governmental Activities <u>2020</u>	Governmental Activities <u>2019</u>
<b><u>Revenues</u></b>		
Program revenues:		
Charges for services and sales	\$ 106,919,323	\$ 103,861,319
Operating grants and contributions	4,636,435	6,506,120
General revenues:		
Grants and entitlements	5,942,778	5,732,726
Investment earnings	274,007	310,708
Miscellaneous	<u>144,723</u>	<u>69,529</u>
Total revenues	<u>117,917,266</u>	<u>116,480,402</u>
<b><u>Expenses</u></b>		
Program expenses:		
Instruction:		
Regular	1,414,916	571,566
Special	11,174,761	7,977,370
Support services:		
Pupil	11,071,773	7,202,282
Instructional staff	15,503,788	11,057,273
Board of education	50,401	55,003
Administration	3,066,107	2,943,743
Fiscal	2,632,829	2,240,814
Business	416,999	333,920
Operations and maintenance	1,578,546	1,049,111
Pupil transportation	27,342	243,835
Central	73,306,636	70,258,074
Operation of non-instructional services	1,000	142
Extracurricular activities	82,192	-
Interest and fiscal charges	<u>41,674</u>	<u>54,223</u>
Total expenses	<u>120,368,964</u>	<u>103,987,356</u>
Change in net position	(2,451,698)	12,493,046
Net position (deficit) at beginning of year	<u>(9,594,275)</u>	<u>(22,087,321)</u>
Net position (deficit) at end of year	<u>\$ (12,045,973)</u>	<u>\$ (9,594,275)</u>

**Governmental Activities**

Net position of the Center's governmental activities decreased \$2,451,698 during fiscal year 2020. Total governmental expenses of \$120,368,964 were offset by program revenues of \$111,555,758 and general revenues of \$6,361,508. Program revenues supported 92.68% of the total governmental expenses.

The primary sources of revenue for governmental activities are derived from tuition and contracted fees for services provided to other entities. These revenue sources comprised 90.67% of total governmental revenue in fiscal year 2020 and are the main reason for the overall increase in revenues.

**EDUCATIONAL SERVICE CENTER OF CENTRAL OHIO  
FRANKLIN COUNTY, OHIO**

**MANAGEMENT’S DISCUSSION AND ANALYSIS  
FOR THE FISCAL YEAR ENDED JUNE 30, 2020  
(UNAUDITED)**

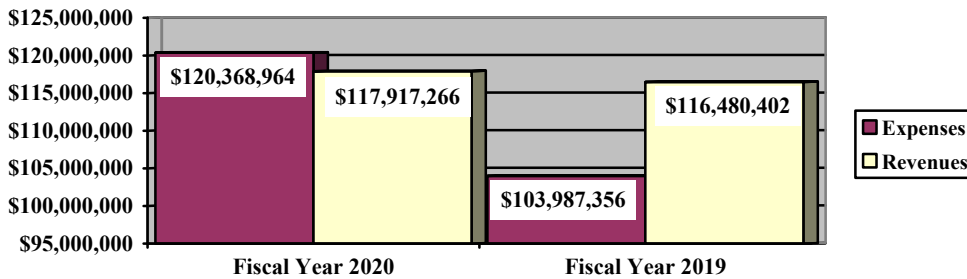
Total expenses increased \$16,299,416 or 15.67%. As previously discussed, the effects of GASB 68 and 75 (net pension and net OPEB liabilities) greatly distort this comparative analysis. The following calculation illustrates the change in net position for fiscal years 2020 and 2019 without the effects of pension and OPEB expense.

	2020	2019
Total change net position (with GASB 68 and 75)	\$ (2,451,698)	\$ 12,493,046
GASB 68 calculations:		
Add pension expense	5,830,985	2,687,223
Less current year contributions	(3,881,459)	(3,477,291)
GASB 75 calculations:		
Add OPEB expense	(1,001,165)	(5,578,818)
Less current year contributions	(23,769)	(54,941)
Total change net position (without GASB 68 and 75)	\$ (1,527,106)	\$ 6,069,219

Most of the Center’s expenses are for support services; these accounted for \$107,654,421 or 89.44% of total governmental expenses in fiscal year 2020. The most significant of these expenses are for central support services, which are primarily related to the Center’s costs for management information and staff recruiting and placement services for its member entities.

The graph below presents the Center’s governmental activities revenue and expenses for fiscal years 2020 and 2019.

**Governmental Activities - Revenues and Expenses**



The statement of activities shows the cost of program services and the charges for services and grants offsetting those services. The table on the following page shows, for governmental activities, the total cost of services and the net cost of services. That is, it identifies the cost of these services supported by unrestricted state grants and entitlements, and other general revenues not restricted to a specific program.

**EDUCATIONAL SERVICE CENTER OF CENTRAL OHIO  
FRANKLIN COUNTY, OHIO**

**MANAGEMENT'S DISCUSSION AND ANALYSIS  
FOR THE FISCAL YEAR ENDED JUNE 30, 2020  
(UNAUDITED)**

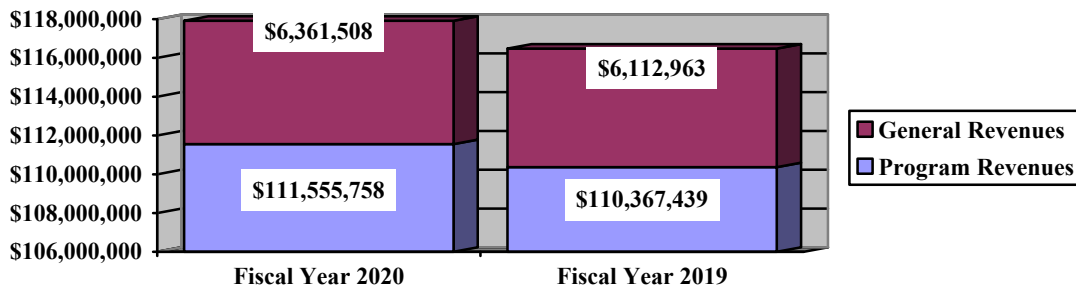
**Governmental Activities**

	Total Cost of Services <u>2020</u>	Net Cost of Services <u>2020</u>	Total Cost of Services <u>2019</u>	Net Cost of Services <u>2019</u>
<b>Program expenses</b>				
Instruction:				
Regular	\$ 1,414,916	\$ 112,622	\$ 571,566	\$ 512,947
Special	11,174,761	953,265	7,977,370	(1,900,856)
Support services:				
Pupil	11,071,773	916,632	7,202,282	(2,043,842)
Instructional staff	15,503,788	1,378,629	11,057,273	(1,660,830)
Board of education	50,401	3,111	55,003	(835)
Administration	3,066,107	305,710	2,943,743	(574,748)
Fiscal	2,632,829	211,867	2,240,814	(157,812)
Business	416,999	67,905	333,920	(92,146)
Operations and maintenance	1,578,546	414,515	1,049,111	46,050
Pupil transportation	27,342	27,342	243,835	238,508
Central	73,306,636	4,297,368	70,258,074	(800,672)
Operation of non-instructional services	1,000	374	142	(70)
Extracurricular activities	82,192	82,192	-	-
Interest and fiscal charges	41,674	41,674	54,223	54,223
<b>Total expenses</b>	<b><u>\$ 120,368,964</u></b>	<b><u>\$ 8,813,206</u></b>	<b><u>\$ 103,987,356</u></b>	<b><u>\$ (6,380,083)</u></b>

For all governmental activities, program revenue support was 92.68% for fiscal year 2020 and 100% for fiscal year 2019. The primary support of the Center is contracted fees for services provided to other districts.

The graph below presents the Center's governmental activities revenue for fiscal year 2020 and 2019.

**Governmental Activities - General and Program Revenues**





**EDUCATIONAL SERVICE CENTER OF CENTRAL OHIO  
FRANKLIN COUNTY, OHIO**

MANAGEMENT'S DISCUSSION AND ANALYSIS  
FOR THE FISCAL YEAR ENDED JUNE 30, 2020  
(UNAUDITED)

**The Center's Funds**

The Center's governmental funds reported a combined fund balance of \$29,922,192 which is \$2,769,800 higher than last year's total of \$27,152,392. The following table indicates the fund balance and the total change in fund balance as of June 30, 2020 and 2019.

	<u>Fund Balance June 30, 2020</u>	<u>Fund Balance June 30, 2019</u>	<u>Change</u>
General Fund	\$ 29,370,013	\$ 27,017,245	\$ 2,352,768
Nonmajor Governmental Funds	<u>552,179</u>	<u>135,147</u>	<u>417,032</u>
Total	<u>\$ 29,922,192</u>	<u>\$ 27,152,392</u>	<u>\$ 2,769,800</u>

**General Fund**

The Center's general fund balance increased in fiscal year 2020 by \$2,352,768. The tables that follow assist in illustrating the financial activities and change in fund balance of the general fund.

	<u>2020 Amount</u>	<u>2019 Amount</u>	<u>Percentage Change</u>
<b><u>Revenues</u></b>			
Tuition	\$ 16,012,560	\$ 13,411,187	19.40 %
Customer services	93,196,823	85,745,924	8.69 %
Earnings on investments	273,829	306,516	(10.66) %
Intergovernmental	5,942,778	7,287,857	(18.46) %
Other revenues	<u>123,821</u>	<u>188,820</u>	(34.42) %
Total	<u>\$ 115,549,811</u>	<u>\$ 106,940,304</u>	8.05 %

	<u>2020 Amount</u>	<u>2019 Amount</u>	<u>Percentage Change</u>
<b><u>Expenditures</u></b>			
Instruction	\$ 12,059,487	\$ 10,389,879	16.07 %
Support services	99,732,354	94,188,847	5.89 %
Extracurricular activities	79,099	-	N/A
Debt service	<u>409,058</u>	<u>390,654</u>	4.71 %
Total	<u>\$ 112,279,998</u>	<u>\$ 104,969,380</u>	6.96 %

Customer services revenue increased due to additional services contracts with member entities. This resulted in a corresponding increase in expenditures, mostly for central support services. Central support services expenditures are primarily recruiting and placement services provided to member school districts. The increase in tuition revenue, and corresponding increase in instruction expenditures, is mostly a result of additional regular and special instructional services provided.

**EDUCATIONAL SERVICE CENTER OF CENTRAL OHIO  
FRANKLIN COUNTY, OHIO**

MANAGEMENT'S DISCUSSION AND ANALYSIS  
FOR THE FISCAL YEAR ENDED JUNE 30, 2020  
(UNAUDITED)

**Capital Assets and Debt Administration**

***Capital Assets***

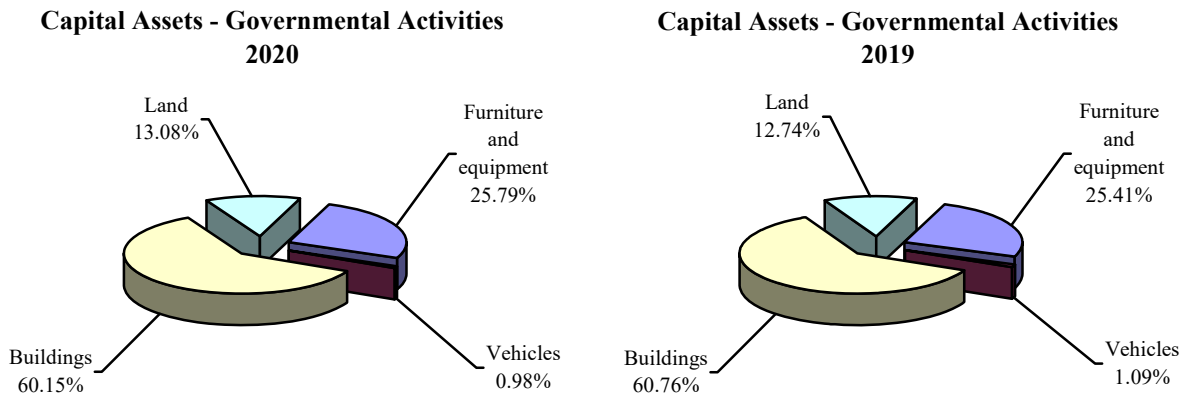
At the end of fiscal year 2020, the Center had \$4,397,956 invested in land, buildings, furniture and equipment and vehicles. This entire amount is reported in governmental activities. The table that follows shows fiscal year 2020 balances compared to 2019.

**Capital Assets at June 30  
(Net of Depreciation)**

	Governmental Activities	
	2020	2019
Land	\$ 575,181	\$ 575,181
Buildings	2,645,362	2,743,403
Furniture and equipment	1,134,358	1,147,068
Vehicles	43,055	48,993
Total	\$ 4,397,956	\$ 4,514,645

Total additions to capital assets for 2020 were \$298,580. A total of \$414,786 in depreciation expense was recognized in fiscal year 2020 and disposals were \$483 (net of accumulated depreciation). See Note 7 in the notes to the basic financial statements for additional information on the Center's capital assets.

The following graphs present the Center's capital assets for fiscal years 2020 and 2019.



***Debt Administration***

At June 30, 2020 the Center's outstanding debt obligations consisted of \$763,480 in lease purchase and capital lease obligations. Of this total, \$387,332 is due within one year and \$376,148 is due in greater than one year. Total additions for the year, consisting of two capital leases, were \$83,994 and principal payments amounted to \$366,329. See Note 9 in the notes to the basic financial statements for detail on the Center's debt administration.

**EDUCATIONAL SERVICE CENTER OF CENTRAL OHIO  
FRANKLIN COUNTY, OHIO**

**MANAGEMENT'S DISCUSSION AND ANALYSIS  
FOR THE FISCAL YEAR ENDED JUNE 30, 2020  
(UNAUDITED)**

The following table summarizes the debt outstanding.

**Outstanding Debt, at Fiscal Year End**

	Governmental Activities <u>2020</u>	Governmental Activities <u>2019</u>
Lease purchase agreement	\$ 607,000	\$ 891,000
Capital lease obligations	<u>156,480</u>	<u>154,815</u>
Total	<u>\$ 763,480</u>	<u>\$ 1,045,815</u>

**Current Financial Related Activities**

The Center is in a stable financial position at the end of June 2020. The Governing Board has a permanent improvement fund to cover possible future office space needs or payment of office building rental, and future technology equipment needs. According to the latest State budget, in fiscal year 2021 the ESC will receive approximately the same amount in per-pupil funding and gifted education funding as fiscal year 2020, or about \$5.9 million.

**Contacting the Center's Financial Management**

This financial report is designed to provide our citizens, taxpayers, investors and creditors with a general overview of the Center's finances and to show the Center's accountability for the money it receives. Questions regarding this report or requests for additional financial information should be directed to Mr. David Varda, Treasurer, Educational Service Center of Central Ohio, 2080 Citygate Dr., Columbus, Ohio 43219.

THIS PAGE IS INTENTIONALLY LEFT BLANK

**EDUCATIONAL SERVICE CENTER OF CENTRAL OHIO  
FRANKLIN COUNTY, OHIO**

STATEMENT OF NET POSITION  
JUNE 30, 2020

	<b>Governmental Activities</b>	<b>Component Unit</b>
<b>Assets:</b>		
Equity in pooled cash and cash equivalents. . .	\$ 34,012,766	\$ 3,387,541
Receivables:		
Accounts. . . . .	9,197,552	7,269,875
Accrued interest . . . . .	16,085	-
Intergovernmental . . . . .	766,761	-
Loans. . . . .	21,219	-
Restricted assets:		
Investments held on behalf of others. . . . .	-	700,170
Receivables. . . . .	-	4,009
Net OPEB asset . . . . .	2,719,989	4,643,268
Capital assets:		
Nondepreciable capital assets . . . . .	575,181	-
Depreciable capital assets, net. . . . .	3,822,775	-
Capital assets, net . . . . .	4,397,956	-
Total assets. . . . .	51,132,328	16,004,863
<b>Deferred outflows of resources:</b>		
Pension . . . . .	9,435,415	27,694,178
OPEB . . . . .	699,978	7,145,430
Total deferred outflows of resources. . . . .	10,135,393	34,839,608
<b>Liabilities:</b>		
Accounts payable. . . . .	554,545	8,128
Accrued wages and benefits payable . . . . .	3,891,420	4,655,321
Due to other governments . . . . .	4,727,077	3,486,181
Claims payable. . . . .	17,017	-
Accrued interest payable . . . . .	2,254	-
Unearned revenue . . . . .	1,813,359	-
Payables from restricted assets . . . . .	-	704,179
Long-term liabilities:		
Due within one year. . . . .	1,242,869	853,160
Due in more than one year:		
Net pension liability. . . . .	45,944,260	114,097,427
Net OPEB liability . . . . .	3,798,909	22,348,224
Other amounts due in more than one year. . . . .	2,302,854	753,906
Total liabilities . . . . .	64,294,564	146,906,526
<b>Deferred inflows of resources:</b>		
Pension . . . . .	3,919,915	3,967,249
OPEB. . . . .	5,099,215	11,780,745
Total deferred inflows of resources. . . . .	9,019,130	15,747,994
<b>Net position:</b>		
Net investment in capital assets. . . . .	3,557,644	-
Restricted for:		
State funded programs. . . . .	83,043	-
Federally funded programs . . . . .	44,094	-
Student activities . . . . .	89	-
Unrestricted (deficit) . . . . .	(15,730,843)	(111,810,049)
Total net position (deficit) . . . . .	\$ (12,045,973)	\$ (111,810,049)

SEE ACCOMPANYING NOTES TO THE BASIC FINANCIAL STATEMENTS

**EDUCATIONAL SERVICE CENTER OF CENTRAL OHIO  
FRANKLIN COUNTY, OHIO**

STATEMENT OF ACTIVITIES  
FOR THE FISCAL YEAR ENDED JUNE 30, 2020

	Program Revenues			Net (Expense) Revenue and Changes in Net Position	
	Expenses	Charges for Services and Sales	Operating Grants and Contributions	Governmental Activities	Component Unit
<b>Governmental activities:</b>					
Instruction:					
Regular . . . . .	\$ 1,414,916	\$ 1,293,905	\$ 8,389	\$ (112,622)	\$ -
Special . . . . .	11,174,761	10,075,064	146,432	(953,265)	-
Support services:					
Pupil . . . . .	11,071,773	10,155,045	96	(916,632)	-
Instructional staff . . . . .	15,503,788	12,450,275	1,674,884	(1,378,629)	-
Board of education . . . . .	50,401	47,290	-	(3,111)	-
Administration . . . . .	3,066,107	2,506,005	254,392	(305,710)	-
Fiscal . . . . .	2,632,829	2,172,235	248,727	(211,867)	-
Business . . . . .	416,999	349,094	-	(67,905)	-
Operations and maintenance . . . . .	1,578,546	1,085,960	78,071	(414,515)	-
Pupil transportation . . . . .	27,342	-	-	(27,342)	-
Central . . . . .	73,306,636	66,784,450	2,224,818	(4,297,368)	-
Operation of non-instructional services . . . . .	1,000	-	626	(374)	-
Extracurricular activities . . . . .	82,192	-	-	(82,192)	-
Interest and fiscal charges . . . . .	41,674	-	-	(41,674)	-
Total governmental activities . . . . .	<u>\$ 120,368,964</u>	<u>\$ 106,919,323</u>	<u>\$ 4,636,435</u>	<u>(8,813,206)</u>	<u>-</u>
<b>Component unit:</b>					
Educational Service Center					
Council of Governments . . . . .	<u>\$ 103,093,228</u>	<u>\$ 88,579,099</u>	<u>\$ -</u>	<u>-</u>	<u>(14,514,129)</u>
<b>General revenues:</b>					
Grants and entitlements not restricted					
to specific programs . . . . .				5,942,778	-
Investment earnings . . . . .				274,007	-
Miscellaneous . . . . .				144,723	-
Total general revenues . . . . .				<u>6,361,508</u>	<u>-</u>
Change in net position . . . . .				(2,451,698)	(14,514,129)
<b>Net position (deficit) at beginning of year . . . . .</b>				<u>(9,594,275)</u>	<u>(97,295,920)</u>
<b>Net position (deficit) at end of year . . . . .</b>				<u>\$ (12,045,973)</u>	<u>\$ (111,810,049)</u>

SEE ACCOMPANYING NOTES TO THE BASIC FINANCIAL STATEMENTS

**EDUCATIONAL SERVICE CENTER OF CENTRAL OHIO  
FRANKLIN COUNTY, OHIO**

BALANCE SHEET  
GOVERNMENTAL FUNDS  
JUNE 30, 2020

	<u>General</u>	<u>Other Governmental Funds</u>	<u>Total Governmental Funds</u>
<b>Assets:</b>			
Equity in pooled cash and cash equivalents . . . . .	\$ 32,919,322	\$ 811,154	\$ 33,730,476
Receivables:			
Accounts . . . . .	8,977,772	219,780	9,197,552
Accrued interest . . . . .	16,085	-	16,085
Intergovernmental . . . . .	-	766,761	766,761
Loans . . . . .	21,219	-	21,219
Due from other funds . . . . .	607,355	-	607,355
Total assets . . . . .	<u>\$ 42,541,753</u>	<u>\$ 1,797,695</u>	<u>\$ 44,339,448</u>
<b>Liabilities:</b>			
Accounts payable . . . . .	\$ 464,844	\$ 89,701	\$ 554,545
Accrued wages and benefits payable . . . . .	3,791,572	99,848	3,891,420
Compensated absences payable . . . . .	20,003	-	20,003
Due to other governments . . . . .	4,393,361	333,716	4,727,077
Due to other funds . . . . .	-	607,355	607,355
Unearned revenue . . . . .	1,813,359	-	1,813,359
Total liabilities . . . . .	<u>10,483,139</u>	<u>1,130,620</u>	<u>11,613,759</u>
<b>Deferred inflows of resources:</b>			
Customer services revenue not available . . . . .	2,642,761	10,000	2,652,761
Intergovernmental revenue not available . . . . .	-	104,896	104,896
Accrued interest not available . . . . .	5,107	-	5,107
Other revenue not available . . . . .	40,733	-	40,733
Total deferred inflows of resources . . . . .	<u>2,688,601</u>	<u>114,896</u>	<u>2,803,497</u>
<b>Fund balances:</b>			
Restricted:			
Targeted academic assistance . . . . .	-	44,094	44,094
Student activities . . . . .	-	89	89
Other purposes . . . . .	-	86,735	86,735
Assigned:			
Student instruction . . . . .	88,157	-	88,157
Student and staff support . . . . .	2,038,908	-	2,038,908
Capital improvements . . . . .	-	770,914	770,914
Unassigned (deficit) . . . . .	27,242,948	(349,653)	26,893,295
Total fund balances . . . . .	<u>29,370,013</u>	<u>552,179</u>	<u>29,922,192</u>
Total liabilities, deferred inflows of resources and fund balances . . . . .	<u>\$ 42,541,753</u>	<u>\$ 1,797,695</u>	<u>\$ 44,339,448</u>

SEE ACCOMPANYING NOTES TO THE BASIC FINANCIAL STATEMENTS

**EDUCATIONAL SERVICE CENTER OF CENTRAL OHIO  
FRANKLIN COUNTY, OHIO**

RECONCILIATION OF TOTAL GOVERNMENTAL FUND BALANCES TO  
NET POSITION OF GOVERNMENTAL ACTIVITIES

JUNE 30, 2020

<b>Total governmental fund balances</b>		\$	29,922,192
<i>Amounts reported for governmental activities on the statement of net position are different because:</i>			
Capital assets used in governmental activities are not financial resources and therefore are not reported in the funds.			4,397,956
Other long-term assets are not available to pay for current-period expenditures and therefore are deferred inflows in the funds.			
Customer services receivable	\$	2,652,761	
Accounts receivable		40,733	
Intergovernmental receivable		104,896	
Accrued interest receivable		5,107	
Total		2,803,497	2,803,497
An internal service fund is used by management to charge the costs of workers' compensation to individual funds. The assets and liabilities of the internal service fund are included in governmental activities on the statement of net position.			265,273
Accrued interest payable is not due and payable in the current period and therefore is not reported in the funds.			(2,254)
The net pension liability is not due and payable in the current period, therefore, the liability and related deferred inflows and outflows of resources are not reported in governmental funds.			
Deferred outflows of resources - pension		9,435,415	
Deferred inflows of resources - pension		(3,919,915)	
Net pension liability		(45,944,260)	
Total		(40,428,760)	(40,428,760)
The net OPEB liability/asset is not due and payable in the current period, therefore, the liability/asset and related deferred inflows and outflows of resources are not reported in governmental funds.			
Deferred outflows of resources - OPEB		699,978	
Deferred inflows of resources - OPEB		(5,099,215)	
Net OPEB asset		2,719,989	
Net OPEB liability		(3,798,909)	
Total		(5,478,157)	(5,478,157)
Long-term liabilities are not due and payable in the current period and therefore are not reported in the funds.			
Compensated absences		(1,427,328)	
Intergovernmental payable		(1,334,912)	
Capital lease obligations		(156,480)	
Lease purchase agreement		(607,000)	
Total		(3,525,720)	(3,525,720)
<b>Net position of governmental activities</b>		\$	(12,045,973)

SEE ACCOMPANYING NOTES TO THE BASIC FINANCIAL STATEMENTS



**EDUCATIONAL SERVICE CENTER OF CENTRAL OHIO  
FRANKLIN COUNTY, OHIO**

STATEMENT OF REVENUES, EXPENDITURES AND CHANGES IN FUND BALANCES  
GOVERNMENTAL FUNDS  
FOR THE FISCAL YEAR ENDED JUNE 30, 2020

	<u>General</u>	<u>Other Governmental Funds</u>	<u>Total Governmental Funds</u>
<b>Revenues:</b>			
From local sources:			
Tuition . . . . .	\$ 16,012,560	\$ -	\$ 16,012,560
Customer services . . . . .	93,196,823	1,572,796	94,769,619
Earnings on investments . . . . .	273,829	-	273,829
Rental income . . . . .	110,151	-	110,151
Contributions and donations . . . . .	-	20,000	20,000
Other local revenues . . . . .	13,670	-	13,670
Intergovernmental - state . . . . .	5,942,778	655,407	6,598,185
Intergovernmental - federal . . . . .	-	4,164,488	4,164,488
Total revenues . . . . .	<u>115,549,811</u>	<u>6,412,691</u>	<u>121,962,502</u>
<b>Expenditures:</b>			
Current:			
Instruction:			
Regular . . . . .	1,371,626	9,294	1,380,920
Special . . . . .	10,687,861	138,904	10,826,765
Support services:			
Pupil . . . . .	10,763,958	8,239	10,772,197
Instructional staff . . . . .	12,886,562	2,125,822	15,012,384
Board of education . . . . .	50,163	-	50,163
Administration . . . . .	2,520,018	419,905	2,939,923
Fiscal . . . . .	2,169,918	398,657	2,568,575
Business . . . . .	370,297	-	370,297
Operations and maintenance . . . . .	1,144,104	94,581	1,238,685
Pupil transportation . . . . .	26,170	-	26,170
Central . . . . .	69,801,164	3,424,101	73,225,265
Operation of non-instructional services . . . . .	-	1,000	1,000
Extracurricular activities . . . . .	79,099	-	79,099
Facilities acquisition and construction . . . . .	-	376,195	376,195
Debt service:			
Principal retirement . . . . .	366,329	-	366,329
Interest and fiscal charges . . . . .	42,729	-	42,729
Total expenditures . . . . .	<u>112,279,998</u>	<u>6,996,698</u>	<u>119,276,696</u>
Excess of revenues over expenditures . . . . .	<u>3,269,813</u>	<u>(584,007)</u>	<u>2,685,806</u>
<b>Other financing sources (uses):</b>			
Transfers in . . . . .	-	1,001,039	1,001,039
Transfers (out) . . . . .	(1,001,039)	-	(1,001,039)
Inception of capital lease . . . . .	83,994	-	83,994
Total other financing sources (uses) . . . . .	<u>(917,045)</u>	<u>1,001,039</u>	<u>83,994</u>
Net change in fund balances . . . . .	2,352,768	417,032	2,769,800
<b>Fund balances at beginning of year . . . . .</b>	<u>27,017,245</u>	<u>135,147</u>	<u>27,152,392</u>
<b>Fund balances at end of year . . . . .</b>	<u>\$ 29,370,013</u>	<u>\$ 552,179</u>	<u>\$ 29,922,192</u>

SEE ACCOMPANYING NOTES TO THE BASIC FINANCIAL STATEMENTS

**EDUCATIONAL SERVICE CENTER OF CENTRAL OHIO  
FRANKLIN COUNTY, OHIO**

RECONCILIATION OF THE STATEMENT OF REVENUES, EXPENDITURES  
AND CHANGES IN FUND BALANCES OF GOVERNMENTAL FUNDS  
TO THE STATEMENT OF ACTIVITIES  
FOR THE FISCAL YEAR ENDED JUNE 30, 2020

**Net change in fund balances - total governmental funds** \$ 2,769,800

*Amounts reported for governmental activities in the statement of activities are different because:*

Governmental funds report capital outlays as expenditures. However, in the statement of activities, the cost of those assets is allocated over their estimated useful lives as depreciation expense.

Capital asset additions	\$ 298,580	
Current year depreciation	(414,786)	
Total		(116,206)

The net effect of various miscellaneous transactions involving capital assets (i.e., sales, disposals, trade-ins, and donations) is to decrease net position. (483)

Revenues in the statement of activities that do not provide current financial resources are not reported as revenues in the funds.

Customer services	(3,862,856)	
Earnings on investments	178	
Other revenue	20,902	
Intergovernmental	(203,460)	
Total		(4,045,236)

Repayment of lease principal is an expenditure in the governmental funds, but the repayment reduces long-term liabilities on the statement of net position. 366,329

Capital leases are recorded as other financing sources in the funds upon inception; however, in the statement of activities, they are not reported as financing sources as they increase liabilities on the statement of net position. (83,994)

In the statement of activities, interest is accrued on the lease purchase agreement, whereas in governmental funds, an interest expenditure is reported when due. 1,055

Contractually required pension contributions are reported as expenditures in governmental funds; however, the statement of net position reports these amounts as deferred outflows of resources. 3,881,459

Except for amounts reported as deferred inflows/outflows of resources, changes in the net pension liability are reported as pension expense in the statement of activities. (5,830,985)

Contractually required OPEB contributions are reported as expenditures in governmental funds; however, the statement of net position reports these amounts as deferred outflows of resources. 23,769

Except for amounts reported as deferred inflows/outflows of resources, changes in the net OPEB liability/asset are reported as OPEB expense in the statement of activities. 1,001,165

Some expenses reported in the statement of activities do not require the use of current financial resources and therefore are not reported as expenditures in governmental funds:

Compensated absences	(120,161)	
Intergovernmental payable	(224,897)	
Total		(345,058)

The internal service fund used by management to charge the costs of workers' compensation to individual funds is not reported in the government-wide statement of activities. Governmental fund expenditures and the related internal service fund revenues are eliminated. The net revenue (expense) of the internal service fund is allocated among the governmental activities. (73,313)

**Change in net position of governmental activities** \$ (2,451,698)

SEE ACCOMPANYING NOTES TO THE BASIC FINANCIAL STATEMENTS

**EDUCATIONAL SERVICE CENTER OF CENTRAL OHIO  
FRANKLIN COUNTY, OHIO**

STATEMENT OF NET POSITION  
PROPRIETARY FUND  
JUNE 30, 2020

	<b>Governmental Activities - Internal Service Fund</b>
<b>Assets:</b>	
Equity in pooled cash and cash equivalents . . . . .	\$ 282,290
Total assets. . . . .	<u>282,290</u>
<b>Liabilities:</b>	
Claims payable . . . . .	<u>17,017</u>
Total liabilities . . . . .	<u>17,017</u>
<b>Net position:</b>	
Unrestricted. . . . .	<u>265,273</u>
Total net position . . . . .	<u>\$ 265,273</u>

SEE ACCOMPANYING NOTES TO THE BASIC FINANCIAL STATEMENTS

**EDUCATIONAL SERVICE CENTER OF CENTRAL OHIO  
FRANKLIN COUNTY, OHIO**

STATEMENT OF REVENUES, EXPENSES AND  
CHANGES IN NET POSITION  
PROPRIETARY FUND  
FOR THE FISCAL YEAR ENDED JUNE 30, 2020

	<b>Governmental Activities - Internal Service Fund</b>
<b>Operating revenues:</b>	
Charges for services. . . . .	\$ 27,226
Total operating revenues . . . . .	<u>27,226</u>
 <b>Operating expenses:</b>	
Claims . . . . .	<u>100,539</u>
Total operating expenses. . . . .	<u>100,539</u>
 Operating loss and change in net position . . . . .	 (73,313)
 <b>Net position at beginning of year. . . . .</b>	 <u>338,586</u>
<b>Net position at end of year . . . . .</b>	<u><u>\$ 265,273</u></u>

SEE ACCOMPANYING NOTES TO THE BASIC FINANCIAL STATEMENTS

**EDUCATIONAL SERVICE CENTER OF CENTRAL OHIO  
FRANKLIN COUNTY, OHIO**

STATEMENT OF CASH FLOWS  
PROPRIETARY FUND  
FOR THE FISCAL YEAR ENDED JUNE 30, 2020

	<b>Governmental Activities - Internal Service Fund</b>
<b>Cash flows from operating activities:</b>	
Cash received from charges for services . . . . .	\$ 27,226
Cash payments for claims . . . . .	<u>(92,375)</u>
Net cash used in operating activities . . . . .	(65,149)
<b>Cash and cash equivalents at beginning of year . . . . .</b>	<b>347,439</b>
<b>Cash and cash equivalents at end of year . . . . .</b>	<b><u>\$ 282,290</u></b>
 <b>Reconciliation of operating loss to net cash used in operating activities:</b>	
Operating loss . . . . .	\$ (73,313)
Changes in assets and liabilities: Increase in claims payable. . . . .	<u>8,164</u>
Net cash used in operating activities . . . . .	<b><u>\$ (65,149)</u></b>

SEE ACCOMPANYING NOTES TO THE BASIC FINANCIAL STATEMENTS

**EDUCATIONAL SERVICE CENTER OF CENTRAL OHIO  
FRANKLIN COUNTY, OHIO**

STATEMENT OF FIDUCIARY ASSETS AND LIABILITIES  
FIDUCIARY FUNDS  
JUNE 30, 2020

	<b>Agency</b>
<b>Assets:</b>	
Equity in pooled cash and cash equivalents . . . . .	\$ 2,952,217
Receivables:	
Accounts . . . . .	586
Intergovernmental. . . . .	903,542
Total assets . . . . .	\$ 3,856,345
<b>Liabilities:</b>	
Accounts payable. . . . .	\$ 339,818
Accrued wages and benefits . . . . .	446
Intergovernmental payable . . . . .	2,997,822
Deposits held on behalf of others. . . . .	497,040
Loans payable . . . . .	21,219
Total liabilities . . . . .	\$ 3,856,345

SEE ACCOMPANYING NOTES TO THE BASIC FINANCIAL STATEMENTS

**EDUCATIONAL SERVICE CENTER OF CENTRAL OHIO  
FRANKLIN COUNTY, OHIO**

**NOTES TO THE BASIC FINANCIAL STATEMENTS  
FOR THE FISCAL YEAR ENDED JUNE 30, 2020**

**NOTE 1 - DESCRIPTION OF THE CENTER**

The Educational Service Center of Central Ohio (the “Center”) is a body politic and corporate established for the purpose of exercising the rights and privileges conveyed to it by the Constitution and laws of the State of Ohio.

The Center operates under a locally-elected five member Governing Board form of government and provides educational services as mandated by State or federal agencies. The Governing Board controls the Center’s staff that provides services to students and other community members.

The Center provides services in the area of special education classes, supervision, administration, fiscal and other needed services to 25 school districts in Delaware, Franklin, Licking, Ross and Union Counties. In addition, the Center provides contracted services and fiscal services for non-public schools and various state and local agencies.

The Center is located in Columbus, Ohio and is staffed by 386 certified and 145 non-certified personnel.

**NOTE 2 - SUMMARY OF SIGNIFICANT ACCOUNTING POLICIES**

The basic financial statements of the Center have been prepared in conformity with accounting principles generally accepted in the United States of America (GAAP) as applied to governmental units. The Governmental Accounting Standards Board (GASB) is the accepted standard-setting body for establishing governmental accounting and financial reporting principles. The Center’s significant accounting policies are described below.

**A. Reporting Entity**

The reporting entity has been defined in accordance with GASB Statement No. 14, “The Financial Reporting Entity” as amended by GASB Statement No. 39, “Determining Whether Certain Organizations Are Component Units” and GASB Statement No. 61, “The Financial Reporting Entity: Omnibus an amendment of GASB Statements No. 14 and No. 34”. The reporting entity is composed of the primary government and component units. The primary government consists of all funds, departments, boards and agencies that are not legally separate from the Center. For the Center, this includes general operations, food service, and student related activities of the Center.

Component units are legally separate organizations for which the Center is financially accountable. The Center is financially accountable for an organization if the Center appoints a voting majority of the organization’s Governing Board and (1) the Center is able to significantly influence the programs or services performed or provided by the organization; or (2) the Center is legally entitled to or can otherwise access the organization’s resources; or (3) the Center is legally obligated or has otherwise assumed the responsibility to finance the deficits of, or provide financial support to, the organization; or (4) the Center is obligated for the debt of the organization. Component units may also include organizations that are fiscally dependent on the Center in that the Center approves the budget, the issuance of debt or the levying of taxes. Certain organizations are also included as component units if the nature and significance of the relationship between the primary government and the organization is such that exclusion by the primary government would render the primary government’s financial statements incomplete or misleading. Based upon the application of these criteria, the Center has one component unit, which is discussed on the following page.

**EDUCATIONAL SERVICE CENTER OF CENTRAL OHIO  
FRANKLIN COUNTY, OHIO**

NOTES TO THE BASIC FINANCIAL STATEMENTS  
FOR THE FISCAL YEAR ENDED JUNE 30, 2020

**NOTE 2 - SUMMARY OF SIGNIFICANT ACCOUNTING POLICIES - (Continued)**

The following organizations are described due to their relationship with the Center.

The Center is the fiscal agent for the Franklin County Family and Children First Council (the "Council"). The Center is responsible for receiving and disbursing funds at the direction of the Council. This entity is legally separate from the Center. The Center is the fiscal agent and custodian for the Council, but is not accountable; therefore, the operations of the Council have been included as an agency fund in the Center's basic financial statements. The funds invested on behalf of the Council have been included in the basic financial statements as "equity in pooled cash and cash equivalents".

*COMPONENT UNIT*

Educational Service Center Council of Governments (the "Council") - The Council is a legally separate body politic and corporate that meets the definition of regional council of governments under Chapter 167 of the Ohio Revised Code. The Council is governed by a Governing Board consisting of one member designated by each of the Educational Service Center of Central Ohio (Center), Gahanna-Jefferson Public School District and Delaware City School District. The Council provides employment services primarily to the Center. Other School Districts, community schools and other political subdivisions that have entered into service agreements with the Council shall automatically be members of the Council's Advisory Committee during the terms of such agreements. The Treasurer of the Center is also the Treasurer of the Council.

Due to the nature and significance of the Council's relationship with the Center, the Council has been determined to be a discretely presented component unit and has been included as part of the Center's basic financial statements. The Council issues a publicly available, stand-alone financial report that includes financial statements and supplementary information. The report may be obtained by writing to the Treasurer of the Educational Service Center of Central Ohio, 2080 Citygate Dr., Columbus, Ohio 43219.

*JOINTLY GOVERNED ORGANIZATIONS*

Metropolitan Educational Technology Association (META) Solutions

The Center is a participant in META Solutions which is a computer consortium created as a regional council of governments. META Solutions develops, implements and supports the technology and instructional needs of schools in a cost-effective manner. META Solutions provides instructional, core, technology and purchasing services for its member districts. The Board of Directors consists of the Superintendents from eleven of the member districts. Financial information can be obtained from Ashley Widby, Interim CFO, 100 Executive Drive, Marion, Ohio 43302.

Delaware Area Career Center

The Delaware Area Career Center (the "Career Center") is a distinct political subdivision of the State of Ohio. The Career Center is operated under the direction of a Board consisting of two representatives from each of the participating school districts' elected boards, and one representative from the Center. The Career Center possesses its own budgeting and taxing authority. Financial information is available from Christopher Bell, Treasurer, Delaware Area Career Center, at 4565 Columbus Pike, Delaware, Ohio 43015.



**EDUCATIONAL SERVICE CENTER OF CENTRAL OHIO  
FRANKLIN COUNTY, OHIO**

NOTES TO THE BASIC FINANCIAL STATEMENTS  
FOR THE FISCAL YEAR ENDED JUNE 30, 2020

**NOTE 2 - SUMMARY OF SIGNIFICANT ACCOUNTING POLICIES - (Continued)**

*PUBLIC ENTITY RISK POOL*

Optimal Health Initiatives Consortium

The Center is a member of the Optimal Health Initiatives Consortium (the "Consortium"), a public entity shared risk pool, consisting of school districts and other entities whose self-insurance programs for health care benefits were administered previously under the Scioto County Schools Council of Governments, the Northern Buckeye Education Council, and the Butler Health Plan. The overall objective of the Consortium is to enable its members to purchase employee benefits and related products and services using the Consortium's economies of scale to create cost-savings. The Consortium's business and affairs are managed by an Executive Board of Trustees, consisting of the chairperson of each division's board of trustees and the chairperson of the Butler Health Plan. The participants pay an administrative fee to the fiscal agent to cover the costs of administering the Consortium. To obtain financial information, write to the fiscal agent, Charlie LeBoeuf, Mountjoy Chilton Medley LLP, 201 East 5<sup>th</sup> Street, Suite 2100, Cincinnati, Ohio 45202.

**B. Fund Accounting**

The Center uses funds to maintain its financial records during the year. A fund is defined as a fiscal and accounting entity with a self balancing set of accounts. There are three categories of funds: governmental, proprietary and fiduciary.

*GOVERNMENTAL FUNDS*

Governmental funds are those through which most governmental functions typically are financed. Governmental fund reporting focuses on the sources, uses and balances of current financial resources. Expendable assets are assigned to the various governmental funds according to the purposes for which they may or must be used. Current liabilities are assigned to the fund from which they will be paid. The difference between governmental fund assets plus deferred outflows of resources and liabilities plus deferred inflows of resources is reported as fund balance.

The following is the Center's major governmental fund:

General fund - The general fund is used to account for and report all financial resources not accounted for and reported in another fund. The general fund balance is available for any purpose provided it is expended or transferred according to the general laws of Ohio.

Other governmental funds of the Center are used to account for (a) financial resources that are restricted, committed, or assigned to expenditures for capital outlays including the acquisition of construction of capital facilities and other capital assets and (b) specific revenue sources that are restricted or committed to an expenditure for specified purposes other than debt service or capital projects.

*PROPRIETARY FUNDS*

Proprietary funds are used to account for the Center's ongoing activities which are similar to those often found in the private sector where the determination of net income is necessary or useful to sound financial administration. The following is a description of the Center's proprietary fund:

Internal service fund - The internal service fund is used to account for the financing of goods or services provided by one department or agency to other departments or agencies of the Center, or to other governments, on a cost-reimbursement basis. The Center's internal service fund accounts for a self-insurance program which provides workers' compensation benefits to employees.

**EDUCATIONAL SERVICE CENTER OF CENTRAL OHIO  
FRANKLIN COUNTY, OHIO**

NOTES TO THE BASIC FINANCIAL STATEMENTS  
FOR THE FISCAL YEAR ENDED JUNE 30, 2020

**NOTE 2 - SUMMARY OF SIGNIFICANT ACCOUNTING POLICIES - (Continued)**

*FIDUCIARY FUNDS*

Fiduciary fund reporting focuses on net position and changes in net position. The fiduciary fund category is split into four classifications: pension trust funds, investment trust funds, private-purpose trust funds and agency funds. Trust funds are used to account for assets held by the Center under a trust agreement for individuals, private organizations, or other governments and are therefore not available to support the Center's own programs. The Center has no trust funds. Agency funds are custodial in nature (assets equal liabilities) and do not involve measurement of results of operations. The Center's agency funds account for various resources held for other organizations and individuals.

**C. Basis of Presentation and Measurement Focus**

Government-Wide Financial Statements - The statement of net position and the statement of activities display information about the Center as a whole. These statements include the financial activities of the primary government, except for fiduciary funds. Internal service fund activity is eliminated to avoid "doubling up" revenues and expenses. The statements distinguish between those activities of the Center that are governmental and those that are considered business-type.

The government-wide statements are prepared using the economic resources measurement focus. This is the same approach used in the preparation of the proprietary fund financial statements, but differs from the manner in which governmental fund financial statements are prepared. Governmental fund financial statements therefore include reconciliations with brief explanations to better identify the relationship between the government-wide statements and the statements for governmental funds.

The government-wide statement of activities presents a comparison between direct expenses and program revenues for each segment of the business-type activities of the Center and for each function or program of the Center's governmental activities. Direct expenses are those that are specifically associated with a service, program or department and are therefore clearly identifiable to a particular function. Program revenues include charges paid by the recipient of the goods or services offered by the program and grants and contributions that are restricted to meeting the operational or capital requirements of a particular program. Revenues which are not classified as program revenues are presented as general revenues of the Center. The comparison of direct expenses with program revenues identifies the extent to which each business segment or governmental function is self-financing or draws from the general revenues of the Center.

Fund Financial Statements - Fund financial statements report detailed information about the Center. The focus of governmental fund financial statements is on major funds rather than reporting funds by type. Each major fund is presented in a separate column. Nonmajor funds are aggregated and presented in a single column. Internal service funds are combined and the totals are presented in a single column on the face of the proprietary fund statements. Fiduciary funds are reported by fund type.

The accounting and financial reporting treatment applied to a fund is determined by its measurement focus. All governmental fund types are accounted for using a flow of current financial resources measurement focus. The financial statements for governmental funds are a balance sheet, which generally includes only current assets and deferred outflows and current liabilities and deferred inflows, and a statement of revenues, expenditures and changes in fund balances, which reports on the sources (i.e., revenues and other financing sources) and uses (i.e., expenditures and other financing uses) of current financial resources.

**EDUCATIONAL SERVICE CENTER OF CENTRAL OHIO  
FRANKLIN COUNTY, OHIO**

NOTES TO THE BASIC FINANCIAL STATEMENTS  
FOR THE FISCAL YEAR ENDED JUNE 30, 2020

**NOTE 2 - SUMMARY OF SIGNIFICANT ACCOUNTING POLICIES - (Continued)**

All proprietary fund types are accounted for on a flow of economic resources measurement focus. With this measurement focus, all assets, liabilities and deferred inflows and outflows of resources associated with the operation of these funds are included on the statement of net position. The statement of changes in fund net position presents increases (i.e., revenues) and decreases (i.e., expenses) in net position. The statement of cash flows provides information about how the Center finances and meets the cash flow needs of its proprietary activities.

Proprietary funds distinguish operating revenues and expenses from nonoperating items. Operating revenues and expenses generally result from providing services and producing and delivering goods in connection with a proprietary fund's principal ongoing operation. The principal operating revenue of the Center's internal service fund is charges for services. Operating expenses for the internal service fund include charges for services and claims expenses. All revenues and expenses not meeting this definition are reported as non-operating revenues and expenses.

Agency funds do not report a measurement focus as they do not report operations.

**D. Basis of Accounting**

Basis of accounting determines when transactions are recorded in the financial records and reported on the financial statements. Government-wide financial statements are prepared using the accrual basis of accounting. Governmental funds use the modified accrual basis of accounting. Proprietary and fiduciary funds also use the accrual basis of accounting.

Revenues - Exchange and Nonexchange Transactions - Revenues resulting from exchange transactions, in which each party gives and receives essentially equal value, are recorded on the accrual basis when the exchange takes place. On a modified accrual basis, revenue is recorded in the fiscal year in which the resources are measurable and become available. Available means that the resources will be collected within the current fiscal year or are expected to be collected soon enough thereafter to be used to pay liabilities of the current fiscal year. For the Center, available means expected to be received within sixty days of fiscal year end.

Nonexchange transactions, in which the Center receives value without directly giving equal value in return, include grants, entitlements and donations.

Revenue from grants, entitlements and donations is recognized in the fiscal year in which all eligibility requirements have been satisfied. Eligibility requirements include timing requirements, which specify the year when the resources are required to be used or the fiscal year when use is first permitted, matching requirements, in which the Center must provide local resources to be used for a specified purpose, and expenditure requirements, in which the resources are provided to the Center on a reimbursement basis. On a modified accrual basis, revenue from nonexchange transactions must also be available before it can be recognized.

Under the modified accrual basis, the following revenue sources are considered to be both measurable and available at fiscal year end: tuition, grants, and contract services.

Deferred Outflows of Resources and Deferred Inflows of Resources - In addition to assets, the government-wide statement of net position will report a separate section for deferred outflows of resources. Deferred outflows of resources, represents a consumption of net position that applies to a future period and will not be recognized as an outflow of resources (expense/expenditure) until then. See Note 12 and Note 13 for deferred outflows of resources related the Center's net pension liability and net OPEB liability/asset, respectively.

**EDUCATIONAL SERVICE CENTER OF CENTRAL OHIO  
FRANKLIN COUNTY, OHIO**

NOTES TO THE BASIC FINANCIAL STATEMENTS  
FOR THE FISCAL YEAR ENDED JUNE 30, 2020

**NOTE 2 - SUMMARY OF SIGNIFICANT ACCOUNTING POLICIES - (Continued)**

In addition to liabilities, both the government-wide statement of net position and the governmental fund financial statements report a separate section for deferred inflows of resources. Deferred inflows of resources represent an acquisition of net position that applies to a future period and will not be recognized as an inflow of resources (revenue) until that time. For the Center, deferred inflows of resources include unavailable revenue. Unavailable revenue is reported only on the governmental funds balance sheet, and represents receivables which will not be collected within the available period. For the Center unavailable revenue includes, but is not limited to, customer services revenue and intergovernmental grants. These amounts are deferred and recognized as an inflow of resources in the period the amounts become available.

See Note 12 and Note 13 for deferred inflows of resources related to the Center's net pension liability and net OPEB liability/asset, respectively. This deferred inflow of resources is only reported on the government-wide statement of net position.

Expenses/Expenditures - On the accrual basis of accounting, expenses are recognized at the time they are incurred.

The measurement focus of governmental fund accounting is on decreases in net financial resources (expenditures) rather than expenses. Expenditures are generally recognized in the accounting period in which the related fund liability is incurred, if measurable. Allocations of cost, such as depreciation and amortization are not recognized in governmental funds.

**E. Budgetary Process**

Although not legally required, the Center adopts a budget for all funds, except agency funds. The budget includes the estimated resources and expenditures for each fund and consists of three parts; Part (A) includes entitlement funding from the State, Part (B) includes the cost of all other lawful expenditures of the Center (which are apportioned by the State Department of Education to each local board of education under the supervision of the Center), and Part (C) includes the adopted appropriation resolution.

In fiscal year 2004, the Center requirement to file budgetary information with the Ohio Department of Education was eliminated and the Center has elected to not present budgetary schedules as supplementary information for fiscal year 2020. Even though the budgetary process for the Center was discretionary, the Center continued to have its Board approve appropriations and estimated resources. The Center's Board adopts an annual appropriation resolution, which is the Board's authorization to spend resources and sets annual limits on expenditures at the level of control selected by the Board. The level of control has been established by the Board at the fund level for all funds.

**F. Cash and Cash Equivalents**

To improve cash management, cash received by the Center is pooled. Monies for all funds are maintained in this pool. Individual fund integrity is maintained through the Center's records. Each fund's interest in the pool is presented as "equity in pooled cash and cash equivalents" on the basic financial statements.

During fiscal year 2020, investments were limited to the State Treasury Asset Reserve of Ohio (STAR Ohio), a U.S. Government money market mutual fund, and negotiable certificates of deposit. Except for nonparticipating investment contracts, investments are reported at fair value, which is based on quoted market prices.

**EDUCATIONAL SERVICE CENTER OF CENTRAL OHIO  
FRANKLIN COUNTY, OHIO**

NOTES TO THE BASIC FINANCIAL STATEMENTS  
FOR THE FISCAL YEAR ENDED JUNE 30, 2020

**NOTE 2 - SUMMARY OF SIGNIFICANT ACCOUNTING POLICIES - (Continued)**

STAR Ohio is an investment pool managed by the State Treasurer’s Office, which allows governments within the State to pool their funds for investment purposes. STAR Ohio is not registered with the SEC as an investment company, but has adopted Governmental Accounting Standards Board (GASB), Statement No. 79, “Certain External Investment Pools and Pool Participants.” The District measures its investment in STAR Ohio at the net asset value (NAV) per share provided by STAR Ohio. The NAV per share is calculated on an amortized cost basis that provides an NAV per share that approximates fair value.

For fiscal year 2020, there were no limitations or restrictions on any participant withdrawals due to redemption notice periods, liquidity fees, or redemption gates. However, notice must be given 24 hours in advance of all deposits and withdrawals exceeding \$25 million. STAR Ohio reserves the right to limit the transaction to \$100 million, requiring the excess amount to be transacted the following business day(s), but only to the \$100 million limit. All accounts of the participant will be combined for these purposes.

Under existing Ohio statutes all investment earnings are assigned to the general fund unless statutorily required to be credited to a specific fund or the Governing Board has, by resolution, specified the funds to receive an allocation of interest earnings. Interest revenue credited to the general fund during fiscal year 2020 amounted to \$273,829, which includes \$22,923 assigned from other Center funds.

For presentation on the basic financial statements, investments of the cash management pool and investments with original maturities of three months or less at the time they are purchased by the Center are considered to be cash equivalents. Investments with an initial maturity of more than three months are reported as investments.

An analysis of the Center’s investment account at fiscal year-end is provided in Note 4.

**G. Capital Assets**

General capital assets are those assets specifically related to governmental activities. These assets generally result from expenditures in the governmental funds. These assets are reported in the governmental activities column of the government-wide statement of net position, but are not reported in the fund financial statements.

All capital assets are capitalized at cost (or estimated historical cost) and updated for additions and retirements during the year. Donated capital assets are recorded at their fair values as of the date received. The Center maintains a capitalization threshold of \$1,000. The Center does not possess any infrastructure. Improvements are capitalized; the costs of normal maintenance and repairs that do not add to the value of the asset or materially extend an asset’s life are not.

All reported capital assets except land are depreciated. Improvements are depreciated over the remaining useful lives of the related capital assets. Depreciation is computed using the straight-line method over the following useful lives:

<u>Description</u>	Governmental Activities <u>Estimated Lives</u>
Buildings	10 - 50 years
Furniture and equipment	5 - 20 years
Vehicles	8 years

**EDUCATIONAL SERVICE CENTER OF CENTRAL OHIO  
FRANKLIN COUNTY, OHIO**

NOTES TO THE BASIC FINANCIAL STATEMENTS  
FOR THE FISCAL YEAR ENDED JUNE 30, 2020

**NOTE 2 - SUMMARY OF SIGNIFICANT ACCOUNTING POLICIES - (Continued)**

**H. Compensated Absences**

The Center accounts for compensated absences in accordance with GASB Statement No. 16. Sick leave and other compensated absences with similar characteristics are accrued as a liability based on the sick leave accumulated at the balance sheet date by those employees who currently are eligible to receive termination payments, as well as other employees who are expected to become eligible in the future to receive such payments. To calculate the liability, these accumulations are reduced to the maximum amount allowed as a termination payment. Accruals for those employees who are expected to become eligible in the future are based on assumptions concerning the probability that individual employees or class or group of employees will become eligible to receive termination payments.

All employees with eight or more years of service were included in the calculation of the long-term compensated absences accrual amount. Vacation leave and other compensated absences with similar characteristics are accrued as a liability as the benefits are earned by the employees if both of the following conditions are met: 1) The employees' rights to receive compensation are attributable to services already rendered and that are not contingent on a specific event that is outside the control of the employer and employee; and 2) It is probable that the employer will compensate the employees for the benefits through paid time off or some other means, such as cash payments as termination or retirement.

The total liability for vacation and sick leave payments has been calculated using pay rates in effect at June 30, 2020 and reduced to the maximum payment allowed by labor contract and/or statute, plus any additional salary related payments.

The entire compensated absence liability is reported on the government-wide financial statements.

For governmental fund financial statements, the current portion of unpaid compensated absences is the amount expected to be paid using expendable available resources. These amounts are recorded in the account "compensated absences payable" in the fund from which the employees who have accumulated unpaid leave are paid. The noncurrent portion of the liability is not reported.

**I. Accrued Liabilities and Long-Term Obligations**

All payables, accrued liabilities and long-term obligations are reported in the government-wide financial statements.

In general, governmental fund payables and accrued liabilities that, once incurred, are paid in a timely manner and in full from current financial resources are reported as obligations of the funds. However, compensated absences that will be paid from governmental funds are reported as a liability in the fund financial statements only to the extent that they are due for payment during the current year. Lease purchase agreements and capital leases are recognized as a liability on the fund financial statements when due. Net pension/OPEB liability should be recognized in the governmental funds to the extent that benefit payments are due and payable and the pension/OPEB plan's fiduciary net position is not sufficient for payment of those benefits.

**J. Fund Balance**

Fund balance is divided into five classifications based primarily on the extent to which the Center is bound to observe constraints imposed upon the use of the resources in the governmental funds. The classifications are as follows:

**EDUCATIONAL SERVICE CENTER OF CENTRAL OHIO  
FRANKLIN COUNTY, OHIO**

NOTES TO THE BASIC FINANCIAL STATEMENTS  
FOR THE FISCAL YEAR ENDED JUNE 30, 2020

**NOTE 2 - SUMMARY OF SIGNIFICANT ACCOUNTING POLICIES - (Continued)**

Nonspendable - The nonspendable fund balance classification includes amounts that cannot be spent because they are not in spendable form or legally required to be maintained intact. The “not in spendable form” criterion includes items that are not expected to be converted to cash.

Restricted - Fund balance is reported as restricted when constraints are placed on the use of resources that are either externally imposed by creditors (such as through debt covenants), grantors, contributors, or laws or regulations of other governments, or imposed by law through constitutional provisions or enabling legislation.

Committed - The committed fund balance classification includes amounts that can be used only for the specific purposes imposed by a formal action (resolution) of the Governing Board (the highest level of decision making authority). Those committed amounts cannot be used for any other purpose unless the Governing Board removes or changes the specified use by taking the same type of action (resolution) it employed to previously commit those amounts. Committed fund balance also incorporates contractual obligations to the extent that existing resources in the fund have been specifically committed for use in satisfying those contractual requirements.

Assigned - Amounts in the assigned fund balance classification are intended to be used by the Center for specific purposes, but do not meet the criteria to be classified as restricted nor committed. In governmental funds other than the general fund, assigned fund balance represents the remaining amount that is not restricted or committed. In the general fund, assigned amounts represent intended uses established by policies of the Governing Board, which includes giving the Treasurer the authority to constrain monies for intended purposes.

Unassigned - Unassigned fund balance is the residual classification for the general fund and includes all spendable amounts not contained in the other classifications. In other governmental funds, the unassigned classification is only used to report a deficit fund balance resulting from overspending for specific purposes for which amounts had been restricted, committed, or assigned.

The Center applies restricted resources first when expenditures are incurred for purposes for which restricted and unrestricted (committed, assigned, and unassigned) fund balance is available. Similarly, within unrestricted fund balance, committed amounts are reduced first followed by assigned, and then unassigned amounts when expenditures are incurred for purposes for which amounts in any of the unrestricted fund balance classifications could be used.

**K. Net Position**

Net position represents the difference between assets and deferred outflows and liabilities and deferred inflows. The net position component “net investment in capital assets,” consists of capital assets, net of accumulated depreciation, reduced by the outstanding balances of any borrowing used for the acquisition, construction or improvement of those assets. Deferred outflows of resources and deferred inflows of resources that are attributable to the acquisition, construction or improvement of those assets or related debt also should be included in this component of net position. Net position is reported as restricted when there are limitations imposed on its use either through the enabling legislation adopted by the Center or through external restrictions imposed by creditors, grantors or laws or regulations of other governments.

The Center applies restricted resources first when an expense is incurred for purposes for which both restricted and unrestricted net position is available.

**EDUCATIONAL SERVICE CENTER OF CENTRAL OHIO  
FRANKLIN COUNTY, OHIO**

NOTES TO THE BASIC FINANCIAL STATEMENTS  
FOR THE FISCAL YEAR ENDED JUNE 30, 2020

**NOTE 2 - SUMMARY OF SIGNIFICANT ACCOUNTING POLICIES - (Continued)**

**L. Estimates**

The preparation of the basic financial statements in conformity with GAAP requires management to make estimates and assumptions that affect the amounts reported in the basic financial statements and accompanying notes. Actual results may differ from those estimates.

**M. Operating Revenues and Expenses**

Operating revenues are those revenues that are generated directly from the primary activity of the proprietary funds. Operating expenses are necessary costs incurred to provide the goods or service that is the primary activity of the fund.

**N. Interfund Activity**

Exchange transactions between funds are reported as revenues in the seller funds and as expenditures/expenses in the purchaser funds. Flows of cash or goods from one fund to another without a requirement for repayment are reported as interfund transfers. Repayments from funds responsible for particular expenditures/expenses to the funds that initially paid for them are not presented on the basic financial statements. Interfund activities between governmental funds are eliminated in the statement of activities.

**O. Interfund Balances**

On fund financial statements, receivables and payables to cover deficit cash balances are classified as "due to/from other funds." On fund financial statements, receivables and payables resulting from long-term interfund loans are classified as "loans to/from other funds". These amounts are eliminated in the governmental activities column on the statement of net position.

Loans between governmental funds and agency funds are reported as "loans receivable/payable" on the financial statements.

**P. Pensions/Other Postemployment Benefits (OPEB)**

For purposes of measuring the net pension/OPEB liability, net OPEB asset, deferred outflows of resources and deferred inflows of resources related pensions/OPEB, and pension/OPEB expense, information about the fiduciary net position of the pension/OPEB plans and additions to/deductions from their fiduciary net position have been determined on the same basis as they are reported by the pension/OPEB plan. For this purpose, benefit payments (including refunds of employee contributions) are recognized when due and payable in accordance with the benefit terms. The pension/OPEB plans report investments at fair value.

**Q. Fair Value**

The Center categorizes its fair value measurements within the fair value hierarchy established by generally accepted accounting principles. The hierarchy is based on the valuation inputs used to measure the fair value of the asset. Level 1 inputs are quoted prices in active markets for identical assets; Level 2 inputs are significant other observable inputs; Level 3 inputs are significant unobservable inputs.



**EDUCATIONAL SERVICE CENTER OF CENTRAL OHIO  
FRANKLIN COUNTY, OHIO**

NOTES TO THE BASIC FINANCIAL STATEMENTS  
FOR THE FISCAL YEAR ENDED JUNE 30, 2020

**NOTE 3 - ACCOUNTABILITY AND COMPLIANCE**

**A. Change in Accounting Principles**

For fiscal year 2020, the Center has implemented GASB Statement No. 90 "Majority Equity Interests, an amendment of GASB Statements No. 14 and No. 61" and GASB Statement No. 95, "Postponement of the Effective Dates of Certain Authoritative Guidance".

GASB Statement No. 90 improves the consistency and comparability of reporting a government's majority equity interest in a legally separate organization and improves the relevance of financial statement information for certain component units. It defines a majority equity interest and specifies that a majority equity interest in a legally separate organization should be reported as an investment if a government's holding of the equity interest meets the definition of an investment. The implementation of GASB Statement No. 90 did not have an effect on the financial statements of the Center.

GASB Statement No. 95 provides temporary relief to governments and other stakeholders in light of the COVID-19 pandemic. This objective is accomplished by postponing the effective dates of certain provisions in Statements and Implementation Guides that first became effective or are scheduled to become effective for periods beginning after June 15, 2018, and later.

Certain provisions contained in the following pronouncements were scheduled to be implemented for the fiscal year ended June 30, 2020. Due to the implementation of GASB Statement No. 95, the effective dates of these pronouncements are postponed by one year. The Center has elected to postpone implementing the following pronouncements until the fiscal year ended June 30, 2021:

- Statement No. 84, *Fiduciary Activities*
- Implementation Guide No. 2019-2, *Fiduciary Activities*

**B. Deficit Fund Balances**

Fund balances at June 30, 2020 included the following individual fund deficits:

<u>Nonmajor funds</u>	<u>Deficit</u>
Other grants	\$ 76,886
IDEA, Part B	148,990
Title III	133
Title I	8,621
Preschool grant for the handicapped	3,638
Miscellaneous federal grants	111,385

The general fund is liable for any deficit in these funds and provides transfers when cash is required, not when accruals occur. The deficit fund balances resulted from adjustments for accrued liabilities.

**NOTE 4 - DEPOSITS AND INVESTMENTS**

State statutes classify monies held by the Center into three categories.

Active deposits are public deposits necessary to meet current demands on the treasury. Such monies must be maintained either as cash in the Center treasury, in commercial accounts payable or withdrawable on demand, including negotiable order of withdrawal (NOW) accounts, or in money market deposit accounts.

**EDUCATIONAL SERVICE CENTER OF CENTRAL OHIO  
FRANKLIN COUNTY, OHIO**

NOTES TO THE BASIC FINANCIAL STATEMENTS  
FOR THE FISCAL YEAR ENDED JUNE 30, 2020

**NOTE 4 - DEPOSITS AND INVESTMENTS - (Continued)**

Inactive deposits are public deposits that the Governing Board has identified as not required for use within the current five year period of designation of depositories. Inactive deposits must either be evidenced by certificates of deposit maturing not later than the end of the current period of designation of depositories, or by savings or deposit accounts including, but not limited to, passbook accounts.

Interim deposits are deposits of interim monies. Interim monies are those monies which are not needed for immediate use, but which will be needed before the end of the current period of designation of depositories.

Interim deposits must be evidenced by time certificates of deposit maturing not more than one year from the date of deposit or by savings or deposit accounts including passbook accounts.

Interim monies may be deposited or invested in the following securities:

1. United States Treasury bills, bonds, notes, or any other obligation or security issued by the United States Treasury, or any other obligation guaranteed as to principal and interest by the United States;
2. Bonds, notes, debentures, or any other obligation or security issued by any federal government agency or instrumentality, including, but not limited to, the Federal National Mortgage Association, Federal Home Loan Bank, Federal Farm Credit Bank, Federal Home Loan Mortgage Corporation, and Government National Mortgage Association. All federal agency securities shall be direct issuances of federal government agencies or instrumentalities;
3. Written repurchase agreements in the securities listed above provided that the fair value of the securities subject to the repurchase agreement must exceed the principal value of the agreement by at least two percent and be marked to market daily, and that the term of the agreement must not exceed thirty days;
4. Bonds and other obligations of the State of Ohio, and with certain limitations including a requirement for maturity within ten years from the date of settlement, bonds and other obligations of political subdivisions of the State of Ohio, if training requirements have been met;
5. Time certificates of deposit or savings or deposit accounts including, but not limited to, passbook accounts;
6. No-load money market mutual funds consisting exclusively of obligations described in division (1) or (2) and repurchase agreements secured by such obligations, provided that investments in securities described in this division are made only through eligible institutions;
7. The State Treasurer's investment pool, the State Treasury Asset Reserve of Ohio (STAR Ohio); and,
8. Certain banker's acceptance (for a period not to exceed one hundred eighty days) and commercial paper notes (for a period not to exceed two hundred seventy days) in an amount not to exceed 40 percent of the interim monies available for investment at any one time if training requirements have been met.

Protection of the deposits is provided by the Federal Deposit Insurance Corporation (FDIC), by eligible securities pledged by the financial institution as security for repayment, or by the financial institutions participation in the Ohio Pooled Collateral System (OPCS), a collateral pool of eligible securities deposited with a qualified trustee and pledged to the Treasurer of State to secure the repayment of all public monies deposited in the financial institution.

**EDUCATIONAL SERVICE CENTER OF CENTRAL OHIO  
FRANKLIN COUNTY, OHIO**

NOTES TO THE BASIC FINANCIAL STATEMENTS  
FOR THE FISCAL YEAR ENDED JUNE 30, 2020

**NOTE 4 - DEPOSITS AND INVESTMENTS - (Continued)**

Investments in stripped principal or interest obligations, reverse repurchase agreements and derivatives are prohibited. The issuance of taxable notes for the purpose of arbitrage, the use of leverage and short selling are also prohibited. Except as noted above, an investment must mature within five years from the date of purchase unless matched to a specific obligation or debt of the District, and must be purchased with the expectation that it will be held to maturity. Investments may only be made through specified dealers and institutions. Payment for investments may be made only upon delivery of the securities representing the investments to the Treasurer or, if the securities are not represented by a certificate, upon receipt of confirmation of transfer from the custodian.

**A. Cash on Hand**

At June 30, 2020, the Center had \$750 in undeposited cash on hand. This is included “equity in pooled cash and cash equivalents” on the financial statements.

**B. Deposits with Financial Institutions**

At June 30, 2020, the carrying amount of all Center deposits was \$25,704,435 and the bank balance of all Center deposits was \$25,806,659. Of the bank balance, \$250,000 was covered by the FDIC and \$25,556,659 was potentially exposed to custodial credit risk as discussed below because those deposits were uninsured and could be uncollateralized. Although all statutory requirements for the deposit of money had been followed, noncompliance with Federal requirements could potentially subject the Center to a successful claim by the FDIC.

Custodial credit risk is the risk that, in the event of bank failure, the Center’s deposits may not be returned. The Center has no deposit policy for custodial risk beyond the requirements of State statute. Ohio law requires that deposits either be insured or protected by: (1) eligible securities pledged to the Center and deposited with a qualified trustee by the financial institution as security for repayment whose fair value at all times shall be at least 105 percent of the deposits being secured; or (2) participation in the Ohio Pooled Collateral System (OPCS), a collateral pool of eligible securities deposited with a qualified trustee and pledged to the Treasurer of State to secure the repayment of all public monies deposited in the financial institution. OPCS requires the total fair value of the securities pledged to be 102 percent of the deposits being secured or a rate set by the Treasurer of State.

**C. Investments**

As of June 30, 2020, the Center had the following investments and maturities:

Measurement/ Investment type	Measurement Value	Investment Maturities		
		Less than one year	1 to 2 years	More than 2 years
<i>Fair Value:</i>				
US Government money market	\$ 1,129,602	\$ 1,129,602	\$ -	\$ -
Negotiable CDs	3,717,028	2,204,504	1,003,976	508,548
<i>Amortized Cost:</i>				
STAR Ohio	6,413,168	6,413,168	-	-
Total	\$ 11,259,798	\$ 9,747,274	\$ 1,003,976	\$ 508,548

The weighted average maturity of investments is 0.33 years.

The Center’s investments measured at fair value are valued using quoted market prices in markets that are not considered to be active, dealer quotations or alternative pricing sources for similar assets or liabilities for which all significant inputs are observable, either directly or indirectly (Level 2 inputs).

**EDUCATIONAL SERVICE CENTER OF CENTRAL OHIO  
FRANKLIN COUNTY, OHIO**

NOTES TO THE BASIC FINANCIAL STATEMENTS  
FOR THE FISCAL YEAR ENDED JUNE 30, 2020

**NOTE 4 - DEPOSITS AND INVESTMENTS - (Continued)**

*Interest Rate Risk:* As a means of limiting its exposure to fair value losses arising from rising interest rates and according to State law, the Center's investment policy limits investment portfolio maturities to five years or less.

*Credit Risk:* Standard & Poor's has assigned STAR Ohio an AAAM money market rating. Ohio law requires that STAR Ohio maintain the highest rating provided by at least one nationally recognized standard rating service. The negotiable CDs are fully FDIC insured. The Center's investment policy does not specifically address credit risk beyond requiring the Center to only invest in securities authorized by State statute.

*Concentration of Credit Risk:* The Center places no limit on the amount that may be invested in any one issuer. The following table includes the percentage of each investment type held by the Center at June 30, 2020:

<u>Measurement/ Investment type</u>	<u>Measurement Value</u>	<u>% of Total</u>
<i>Fair Value:</i>		
US Government money market	\$ 1,129,602	10.03
Negotiable CDs	3,717,028	33.01
<i>Amortized Cost:</i>		
STAR Ohio	<u>6,413,168</u>	<u>56.96</u>
Total	<u>\$ 11,259,798</u>	<u>100.00</u>

**D. Reconciliation of Cash and Investments to the Statement of Net Position**

The following is a reconciliation of cash and investments as reported in the note above to cash and cash equivalents as reported on the statement of net position as of June 30, 2020:

<u>Cash and investments per note</u>	
Carrying amount of deposits	\$ 25,704,435
Investments	11,259,798
Cash on hand	<u>750</u>
Total	<u>\$ 36,964,983</u>
<u>Cash and cash equivalents per statement of net position</u>	
Governmental activities	\$ 34,012,766
Agency funds	<u>2,952,217</u>
Total	<u>\$ 36,964,983</u>

**NOTE 5 - INTERFUND TRANSACTIONS**

- A. Interfund balances at June 30, 2020, as reported on the fund statements, consist of the following amounts due to/from other funds:

<u>Receivable fund</u>	<u>Payable fund</u>	<u>Amount</u>
General fund	Nonmajor governmental funds	<u>\$ 607,355</u>

**EDUCATIONAL SERVICE CENTER OF CENTRAL OHIO  
FRANKLIN COUNTY, OHIO**

NOTES TO THE BASIC FINANCIAL STATEMENTS  
FOR THE FISCAL YEAR ENDED JUNE 30, 2020

**NOTE 5 - INTERFUND TRANSACTIONS - (Continued)**

The primary purpose of the due to/from other funds is to cover negative cash at fiscal year end. These interfund balances will be repaid once the anticipated revenues are received. All interfund balances are expected to be repaid within one year.

- B.** Loans between governmental funds and agency funds are reported as “loans receivable/payable” on the financial statements. The Center had the following loans outstanding at fiscal year end:

<u>Loan from</u>	<u>Loan to</u>	<u>Amount</u>
General fund	Agency funds	\$ 21,219

The primary purpose of the loans is to cover costs in specific funds where revenues were not received by June 30. These loans will be repaid once the anticipated revenues are received, which is expected to be within one year.

- C.** Interfund transfers for the fiscal year ended June 30, 2020, as reported on the fund statements, consisted of the following:

<u>Transfers from</u>	<u>Transfers to</u>	<u>Amount</u>
General fund	Nonmajor governmental funds	\$ 1,001,039

Transfers are used to move revenues from the fund that statute or budget required to collect them to the fund that statute or budget requires to expend them and to use unrestricted revenues collected in the general fund to finance various programs accounted for in other funds in accordance with budgetary authorizations.

**NOTE 6 - RECEIVABLES**

Receivables at June 30, 2020 consisted of accounts, which represent billings to school districts and other parties for user charged services, intergovernmental grants and entitlements, accrued interest and loans. All receivables are considered collectible in full. Receivables have been disaggregated on the face of the basic financial statements. Except for accounts receivable of \$1,093,800, all receivables are expected to be collected within the subsequent year.

**EDUCATIONAL SERVICE CENTER OF CENTRAL OHIO  
FRANKLIN COUNTY, OHIO**

NOTES TO THE BASIC FINANCIAL STATEMENTS  
FOR THE FISCAL YEAR ENDED JUNE 30, 2020

**NOTE 7 - CAPITAL ASSETS**

Capital asset activity for the fiscal year ended June 30, 2020, was as follows:

	Balance <u>06/30/19</u>	<u>Additions</u>	<u>Deductions</u>	Balance <u>06/30/20</u>
<b>Governmental activities:</b>				
<i>Capital assets, not being depreciated:</i>				
Land	\$ 575,181	\$ -	\$ -	\$ 575,181
Total capital assets, not being depreciated	<u>575,181</u>	<u>-</u>	<u>-</u>	<u>575,181</u>
<i>Capital assets, being depreciated:</i>				
Buildings	3,977,305	7,615	-	3,984,920
Furniture and equipment	4,137,560	290,965	(31,708)	4,396,817
Vehicles	<u>178,368</u>	<u>-</u>	<u>-</u>	<u>178,368</u>
Total capital assets, being depreciated	<u>8,293,233</u>	<u>298,580</u>	<u>(31,708)</u>	<u>8,560,105</u>
<i>Less: accumulated depreciation:</i>				
Buildings	(1,233,902)	(105,656)	-	(1,339,558)
Furniture and equipment	(2,990,492)	(303,192)	31,225	(3,262,459)
Vehicles	<u>(129,375)</u>	<u>(5,938)</u>	<u>-</u>	<u>(135,313)</u>
Total accumulated depreciation	<u>(4,353,769)</u>	<u>(414,786)</u>	<u>31,225</u>	<u>(4,737,330)</u>
Governmental activities capital assets, net	<u>\$ 4,514,645</u>	<u>\$ (116,206)</u>	<u>\$ (483)</u>	<u>\$ 4,397,956</u>

Depreciation expense was charged to governmental functions as follows:

<u>Instruction:</u>	
Regular	\$ 15,029
Special	2,667
<u>Support services:</u>	
Pupil	6,205
Instructional staff	81,898
Administration	134,029
Fiscal	4,903
Business	56,364
Operations and maintenance	33,095
Central	<u>80,596</u>
Total depreciation expense	<u>\$ 414,786</u>

**EDUCATIONAL SERVICE CENTER OF CENTRAL OHIO  
FRANKLIN COUNTY, OHIO**

NOTES TO THE BASIC FINANCIAL STATEMENTS  
FOR THE FISCAL YEAR ENDED JUNE 30, 2020

**NOTE 8 - LEASE OBLIGATIONS - LESSEE DISCLOSURE**

**A. Lease-Purchase Agreement**

On December 21, 2006, the Center entered into a fifteen year \$3,500,000 lease-purchase agreement to purchase the office building located at 2080 Citygate Drive, Columbus, Ohio. The lease-purchase agreement is with the OASBO Expanded Asset Pool Financing Program with bonds issued through the Columbus Regional Airport Authority. At June 30, 2020, capital assets acquired by lease purchase have been capitalized under land and buildings in the amounts of \$128,300 and \$3,371,700, respectively. Accumulated depreciation on buildings as of June 30, 2020 was \$1,155,857 leaving a current book value of \$2,215,843. Lease-purchase payments have been reflected as debt service expenditures in the general fund. Principal and interest payments in fiscal year 2020 totaled \$284,000 and \$33,375, respectively.

The following is a schedule of the future long-term minimum lease payments required under the lease-purchase agreement and the present value of the minimum lease payments as of June 30, 2020.

<u>Fiscal Year Ending June 30,</u>	<u>Amount</u>
2021	\$ 317,431
2022	<u>316,907</u>
Total Minimum lease payments	634,338
Less: amount representing interest	<u>(27,338)</u>
Total	<u>\$ 607,000</u>

**B. Capital Lease Agreements**

The Center has entered into capitalized leases for copier equipment and a mail machine. Capital lease payments have been reclassified and are reflected as debt service expenditures in the financial statements for the general fund. Principal and interest payments in fiscal year 2020 totaled \$82,329 and \$9,354, respectively.

Capital assets consisting of equipment have been capitalized in the amount of \$347,761. This amount represents the present value of the minimum lease payments at the time of acquisition. A corresponding liability is recorded in the government-wide financial statements. Accumulated depreciation on the equipment as of June 30, 2020 was \$175,354 leaving a current book value of \$172,407.

The following is a schedule of the future long-term minimum lease payments required under the capital lease agreement and the present value of the minimum lease payments as of June 30, 2020.

<u>Fiscal Year Ending June 30,</u>	<u>Amount</u>
2021	\$ 96,124
2022	41,456
2023	23,232
2024	<u>4,441</u>
Total Minimum lease payments	165,253
Less: amount representing interest	<u>(8,773)</u>
Total	<u>\$ 156,480</u>

**EDUCATIONAL SERVICE CENTER OF CENTRAL OHIO  
FRANKLIN COUNTY, OHIO**

NOTES TO THE BASIC FINANCIAL STATEMENTS  
FOR THE FISCAL YEAR ENDED JUNE 30, 2020

**NOTE 9 - LONG-TERM OBLIGATIONS**

The following table summarizes the Center’s long-term obligations activity during fiscal year 2020.

	Balance at <u>06/30/19</u>	<u>Additions</u>	<u>Reductions</u>	Balance at <u>06/30/20</u>	Due Within <u>One Year</u>
Compensated absences	\$ 1,344,309	\$ 552,199	\$ (449,177)	\$ 1,447,331	\$ 437,770
Intergovernmental payable	1,110,015	564,904	(340,007)	1,334,912	417,767
Capital leases	154,815	83,994	(82,329)	156,480	90,332
Lease purchase agreement	891,000	-	(284,000)	607,000	297,000
Net pension liability	44,417,635	1,526,625	-	45,944,260	-
Net OPEB liability	<u>4,367,092</u>	<u>-</u>	<u>(568,183)</u>	<u>3,798,909</u>	<u>-</u>
Total long-term obligations	<u>\$ 52,284,866</u>	<u>\$ 2,727,722</u>	<u>\$ (1,723,696)</u>	<u>\$ 53,288,892</u>	<u>\$ 1,242,869</u>

Certain Center employees are employed by the Educational Service Center Council of Governments (the “Council”). Sick and vacation leave payouts for these employees are paid by the Council and subsequently reimbursed by the Center. The intergovernmental payable reported as a long-term obligation represents the sick and vacation leave balances for the Center’s employees in accordance with GASB Statement No. 16. This liability is paid primarily from the general fund.

Compensated absences, the net pension liability, and the net OPEB liability are paid from the fund from which the employees’ salaries are paid which is primarily the general fund. See Note 8 for details on the lease purchase agreement and capital lease. See Note 12 and Note 13 for detail on the net pension liability and net OPEB liability, respectively.

**NOTE 10 - RISK MANAGEMENT**

**A. General Risk**

The Center is exposed to various risks of loss related to torts, theft of, damage to, and destruction of assets, errors and omissions, injuries to employees and natural disasters. The Center has addressed the various types of risk by purchasing a comprehensive insurance policy through commercial carriers.

General liability insurance is maintained in the amount of \$1,000,000 for each occurrence and \$3,000,000 in the aggregate. Fleet insurance is maintained in the amount of \$1,000,000 for each occurrence. Excess liability insurance is maintained in the amount of \$4,000,000 for each occurrence, offense, accident or wrongful act limit and \$4,000,000 annual aggregate limit. Cyber security claims are insured in the amount of \$1,000,000 per occurrence, up to a maximum aggregate of \$60,000,000.

The Center maintains commercial property insurance on buildings and buildings contents in the amount of \$12,554,587 with supplemental coverage for computers and classroom equipment in the amount of \$500,000.

Other insurance includes hired non-owned auto coverage for employees using their vehicles for Center business.

Settled claims have not exceeded this commercial coverage in any of the past three fiscal years. There has been no significant reduction in coverage from the prior fiscal year.



**EDUCATIONAL SERVICE CENTER OF CENTRAL OHIO  
FRANKLIN COUNTY, OHIO**

NOTES TO THE BASIC FINANCIAL STATEMENTS  
FOR THE FISCAL YEAR ENDED JUNE 30, 2020

**NOTE 10 - RISK MANAGEMENT - (Continued)**

**B. Workers' Compensation**

Effective July 1, 2012, the Center became self-insured in an effort to control claims and costs related to injured workers' compensation. The Center pays into a self-insurance internal service fund a percentage of the covered employees' salaries. The rate is fixed and determined annually based on claims experience. The Center contracts with a third party to manage claims and also purchased stop-loss coverage for claims exceeding \$400,000.

The claims liability of \$17,017 at June 30, 2020, is based on an estimate provided by the third party administrators and the requirements of GASB Statement No. 10, "Accounting and Financial Reporting for Risk Financing and Related Insurance Issues", as amended by GASB Statement No. 30, "Risk Financing Omnibus", which requires that a liability for unpaid claims costs, including estimates of costs relating to incurred but not reported claims, be accrued at the estimated ultimate cost of settling the claims.

The change in claims activity for the past two fiscal years is as follows:

	<u>Balance</u> <u>June 30, 2020</u>	<u>Balance</u> <u>June 30, 2019</u>
Claims liability at beginning of fiscal year	\$ 8,853	\$ 11,594
Incurred claims	100,539	100,054
Claims paid	<u>(92,375)</u>	<u>(102,795)</u>
Claims liability at end of fiscal year	<u>\$ 17,017</u>	<u>\$ 8,853</u>

**C. Health and Dental Insurance**

Effective March 1, 2014, the Center is a member of the Optimal Health Initiatives Consortium to provide employee health and dental insurance. The Center pays 80% of contributions and employees pay 20%. See page 27 for a description of the Optimal Health Initiatives Consortium.

**NOTE 11 - COMPENSATED ABSENCES**

The criteria for determining vested vacation and sick leave components are derived from Center policy and State laws. Only administrative and support personnel who are under a full year contract are eligible for vacation time.

The Superintendent and Treasurer receive thirty days of vacation per year. Certified employees on an eleven month contract receive ten days per year. All other full time employees earn up to twenty days of vacation per year, depending upon length of service. Accumulated, unused vacation time is paid to employees upon termination of employment.

Classified personnel accumulate vacation based on the following schedule:

<u>Years of Service</u>	<u>Vacation Days</u>
1 - 9	12
10 - 19	15
20 - Beyond	20

Each employee earns sick leave at the rate of one and one-quarter days per month. Sick leave shall accumulate during active employment on a continuous year-to-year basis.

**EDUCATIONAL SERVICE CENTER OF CENTRAL OHIO  
FRANKLIN COUNTY, OHIO**

NOTES TO THE BASIC FINANCIAL STATEMENTS  
FOR THE FISCAL YEAR ENDED JUNE 30, 2020

**NOTE 11 - COMPENSATED ABSENCES – (Continued)**

For all employees, retirement severance is paid to each employee retiring from the Center at a per diem rate of the annual salary at the time of retirement. The dollar amount of severance pay is calculated based on twenty-five percent of the employee's accumulated sick leave at the time of his/her retirement up to a maximum of thirty days for employees with less than eight years of service and a maximum of fifty days for employees with eight years or more of service, with the exception of the Superintendent and the Treasurer who have no maximum.

**NOTE 12 - DEFINED BENEFIT PENSION PLANS**

***Net Pension Liability***

The net pension liability reported on the statement of net position represents a liability to employees for pensions. Pensions are a component of exchange transactions—between an employer and its employees—of salaries and benefits for employee services. Pensions are provided to an employee—on a deferred-payment basis—as part of the total compensation package offered by an employer for employee services each financial period. The obligation to sacrifice resources for pensions is a present obligation because it was created as a result of employment exchanges that already have occurred.

The net pension liability represents the Center's proportionate share of each pension plan's collective actuarial present value of projected benefit payments attributable to past periods of service, net of each pension plan's fiduciary net position. The net pension liability calculation is dependent on critical long-term variables, including estimated average life expectancies, earnings on investments, cost of living adjustments and others. While these estimates use the best information available, unknowable future events require adjusting this estimate annually.

The Ohio Revised Code limits the Center's obligation for this liability to annually required payments. The Center cannot control benefit terms or the manner in which pensions are financed; however, the Center does receive the benefit of employees' services in exchange for compensation including pension.

GASB 68 assumes the liability is solely the obligation of the employer, because (1) they benefit from employee services; and (2) State statute requires all funding to come from these employers. All contributions to date have come solely from these employers (which also includes costs paid in the form of withholdings from employees). State statute requires the pension plans to amortize unfunded liabilities within 30 years. If the amortization period exceeds 30 years, each pension plan's board must propose corrective action to the State legislature. Any resulting legislative change to benefits or funding could significantly affect the net pension liability. Resulting adjustments to the net pension liability would be effective when the changes are legally enforceable.

The proportionate share of each plan's unfunded benefits is presented as a long-term *net pension liability* on the accrual basis of accounting. Any liability for the contractually-required pension contribution outstanding at the end of the year is included in due to other governments on both the accrual and modified accrual bases of accounting.

***Plan Description - School Employees Retirement System (SERS)***

Plan Description - The Center non-teaching employees participate in SERS, a cost-sharing multiple-employer defined benefit pension plan administered by SERS. SERS provides retirement, disability and survivor benefits, annual cost-of-living adjustments, and death benefits to plan members and beneficiaries. Authority to establish and amend benefits is provided by Ohio Revised Code Chapter 3309. SERS issues a publicly available, stand-alone financial report that includes financial statements, required supplementary information and detailed information about SERS' fiduciary net position. That report can be obtained by visiting the SERS website at [www.ohsers.org](http://www.ohsers.org) under Employers/Audit Resources.

**EDUCATIONAL SERVICE CENTER OF CENTRAL OHIO  
FRANKLIN COUNTY, OHIO**

NOTES TO THE BASIC FINANCIAL STATEMENTS  
FOR THE FISCAL YEAR ENDED JUNE 30, 2020

**NOTE 12 - DEFINED BENEFIT PENSION PLANS - (Continued)**

Age and service requirements for retirement are as follows:

	Eligible to Retire on or before August 1, 2017 *	Eligible to Retire after August 1, 2017
Full benefits	Any age with 30 years of service credit	Age 67 with 10 years of service credit; or Age 57 with 30 years of service credit
Actuarially reduced benefits	Age 60 with 5 years of service credit; or Age 55 with 25 years of service credit	Age 62 with 10 years of service credit; or Age 60 with 25 years of service credit

\* Members with 25 years of service credit as of August 1, 2017 will be included in this plan.

Annual retirement benefits are calculated based on final average salary multiplied by a percentage that varies based on years of service; 2.2% for the first thirty years of service and 2.5% for years of service credit over 30. Final average salary is the average of the highest three years of salary.

Effective January 1, 2018, SERS cost-of-living adjustment (COLA) changed from a fixed 3% annual increase to one based on the Consumer Price Index (CPI-W) with a cap of 2.5% and a floor of 0%. SERS also has the authority to award or suspend the COLA, or to adjust the COLA above or below CPI-W. SERS suspended the COLA increases for 2018, 2019 and 2020 for current retirees, and confirmed their intent to implement a four-year waiting period for the state of a COLA for future retirees.

Funding Policy - Plan members are required to contribute 10% of their annual covered salary and the Center is required to contribute 14% of annual covered payroll. The contribution requirements of plan members and employers are established and may be amended by the SERS' Retirement Board up to statutory maximum amounts of 10% for plan members and 14% for employers. The Retirement Board, acting with the advice of the actuary, allocates the employer contribution rate among four of the System's funds (Pension Trust Fund, Death Benefit Fund, Medicare B Fund, and Health Care Fund). For the fiscal year ended June 30, 2020, the allocation to pension, death benefits, and Medicare B was 14.0%.

The Center's contractually required contribution to SERS was \$775,472 for fiscal year 2020. Of this amount, \$46,725 is reported as due to other governments.

***Plan Description - State Teachers Retirement System (STRS)***

Plan Description - Licensed teachers participate in STRS Ohio, a cost-sharing multiple-employer public employee retirement system administered by STRS. STRS provides retirement and disability benefits to members and death and survivor benefits to beneficiaries. STRS issues a stand-alone financial report that includes financial statements, required supplementary information and detailed information about STRS' fiduciary net position. That report can be obtained by writing to STRS, 275 E. Broad St., Columbus, OH 43215-3771, by calling (888) 227-7877, or by visiting the STRS website at [www.strsoh.org](http://www.strsoh.org).

New members have a choice of three retirement plans; a Defined Benefit (DB) Plan, a Defined Contribution (DC) Plan and a Combined Plan. Benefits are established by Ohio Revised Code Chapter 3307. The DB Plan offers an annual retirement allowance based on final average salary multiplied by a percentage that varies based on years of service. Effective August 1, 2015, the calculation will be 2.2% of final average salary for the five highest years of earnings multiplied by all years of service. Effective July 1, 2017, the cost-of-living adjustment was reduced to zero. Members are eligible to retire at age 60 with five years of qualifying service credit, or age 55 with 28 years of service, or 33 years of service regardless of age. Eligibility changes will be phased in until August 1, 2026, when retirement eligibility for unreduced benefits will be five years of service credit and age 65, or 35 years of service credit and at least age 60.

**EDUCATIONAL SERVICE CENTER OF CENTRAL OHIO  
FRANKLIN COUNTY, OHIO**

NOTES TO THE BASIC FINANCIAL STATEMENTS  
FOR THE FISCAL YEAR ENDED JUNE 30, 2020

**NOTE 12 - DEFINED BENEFIT PENSION PLANS - (Continued)**

The DC Plan allows members to place all their member contributions and 9.53% of the 14% employer contributions into an investment account. Investment allocation decisions are determined by the member. The remaining 4.47% of the 14% employer rate is allocated to the defined benefit unfunded liability. A member is eligible to receive a retirement benefit at age 50 and termination of employment. The member may elect to receive a lifetime monthly annuity or a lump sum withdrawal.

The Combined Plan offers features of both the DB Plan and the DC Plan. In the Combined Plan, 12% of the 14% member rate goes to the DC Plan and the remaining 2% is applied to the DB Plan. Member contributions to the DC Plan are allocated among investment choices by the member, and contributions to the DB Plan from the employer and the member are used to fund the defined benefit payment at a reduced level from the regular DB Plan. The defined benefit portion of the Combined Plan payment is payable to a member on or after age 60 with five years of service. The defined contribution portion of the account may be taken as a lump sum payment or converted to a lifetime monthly annuity after termination of employment at age 50 or later.

New members who choose the DC Plan or Combined Plan will have another opportunity to reselect a permanent plan during their fifth year of membership. Members may remain in the same plan or transfer to another STRS plan. The optional annuitization of a member's defined contribution account or the defined contribution portion of a member's Combined Plan account to a lifetime benefit results in STRS bearing the risk of investment gain or loss on the account. STRS has therefore included all three plan options as one defined benefit plan for GASB 68 reporting purposes.

A DB or Combined Plan member with five or more years of credited service who is determined to be disabled may qualify for a disability benefit. Eligible survivors of members who die before service retirement may qualify for monthly benefits. New members on or after July 1, 2013, must have at least ten years of qualifying service credit to apply for disability benefits. Members in the DC Plan who become disabled are entitled only to their account balance. If a member of the DC Plan dies before retirement benefits begin, the member's designated beneficiary is entitled to receive the member's account balance.

Funding Policy - Employer and member contribution rates are established by the State Teachers Retirement Board and limited by Chapter 3307 of the Ohio Revised Code. For fiscal year 2019, plan members were required to contribute 14% of their annual covered salary. The Center was required to contribute 14%; the entire 14% was the portion used to fund pension obligations. The fiscal year 2019 contribution rates were equal to the statutory maximum rates.

The Center's contractually required contribution to STRS was \$3,105,987 for fiscal year 2020. Of this amount, \$454,959 is reported as due to other governments.

***Pension Liabilities, Pension Expense, and Deferred Outflows of Resources and Deferred Inflows of Resources Related to Pensions***

The net pension liability was measured as of June 30, 2019, and the total pension liability used to calculate the net pension liability was determined by an actuarial valuation as of that date. The Center's proportion of the net pension liability was based on the Center's share of contributions to the pension plan relative to the projected contributions of all participating entities.

**EDUCATIONAL SERVICE CENTER OF CENTRAL OHIO  
FRANKLIN COUNTY, OHIO**

NOTES TO THE BASIC FINANCIAL STATEMENTS  
FOR THE FISCAL YEAR ENDED JUNE 30, 2020

**NOTE 12 - DEFINED BENEFIT PENSION PLANS - (Continued)**

Following is information related to the proportionate share and pension expense:

	<u>SERS</u>	<u>STRS</u>	<u>Total</u>
Proportion of the net pension liability prior measurement date	0.16511640%	0.15900265%	
Proportion of the net pension liability current measurement date	<u>0.16089270%</u>	<u>0.16422679%</u>	
Change in proportionate share	<u>-0.00422370%</u>	<u>0.00522414%</u>	
Proportionate share of the net pension liability	\$ 9,626,492	\$ 36,317,768	\$ 45,944,260
Pension expense	\$ 727,322	\$ 5,103,663	\$ 5,830,985

At June 30, 2020, the Center reported deferred outflows of resources and deferred inflows of resources related to pensions from the following sources:

	<u>SERS</u>	<u>STRS</u>	<u>Total</u>
<b>Deferred outflows of resources</b>			
Differences between expected and actual experience	\$ 244,106	\$ 295,690	\$ 539,796
Changes of assumptions	-	4,266,222	4,266,222
Difference between employer contributions and proportionate share of contributions/ change in proportionate share	-	747,938	747,938
Contributions subsequent to the measurement date	<u>775,472</u>	<u>3,105,987</u>	<u>3,881,459</u>
Total deferred outflows of resources	<u>\$ 1,019,578</u>	<u>\$ 8,415,837</u>	<u>\$ 9,435,415</u>
<b>Deferred inflows of resources</b>			
Differences between expected and actual experience	\$ -	\$ 157,213	\$ 157,213
Net difference between projected and actual earnings on pension plan investments	123,567	1,775,017	1,898,584
Difference between employer contributions and proportionate share of contributions/ change in proportionate share	<u>475,230</u>	<u>1,388,888</u>	<u>1,864,118</u>
Total deferred inflows of resources	<u>\$ 598,797</u>	<u>\$ 3,321,118</u>	<u>\$ 3,919,915</u>

\$3,881,459 reported as deferred outflows of resources related to pension resulting from Center contributions subsequent to the measurement date will be recognized as a reduction of the net pension liability in the year ending June 30, 2021.

**EDUCATIONAL SERVICE CENTER OF CENTRAL OHIO  
FRANKLIN COUNTY, OHIO**

NOTES TO THE BASIC FINANCIAL STATEMENTS  
FOR THE FISCAL YEAR ENDED JUNE 30, 2020

**NOTE 12 - DEFINED BENEFIT PENSION PLANS - (Continued)**

Other amounts reported as deferred outflows of resources and deferred inflows of resources related to pension will be recognized in pension expense as follows:

Fiscal Year Ending June 30:	SERS	STRS	Total
2021	\$ (157,152)	\$ 1,585,657	\$ 1,428,505
2022	(259,396)	260,649	1,253
2023	(8,221)	(259,821)	(268,042)
2024	70,078	402,247	472,325
Total	<u>\$ (354,691)</u>	<u>\$ 1,988,732</u>	<u>\$ 1,634,041</u>

***Actuarial Assumptions - SERS***

SERS' total pension liability was determined by their actuaries in accordance with GASB Statement No. 67, as part of their annual actuarial valuation for each defined benefit retirement plan. Actuarial valuations of an ongoing plan involve estimates of the value of reported amounts (e.g., salaries, credited service) and assumptions about the probability of occurrence of events far into the future (e.g., mortality, disabilities, retirements, employment termination). Actuarially determined amounts are subject to continual review and potential modifications, as actual results are compared with past expectations and new estimates are made about the future.

Projections of benefits for financial reporting purposes are based on the substantive plan (the plan as understood by the employers and plan members) and include the types of benefits provided at the time of each valuation and the historical pattern of sharing benefit costs between the employers and plan members to that point. The projection of benefits for financial reporting purposes does not explicitly incorporate the potential effects of legal or contractual funding limitations.

Actuarial calculations reflect a long-term perspective. For a newly hired employee, actuarial calculations will take into account the employee's entire career with the employer and also take into consideration the benefits, if any, paid to the employee after termination of employment until the death of the employee and any applicable contingent annuitant. In many cases actuarial calculations reflect several decades of service with the employer and the payment of benefits after termination.

Key methods and assumptions used in calculating the total pension liability in the latest actuarial valuation, prepared as of June 30, 2019, are presented below:

Wage inflation	3.00%
Future salary increases, including inflation	3.50% to 18.20%
COLA or ad hoc COLA	2.50%
Investment rate of return	7.50% net of investments expense, including inflation
Actuarial cost method	Entry age normal (level percent of payroll)

For 2019, the mortality rates were based on the RP-2014 Blue Collar Mortality Table with fully generational projection and a five-year age set-back for both males and females. Mortality among service retired members, and beneficiaries were based upon the RP-2014 Blue Collar Mortality Table with fully generational projection with Scale BB, 120% of male rates, and 110% of female rates. Mortality among disabled members was based upon the RP-2000 Disabled Mortality Table, 90% for male rates and 100% for female rates, set back five years is used for the period after disability retirement.

The most recent experience study was completed for the five year period ended June 30, 2015.

**EDUCATIONAL SERVICE CENTER OF CENTRAL OHIO  
FRANKLIN COUNTY, OHIO**

NOTES TO THE BASIC FINANCIAL STATEMENTS  
FOR THE FISCAL YEAR ENDED JUNE 30, 2020

**NOTE 12 - DEFINED BENEFIT PENSION PLANS - (Continued)**

The long-term return expectation for the Pension Plan Investments has been determined using a building-block approach and assumes a time horizon, as defined in SERS' *Statement of Investment Policy*. A forecasted rate of inflation serves as the baseline for the return expectation. Various real return premiums over the baseline inflation rate have been established for each asset class. The long-term expected nominal rate of return has been determined by calculating a weighted average of the expected real return premiums for each asset class, adding the projected inflation rate, and adding the expected return from rebalancing uncorrelated asset classes.

The target allocation and best estimates of arithmetic real rates of return for each major assets class are summarized in the following table:

<u>Asset Class</u>	<u>Target Allocation</u>	<u>Long-Term Expected Real Rate of Return</u>
Cash	1.00 %	0.50 %
US Equity	22.50	4.75
International Equity	22.50	7.00
Fixed Income	19.00	1.50
Private Equity	10.00	8.00
Real Assets	15.00	5.00
Multi-Asset Strategies	10.00	3.00
Total	<u>100.00 %</u>	

**Discount Rate** - The total pension liability was calculated using the discount rate of 7.50%. The projection of cash flows used to determine the discount rate assumed the contributions from employers and from the members would be computed based on contribution requirements as stipulated by State statute. Projected inflows from investment earning were calculated using the long-term assumed investment rate of return (7.50%). Based on those assumptions, the plan's fiduciary net position was projected to be available to make all future benefit payments of current plan members. Therefore, the long-term expected rate of return on pension plan investments was applied to all periods of projected benefits to determine the total pension liability.

**Sensitivity of the Center's Proportionate Share of the Net Pension Liability to Changes in the Discount Rate** - Net pension liability is sensitive to changes in the discount rate, and to illustrate the potential impact the following table presents the net pension liability calculated using the discount rate of 7.50%, as well as what each plan's net pension liability would be if it were calculated using a discount rate that is one percentage point lower (6.50%), or one percentage point higher (8.50%) than the current rate.

	<u>1% Decrease</u>	<u>Current Discount Rate</u>	<u>1% Increase</u>
Center's proportionate share of the net pension liability	\$ 13,490,157	\$ 9,626,492	\$ 6,386,326

**EDUCATIONAL SERVICE CENTER OF CENTRAL OHIO  
FRANKLIN COUNTY, OHIO**

NOTES TO THE BASIC FINANCIAL STATEMENTS  
FOR THE FISCAL YEAR ENDED JUNE 30, 2020

**NOTE 12 - DEFINED BENEFIT PENSION PLANS - (Continued)**

***Actuarial Assumptions - STRS***

Key methods and assumptions used in the latest actuarial valuation, reflecting experience study results used in the July 1, 2019, actuarial valuation are presented below:

	July 1, 2019
Inflation	2.50%
Projected salary increases	12.50% at age 20 to 2.50% at age 65
Investment rate of return	7.45%, net of investment expenses, including inflation
Payroll increases	3.00%
Cost-of-living adjustments (COLA)	0.00%

For the July 1, 2019, actuarial valuation, post-retirement mortality rates for healthy retirees are based on the RP-2014 Annuitant Mortality Table with 50% of rates through age 69, 70% of rates between ages 70 and 79, 90% of rates between ages 80 and 84, and 100% of rates thereafter, projected forward generationally using mortality improvement scale MP-2016. Post-retirement disabled mortality rates are based on the RP-2014 Disabled Mortality Table with 90% of rates for males and 100% of rates for females, projected forward generationally using mortality improvement scale MP-2016. Pre-retirement mortality rates are based on RP-2014 Employee Mortality Table, projected forward generationally using mortality improvement scale MP-2016.

Actuarial assumptions used in the July 1, 2019 valuation are based on the results of an actuarial experience study for the period July 1, 2011 through June 30, 2016.

STRS Ohio's investment consultant develops an estimate range for the investment return assumption based on the target allocation adopted by the Retirement Board. The target allocation and long-term expected rate of return for each major asset class are summarized as follows:

Asset Class	Target Allocation*	Long-Term Expected Real Rate of Return **
Domestic Equity	28.00 %	7.35 %
International Equity	23.00	7.55
Alternatives	17.00	7.09
Fixed Income	21.00	3.00
Real Estate	10.00	6.00
Liquidity Reserves	1.00	2.25
Total	100.00 %	

\*Target weights will be phased in over a 24-month period concluding on July 1, 2019.

\*\*10-Year geometric nominal returns, which include the real rate of return and inflation of 2.25% and does not include investment expenses. Over a 30-year period, STRS' investment consultant indicates that the above target allocations should generate a return above the actuarial rate of return, without net value added by management.



**EDUCATIONAL SERVICE CENTER OF CENTRAL OHIO  
FRANKLIN COUNTY, OHIO**

NOTES TO THE BASIC FINANCIAL STATEMENTS  
FOR THE FISCAL YEAR ENDED JUNE 30, 2020

**NOTE 12 - DEFINED BENEFIT PENSION PLANS - (Continued)**

**Discount Rate** - The discount rate used to measure the total pension liability was 7.45% as of June 30, 2019. The projection of cash flows used to determine the discount rate assumes member and employer contributions will be made at the statutory contribution rates in accordance with rate increases described above. For this purpose, only employer contributions that are intended to fund benefits of current plan members and their beneficiaries are included. Projected employer contributions that are intended to fund the service costs of future plan members and their beneficiaries, as well as projected contributions from future plan members, are not included. Based on those assumptions, STRS' fiduciary net position was projected to be available to make all projected future benefit payments to current plan members as of June 30, 2019. Therefore, the long-term expected rate of return on pension plan investments of 7.45% was applied to all periods of projected benefit payment to determine the total pension liability as of June 30, 2019.

**Sensitivity of the Center's Proportionate Share of the Net Pension Liability to Changes in the Discount Rate** - The following table presents the Center's proportionate share of the net pension liability calculated using the current period discount rate assumption of 7.45%, as well as what the Center's proportionate share of the net pension liability would be if it were calculated using a discount rate that is one-percentage-point lower (6.45%) or one-percentage-point higher (8.45%) than the current rate:

	1% Decrease	Current Discount Rate	1% Increase
Center's proportionate share of the net pension liability	\$ 53,074,371	\$ 36,317,768	\$ 22,132,444

**NOTE 13 - DEFINED BENEFIT OPEB PLANS**

***Net OPEB Liability/Asset***

The net OPEB liability/asset reported on the statement of net position represents a liability/asset to employees for OPEB. OPEB is a component of exchange transactions—between an employer and its employees—of salaries and benefits for employee services. OPEB are provided to an employee—on a deferred-payment basis—as part of the total compensation package offered by an employer for employee services each financial period. The obligation to sacrifice resources for OPEB is a present obligation because it was created as a result of employment exchanges that already have occurred.

The net OPEB liability/asset represents the Center's proportionate share of each OPEB plan's collective actuarial present value of projected benefit payments attributable to past periods of service, net of each OPEB plan's fiduciary net position. The net OPEB liability/asset calculation is dependent on critical long-term variables, including estimated average life expectancies, earnings on investments, cost of living adjustments and others. While these estimates use the best information available, unknowable future events require adjusting these estimates annually.

The Ohio Revised Code limits the Center's obligation for this liability to annually required payments. The Center cannot control benefit terms or the manner in which OPEB are financed; however, the Center does receive the benefit of employees' services in exchange for compensation including OPEB.

GASB 75 assumes the liability is solely the obligation of the employer, because they benefit from employee services. OPEB contributions come from these employers and health care plan enrollees which pay a portion of the health care costs in the form of a monthly premium. The Ohio Revised Code permits, but does not require, the retirement systems to provide healthcare to eligible benefit recipients. Any change to benefits or funding could significantly affect the net OPEB liability/asset. Resulting adjustments to the net OPEB liability/asset would be effective when the changes are legally enforceable. The retirement systems may allocate a portion of the employer contributions to provide for these OPEB benefits.

**EDUCATIONAL SERVICE CENTER OF CENTRAL OHIO  
FRANKLIN COUNTY, OHIO**

NOTES TO THE BASIC FINANCIAL STATEMENTS  
FOR THE FISCAL YEAR ENDED JUNE 30, 2020

**NOTE 13 - DEFINED BENEFIT OPEB PLANS - (Continued)**

The proportionate share of each plan's unfunded/funded benefits is presented as a long-term *net OPEB liability* or *net OPEB asset* on the accrual basis of accounting. Any liability for the contractually-required OPEB contribution outstanding at the end of the year is included in due to other governments on both the accrual and modified accrual bases of accounting.

***Plan Description - School Employees Retirement System (SERS)***

Health Care Plan Description - The Center contributes to the SERS Health Care Fund, administered by SERS for non-certificated retirees and their beneficiaries. For GASB 75 purposes, this plan is considered a cost-sharing other postemployment benefit (OPEB) plan. SERS' Health Care Plan provides healthcare benefits to eligible individuals receiving retirement, disability, and survivor benefits, and to their eligible dependents. Members who retire after June 1, 1986, need 10 years of service credit, exclusive of most types of purchased credit, to qualify to participate in SERS' health care coverage. In addition to age and service retirees, disability benefit recipients and beneficiaries who are receiving monthly benefits due to the death of a member or retiree, are eligible for SERS' health care coverage. Most retirees and dependents choosing SERS' health care coverage are over the age of 65 and therefore enrolled in a fully insured Medicare Advantage plan; however, SERS maintains a traditional, self-insured preferred provider organization for its non-Medicare retiree population. For both groups, SERS offers a self-insured prescription drug program. Health care is a benefit that is permitted, not mandated, by statute. The financial report of the Plan is included in the SERS Comprehensive Annual Financial Report which can be obtained on SERS' website at [www.ohsers.org](http://www.ohsers.org) under Employers/Audit Resources.

Access to health care for retirees and beneficiaries is permitted in accordance with Section 3309 of the Ohio Revised Code. The Health Care Fund was established and is administered in accordance with Internal Revenue Code Section 105(e). SERS' Retirement Board reserves the right to change or discontinue any health plan or program. Active employee members do not contribute to the Health Care Plan. The SERS Retirement Board established the rules for the premiums paid by the retirees for health care coverage for themselves and their dependents or for their surviving beneficiaries. Premiums vary depending on the plan selected, qualified years of service, Medicare eligibility, and retirement status.

Funding Policy - State statute permits SERS to fund the health care benefits through employer contributions. Each year, after the allocation for statutorily required pensions and benefits, the Retirement Board may allocate the remainder of the employer contribution of 14% of covered payroll to the Health Care Fund in accordance with the funding policy. For the fiscal year ended June 30, 2020, SERS did not allocate any employer contributions to post-employment health care. An additional health care surcharge on employers is collected for employees earning less than an actuarially determined minimum compensation amount, prorated if less than a full year of service credit was earned. For fiscal year 2020, this amount was \$19,600. Statutes provide that no employer shall pay a health care surcharge greater than 2% of that employer's SERS-covered payroll; nor may SERS collect in aggregate more than 1.5% of the total statewide SERS-covered payroll for the health care surcharge. For fiscal year 2020, the Center's surcharge obligation was \$23,769.

The surcharge added to the allocated portion of the 14% employer contribution rate is the total amount assigned to the Health Care Fund. The Center's contractually required contribution to SERS was \$23,769 for fiscal year 2020. This entire amount is reported as due to other governments.

**EDUCATIONAL SERVICE CENTER OF CENTRAL OHIO  
FRANKLIN COUNTY, OHIO**

NOTES TO THE BASIC FINANCIAL STATEMENTS  
FOR THE FISCAL YEAR ENDED JUNE 30, 2020

**NOTE 13 - DEFINED BENEFIT OPEB PLANS - (Continued)**

***Plan Description - State Teachers Retirement System (STRS)***

Plan Description – The State Teachers Retirement System of Ohio (STRS) administers a cost-sharing Health Plan administered for eligible retirees who participated in the defined benefit or combined pension plans offered by STRS. Ohio law authorizes STRS to offer this plan. Benefits include hospitalization, physicians’ fees, prescription drugs and partial reimbursement of monthly Medicare Part B premiums. Medicare Part B premium reimbursements will be discontinued effective January 1, 2021. The Plan is included in the report of STRS which can be obtained by visiting [www.strsoh.org](http://www.strsoh.org) or by calling (888) 227-7877.

Funding Policy – Ohio Revised Code Chapter 3307 authorizes STRS to offer the Plan and gives the Retirement Board discretionary authority over how much, if any, of the health care costs will be absorbed by STRS. Active employee members do not contribute to the Health Care Plan. Nearly all health care plan enrollees, for the most recent year, pay a portion of the health care costs in the form of a monthly premium. Under Ohio law, funding for post-employment health care may be deducted from employer contributions, currently 14% of covered payroll. For the fiscal year ended June 30, 2020, STRS did not allocate any employer contributions to post-employment health care.

***OPEB Liabilities/Assets, OPEB Expense, and Deferred Outflows of Resources and Deferred Inflows of Resources Related to OPEB***

The net OPEB liability/asset was measured as of June 30, 2019, and the total OPEB liability/asset used to calculate the net OPEB liability/asset was determined by an actuarial valuation as of that date. The Center's proportion of the net OPEB liability/asset was based on the Center's share of contributions to the respective retirement systems relative to the contributions of all participating entities.

Following is information related to the proportionate share and OPEB expense:

	<u>SERS</u>	<u>STRS</u>	<u>Total</u>
Proportion of the net OPEB liability/asset prior measurement date	0.15741410%	0.15900265%	
Proportion of the net OPEB liability/asset current measurement date	<u>0.15106270%</u>	<u>0.16422679%</u>	
Change in proportionate share	<u>-0.00635140%</u>	<u>0.00522414%</u>	
Proportionate share of the net OPEB liability	\$ 3,798,909	\$ -	\$ 3,798,909
Proportionate share of the net OPEB asset	\$ -	\$ 2,719,989	\$ 2,719,989
OPEB expense	\$ (118,814)	\$ (882,351)	\$ (1,001,165)

**EDUCATIONAL SERVICE CENTER OF CENTRAL OHIO  
FRANKLIN COUNTY, OHIO**

NOTES TO THE BASIC FINANCIAL STATEMENTS  
FOR THE FISCAL YEAR ENDED JUNE 30, 2020

**NOTE 13 - DEFINED BENEFIT OPEB PLANS - (Continued)**

At June 30, 2020, the Center reported deferred outflows of resources and deferred inflows of resources related to OPEB from the following sources:

	<u>SERS</u>	<u>STRS</u>	<u>Total</u>
<b>Deferred outflows of resources</b>			
Differences between expected and actual experience	\$ 55,765	\$ 246,588	\$ 302,353
Net difference between projected and actual earnings on OPEB plan investments	9,119	-	9,119
Changes of assumptions	277,467	57,173	334,640
Difference between employer contributions and proportionate share of contributions/change in proportionate share	-	30,097	30,097
Contributions subsequent to the measurement date	<u>23,769</u>	<u>-</u>	<u>23,769</u>
Total deferred outflows of resources	<u>\$ 366,120</u>	<u>\$ 333,858</u>	<u>\$ 699,978</u>
<b>Deferred inflows of resources</b>			
Differences between expected and actual experience	\$ 834,595	\$ 138,383	\$ 972,978
Net difference between projected and actual earnings on pension plan investments	-	170,835	170,835
Changes of assumptions	212,879	2,982,152	3,195,031
Difference between employer contributions and proportionate share of contributions/change in proportionate share	<u>524,927</u>	<u>235,444</u>	<u>760,371</u>
Total deferred inflows of resources	<u>\$ 1,572,401</u>	<u>\$ 3,526,814</u>	<u>\$ 5,099,215</u>

\$23,769 reported as deferred outflows of resources related to OPEB resulting from Center contributions subsequent to the measurement date will be recognized as a reduction of the net OPEB liability/asset in the year ending June 30, 2021. Other amounts reported as deferred outflows of resources and deferred inflows of resources related to OPEB will be recognized in OPEB expense as follows:

Fiscal Year Ending June 30:	<u>SERS</u>	<u>STRS</u>	<u>Total</u>
2021	\$ (421,232)	\$ (698,880)	\$ (1,120,112)
2022	(194,098)	(698,880)	(892,978)
2023	(191,424)	(630,413)	(821,837)
2024	(191,855)	(606,395)	(798,250)
2025	(163,509)	(571,224)	(734,733)
Thereafter	<u>(67,932)</u>	<u>12,836</u>	<u>(55,096)</u>
Total	<u>\$ (1,230,050)</u>	<u>\$ (3,192,956)</u>	<u>\$ (4,423,006)</u>

**EDUCATIONAL SERVICE CENTER OF CENTRAL OHIO  
FRANKLIN COUNTY, OHIO**

NOTES TO THE BASIC FINANCIAL STATEMENTS  
FOR THE FISCAL YEAR ENDED JUNE 30, 2020

**NOTE 13 - DEFINED BENEFIT OPEB PLANS - (Continued)**

*Actuarial Assumptions - SERS*

The total OPEB liability is determined by SERS' actuaries in accordance with GASB Statement No. 74, as part of their annual actuarial valuation for each retirement plan. Actuarial valuations of an ongoing plan involve estimates of the value of reported amounts (e.g., salaries, credited service) and assumptions about the probability of occurrence of events far into the future (e.g., mortality, disabilities, retirements, employment terminations). Actuarially determined amounts are subject to continual review and potential modifications, as actual results are compared with past expectations and new estimates are made about the future.

Projections of benefits for financial reporting purposes are based on the substantive plan (the plan as understood by the employers and plan members) and include the types of benefits provided at the time of each valuation and the historical pattern of sharing benefit costs between the employers and plan members to that point. The projection of benefits for financial reporting purposes does not explicitly incorporate the potential effects of legal or contractual funding limitations.

Actuarial calculations reflect a long-term perspective. For a newly hired employee, actuarial calculations will take into account the employee's entire career with the employer and also take into consideration the benefits, if any, paid to the employee after termination of employment until the death of the employee and any applicable contingent annuitant. In many cases, actuarial calculations reflect several decades of service with the employer and the payment of benefits after termination.

Key methods and assumptions used in calculating the total OPEB liability in the latest actuarial valuation date of June 30, 2019 are presented below:

Wage inflation	3.00%
Future salary increases, including inflation	3.50% to 18.20%
Investment rate of return	7.50% net of investments expense, including inflation
Municipal bond index rate:	
Measurement date	3.13%
Prior measurement date	3.62%
Single equivalent interest rate, net of plan investment expense, including price inflation:	
Measurement date	3.22%
Prior measurement date	3.70%
Medical trend assumption:	
Measurement date	
Medicare	5.25 to 4.75%
Pre-Medicare	7.00 to 4.75%
Prior measurement date	
Medicare	5.375 to 4.75%
Pre-Medicare	7.25 to 4.75%

Mortality rates were based on the RP-2014 Blue Collar Mortality Table with fully generational projection and Scale BB, 120% of male rates and 110% of female rates. RP-2000 Disabled Mortality Table with 90% for male rates and 100% for female rates set back five years.

The most recent experience study was completed for the five year period ended June 30, 2015.

**EDUCATIONAL SERVICE CENTER OF CENTRAL OHIO  
FRANKLIN COUNTY, OHIO**

NOTES TO THE BASIC FINANCIAL STATEMENTS  
FOR THE FISCAL YEAR ENDED JUNE 30, 2020

**NOTE 13 - DEFINED BENEFIT OPEB PLANS - (Continued)**

The long-term expected rate of return on plan assets is reviewed as part of the actuarial five-year experience study. The most recent study covers fiscal years 2010 through 2015, and was adopted by the Board on April 21, 2016. Several factors are considered in evaluating the long-term rate of return assumption including long-term historical data, estimates inherent in current market data, and a log-normal distribution analysis in which best-estimate ranges of expected future real rates of return were developed by the investment consultant for each major asset class. These ranges were combined to produce the long-term expected rate of return, 7.50%, by weighting the expected future real rates of return by the target asset allocation percentage and then adding expected inflation. The capital market assumptions developed by the investment consultant are intended for use over a 10-year horizon and may not be useful in setting the long-term rate of return for funding pension plans which covers a longer timeframe. The assumption is intended to be a long-term assumption and is not expected to change absent a significant change in the asset allocation, a change in the inflation assumption, or a fundamental change in the market that alters expected returns in future years.

The target asset allocation and best estimates of arithmetic real rates of return for each major asset class, as used in the June 30, 2015 five-year experience study, are summarized as follows:

Asset Class	Target Allocation	Long-Term Expected Real Rate of Return
Cash	1.00 %	0.50 %
US Equity	22.50	4.75
International Equity	22.50	7.00
Fixed Income	19.00	1.50
Private Equity	10.00	8.00
Real Assets	15.00	5.00
Multi-Asset Strategies	10.00	3.00
Total	<u>100.00 %</u>	

**Discount Rate** - The discount rate used to measure the total OPEB liability at June 30, 2019 was 3.22%. The discount rate used to measure total OPEB liability prior to June 30, 2019 was 3.70%. The projection of cash flows used to determine the discount rate assumed that contributions will be made from members and the System at the state statute contribution rate of 2.00% of projected covered employee payroll each year, which includes a 1.50% payroll surcharge and 0.50% of contributions from the basic benefits plan. Based on these assumptions, the OPEB plan's fiduciary net position was projected to become insufficient to make future benefit payments during the fiscal year ending June 30, 2025. Therefore, the long-term expected rate of return on OPEB plan assets was used to present value the projected benefit payments through the fiscal year ending June 30, 2024 and the Fidelity General Obligation 20-year Municipal Bond Index rate of 3.13%, as of June 30, 2019 (i.e. municipal bond rate), was used to present value the projected benefit payments for the remaining years in the projection. A municipal bond rate of 3.62% was used as of June 30, 2018. The total present value of projected benefit payments from all years was then used to determine the single rate of return that was used as the discount rate. The projection of future benefit payments for all current plan members was until the benefit payments ran out.

**Sensitivity of the Center's Proportionate Share of the Net OPEB Liability to Changes in the Discount Rate and Changes in the Health Care Cost Trend Rates** - The net OPEB liability is sensitive to changes in the discount rate and the health care cost trend rate. The following table presents the net OPEB liability of SERS, what SERS' net OPEB liability would be if it were calculated using a discount rate that is 1 percentage point lower (2.22%) and higher (4.22%) than the current discount rate (3.22%). Also shown is what SERS' net OPEB liability would be based on health care cost trend rates that are 1 percentage point lower (6.00% decreasing to 3.75%) and higher (8.00% decreasing to 5.75%) than the current rate.

**EDUCATIONAL SERVICE CENTER OF CENTRAL OHIO  
FRANKLIN COUNTY, OHIO**

NOTES TO THE BASIC FINANCIAL STATEMENTS  
FOR THE FISCAL YEAR ENDED JUNE 30, 2020

**NOTE 13 - DEFINED BENEFIT OPEB PLANS - (Continued)**

	1% Decrease	Current Discount Rate	1% Increase
Center's proportionate share of the net OPEB liability	\$ 4,611,155	\$ 3,798,909	\$ 3,153,078

	1% Decrease	Current Trend Rate	1% Increase
Center's proportionate share of the net OPEB liability	\$ 3,043,696	\$ 3,798,909	\$ 4,800,894

***Actuarial Assumptions - STRS***

Key methods and assumptions used in the latest actuarial valuation, reflecting experience study results used in the July 1, 2019, actuarial valuation, compared with July 1, 2018, are presented below:

	July 1, 2019		July 1, 2018	
Inflation	2.50%		2.50%	
Projected salary increases	12.50% at age 20 to 2.50% at age 65		12.50% at age 20 to 2.50% at age 65	
Investment rate of return	7.45%, net of investment expenses, including inflation		7.45%, net of investment expenses, including inflation	
Payroll increases	3.00%		3.00%	
Cost-of-living adjustments (COLA)	0.00%		0.00%	
Discounted rate of return	7.45%		7.45%	
Blended discount rate of return	N/A		N/A	
Health care cost trends				
	Initial	Ultimate	Initial	Ultimate
Medical				
Pre-Medicare	5.87%	4.00%	6.00%	4.00%
Medicare	4.93%	4.00%	5.00%	4.00%
Prescription Drug				
Pre-Medicare	7.73%	4.00%	8.00%	4.00%
Medicare	9.62%	4.00%	-5.23%	4.00%

Projections of benefits include the historical pattern of sharing benefit costs between the employers and retired plan members.

For healthy retirees the mortality rates are based on the RP-2014 Annuitant Mortality Table with 50% of rates through age 69, 70% of rates between ages 70 and 79, 90% of rates between ages 80 and 84, and 100% of rates thereafter, projected forward generationally using mortality improvement scale MP-2016. For disabled retirees, mortality rates are based on the RP-2014 Disabled Mortality Table with 90% of rates for males and 100% of rates for females, projected forward generationally using mortality improvement scale MP-2016.

Actuarial assumptions used in the June 30, 2019 valuation are based on the results of an actuarial experience study for the period July 1, 2011 through June 30, 2016.

**EDUCATIONAL SERVICE CENTER OF CENTRAL OHIO  
FRANKLIN COUNTY, OHIO**

NOTES TO THE BASIC FINANCIAL STATEMENTS  
FOR THE FISCAL YEAR ENDED JUNE 30, 2020

**NOTE 13 - DEFINED BENEFIT OPEB PLANS - (Continued)**

***Assumption Changes Since the Prior Measurement Date*** - There were no changes in assumptions since the prior measurement date of June 30, 2018.

***Benefit Term Changes Since the Prior Measurement Date*** - There was no change to the claims costs process. Claim curves were trended to the fiscal year ending June 30, 2020 to reflect the current price renewals. The non-Medicare subsidy percentage was increased effective January 1, 2020 from 1.944% to 1.984% per year of service. The non-Medicare frozen subsidy base premium was increased effective January 1, 2020. The Medicare subsidy percentages were adjusted effective January 1, 2021 to 2.1% for the Medicare plan. The Medicare Part B monthly reimbursement elimination date was postponed to January 1, 2021.

STRS' investment consultant develops an estimate range for the investment return assumption based on the target allocation adopted by the Retirement Board. The target allocation and long-term expected rate of return for each major asset class are summarized as follows:

<u>Asset Class</u>	<u>Target Allocation*</u>	<u>Long-Term Expected Real Rate of Return **</u>
Domestic Equity	28.00 %	7.35 %
International Equity	23.00	7.55
Alternatives	17.00	7.09
Fixed Income	21.00	3.00
Real Estate	10.00	6.00
Liquidity Reserves	1.00	2.25
Total	<u>100.00 %</u>	

\* Target weights will be phased in over a 24-month period concluding on July 1, 2019.

\*\*10-Year geometric nominal returns, which include the real rate of return and inflation of 2.25% and does not include investment expenses. Over a 30-year period, STRS' investment consultant indicates that the above target allocations should generate a return above the actuarial rate of return, without net value added by management.

***Discount Rate*** - The discount rate used to measure the total OPEB asset was 7.45% as of June 30, 2019. The projection of cash flows used to determine the discount rate assumes STRS Ohio continues to allocate no employer contributions to the health care fund. Based on these assumptions, the OPEB plan's fiduciary net position was projected to be available to make all projected future benefit payments to current plan members. Therefore, the long-term expected rate of return on health care plan investments of 7.45% was used to measure the total OPEB asset as of June 30, 2019.

***Sensitivity of the Center's Proportionate Share of the Net OPEB Asset to Changes in the Discount and Health Care Cost Trend Rate*** - The following table represents the net OPEB asset as of June 30, 2019, calculated using the current period discount rate assumption of 7.45%, as well as what the net OPEB asset would be if it were calculated using a discount rate that is one percentage point lower (6.45%) or one percentage point higher (8.45%) than the current assumption. Also shown is the net OPEB asset as if it were calculated using health care cost trend rates that are one percentage point lower or one percentage point higher than the current health care cost trend rates.



**EDUCATIONAL SERVICE CENTER OF CENTRAL OHIO  
FRANKLIN COUNTY, OHIO**

NOTES TO THE BASIC FINANCIAL STATEMENTS  
FOR THE FISCAL YEAR ENDED JUNE 30, 2020

**NOTE 13 - DEFINED BENEFIT OPEB PLANS - (Continued)**

	1% Decrease	Current Discount Rate	1% Increase
Center's proportionate share of the net OPEB asset	\$ 2,320,970	\$ 2,719,989	\$ 3,055,472
	1% Decrease	Current Trend Rate	1% Increase
Center's proportionate share of the net OPEB asset	\$ 3,084,343	\$ 2,719,989	\$ 2,273,745

**NOTE 14 - STATE FUNDING**

The Center is funded by the State Department of Education for the cost of Part (A) of their budget. This funding is provided from state resources. Part (B) of the budget is provided by the school districts to which the Center provided services and by the State Department of Education. Each school district's portion is determined by multiplying the average daily membership of the school district (the total number of students enrolled) by \$6.50. This amount is deducted by the State Department of Education from that school district's resources provided under the State's Foundation Program. The Department of Education's portion is determined by multiplying the sum of the average daily memberships of all of the school districts served by the Center by \$27. This amount is provided from State resources.

If additional funding is needed for the Center, and if a majority of the Boards of Education of the school districts served by the Center approve, the cost of Part (B) of the budget can be increased. The portion that is in excess of the original funding calculation is shared by all of the school districts served by the Center through additional reductions in their resources provided through the State Foundation Program. The State Governing Board initiates and supervises the procedure under which the school districts approve or disapprove the additional apportionment.

**NOTE 15 - OPERATING LEASES - LESSEE DISCLOSURE**

On November 16, 2012, the Center entered into a lease agreement on behalf of the Central Ohio Special Education Regional Resource Center with the Columbus City School District (the "Landlord") to rent space in the Glenmont Elementary School. The initial term of the lease was 36 months commencing September 1, 2012, and ending on August 31, 2015. The lease is currently ongoing on a month-to-month basis. Either party may terminate the lease with six months written notice provided the party seeking to terminate is not in default of the lease at the time notice is provided or at any time during the six month notice period. Total rent payments in fiscal year 2020 amounted to \$60,773.

On August 1, 2019, the Center entered into a lease agreement with CSPA Columbus, LLC to rent a building. The initial term of the lease is five years, from August 15, 2019 to August 14, 2024. The Center has the option to extend the lease term for two additional five year periods, given at least six months notice prior to expiration. The Center is responsible for all utilities and maintenance costs, except for maintenance, repair and replacement of the foundation, structural portions of the building, and the roof. Rent payments are due monthly and amounted to \$149,269 in fiscal year 2020.

**EDUCATIONAL SERVICE CENTER OF CENTRAL OHIO  
FRANKLIN COUNTY, OHIO**

NOTES TO THE BASIC FINANCIAL STATEMENTS  
FOR THE FISCAL YEAR ENDED JUNE 30, 2020

**NOTE 15 - OPERATING LEASES - LESSEE DISCLOSURE - (Continued)**

The following is a schedule of the future base rent payments:

<u>Fiscal Year</u>	<u>Amount</u>
2021	\$ 161,881
2022	165,928
2023	170,076
2024	174,328
2025	21,150
Total	<u>\$ 693,363</u>

**NOTE 16 - CONTINGENCIES**

**A. Grants**

The Center receives significant financial assistance from numerous federal, State and local agencies in the form of grants. The disbursement of funds received under these programs generally requires compliance with terms and conditions specified in the grant agreements and are subject to audit by the grantor agencies. Any disallowed claims resulting from such audits could become a liability of the Center. However, in the opinion of management, any such disallowed claims or expenditures will not have a material adverse effect on the financial position of the Center at June 30, 2020.

**B. Litigation**

The Center is not a party to legal proceedings that would have a material effect, if any, on the financial condition of the Center.

**NOTE 17 - OTHER COMMITMENTS**

The Center utilizes encumbrance accounting as part of its budgetary controls. Encumbrances outstanding at fiscal year-end may be reported as part of restricted, committed, or assigned classifications of fund balance. At fiscal year end, the Center's commitments for encumbrances in the governmental funds were as follows:

<u>Fund</u>	<u>Fiscal Year-End Encumbrances</u>
General	\$ 2,123,150
Nonmajor governmental	<u>1,508,981</u>
Total	<u>\$ 3,632,131</u>

**NOTE 18 - COVID-19**

The United States and the State of Ohio declared a state of emergency in March 2020 due to the COVID-19 pandemic. The financial impact of COVID-19 and the ensuing emergency measures will impact subsequent periods of the Center. The Center's investment portfolio and the investments of the pension and other employee benefit plans are subject to increased market volatility, which could result in a significant decline in fair value, consistent with the general decline in financial markets. However, because the values of individual investments fluctuate with market conditions, the amount of losses that will be recognized in subsequent periods, if any, cannot be determined. In addition, the impact on the Center's future operating costs, revenues, and any recovery from emergency funding, either federal or state, cannot be estimated.

**EDUCATIONAL SERVICE CENTER OF CENTRAL OHIO  
FRANKLIN COUNTY, OHIO**

NOTES TO THE BASIC FINANCIAL STATEMENTS  
FOR THE FISCAL YEAR ENDED JUNE 30, 2020

**NOTE 19 - EDUCATIONAL SERVICE CENTER COUNCIL OF GOVERNMENTS**

The Educational Service Center Council of Governments (the “Council”) is a legally separate body politic and corporate that meets the definition of regional council of governments under Chapter 167 of the Ohio Revised Code. The Council is governed effective January 22, 2019 by a Governing Board consisting of one member designated by each of Gahanna-Jefferson Public School District, Groveport Madison Local District, Delaware City School District and two members designated by the Educational Service Center of Central Ohio (the “Center”). The Council provides employment services primarily to the Center.

Other School Districts, community schools and other political subdivisions that have entered into service agreements with the Council shall automatically be members of the Council’s Advisory Committee during the terms of such agreements. The Treasurer of the Center is also the Treasurer of the Council. Due to the nature and significance of the Council’s relationship with the Center, the Council has been determined to be a discretely presented component unit and has been included as part of the Center’s basic financial statements.

The Council participates in a public entity shared risk pool to provide health and dental benefits to its employees. See Note 19.J for additional detail.

**A. Summary of Significant Accounting Policies**

**Accounting Basis** - The basic financial statements of the Council have been prepared in conformity with accounting principles generally accepted in the United States of America (GAAP) as applied to governmental units. The Governmental Accounting Standards Board (GASB) is the accepted standard-setting body for establishing governmental accounting and financial reporting principles. Following are the more significant of the Council’s accounting policies.

**Basis of Presentation** - The Council’s basic financial statements consist of a statement of net position, a statement of revenues, expenses, and changes in net position, and a statement of cash flows. Enterprise accounting is used to account for operations that are financed and operated in a manner similar to private business enterprises, where the intent is that the costs (expenses, including depreciation) of providing goods or services to the general public on a continuing basis be financed or recovered primarily through user charges; or where it has been decided that periodic determination of revenues earned, expenses incurred, and net income is appropriate for capital maintenance, public policy, management control, accountability or other purposes.

**Measurement Focus** - The accounting and financial reporting treatment is determined by its measurement focus. Enterprise accounting uses a “flow of economic resources” measurement focus. With this measurement focus, all assets and deferred outflows of resources and all liabilities and deferred inflows of resources are included on the statement of net position.

**Basis of Accounting** - Basis of accounting determines when transactions are recorded in the financial records and reported on the financial statements. The Council’s financial statements are prepared using the accrual basis of accounting. Revenues resulting from exchange transactions, in which each party gives and receives essentially equal value, are recorded when the exchange takes place. Revenues resulting from non-exchange transactions, in which the Council receives value without directly giving equal value in return, such as grants and entitlements, are recognized in the year when use is first permitted and all eligibility requirements have been met; eligibility requirements include matching requirements, in which the Council must provide local resources to be used for a specified purpose, and expenditures requirements, in which the resources are provided to the Council on a reimbursement basis. Expenses are recognized at the time they are incurred.

**Budgetary Process** - Regional Councils of Government are not subject to budgetary provisions set forth in the Ohio Revised Code Chapter 5705.

**EDUCATIONAL SERVICE CENTER OF CENTRAL OHIO  
FRANKLIN COUNTY, OHIO**

NOTES TO THE BASIC FINANCIAL STATEMENTS  
FOR THE FISCAL YEAR ENDED JUNE 30, 2020

**NOTE 19 - EDUCATIONAL SERVICE CENTER COUNCIL OF GOVERNMENTS - (Continued)**

***Cash, Cash Equivalents and Investments*** - Cash held by the Council is reflected as “cash and cash equivalents” on the statement of net position. All monies received by the Council are maintained in demand deposit accounts or used to purchase investments. For internal accounting purposes, the Council segregates its cash. Investments with an original maturity of three months or less at the time they are purchased are presented on the financial statements as cash equivalents. Investments with an original maturity of more than three months are reported as investments.

Investments are reported at fair value, except for non-negotiable certificates of deposit, which are reported at cost. The Council’s investments in fiscal year 2020 consisted of negotiable certificates of deposit (CDs) and U.S. Government obligations.

***Restricted Assets*** - Assets are reported as restricted when limitations on their use change the nature or normal understanding of the availability of the asset. Restricted assets consist of investments and other assets held on behalf of other entities.

***Capital Assets*** - The Council maintains no capital assets.

***Net Position*** - Net position represents the difference between assets and deferred outflows of resources and liabilities and deferred inflows of resources. Net position is reported as restricted when there are limitations imposed on its use either through the enabling legislation adopted by the Council or through external restrictions imposed by creditors, grantors or laws or regulations of other governments. The Council did not have any restricted net position at fiscal year-end.

The Council applies restricted resources first when an expense is incurred for purposes for which both restricted and unrestricted net position is available.

***Compensated Absences*** - Vacation benefits are accrued as a liability as the benefits are earned if the employees’ rights to receive compensation are attributable to services already rendered and it is probable that the Council will compensate the employees for the benefits through paid time off or some other means. The Council records a liability for accumulated unused vacation time when earned for all employees.

Sick leave benefits are accrued as a liability using the vesting method. The liability includes the employees who are currently eligible to receive termination benefits and those the Council has identified as probable of receiving payment in the future. The amount is based on accumulated sick leave and employees’ wage rates at fiscal year-end, taking into consideration any limits specified in the Council’s termination policy. The Council records a liability for accumulated unused sick leave for all employees age 52 years and older.

***Accrued Liabilities and Long-Term Obligations*** - All payables, accrued liabilities and long-term obligations are reported in the financial statements.

***Estimates*** - The preparation of financial statements in conformity with GAAP requires management to make estimates and assumptions that affect the amounts reported in the financial statements and accompanying notes. Actual results may differ from those estimates.

***Operating Revenues and Expenses*** - Operating revenues are those revenues that are generally directly from the primary activities of the Council. Operating expenses are necessary costs incurred to provide the service that is the primary activity of the Council. All revenues and expenses not meeting this definition are reported as non-operating.

**EDUCATIONAL SERVICE CENTER OF CENTRAL OHIO  
FRANKLIN COUNTY, OHIO**

NOTES TO THE BASIC FINANCIAL STATEMENTS  
FOR THE FISCAL YEAR ENDED JUNE 30, 2020

**NOTE 19 - EDUCATIONAL SERVICE CENTER COUNCIL OF GOVERNMENTS - (Continued)**

***Extraordinary and Special Items*** - Extraordinary items are transactions or events that are both unusual in nature and infrequent in occurrence. Special items are transactions or events that are within the control of the Governing Board and that are either unusual in nature or infrequent in occurrence. The Council had no extraordinary or special items during fiscal year 2020.

***Pensions/Other Postemployment Benefits (OPEB)*** - For purposes of measuring the net pension/OPEB liability, information about the fiduciary net position of the pension/OPEB plans and additions to/deductions from their fiduciary net position have been determined on the same basis as they are reported by the pension/OPEB plan. For this purpose, benefit payments (including refunds of employee contributions) are recognized when due and payable in accordance with the benefit terms. The pension/OPEB plans report investments at fair value.

***Fair Value*** - The Council categorizes its fair value measurements within the fair value hierarchy established by generally accepted accounting principles. The hierarchy is based on the valuation inputs used to measure the fair value of the asset. Level 1 inputs are quoted prices in active markets for identical assets; Level 2 inputs are significant other observable inputs; Level 3 inputs are significant unobservable inputs.

**B. Accountability**

***Change in Accounting Principles*** - For fiscal year 2020, the Council has implemented GASB Statement No. 90 "*Majority Equity Interests, an amendment of GASB Statements No. 14 and No. 61*" and GASB Statement No. 95, "*Postponement of the Effective Dates of Certain Authoritative Guidance*".

GASB Statement No. 90 improves the consistency and comparability of reporting a government's majority equity interest in a legally separate organization and improves the relevance of financial statement information for certain component units. It defines a majority equity interest and specifies that a majority equity interest in a legally separate organization should be reported as an investment if a government's holding of the equity interest meets the definition of an investment. The implementation of GASB Statement No. 90 did not have an effect on the Council's financial statements.

GASB Statement No. 95 provides temporary relief to governments and other stakeholders in light of the COVID-19 pandemic. This objective is accomplished by postponing the effective dates of certain provisions in Statements and Implementation Guides that first became effective or are scheduled to become effective for periods beginning after June 15, 2018, and later.

Certain provisions contained in the following pronouncements were scheduled to be implemented for the fiscal year ended June 30, 2020. Due to the implementation of GASB Statement No. 95, the effective dates of these pronouncements are postponed by one year. The Council has elected to postpone implementing the following pronouncements until the fiscal year ended June 30, 2021:

- Statement No. 84, *Fiduciary Activities*
- Implementation Guide No. 2019-2, *Fiduciary Activities*

**C. Deposits and Investments**

At June 30, 2020, the carrying amount of all Council deposits was \$3,387,541 and the bank balance of all Council deposits was \$3,422,875. Of the bank balance, \$250,000 was covered by the FDIC and \$3,172,875 was potentially exposed to custodial credit risk as discussed below because those deposits were uninsured and could be uncollateralized. Although all statutory requirements for the deposit of money had been followed, noncompliance with Federal requirements could potentially subject the Council to a successful claim by the FDIC.

**EDUCATIONAL SERVICE CENTER OF CENTRAL OHIO  
FRANKLIN COUNTY, OHIO**

NOTES TO THE BASIC FINANCIAL STATEMENTS  
FOR THE FISCAL YEAR ENDED JUNE 30, 2020

**NOTE 19 - EDUCATIONAL SERVICE CENTER COUNCIL OF GOVERNMENTS - (Continued)**

Custodial credit risk is the risk that, in the event of bank failure, the Council’s deposits may not be returned. The Council has no deposit policy for custodial risk beyond the requirements of State statute. Ohio law requires that deposits either be insured or protected by: (1) eligible securities pledged to the Council and deposited with a qualified trustee by the financial institution as security for repayment whose fair value at all times shall be at least 105 percent of the deposits being secured; or (2) participation in the Ohio Pooled Collateral System (OPCS), a collateral pool of eligible securities deposited with a qualified trustee and pledged to the Treasurer of State to secure the repayment of all public monies deposited in the financial institution. OPCS requires the total fair value of the securities pledged to be 102 percent of the deposits being secured or a rate set by the Treasurer of State. For 2020, the Council’s financial institutions were approved for a reduced collateral rate of 50 percent through the OPCS.

*Investments* - As of June 30, 2020, the Council had the following investments and maturities:

<u>Investment type</u>	<u>Fair Value</u>	<u>Investment Maturities</u>		<u>Percentage of Total</u>
		<u>12 months or less</u>	<u>Greater than 12 months</u>	
Negotiable CDs	\$ 694,791	\$ 474,343	\$ 220,448	99.23
U.S. Government Obligations	<u>5,379</u>	<u>5,379</u>	-	<u>0.77</u>
	<u>\$ 700,170</u>	<u>\$ 479,722</u>	<u>\$ 220,448</u>	<u>100.00</u>

The weighted average maturity of investments is 0.81 years.

The Council’s investments are valued using quoted market prices in markets that are not considered to be active, dealer quotations or alternative pricing sources for similar assets or liabilities for which all significant inputs are observable, either directly or indirectly (Level 2 inputs).

*Interest Rate Risk:* Interest rate risk is the possibility that changes in interest rates will adversely affect the fair value of an investment. The Council’s investment policy places a five year limit on investment maturities as a means of managing its exposure to fair value losses arising from increasing interest rates.

*Credit Risk:* The Council’s U.S. Government obligations were rated AA+ and Aaa by Standard & Poor’s and Moody’s Investor Services, respectively. The negotiable CDs were not rated and are fully insured by the FDIC. The Council’s investment policy does not specifically address credit risk beyond the adherence to all relevant sections of the Ohio Revised Code.

*Custodial Credit Risk:* For an investment, custodial credit risk is the risk that, in the event of the failure of the counterparty, the Council will not be able to recover the value of its investments or collateral securities that are in the possession of an outside party. The Council’s investments are exposed to custodial credit risk in that they are uninsured, unregistered and held by the counterparty’s trust department or agent but not in the Council’s name. The Council has no investment policy dealing with investment custodial risk beyond the requirement in State statute that prohibits payment for investments prior to the delivery of the securities representing such investments to the Treasurer or qualified trustee.

*Concentration of Credit Risk:* The Council’s investment policy places no limit on the percentage of the Council’s portfolio that may be invested in any one issuer.

**D. Receivables**

Receivables at June 30, 2020 consist of amounts due from operations. \$750,982 is not expected to be collected within one year and is reported as a noncurrent asset on the statement of net position.

**EDUCATIONAL SERVICE CENTER OF CENTRAL OHIO  
FRANKLIN COUNTY, OHIO**

NOTES TO THE BASIC FINANCIAL STATEMENTS  
FOR THE FISCAL YEAR ENDED JUNE 30, 2020

**NOTE 19 - EDUCATIONAL SERVICE CENTER COUNCIL OF GOVERNMENTS - (Continued)**

**E. Long-Term Obligations**

The following is a summary of the Council's long-term obligations activity in fiscal year 2020:

	Balance June 30, 2019	Additions	Reductions	Balance June 30, 2020	Due Within One Year
Compensated absences	\$ 1,294,959	\$ 958,467	\$ (646,360)	\$ 1,607,066	\$ 853,160
Net pension liability	103,129,105	10,968,322	-	114,097,427	-
Net OPEB liability	22,125,503	222,721	-	22,348,224	-
Total	<u>\$ 126,549,567</u>	<u>\$ 12,149,510</u>	<u>\$ (646,360)</u>	<u>\$ 138,052,717</u>	<u>\$ 853,160</u>

**F. Contingencies**

There are currently no matters in litigation with the Council as plaintiff or defendant.

**G. Risk Management**

**General Risk** - The Council is exposed to various risks of loss related to torts, theft or damage, destruction of assets, errors and omissions, injuries to employees, and natural disasters. The Council has addressed the various types of risk by purchasing a comprehensive insurance policy through commercial carriers. General liability insurance is maintained in the amount of \$1,000,000 for each occurrence and \$3,000,000 in the aggregate. Cyber security claims are insured in the amount of \$1,000,000 per occurrence, up to a maximum aggregate of \$60,000,000. Settled claims have not exceeded this commercial coverage in any of the past three years and there has been no significant reduction in coverage from the prior year.

**Workers' Compensation** - Workers' compensation coverage is provided by the State of Ohio. The Council pays the Bureau of Workers' Compensation a premium based on a rate per \$100 of payroll. The rate is calculated based on accident history and administrative costs.

**H. Defined Benefit Pension Plans**

**Net Pension Liability**

The net pension liability reported on the statement of net position represents a liability to employees for pensions. Pensions are a component of exchange transactions—between an employer and its employees—of salaries and benefits for employee services. Pensions are provided to an employee—on a deferred-payment basis—as part of the total compensation package offered by an employer for employee services each financial period. The obligation to sacrifice resources for pensions is a present obligation because it was created as a result of employment exchanges that already have occurred.

The net pension liability represents the Council's proportionate share of each pension plan's collective actuarial present value of projected benefit payments attributable to past periods of service, net of each pension plan's fiduciary net position. The net pension liability calculation is dependent on critical long-term variables, including estimated average life expectancies, earnings on investments, cost of living adjustments and others. While these estimates use the best information available, unknowable future events require adjusting this estimate annually.

**EDUCATIONAL SERVICE CENTER OF CENTRAL OHIO  
FRANKLIN COUNTY, OHIO**

NOTES TO THE BASIC FINANCIAL STATEMENTS  
FOR THE FISCAL YEAR ENDED JUNE 30, 2020

**NOTE 19 - EDUCATIONAL SERVICE CENTER COUNCIL OF GOVERNMENTS - (Continued)**

The Ohio Revised Code limits the Council’s obligation for this liability to annually required payments. The Council cannot control benefit terms or the manner in which pensions are financed; however, the Council does receive the benefit of employees’ services in exchange for compensation including pension.

GASB 68 assumes the liability is solely the obligation of the employer, because (1) they benefit from employee services; and (2) State statute requires all funding to come from these employers. All contributions to date have come solely from these employers (which also includes costs paid in the form of withholdings from employees). State statute requires the pension plans to amortize unfunded liabilities within 30 years. If the amortization period exceeds 30 years, each pension plan’s board must propose corrective action to the State legislature. Any resulting legislative change to benefits or funding could significantly affect the net pension liability. Resulting adjustments to the net pension liability would be effective when the changes are legally enforceable.

The proportionate share of each plan’s unfunded benefits is presented as a long-term *net pension liability* on the accrual basis of accounting. Any liability for the contractually-required pension contribution outstanding at the end of the year is included in due to other governments/intergovernmental payable/pension and postemployment benefits payable on both the accrual and modified accrual bases of accounting.

***Plan Description - School Employees Retirement System (SERS)***

Plan Description - The Council non-teaching employees participate in SERS, a cost-sharing multiple-employer defined benefit pension plan administered by SERS. SERS provides retirement, disability and survivor benefits, annual cost-of-living adjustments, and death benefits to plan members and beneficiaries. Authority to establish and amend benefits is provided by Ohio Revised Code Chapter 3309. SERS issues a publicly available, stand-alone financial report that includes financial statements, required supplementary information and detailed information about SERS’ fiduciary net position. That report can be obtained by visiting the SERS website at [www.ohsers.org](http://www.ohsers.org) under Employers/Audit Resources.

Age and service requirements for retirement are as follows:

	Eligible to Retire on or before August 1, 2017 *	Eligible to Retire after August 1, 2017
Full benefits	Any age with 30 years of service credit	Age 67 with 10 years of service credit; or Age 57 with 30 years of service credit
Actuarially reduced benefits	Age 60 with 5 years of service credit; or Age 55 with 25 years of service credit	Age 62 with 10 years of service credit; or Age 60 with 25 years of service credit

\* Members with 25 years of service credit as of August 1, 2017 will be included in this plan.

Annual retirement benefits are calculated based on final average salary multiplied by a percentage that varies based on years of service; 2.2% for the first thirty years of service and 2.5% for years of service credit over 30. Final average salary is the average of the highest three years of salary.

Effective January 1, 2018, SERS cost-of-living adjustment (COLA) changed from a fixed 3% annual increase to one based on the Consumer Price Index (CPI-W) with a cap of 2.5% and a floor of 0%. SERS also has the authority to award or suspend the COLA, or to adjust the COLA above or below CPI-W. SERS suspended the COLA increases for 2018, 2019 and 2020 for current retirees, and confirmed their intent to implement a four-year waiting period for the state of a COLA for future retirees.



**EDUCATIONAL SERVICE CENTER OF CENTRAL OHIO  
FRANKLIN COUNTY, OHIO**

NOTES TO THE BASIC FINANCIAL STATEMENTS  
FOR THE FISCAL YEAR ENDED JUNE 30, 2020

**NOTE 19 - EDUCATIONAL SERVICE CENTER COUNCIL OF GOVERNMENTS - (Continued)**

Funding Policy - Plan members are required to contribute 10% of their annual covered salary and the Council is required to contribute 14% of annual covered payroll. The contribution requirements of plan members and employers are established and may be amended by the SERS' Retirement Board up to statutory maximum amounts of 10% for plan members and 14% for employers. The Retirement Board, acting with the advice of the actuary, allocates the employer contribution rate among four of the System's funds (Pension Trust Fund, Death Benefit Fund, Medicare B Fund, and Health Care Fund). For the fiscal year ended June 30, 2020, the allocation to pension, death benefits, and Medicare B was 14.0%.

The Council's contractually required contribution to SERS was \$4,589,794 for fiscal year 2020. Of this amount, \$257,371 is reported as due to other governments.

***Plan Description - State Teachers Retirement System (STRS)***

Plan Description - Licensed teachers participate in STRS Ohio, a cost-sharing multiple-employer public employee retirement system administered by STRS. STRS provides retirement and disability benefits to members and death and survivor benefits to beneficiaries. STRS issues a stand-alone financial report that includes financial statements, required supplementary information and detailed information about STRS' fiduciary net position. That report can be obtained by writing to STRS, 275 E. Broad St., Columbus, OH 43215-3771, by calling (888) 227-7877, or by visiting the STRS website at [www.strsoh.org](http://www.strsoh.org).

New members have a choice of three retirement plans; a Defined Benefit (DB) Plan, a Defined Contribution (DC) Plan and a Combined Plan. Benefits are established by Ohio Revised Code Chapter 3307. The DB Plan offers an annual retirement allowance based on final average salary multiplied by a percentage that varies based on years of service. Effective August 1, 2015, the calculation will be 2.2% of final average salary for the five highest years of earnings multiplied by all years of service. Effective July 1, 2017, the cost-of-living adjustment was reduced to zero. Members are eligible to retire at age 60 with five years of qualifying service credit, or age 55 with 28 years of service, or 33 years of service regardless of age. Eligibility changes will be phased in until August 1, 2026, when retirement eligibility for unreduced benefits will be five years of service credit and age 65, or 35 years of service credit and at least age 60.

The DC Plan allows members to place all their member contributions and 9.53% of the 14% employer contributions into an investment account. Investment allocation decisions are determined by the member. The remaining 4.47% of the 14% employer rate is allocated to the defined benefit unfunded liability. A member is eligible to receive a retirement benefit at age 50 and termination of employment. The member may elect to receive a lifetime monthly annuity or a lump sum withdrawal.

The Combined Plan offers features of both the DB Plan and the DC Plan. In the Combined Plan, 12% of the 14% member rate goes to the DC Plan and the remaining 2% is applied to the DB Plan. Member contributions to the DC Plan are allocated among investment choices by the member, and contributions to the DB Plan from the employer and the member are used to fund the defined benefit payment at a reduced level from the regular DB Plan. The defined benefit portion of the Combined Plan payment is payable to a member on or after age 60 with five years of service. The defined contribution portion of the account may be taken as a lump sum payment or converted to a lifetime monthly annuity after termination of employment at age 50 or later.

**EDUCATIONAL SERVICE CENTER OF CENTRAL OHIO  
FRANKLIN COUNTY, OHIO**

NOTES TO THE BASIC FINANCIAL STATEMENTS  
FOR THE FISCAL YEAR ENDED JUNE 30, 2020

**NOTE 19 - EDUCATIONAL SERVICE CENTER COUNCIL OF GOVERNMENTS - (Continued)**

New members who choose the DC Plan or Combined Plan will have another opportunity to reselect a permanent plan during their fifth year of membership. Members may remain in the same plan or transfer to another STRS plan. The optional annuitization of a member's defined contribution account or the defined contribution portion of a member's Combined Plan account to a lifetime benefit results in STRS bearing the risk of investment gain or loss on the account. STRS has therefore included all three plan options as one defined benefit plan for GASB 68 reporting purposes.

A DB or Combined Plan member with five or more years of credited service who is determined to be disabled may qualify for a disability benefit. Eligible survivors of members who die before service retirement may qualify for monthly benefits. New members on or after July 1, 2013, must have at least ten years of qualifying service credit to apply for disability benefits. Members in the DC Plan who become disabled are entitled only to their account balance. If a member of the DC Plan dies before retirement benefits begin, the member's designated beneficiary is entitled to receive the member's account balance.

Funding Policy - Employer and member contribution rates are established by the State Teachers Retirement Board and limited by Chapter 3307 of the Ohio Revised Code. For fiscal year 2020, plan members were required to contribute 14% of their annual covered salary. The Council was required to contribute 14%; the entire 14% was the portion used to fund pension obligations. The fiscal year 2020 contribution rates were equal to the statutory maximum rates.

The Council's contractually required contribution to STRS was \$4,847,184 for fiscal year 2020. Of this amount, \$392,715 is reported as due to other governments.

***Pension Liabilities, Pension Expense, and Deferred Outflows of Resources and Deferred Inflows of Resources Related to Pensions***

The net pension liability was measured as of June 30, 2019, and the total pension liability used to calculate the net pension liability was determined by an actuarial valuation as of that date. The Council's proportion of the net pension liability was based on the Council's share of contributions to the pension plan relative to the projected contributions of all participating entities.

Following is information related to the proportionate share and pension expense:

	<u>SERS</u>	<u>STRS</u>	<u>Total</u>
Proportion of the net pension liability prior measurement date	0.78786440%	0.26381344%	
Proportion of the net pension liability current measurement date	<u>0.87077030%</u>	<u>0.28034998%</u>	
Change in proportionate share	<u>0.08290590%</u>	<u>0.01653654%</u>	
Proportionate share of the net pension liability	\$ 52,099,714	\$ 61,997,713	\$ 114,097,427
Pension expense	\$ 11,661,782	\$ 12,951,192	\$ 24,612,974

**EDUCATIONAL SERVICE CENTER OF CENTRAL OHIO  
FRANKLIN COUNTY, OHIO**

NOTES TO THE BASIC FINANCIAL STATEMENTS  
FOR THE FISCAL YEAR ENDED JUNE 30, 2020

**NOTE 19 - EDUCATIONAL SERVICE CENTER COUNCIL OF GOVERNMENTS - (Continued)**

At June 30, 2020, the Council reported deferred outflows of resources and deferred inflows of resources related to pensions from the following sources:

	<u>SERS</u>	<u>STRS</u>	<u>Total</u>
<b>Deferred outflows of resources</b>			
Differences between expected and actual experience	\$ 1,321,136	\$ 504,766	\$ 1,825,902
Changes of assumptions	-	7,282,829	7,282,829
Difference between employer contributions and proportionate share of contributions/change in proportionate share	3,586,798	5,561,671	9,148,469
Contributions subsequent to the measurement date	<u>4,589,794</u>	<u>4,847,184</u>	<u>9,436,978</u>
Total deferred outflows of resources	<u>\$ 9,497,728</u>	<u>\$ 18,196,450</u>	<u>\$ 27,694,178</u>
<b>Deferred inflows of resources</b>			
Differences between expected and actual experience	\$ -	\$ 268,376	\$ 268,376
Net difference between projected and actual earnings on pension plan investments	<u>668,761</u>	<u>3,030,112</u>	<u>3,698,873</u>
Total deferred inflows of resources	<u>\$ 668,761</u>	<u>\$ 3,298,488</u>	<u>\$ 3,967,249</u>

\$9,436,978 reported as deferred outflows of resources related to pension resulting from Council contributions subsequent to the measurement date will be recognized as a reduction of the net pension liability in the year ending June 30, 2021.

Other amounts reported as deferred outflows of resources and deferred inflows of resources related to pension will be recognized in pension expense as follows:

	<u>SERS</u>	<u>STRS</u>	<u>Total</u>
Fiscal Year Ending June 30:			
2021	\$ 4,166,509	\$ 5,906,778	\$ 10,073,287
2022	(262,102)	2,659,734	2,397,632
2023	(44,502)	511,399	466,897
2024	<u>379,268</u>	<u>972,867</u>	<u>1,352,135</u>
Total	<u>\$ 4,239,173</u>	<u>\$ 10,050,778</u>	<u>\$ 14,289,951</u>

***Actuarial Assumptions - SERS***

SERS' total pension liability was determined by their actuaries in accordance with GASB Statement No. 67, as part of their annual actuarial valuation for each defined benefit retirement plan. Actuarial valuations of an ongoing plan involve estimates of the value of reported amounts (e.g., salaries, credited service) and assumptions about the probability of occurrence of events far into the future (e.g., mortality, disabilities, retirements, employment termination). Actuarially determined amounts are subject to continual review and potential modifications, as actual results are compared with past expectations and new estimates are made about the future.

**EDUCATIONAL SERVICE CENTER OF CENTRAL OHIO  
FRANKLIN COUNTY, OHIO**

NOTES TO THE BASIC FINANCIAL STATEMENTS  
FOR THE FISCAL YEAR ENDED JUNE 30, 2020

**NOTE 19 - EDUCATIONAL SERVICE CENTER COUNCIL OF GOVERNMENTS - (Continued)**

Projections of benefits for financial reporting purposes are based on the substantive plan (the plan as understood by the employers and plan members) and include the types of benefits provided at the time of each valuation and the historical pattern of sharing benefit costs between the employers and plan members to that point. The projection of benefits for financial reporting purposes does not explicitly incorporate the potential effects of legal or contractual funding limitations.

Actuarial calculations reflect a long-term perspective. For a newly hired employee, actuarial calculations will take into account the employee's entire career with the employer and also take into consideration the benefits, if any, paid to the employee after termination of employment until the death of the employee and any applicable contingent annuitant. In many cases actuarial calculations reflect several decades of service with the employer and the payment of benefits after termination.

Key methods and assumptions used in calculating the total pension liability in the latest actuarial valuation, prepared as of June 30, 2019, are presented below:

Wage inflation	3.00%
Future salary increases, including inflation	3.50% to 18.20%
COLA or ad hoc COLA	2.50%
Investment rate of return	7.50% net of investments expense, including inflation
Actuarial cost method	Entry age normal (level percent of payroll)

For 2019, the mortality rates were based on the RP-2014 Blue Collar Mortality Table with fully generational projection and a five-year age set-back for both males and females. Mortality among service retired members, and beneficiaries were based upon the RP-2014 Blue Collar Mortality Table with fully generational projection with Scale BB, 120% of male rates, and 110% of female rates. Mortality among disabled members was based upon the RP-2000 Disabled Mortality Table, 90% for male rates and 100% for female rates, set back five years is used for the period after disability retirement.

The most recent experience study was completed for the five year period ended June 30, 2015.

The long-term return expectation for the Pension Plan Investments has been determined using a building-block approach and assumes a time horizon, as defined in SERS' *Statement of Investment Policy*. A forecasted rate of inflation serves as the baseline for the return expectation. Various real return premiums over the baseline inflation rate have been established for each asset class. The long-term expected nominal rate of return has been determined by calculating a weighted average of the expected real return premiums for each asset class, adding the projected inflation rate, and adding the expected return from rebalancing uncorrelated asset classes.

**EDUCATIONAL SERVICE CENTER OF CENTRAL OHIO  
FRANKLIN COUNTY, OHIO**

NOTES TO THE BASIC FINANCIAL STATEMENTS  
FOR THE FISCAL YEAR ENDED JUNE 30, 2020

**NOTE 19 - EDUCATIONAL SERVICE CENTER COUNCIL OF GOVERNMENTS - (Continued)**

The target allocation and best estimates of arithmetic real rates of return for each major assets class are summarized in the following table:

<u>Asset Class</u>	<u>Target Allocation</u>	<u>Long-Term Expected Real Rate of Return</u>
Cash	1.00 %	0.50 %
US Equity	22.50	4.75
International Equity	22.50	7.00
Fixed Income	19.00	1.50
Private Equity	10.00	8.00
Real Assets	15.00	5.00
Multi-Asset Strategies	10.00	3.00
Total	<u>100.00 %</u>	

**Discount Rate** - The total pension liability was calculated using the discount rate of 7.50%. The projection of cash flows used to determine the discount rate assumed the contributions from employers and from the members would be computed based on contribution requirements as stipulated by State statute. Projected inflows from investment earning were calculated using the long-term assumed investment rate of return (7.50%). Based on those assumptions, the plan's fiduciary net position was projected to be available to make all future benefit payments of current plan members. Therefore, the long-term expected rate of return on pension plan investments was applied to all periods of projected benefits to determine the total pension liability.

**Sensitivity of the Council's Proportionate Share of the Net Pension Liability to Changes in the Discount Rate** - Net pension liability is sensitive to changes in the discount rate, and to illustrate the potential impact the following table presents the net pension liability calculated using the discount rate of 7.50%, as well as what each plan's net pension liability would be if it were calculated using a discount rate that is one percentage point lower (6.50%), or one percentage point higher (8.50%) than the current rate.

	<u>1% Decrease</u>	<u>Current Discount Rate</u>	<u>1% Increase</u>
	Council's proportionate share of the net pension liability	\$ 73,010,325	\$ 52,099,714

**EDUCATIONAL SERVICE CENTER OF CENTRAL OHIO  
FRANKLIN COUNTY, OHIO**

NOTES TO THE BASIC FINANCIAL STATEMENTS  
FOR THE FISCAL YEAR ENDED JUNE 30, 2020

**NOTE 19 - EDUCATIONAL SERVICE CENTER COUNCIL OF GOVERNMENTS - (Continued)**

***Actuarial Assumptions - STRS***

Key methods and assumptions used in the latest actuarial valuation, reflecting experience study results used in the July 1, 2019, actuarial valuation are presented below:

	July 1, 2019
Inflation	2.50%
Projected salary increases	12.50% at age 20 to 2.50% at age 65
Investment rate of return	7.45%, net of investment expenses, including inflation
Payroll increases	3.00%
Cost-of-living adjustments (COLA)	0.00%

For the July 1, 2019, actuarial valuation, post-retirement mortality rates for healthy retirees are based on the RP-2014 Annuitant Mortality Table with 50% of rates through age 69, 70% of rates between ages 70 and 79, 90% of rates between ages 80 and 84, and 100% of rates thereafter, projected forward generationally using mortality improvement scale MP-2016. Post-retirement disabled mortality rates are based on the RP-2014 Disabled Mortality Table with 90% of rates for males and 100% of rates for females, projected forward generationally using mortality improvement scale MP-2016. Pre-retirement mortality rates are based on RP-2014 Employee Mortality Table, projected forward generationally using mortality improvement scale MP-2016.

Actuarial assumptions used in the July 1, 2019 valuation are based on the results of an actuarial experience study for the period July 1, 2011 through June 30, 2016.

STRS Ohio's investment consultant develops an estimate range for the investment return assumption based on the target allocation adopted by the Retirement Board. The target allocation and long-term expected rate of return for each major asset class are summarized as follows:

Asset Class	Target Allocation*	Long-Term Expected Real Rate of Return **
Domestic Equity	28.00 %	7.35 %
International Equity	23.00	7.55
Alternatives	17.00	7.09
Fixed Income	21.00	3.00
Real Estate	10.00	6.00
Liquidity Reserves	1.00	2.25
Total	100.00 %	

\*Target weights will be phased in over a 24-month period concluding on July 1, 2019.

\*\*10-Year geometric nominal returns, which include the real rate of return and inflation of 2.25% and does not include investment expenses. Over a 30-year period, STRS' investment consultant indicates that the above target allocations should generate a return above the actuarial rate of return, without net value added by management.

**EDUCATIONAL SERVICE CENTER OF CENTRAL OHIO  
FRANKLIN COUNTY, OHIO**

NOTES TO THE BASIC FINANCIAL STATEMENTS  
FOR THE FISCAL YEAR ENDED JUNE 30, 2020

**NOTE 19 - EDUCATIONAL SERVICE CENTER COUNCIL OF GOVERNMENTS - (Continued)**

**Discount Rate** - The discount rate used to measure the total pension liability was 7.45% as of June 30, 2019. The projection of cash flows used to determine the discount rate assumes member and employer contributions will be made at the statutory contribution rates in accordance with rate increases described above. For this purpose, only employer contributions that are intended to fund benefits of current plan members and their beneficiaries are included. Projected employer contributions that are intended to fund the service costs of future plan members and their beneficiaries, as well as projected contributions from future plan members, are not included. Based on those assumptions, STRS' fiduciary net position was projected to be available to make all projected future benefit payments to current plan members as of June 30, 2019. Therefore, the long-term expected rate of return on pension plan investments of 7.45% was applied to all periods of projected benefit payment to determine the total pension liability as of June 30, 2019.

**Sensitivity of the Council's Proportionate Share of the Net Pension Liability to Changes in the Discount Rate** - The following table presents the Council's proportionate share of the net pension liability calculated using the current period discount rate assumption of 7.45%, as well as what the Council's proportionate share of the net pension liability would be if it were calculated using a discount rate that is one-percentage-point lower (6.45%) or one-percentage-point higher (8.45%) than the current rate:

	1% Decrease	Current Discount Rate	1% Increase
Council's proportionate share of the net pension liability	\$ 90,602,751	\$ 61,997,713	\$ 37,782,083

**I. Defined Benefit OPEB Plans**

***Net OPEB Liability/Asset***

The net OPEB liability/asset reported on the statement of net position represents a liability/asset to employees for OPEB. OPEB is a component of exchange transactions—between an employer and its employees—of salaries and benefits for employee services. OPEB are provided to an employee—on a deferred-payment basis—as part of the total compensation package offered by an employer for employee services each financial period. The obligation to sacrifice resources for OPEB is a present obligation because it was created as a result of employment exchanges that already have occurred.

The net OPEB liability/asset represents the Council's proportionate share of each OPEB plan's collective actuarial present value of projected benefit payments attributable to past periods of service, net of each OPEB plan's fiduciary net position. The net OPEB liability/asset calculation is dependent on critical long-term variables, including estimated average life expectancies, earnings on investments, cost of living adjustments and others. While these estimates use the best information available, unknowable future events require adjusting these estimates annually.

The Ohio Revised Code limits the Council's obligation for this liability to annually required payments. The Council cannot control benefit terms or the manner in which OPEB are financed; however, the Council does receive the benefit of employees' services in exchange for compensation including OPEB.

**EDUCATIONAL SERVICE CENTER OF CENTRAL OHIO  
FRANKLIN COUNTY, OHIO**

NOTES TO THE BASIC FINANCIAL STATEMENTS  
FOR THE FISCAL YEAR ENDED JUNE 30, 2020

**NOTE 19 - EDUCATIONAL SERVICE CENTER COUNCIL OF GOVERNMENTS - (Continued)**

GASB 75 assumes the liability is solely the obligation of the employer, because they benefit from employee services. OPEB contributions come from these employers and health care plan enrollees which pay a portion of the health care costs in the form of a monthly premium. The Ohio Revised Code permits, but does not require, the retirement systems to provide healthcare to eligible benefit recipients. Any change to benefits or funding could significantly affect the net OPEB liability/asset. Resulting adjustments to the net OPEB liability/asset would be effective when the changes are legally enforceable. The retirement systems may allocate a portion of the employer contributions to provide for these OPEB benefits.

The proportionate share of each plan's unfunded/funded benefits is presented as a long-term *net OPEB liability* or *net OPEB asset* on the accrual basis of accounting. Any liability for the contractually-required OPEB contribution outstanding at the end of the year is included in due to other governments on both the accrual and modified accrual bases of accounting.

***Plan Description - School Employees Retirement System (SERS)***

Health Care Plan Description - The Council contributes to the SERS Health Care Fund, administered by SERS for non-certificated retirees and their beneficiaries. For GASB 75 purposes, this plan is considered a cost-sharing other postemployment benefit (OPEB) plan. SERS' Health Care Plan provides healthcare benefits to eligible individuals receiving retirement, disability, and survivor benefits, and to their eligible dependents. Members who retire after June 1, 1986, need 10 years of service credit, exclusive of most types of purchased credit, to qualify to participate in SERS' health care coverage. In addition to age and service retirees, disability benefit recipients and beneficiaries who are receiving monthly benefits due to the death of a member or retiree, are eligible for SERS' health care coverage. Most retirees and dependents choosing SERS' health care coverage are over the age of 65 and therefore enrolled in a fully insured Medicare Advantage plan; however, SERS maintains a traditional, self-insured preferred provider organization for its non-Medicare retiree population. For both groups, SERS offers a self-insured prescription drug program. Health care is a benefit that is permitted, not mandated, by statute. The financial report of the Plan is included in the SERS Comprehensive Annual Financial Report which can be obtained on SERS' website at [www.ohsers.org](http://www.ohsers.org) under Employers/Audit Resources.

Access to health care for retirees and beneficiaries is permitted in accordance with Section 3309 of the Ohio Revised Code. The Health Care Fund was established and is administered in accordance with Internal Revenue Code Section 105(e). SERS' Retirement Board reserves the right to change or discontinue any health plan or program. Active employee members do not contribute to the Health Care Plan. The SERS Retirement Board established the rules for the premiums paid by the retirees for health care coverage for themselves and their dependents or for their surviving beneficiaries. Premiums vary depending on the plan selected, qualified years of service, Medicare eligibility, and retirement status.

Funding Policy - State statute permits SERS to fund the health care benefits through employer contributions. Each year, after the allocation for statutorily required pensions and benefits, the Retirement Board may allocate the remainder of the employer contribution of 14% of covered payroll to the Health Care Fund in accordance with the funding policy. For the fiscal year ended June 30, 2020, SERS did not allocate any employer contributions to post-employment health care. An additional health care surcharge on employers is collected for employees earning less than an actuarially determined minimum compensation amount, pro-rated if less than a full year of service credit was earned. For fiscal year 2020, this amount was \$19,600. Statutes provide that no employer shall pay a health care surcharge greater than 2% of that employer's SERS-covered payroll; nor may SERS collect in aggregate more than 1.5% of the total statewide SERS-covered payroll for the health care surcharge. For fiscal year 2020, the Council's surcharge obligation was \$515,066.



**EDUCATIONAL SERVICE CENTER OF CENTRAL OHIO  
FRANKLIN COUNTY, OHIO**

NOTES TO THE BASIC FINANCIAL STATEMENTS  
FOR THE FISCAL YEAR ENDED JUNE 30, 2020

**NOTE 19 - EDUCATIONAL SERVICE CENTER COUNCIL OF GOVERNMENTS - (Continued)**

The surcharge added to the allocated portion of the 14% employer contribution rate is the total amount assigned to the Health Care Fund. The Council's contractually required contribution to SERS was \$515,066 for fiscal year 2020. This entire amount is reported as due to other governments.

***Plan Description - State Teachers Retirement System (STRS)***

Plan Description – The State Teachers Retirement System of Ohio (STRS) administers a cost-sharing Health Plan administered for eligible retirees who participated in the defined benefit or combined pension plans offered by STRS. Ohio law authorizes STRS to offer this plan. Benefits include hospitalization, physicians' fees, prescription drugs and partial reimbursement of monthly Medicare Part B premiums. Medicare Part B premium reimbursements will be discontinued effective January 1, 2021. The Plan is included in the report of STRS which can be obtained by visiting [www.strsoh.org](http://www.strsoh.org) or by calling (888) 227-7877.

Funding Policy – Ohio Revised Code Chapter 3307 authorizes STRS to offer the Plan and gives the Retirement Board discretionary authority over how much, if any, of the health care costs will be absorbed by STRS. Active employee members do not contribute to the Health Care Plan. Nearly all health care plan enrollees, for the most recent year, pay a portion of the health care costs in the form of a monthly premium. Under Ohio law, funding for post-employment health care may be deducted from employer contributions, currently 14% of covered payroll. For the fiscal year ended June 30, 2020, STRS did not allocate any employer contributions to post-employment health care.

***OPEB Liabilities/Assets, OPEB Expense, and Deferred Outflows of Resources and Deferred Inflows of Resources Related to OPEB***

The net OPEB liability/asset was measured as of June 30, 2019, and the total OPEB liability/asset used to calculate the net OPEB liability/asset was determined by an actuarial valuation as of that date. The Council's proportion of the net OPEB liability/asset was based on the Council's share of contributions to the respective retirement systems relative to the contributions of all participating entities.

Following is information related to the proportionate share and OPEB expense:

	<u>SERS</u>	<u>STRS</u>	<u>Total</u>
Proportion of the net OPEB liability/asset prior measurement date	0.79752520%	0.26381344%	
Proportion of the net OPEB liability/asset current measurement date	<u>0.88867170%</u>	<u>0.28034998%</u>	
Change in proportionate share	<u>0.09114650%</u>	<u>0.01653654%</u>	
Proportionate share of the net OPEB liability	\$ 22,348,224	\$ -	\$ 22,348,224
Proportionate share of the net OPEB asset	\$ -	\$ 4,643,268	\$ 4,643,268
OPEB expense	\$ 1,548,470	\$ (1,227,058)	\$ 321,412

**EDUCATIONAL SERVICE CENTER OF CENTRAL OHIO  
FRANKLIN COUNTY, OHIO**

NOTES TO THE BASIC FINANCIAL STATEMENTS  
FOR THE FISCAL YEAR ENDED JUNE 30, 2020

**NOTE 19 - EDUCATIONAL SERVICE CENTER COUNCIL OF GOVERNMENTS - (Continued)**

At June 30, 2020, the Council reported deferred outflows of resources and deferred inflows of resources related to OPEB from the following sources:

	<u>SERS</u>	<u>STRS</u>	<u>Total</u>
<b>Deferred outflows of resources</b>			
Differences between expected and actual experience	\$ 328,053	\$ 420,948	\$ 749,001
Net difference between projected and actual earnings on OPEB plan investments	53,643	-	53,643
Changes of assumptions	1,632,283	97,600	1,729,883
Difference between employer contributions and proportionate share of contributions/change in proportionate share	3,208,822	889,015	4,097,837
Contributions subsequent to the measurement date	<u>515,066</u>	<u>-</u>	<u>515,066</u>
Total deferred outflows of resources	<u>\$ 5,737,867</u>	<u>\$ 1,407,563</u>	<u>\$ 7,145,430</u>
<b>Deferred inflows of resources</b>			
Differences between expected and actual experience	\$ 4,909,753	\$ 236,233	\$ 5,145,986
Net difference between projected and actual earnings on pension plan investments	-	291,628	291,628
Changes of assumptions	<u>1,252,328</u>	<u>5,090,803</u>	<u>6,343,131</u>
Total deferred inflows of resources	<u>\$ 6,162,081</u>	<u>\$ 5,618,664</u>	<u>\$ 11,780,745</u>

\$515,066 reported as deferred outflows of resources related to OPEB resulting from Council contributions subsequent to the measurement date will be recognized as a reduction of the net OPEB liability/asset in the year ending June 30, 2021. Other amounts reported as deferred outflows of resources and deferred inflows of resources related to OPEB will be recognized in OPEB expense as follows:

	<u>SERS</u>	<u>STRS</u>	<u>Total</u>
Fiscal Year Ending June 30:			
2021	\$ (513,694)	\$ (913,859)	\$ (1,427,553)
2022	(73,964)	(913,859)	(987,823)
2023	(58,222)	(796,978)	(855,200)
2024	(60,781)	(755,973)	(816,754)
2025	(143,005)	(859,659)	(1,002,664)
Thereafter	<u>(89,614)</u>	<u>29,227</u>	<u>(60,387)</u>
Total	<u>\$ (939,280)</u>	<u>\$ (4,211,101)</u>	<u>\$ (5,150,381)</u>

**EDUCATIONAL SERVICE CENTER OF CENTRAL OHIO  
FRANKLIN COUNTY, OHIO**

NOTES TO THE BASIC FINANCIAL STATEMENTS  
FOR THE FISCAL YEAR ENDED JUNE 30, 2020

**NOTE 19 - EDUCATIONAL SERVICE CENTER COUNCIL OF GOVERNMENTS - (Continued)**

*Actuarial Assumptions - SERS*

The total OPEB liability is determined by SERS' actuaries in accordance with GASB Statement No. 74, as part of their annual actuarial valuation for each retirement plan. Actuarial valuations of an ongoing plan involve estimates of the value of reported amounts (e.g., salaries, credited service) and assumptions about the probability of occurrence of events far into the future (e.g., mortality, disabilities, retirements, employment terminations). Actuarially determined amounts are subject to continual review and potential modifications, as actual results are compared with past expectations and new estimates are made about the future.

Projections of benefits for financial reporting purposes are based on the substantive plan (the plan as understood by the employers and plan members) and include the types of benefits provided at the time of each valuation and the historical pattern of sharing benefit costs between the employers and plan members to that point. The projection of benefits for financial reporting purposes does not explicitly incorporate the potential effects of legal or contractual funding limitations.

Actuarial calculations reflect a long-term perspective. For a newly hired employee, actuarial calculations will take into account the employee's entire career with the employer and also take into consideration the benefits, if any, paid to the employee after termination of employment until the death of the employee and any applicable contingent annuitant. In many cases, actuarial calculations reflect several decades of service with the employer and the payment of benefits after termination.

Key methods and assumptions used in calculating the total OPEB liability in the latest actuarial valuation date of June 30, 2020 are presented below:

Wage inflation	3.00%
Future salary increases, including inflation	3.50% to 18.20%
Investment rate of return	7.50% net of investments expense, including inflation
Municipal bond index rate:	
Measurement date	3.13%
Prior measurement date	3.62%
Single equivalent interest rate, net of plan investment expense, including price inflation:	
Measurement date	3.22%
Prior measurement date	3.70%
Medical trend assumption:	
Measurement date	
Medicare	5.25 to 4.75%
Pre-Medicare	7.00 to 4.75%
Prior measurement date	
Medicare	5.375 to 4.75%
Pre-Medicare	7.25 to 4.75%

Mortality rates were based on the RP-2014 Blue Collar Mortality Table with fully generational projection and Scale BB, 120% of male rates and 110% of female rates. RP-2000 Disabled Mortality Table with 90% for male rates and 100% for female rates set back five years.

The most recent experience study was completed for the five year period ended June 30, 2015.

**EDUCATIONAL SERVICE CENTER OF CENTRAL OHIO  
FRANKLIN COUNTY, OHIO**

NOTES TO THE BASIC FINANCIAL STATEMENTS  
FOR THE FISCAL YEAR ENDED JUNE 30, 2020

**NOTE 19 - EDUCATIONAL SERVICE CENTER COUNCIL OF GOVERNMENTS - (Continued)**

The long-term expected rate of return on plan assets is reviewed as part of the actuarial five-year experience study. The most recent study covers fiscal years 2010 through 2015, and was adopted by the Board on April 21, 2016. Several factors are considered in evaluating the long-term rate of return assumption including long-term historical data, estimates inherent in current market data, and a log-normal distribution analysis in which best-estimate ranges of expected future real rates of return were developed by the investment consultant for each major asset class. These ranges were combined to produce the long-term expected rate of return, 7.50%, by weighting the expected future real rates of return by the target asset allocation percentage and then adding expected inflation. The capital market assumptions developed by the investment consultant are intended for use over a 10-year horizon and may not be useful in setting the long-term rate of return for funding pension plans which covers a longer timeframe. The assumption is intended to be a long-term assumption and is not expected to change absent a significant change in the asset allocation, a change in the inflation assumption, or a fundamental change in the market that alters expected returns in future years.

The target asset allocation and best estimates of arithmetic real rates of return for each major asset class, as used in the June 30, 2015 five-year experience study, are summarized as follows:

<u>Asset Class</u>	<u>Target Allocation</u>	<u>Long-Term Expected Real Rate of Return</u>
Cash	1.00 %	0.50 %
US Equity	22.50	4.75
International Equity	22.50	7.00
Fixed Income	19.00	1.50
Private Equity	10.00	8.00
Real Assets	15.00	5.00
Multi-Asset Strategies	10.00	3.00
Total	<u>100.00 %</u>	

**Discount Rate** - The discount rate used to measure the total OPEB liability at June 30, 2019 was 3.22%. The discount rate used to measure total OPEB liability prior to June 30, 2019 was 3.70%. The projection of cash flows used to determine the discount rate assumed that contributions will be made from members and the System at the state statute contribution rate of 2.00% of projected covered employee payroll each year, which includes a 1.50% payroll surcharge and 0.50% of contributions from the basic benefits plan. Based on these assumptions, the OPEB plan's fiduciary net position was projected to become insufficient to make future benefit payments during the fiscal year ending June 30, 2025. Therefore, the long-term expected rate of return on OPEB plan assets was used to present value the projected benefit payments through the fiscal year ending June 30, 2024 and the Fidelity General Obligation 20-year Municipal Bond Index rate of 3.13%, as of June 30, 2019 (i.e. municipal bond rate), was used to present value the projected benefit payments for the remaining years in the projection. A municipal bond rate of 3.62% was used as of June 30, 2018. The total present value of projected benefit payments from all years was then used to determine the single rate of return that was used as the discount rate. The projection of future benefit payments for all current plan members was until the benefit payments ran out.

**Sensitivity of the Council's Proportionate Share of the Net OPEB Liability to Changes in the Discount Rate and Changes in the Health Care Cost Trend Rates** - The net OPEB liability is sensitive to changes in the discount rate and the health care cost trend rate. The following table presents the net OPEB liability of SERS, what SERS' net OPEB liability would be if it were calculated using a discount rate that is 1 percentage point lower (2.22%) and higher (4.22%) than the current discount rate (3.22%). Also shown is what SERS' net OPEB liability would be based on health care cost trend rates that are 1 percentage point lower (6.00% decreasing to 3.75%) and higher (8.00% decreasing to 5.75%) than the current rate.

**EDUCATIONAL SERVICE CENTER OF CENTRAL OHIO  
FRANKLIN COUNTY, OHIO**

NOTES TO THE BASIC FINANCIAL STATEMENTS  
FOR THE FISCAL YEAR ENDED JUNE 30, 2020

**NOTE 19 - EDUCATIONAL SERVICE CENTER COUNCIL OF GOVERNMENTS - (Continued)**

	1% Decrease	Current Discount Rate	1% Increase
Council's proportionate share of the net OPEB liability	\$ 27,126,506	\$ 22,348,224	\$ 18,548,931

	1% Decrease	Current Trend Rate	1% Increase
Council's proportionate share of the net OPEB liability	\$ 17,905,455	\$ 22,348,224	\$ 28,242,704

***Actuarial Assumptions - STRS***

Key methods and assumptions used in the latest actuarial valuation, reflecting experience study results used in the July 1, 2019, actuarial valuation, compared with July 1, 2018, are presented below:

	July 1, 2019		July 1, 2018	
Inflation	2.50%		2.50%	
Projected salary increases	12.50% at age 20 to 2.50% at age 65		12.50% at age 20 to 2.50% at age 65	
Investment rate of return	7.45%, net of investment expenses, including inflation		7.45%, net of investment expenses, including inflation	
Payroll increases	3.00%		3.00%	
Cost-of-living adjustments (COLA)	0.00%		0.00%	
Discounted rate of return	7.45%		7.45%	
Blended discount rate of return	N/A		N/A	
Health care cost trends	Initial	Ultimate	Initial	Ultimate
Medical				
Pre-Medicare	5.87%	4.00%	6.00%	4.00%
Medicare	4.93%	4.00%	5.00%	4.00%
Prescription Drug				
Pre-Medicare	7.73%	4.00%	8.00%	4.00%
Medicare	9.62%	4.00%	-5.23%	4.00%

Projections of benefits include the historical pattern of sharing benefit costs between the employers and retired plan members.

For healthy retirees the mortality rates are based on the RP-2014 Annuitant Mortality Table with 50% of rates through age 69, 70% of rates between ages 70 and 79, 90% of rates between ages 80 and 84, and 100% of rates thereafter, projected forward generationally using mortality improvement scale MP-2016. For disabled retirees, mortality rates are based on the RP-2014 Disabled Mortality Table with 90% of rates for males and 100% of rates for females, projected forward generationally using mortality improvement scale MP-2016.

Actuarial assumptions used in the June 30, 2019 valuation are based on the results of an actuarial experience study for the period July 1, 2011 through June 30, 2016.

**EDUCATIONAL SERVICE CENTER OF CENTRAL OHIO  
FRANKLIN COUNTY, OHIO**

NOTES TO THE BASIC FINANCIAL STATEMENTS  
FOR THE FISCAL YEAR ENDED JUNE 30, 2020

**NOTE 19 - EDUCATIONAL SERVICE CENTER COUNCIL OF GOVERNMENTS - (Continued)**

**Assumption Changes Since the Prior Measurement Date** - There were no changes in assumptions since the prior measurement date of June 30, 2018.

**Benefit Term Changes Since the Prior Measurement Date** - There was no change to the claims costs process. Claim curves were trended to the fiscal year ending June 30, 2020 to reflect the current price renewals. The non-Medicare subsidy percentage was increased effective January 1, 2020 from 1.944% to 1.984% per year of service. The non-Medicare frozen subsidy base premium was increased effective January 1, 2020. The Medicare subsidy percentages were adjusted effective January 1, 2021 to 2.1% for the Medicare plan. The Medicare Part B monthly reimbursement elimination date was postponed to January 1, 2021.

STRS' investment consultant develops an estimate range for the investment return assumption based on the target allocation adopted by the Retirement Board. The target allocation and long-term expected rate of return for each major asset class are summarized as follows:

<u>Asset Class</u>	<u>Target Allocation*</u>	<u>Long-Term Expected Real Rate of Return **</u>
Domestic Equity	28.00 %	7.35 %
International Equity	23.00	7.55
Alternatives	17.00	7.09
Fixed Income	21.00	3.00
Real Estate	10.00	6.00
Liquidity Reserves	<u>1.00</u>	2.25
Total	<u><u>100.00 %</u></u>	

\* Target weights will be phased in over a 24-month period concluding on July 1, 2019.

\*\*10-Year geometric nominal returns, which include the real rate of return and inflation of 2.25% and does not include investment expenses. Over a 30-year period, STRS' investment consultant indicates that the above target allocations should generate a return above the actuarial rate of return, without net value added by management.

**Discount Rate** - The discount rate used to measure the total OPEB asset was 7.45% as of June 30, 2019. The projection of cash flows used to determine the discount rate assumes STRS Ohio continues to allocate no employer contributions to the health care fund. Based on these assumptions, the OPEB plan's fiduciary net position was projected to be available to make all projected future benefit payments to current plan members. Therefore, the long-term expected rate of return on health care plan investments of 7.45% was used to measure the total OPEB asset as of June 30, 2019.

**Sensitivity of the Council's Proportionate Share of the Net OPEB Asset to Changes in the Discount and Health Care Cost Trend Rate** - The following table represents the net OPEB asset as of June 30, 2019, calculated using the current period discount rate assumption of 7.45%, as well as what the net OPEB asset would be if it were calculated using a discount rate that is one percentage point lower (6.45%) or one percentage point higher (8.45%) than the current assumption. Also shown is the net OPEB asset as if it were calculated using health care cost trend rates that are one percentage point lower or one percentage point higher than the current health care cost trend rates.

**EDUCATIONAL SERVICE CENTER OF CENTRAL OHIO  
FRANKLIN COUNTY, OHIO**

NOTES TO THE BASIC FINANCIAL STATEMENTS  
FOR THE FISCAL YEAR ENDED JUNE 30, 2020

**NOTE 19 - EDUCATIONAL SERVICE CENTER COUNCIL OF GOVERNMENTS - (Continued)**

	1% Decrease	Current Discount Rate	1% Increase
Council's proportionate share of the net OPEB asset	\$ 3,962,105	\$ 4,643,268	\$ 5,215,967
	1% Decrease	Current Trend Rate	1% Increase
Council's proportionate share of the net OPEB asset	\$ 5,265,253	\$ 4,643,268	\$ 3,881,488

**J. Public Entity Shared Risk Pool**

The Council is a member of the Optimal Health Initiatives Consortium (the “Consortium”), a public entity shared risk pool, consisting of school districts and other entities whose self-insurance programs for health care benefits were administered previously under the Scioto County Schools Council of Governments, the Northern Buckeye Education Council, and the Butler Health Plan. The overall objective of the Consortium is to enable its members to purchase employee benefits and related products and services using the Consortium’s economies of scale to create cost-savings. Members pay monthly premiums to the Consortium based on the benefits structure selected and the risk of loss transfers to the Consortium upon payment of these premiums. The Consortium’s business and affairs are managed by an Executive Board of Trustees, consisting of the chairperson of each division’s board of trustees and the chairperson of the Butler Health Plan. The participants pay an administrative fee to the fiscal agent to cover the costs of administering the Consortium. To obtain financial information, write to the fiscal agent, Charlie LeBoeuf, Mountjoy Chilton Medley LLP, 201 East 5<sup>th</sup> Street, Suite 2100, Cincinnati, Ohio 45202.

**K. COVID-19**

The United States and the State of Ohio declared a state of emergency in March 2020 due to the COVID-19 pandemic. The financial impact of COVID-19 and the ensuing emergency measures will impact subsequent periods of the Council. The Council’s investment portfolio and the investments of the pension and other employee benefit plans are subject to increased market volatility, which could result in a significant decline in fair value, consistent with the general decline in financial markets. However, because the values of individual investments fluctuate with market conditions, the amount of losses that will be recognized in subsequent periods, if any, cannot be determined. In addition, the impact on the Council’s future operating costs, revenues, and any recovery from emergency funding, either federal or state, cannot be estimated.

THIS PAGE IS INTENTIONALLY LEFT BLANK



REQUIRED SUPPLEMENTARY INFORMATION

**EDUCATIONAL SERVICE CENTER OF CENTRAL OHIO  
FRANKLIN COUNTY, OHIO**

SCHEDULES OF REQUIRED SUPPLEMENTARY INFORMATION

SCHEDULE OF THE CENTER'S PROPORTIONATE SHARE OF  
THE NET PENSION LIABILITY  
SCHOOL EMPLOYEES RETIREMENT SYSTEM (SERS) OF OHIO

LAST SEVEN FISCAL YEARS

	<u>2020</u>	<u>2019</u>	<u>2018</u>	<u>2017</u>
Center's proportion of the net pension liability	0.16089270%	0.16511640%	0.17405680%	0.19317510%
Center's proportionate share of the net pension liability	\$ 9,626,492	\$ 9,456,522	\$ 10,399,509	\$ 14,138,635
Center's covered payroll	\$ 5,501,630	\$ 5,628,904	\$ 5,646,993	\$ 6,078,200
Center's proportionate share of the net pension liability as a percentage of its covered payroll	174.98%	168.00%	184.16%	232.61%
Plan fiduciary net position as a percentage of the total pension liability	70.85%	71.36%	69.50%	62.98%

Note: Information prior to 2014 was unavailable. Schedule is intended to show information for 10 years. Additional years will be displayed as they become available.

Amounts presented for each fiscal year were determined as of the Center's measurement date which is the prior year-end.

SEE ACCOMPANYING NOTES TO THE REQUIRED SUPPLEMENTARY INFORMATION

<u>2016</u>	<u>2015</u>	<u>2014</u>
0.20487570%	0.23788900%	0.23788900%
\$ 11,690,406	\$ 12,039,427	\$ 14,146,495
\$ 6,167,830	\$ 6,912,590	\$ 7,826,640
189.54%	174.17%	180.75%
69.16%	71.70%	65.52%

**EDUCATIONAL SERVICE CENTER OF CENTRAL OHIO  
FRANKLIN COUNTY, OHIO**

SCHEDULES OF REQUIRED SUPPLEMENTARY INFORMATION

SCHEDULE OF THE CENTER'S PROPORTIONATE SHARE OF  
THE NET PENSION LIABILITY  
STATE TEACHERS RETIREMENT SYSTEM (STRS) OF OHIO

LAST SEVEN FISCAL YEARS

	<u>2020</u>	<u>2019</u>	<u>2018</u>	<u>2017</u>
Center's proportion of the net pension liability	0.16422679%	0.15900265%	0.16419262%	0.16685371%
Center's proportionate share of the net pension liability	\$ 36,317,768	\$ 34,961,113	\$ 39,004,309	\$ 55,850,966
Center's covered payroll	\$ 19,532,650	\$ 18,545,257	\$ 18,018,229	\$ 17,577,250
Center's proportionate share of the net pension liability as a percentage of its covered payroll	185.93%	188.52%	216.47%	317.75%
Plan fiduciary net position as a percentage of the total pension liability	77.40%	77.31%	75.30%	66.80%

Note: Information prior to 2014 was unavailable. Schedule is intended to show information for 10 years. Additional years will be displayed as they become available.

Amounts presented for each fiscal year were determined as of the Center's measurement date which is the prior year-end.

SEE ACCOMPANYING NOTES TO THE REQUIRED SUPPLEMENTARY INFORMATION

<u>2016</u>	<u>2015</u>	<u>2014</u>
0.17542981%	0.16548631%	0.16548631%
\$ 48,483,668	\$ 40,251,998	\$ 47,947,916
\$ 18,576,157	\$ 16,908,131	\$ 17,757,077
261.00%	238.06%	270.02%
72.10%	74.70%	69.30%

**EDUCATIONAL SERVICE CENTER OF CENTRAL OHIO  
FRANKLIN COUNTY, OHIO**

SCHEDULES OF REQUIRED SUPPLEMENTARY INFORMATION

SCHEDULE OF CENTER PENSION CONTRIBUTIONS  
SCHOOL EMPLOYEES RETIREMENT SYSTEM (SERS) OF OHIO

	LAST TEN FISCAL YEARS			
	<u>2020</u>	<u>2019</u>	<u>2018</u>	<u>2017</u>
Contractually required contribution	\$ 775,472	\$ 742,720	\$ 759,902	\$ 790,579
Contributions in relation to the contractually required contribution	<u>(775,472)</u>	<u>(742,720)</u>	<u>(759,902)</u>	<u>(790,579)</u>
Contribution deficiency (excess)	<u>\$ -</u>	<u>\$ -</u>	<u>\$ -</u>	<u>\$ -</u>
Center's covered payroll	\$ 5,539,086	\$ 5,501,630	\$ 5,628,904	\$ 5,646,993
Contributions as a percentage of covered payroll	14.00%	13.50%	13.50%	14.00%

SEE ACCOMPANYING NOTES TO THE REQUIRED SUPPLEMENTARY INFORMATION

<u>2016</u>	<u>2015</u>	<u>2014</u>	<u>2013</u>	<u>2012</u>	<u>2011</u>
\$ 850,948	\$ 812,920	\$ 958,085	\$ 1,083,207	\$ 1,323,702	\$ 1,515,498
<u>(850,948)</u>	<u>(812,920)</u>	<u>(958,085)</u>	<u>(1,083,207)</u>	<u>(1,323,702)</u>	<u>(1,515,498)</u>
<u>\$ -</u>	<u>\$ -</u>	<u>\$ -</u>	<u>\$ -</u>	<u>\$ -</u>	<u>\$ -</u>
\$ 6,078,200	\$ 6,167,830	\$ 6,912,590	\$ 7,826,640	\$ 9,841,651	\$ 12,056,468
14.00%	13.18%	13.86%	13.84%	13.45%	12.57%

**EDUCATIONAL SERVICE CENTER OF CENTRAL OHIO  
FRANKLIN COUNTY, OHIO**

SCHEDULES OF REQUIRED SUPPLEMENTARY INFORMATION

SCHEDULE OF CENTER PENSION CONTRIBUTIONS  
STATE TEACHERS RETIREMENT SYSTEM (STRS) OF OHIO

	LAST TEN FISCAL YEARS			
	<u>2020</u>	<u>2019</u>	<u>2018</u>	<u>2017</u>
Contractually required contribution	\$ 3,105,987	\$ 2,734,571	\$ 2,596,336	\$ 2,522,552
Contributions in relation to the contractually required contribution	<u>(3,105,987)</u>	<u>(2,734,571)</u>	<u>(2,596,336)</u>	<u>(2,522,552)</u>
Contribution deficiency (excess)	<u>\$ -</u>	<u>\$ -</u>	<u>\$ -</u>	<u>\$ -</u>
Center's covered payroll	\$ 22,185,621	\$ 19,532,650	\$ 18,545,257	\$ 18,018,229
Contributions as a percentage of covered payroll	14.00%	14.00%	14.00%	14.00%

SEE ACCOMPANYING NOTES TO THE REQUIRED SUPPLEMENTARY INFORMATION



<u>2016</u>	<u>2015</u>	<u>2014</u>	<u>2013</u>	<u>2012</u>	<u>2011</u>
\$ 2,460,815	\$ 2,600,662	\$ 2,198,057	\$ 2,308,420	\$ 2,313,741	\$ 2,427,563
<u>(2,460,815)</u>	<u>(2,600,662)</u>	<u>(2,198,057)</u>	<u>(2,308,420)</u>	<u>(2,313,741)</u>	<u>(2,427,563)</u>
<u>\$ -</u>	<u>\$ -</u>	<u>\$ -</u>	<u>\$ -</u>	<u>\$ -</u>	<u>\$ -</u>
\$ 17,577,250	\$ 18,576,157	\$ 16,908,131	\$ 17,757,077	\$ 17,798,008	\$ 18,673,562
14.00%	14.00%	13.00%	13.00%	13.00%	13.00%

**EDUCATIONAL SERVICE CENTER OF CENTRAL OHIO  
FRANKLIN COUNTY, OHIO**

SCHEDULES OF REQUIRED SUPPLEMENTARY INFORMATION

SCHEDULE OF THE CENTER'S PROPORTIONATE SHARE OF  
THE NET OPEB LIABILITY  
SCHOOL EMPLOYEES RETIREMENT SYSTEM (SERS) OF OHIO

LAST FOUR FISCAL YEARS

	<u>2020</u>	<u>2019</u>	<u>2018</u>	<u>2017</u>
Center's proportion of the net OPEB liability	0.15106270%	0.15741410%	0.16353190%	0.18184008%
Center's proportionate share of the net OPEB liability	\$ 3,798,909	\$ 4,367,092	\$ 4,388,767	\$ 5,183,115
Center's covered payroll	\$ 5,501,630	\$ 5,628,904	\$ 5,646,993	\$ 6,078,200
Center's proportionate share of the net OPEB liability as a percentage of its covered payroll	69.05%	77.58%	77.72%	85.27%
Plan fiduciary net position as a percentage of the total OPEB liability	15.57%	13.57%	12.46%	11.49%

Note: Information prior to 2017 was unavailable. Schedule is intended to show information for 10 years. Additional years will be displayed as they become available.

Amounts presented for each fiscal year were determined as of the Center's measurement date which is the prior year-end.

SEE ACCOMPANYING NOTES TO THE REQUIRED SUPPLEMENTARY INFORMATION

**EDUCATIONAL SERVICE CENTER OF CENTRAL OHIO  
FRANKLIN COUNTY, OHIO**

SCHEDULES OF REQUIRED SUPPLEMENTARY INFORMATION

SCHEDULE OF THE CENTER'S PROPORTIONATE SHARE OF  
THE NET OPEB LIABILITY/ASSET  
STATE TEACHERS RETIREMENT SYSTEM (STRS) OF OHIO

LAST FOUR FISCAL YEARS

	<u>2020</u>	<u>2019</u>	<u>2018</u>	<u>2017</u>
Center's proportion of the net OPEB liability/asset	0.16422679%	0.15900265%	0.16419262%	0.16685371%
Center's proportionate share of the net OPEB liability/(asset)	\$ (2,719,989)	\$ (2,555,010)	\$ 6,406,190	\$ 8,923,380
Center's covered payroll	\$ 19,532,650	\$ 18,545,257	\$ 18,018,229	\$ 17,577,250
Center's proportionate share of the net OPEB liability/asset as a percentage of its covered payroll	13.93%	13.78%	35.55%	50.77%
Plan fiduciary net position as a percentage of the total OPEB liability/asset	174.70%	176.00%	47.10%	37.30%

Note: Information prior to 2017 was unavailable. Schedule is intended to show information for 10 years. Additional years will be displayed as they become available.

Amounts presented for each fiscal year were determined as of the Center's measurement date which is the prior year-end.

SEE ACCOMPANYING NOTES TO THE REQUIRED SUPPLEMENTARY INFORMATION

**EDUCATIONAL SERVICE CENTER OF CENTRAL OHIO  
FRANKLIN COUNTY, OHIO**

SCHEDULES OF REQUIRED SUPPLEMENTARY INFORMATION

SCHEDULE OF CENTER OPEB CONTRIBUTIONS  
SCHOOL EMPLOYEES RETIREMENT SYSTEM (SERS) OF OHIO

	LAST TEN FISCAL YEARS			
	<u>2020</u>	<u>2019</u>	<u>2018</u>	<u>2017</u>
Contractually required contribution	\$ 23,769	\$ 54,941	\$ 68,347	\$ 28,555
Contributions in relation to the contractually required contribution	<u>(23,769)</u>	<u>(54,941)</u>	<u>(68,347)</u>	<u>(28,555)</u>
Contribution deficiency (excess)	<u>\$ -</u>	<u>\$ -</u>	<u>\$ -</u>	<u>\$ -</u>
Center's covered payroll	\$ 5,539,086	\$ 5,501,630	\$ 5,628,904	\$ 5,646,993
Contributions as a percentage of covered payroll	0.43%	1.00%	1.21%	0.51%

SEE ACCOMPANYING NOTES TO THE REQUIRED SUPPLEMENTARY INFORMATION

<u>2016</u>	<u>2015</u>	<u>2014</u>	<u>2013</u>	<u>2012</u>	<u>2011</u>
\$ 32,219	\$ 69,724	\$ 148,575	\$ 155,769	\$ 230,142	\$ 392,041
<u>(32,219)</u>	<u>(69,724)</u>	<u>(148,575)</u>	<u>(155,769)</u>	<u>(230,142)</u>	<u>(392,041)</u>
<u>\$ -</u>	<u>\$ -</u>	<u>\$ -</u>	<u>\$ -</u>	<u>\$ -</u>	<u>\$ -</u>
\$ 6,078,200	\$ 6,167,830	\$ 6,912,590	\$ 7,826,640	\$ 9,841,651	\$ 12,056,468
0.53%	1.13%	2.15%	1.99%	2.34%	3.25%

**EDUCATIONAL SERVICE CENTER OF CENTRAL OHIO  
FRANKLIN COUNTY, OHIO**

SCHEDULES OF REQUIRED SUPPLEMENTARY INFORMATION

SCHEDULE OF CENTER OPEB CONTRIBUTIONS  
STATE TEACHERS RETIREMENT SYSTEM (STRS) OF OHIO

	LAST TEN FISCAL YEARS			
	<u>2020</u>	<u>2019</u>	<u>2018</u>	<u>2017</u>
Contractually required contribution	\$ -	\$ -	\$ -	\$ -
Contributions in relation to the contractually required contribution	<u>-</u>	<u>-</u>	<u>-</u>	<u>-</u>
Contribution deficiency (excess)	<u>\$ -</u>	<u>\$ -</u>	<u>\$ -</u>	<u>\$ -</u>
Center's covered payroll	\$ 22,185,621	\$ 19,532,650	\$ 18,545,257	\$ 18,018,229
Contributions as a percentage of covered payroll	0.00%	0.00%	0.00%	0.00%

SEE ACCOMPANYING NOTES TO THE REQUIRED SUPPLEMENTARY INFORMATION

<u>2016</u>	<u>2015</u>	<u>2014</u>	<u>2013</u>	<u>2012</u>	<u>2011</u>
\$ -	\$ -	\$ 170,750	\$ 177,571	\$ 177,980	\$ 189,736
-	-	(170,750)	(177,571)	(177,980)	(189,736)
<u>\$ -</u>	<u>\$ -</u>	<u>\$ -</u>	<u>\$ -</u>	<u>\$ -</u>	<u>\$ -</u>
\$ 17,577,250	\$ 18,576,157	\$ 16,908,131	\$ 17,757,077	\$ 17,798,008	\$ 18,673,562
0.00%	1.00%	1.00%	1.00%	1.00%	1.00%

**EDUCATIONAL SERVICE CENTER OF CENTRAL OHIO  
FRANKLIN COUNTY, OHIO**

NOTES TO THE REQUIRED SUPPLEMENTARY INFORMATION  
FOR THE FISCAL YEAR ENDED JUNE 30, 2020

PENSION

---

*SCHOOL EMPLOYEES RETIREMENT SYSTEM (SERS) OF OHIO*

Changes in benefit terms: There were no changes in benefit terms from the amounts reported for fiscal years 2014-2017. For fiscal year 2018, SERS changed from a fixed 3% annual increase to a Cost of Living Adjustment (COLA) based on the changes in the Consumer Price Index (CPI-W), with a cap of 2.5% and a floor of 0%. There were no changes in benefit terms from the amounts previously reported for fiscal years 2019-2020.

Changes in assumptions: There were no changes in methods and assumptions used in the calculation of actuarial determined contributions for fiscal years 2014-2016. For fiscal year 2017, the following changes of assumptions affected the total pension liability since the prior measurement date: (a) the assumed rate of inflation was reduced from 3.25% to 3.00%, (b) payroll growth assumption was reduced from 4.00% to 3.50%, (c) assumed real wage growth was reduced from 0.75% to 0.50%, (d) Rates of withdrawal, retirement and disability were updated to reflect recent experience, (e) mortality among active members was updated to RP-2014 Blue Collar Mortality Table with fully generational projection and a five year age set-back for both males and females, (f) mortality among service retired members, and beneficiaries was updated to the following RP-2014 Blue Collar Mortality Table with fully generational projection with Scale BB, 120% of male rates, and 110% of female rates, (g) mortality among disabled members was updated to RP-2000 Disabled Mortality Table, 90% for male rates and 100% for female rates, set back five years is used for the period after disability retirement and (h) the discount rate was reduced from 7.75% to 7.50%. There were no changes in methods and assumptions used in the calculation of actuarial determined contributions for fiscal years 2018-2020.

*STATE TEACHERS RETIREMENT SYSTEM (STRS) OF OHIO*

Changes in benefit terms: There were no changes in benefit terms from the amounts reported for fiscal years 2014-2017. For fiscal year 2018, STRS decreased the Cost of Living Adjustment (COLA) to zero. There were no changes in benefit terms from amounts previously reported for fiscal years 2019-2020.

Changes in assumptions: There were no changes in methods and assumptions used in the calculation of actuarial determined contributions for fiscal years 2014-2017. For fiscal year 2018, the following changes of assumption affected the total pension liability since the prior measurement date: (a) the long term expected rate of return was reduced from 7.75% to 7.45%, (b) the inflation assumption was lowered from 2.75% to 2.50%, (c) the payroll growth assumption was lowered to 3.00%, (d) total salary increases rate was lowered by decreasing the merit component of the individual salary increases, in addition to a decrease of 0.25% due to lower inflation (e) the healthy and disabled mortality assumptions were updated to the RP-2014 mortality tables with generational improvement scale MP-2016 and (f) rates of retirement, termination and disability were modified to better reflect anticipated future experience. There were no changes in methods and assumptions used in the calculation of actuarial determined contributions for fiscal year 2020.

(Continued)



**EDUCATIONAL SERVICE CENTER OF CENTRAL OHIO  
FRANKLIN COUNTY, OHIO**

NOTES TO THE REQUIRED SUPPLEMENTARY INFORMATION (CONTINUED)  
FOR THE FISCAL YEAR ENDED JUNE 30, 2020

OTHER POSTEMPLOYMENT BENEFITS (OPEB)

---

*SCHOOL EMPLOYEES RETIREMENT SYSTEM (SERS) OF OHIO*

Changes in benefit terms: There were no changes in benefit terms from the amounts previously reported for fiscal years 2017-2020.

Changes in assumptions: There were no changes in methods and assumptions used in the calculation of actuarial determined contributions for fiscal year 2017. For fiscal year 2018, the following changes of assumptions affected the total OPEB liability since the prior measurement date: (a) assumed rate of inflation was reduced from 3.25% to 3.00%, (b) payroll growth assumption was reduced from 4.00% to 3.50%, (c) assumed real wage growth was reduced from 0.75% to 0.50%, (d) rates of withdrawal, retirement, and disability were updated to reflect recent experience, (e) mortality among active members was updated to the following: RP-2014 Blue Collar Mortality Table with fully generational projection and a five-year age set-back for both males and females, (f) mortality among service retired members, and beneficiaries was updated to the following: RP-2014 Blue Collar Mortality Table with fully generational projection with Scale BB, 120% of male rates, and 110% of female rates, (g) mortality among disabled members was updated to the following: RP-2000 Disabled Mortality Table, 90% for male rates and 100% for female rates, set back five years is used for the period after disability retirement, (h) the municipal bond index rate increased from 2.92% to 3.56% and (i) the single equivalent interest rate, net of plan investment expense, including price inflation increased from 2.98% to 3.63%. For fiscal year 2019, the following changes of assumptions affected the total OPEB liability since the prior measurement date: (a) the discount rate increased from 3.63% to 3.70%, (b) the health care cost trend rates for Medicare were changed from a range of 5.50%-5.00% to a range of 5.375%-4.75% and Pre-Medicare were changed from a range of 7.50%-5.00% to a range of 7.25%-4.75%, (c) the municipal bond index rate increased from 3.56% to 3.62% and (d) the single equivalent interest rate, net of plan investment expense, including price inflation increased from 3.63% to 3.70%. For fiscal year 2020, the following changes of assumptions affected the total OPEB liability since the prior measurement date: (a) the discount rate decreased from 3.70% to 3.22%, (b) the health care cost trend rates for Medicare were changed from a range of 5.375%-4.75% to a range of 5.25%-4.75% and Pre-Medicare were changed from a range of 7.25%-4.75% to a range of 7.00%-4.75%, (c) the municipal bond index rate decreased from 3.62% to 3.13% and (d) the single equivalent interest rate, net of plan investment expense, including price inflation decreased from 3.70% to 3.22%.

*STATE TEACHERS RETIREMENT SYSTEM (STRS) OF OHIO*

Changes in benefit terms: There were no changes in benefit terms from the amounts previously reported for fiscal year 2017. For fiscal year 2018, STRS reduced the subsidy multiplier for non-Medicare benefit recipients from 2.1% to 1.9% per year of service. Medicare Part B premium reimbursements were discontinued for certain survivors and beneficiaries and all remaining Medicare Part B premium reimbursements will be discontinued beginning January 2019. For fiscal year 2019, STRS increased the subsidy multiplier for non-Medicare benefit recipients from 1.9% to 1.944% per year of service effective January 1, 2019. The non-Medicare frozen subsidy base premium was increased January 1, 2019 and all remaining Medicare Part B premium reimbursements will be discontinued beginning January 1, 2020. For fiscal year 2020, STRS increase the subsidy percentage from 1.944% to 1.984% effective January 1, 2020. The Medicare subsidy percentages were adjusted effective January 1, 2021 to 2.1% for the Medicare plan. The Medicare Part B monthly reimbursement elimination date was postponed to January 1, 2021.

Changes in assumptions: There were no changes in methods and assumptions used in the calculation of actuarial determined contributions for fiscal year 2017. For fiscal year 2018, the following changes of assumption affected the total OPEB liability since the prior measurement date: (a) the discount rate was increased from 3.26% to 4.13% based on the methodology defined under GASB Statement No. 74, Financial Reporting for Postemployment Benefit Plans Other Than Pension Plans (OPEB), (b) the long term expected rate of return was reduced from 7.75% to 7.45%, (c) valuation year per capita health care costs were updated, and the salary scale was modified, (d) the percentage of future retirees electing each option was updated based on current data and the percentage of future disabled retirees and terminated vested participants electing health coverage were decreased and (e) the assumed mortality, disability, retirement, withdrawal and future health care cost trend rates were modified along with the portion of rebated prescription drug costs. For fiscal year 2019, the following changes of assumptions affected the total OPEB liability/asset since the prior measurement date: (a) the discount rate was increased from the blended rate of 4.13% to the long-term expected rate of return of 7.45% based on the methodology defined under GASB Statement No. 74, Financial Reporting for Postemployment Benefit Plans Other Than Pension Plans (OPEB) and (b) decrease in health care cost trend rates from 6.00%-11.00% initial; 4.50% ultimate down to Medical Pre-Medicare 6.00% and Medicare 5.00% initial; 4.00% ultimate and Prescription Drug Pre-Medicare 8.00% and Medicare (5.23%) initial; 4.00% ultimate. For fiscal year 2020, health care cost trend rates were changed to the following: medical pre-medicare from 6.00% initial - 4.00% ultimate down to 5.87% initial - 4.00% ultimate; medical medicare from 5.00% initial - 4.00% ultimate down to 4.93% initial - 4.00% ultimate; prescription drug pre-medicare from 8.00% initial - 4.00% ultimate down to 7.73% initial - 4.00% ultimate and (5.23%) initial - 4.00% ultimate up to 9.62% initial - 4.00% ultimate.

**THIS PAGE INTENTIONALLY LEFT BLANK**

**EDUCATIONAL SERVICE CENTER OF CENTRAL OHIO  
FRANKLIN COUNTY  
SCHEDULE OF FEDERAL AWARDS  
FOR THE FISCAL YEAR ENDED JUNE 30, 2020**

Federal Grantor/ Pass Through Grantor Program Title	Federal CFDA Number	Pass Through Entity Identifying Number	Passed Through to Subrecipients	Expenditures
<b><u>U.S. DEPARTMENT OF EDUCATION</u></b>				
<i>Direct:</i>				
Rehabilitation Services Demonstration and Training Programs	84.235	H235E140009	-	58,396
Rehabilitation Services Demonstration and Training Programs	84.235	H235E140009	-	47,603
Total Rehabilitation Services Demonstration and Training Programs			-	105,998
<i>Passed Through the Ohio Department of Education:</i>				
<i>Special Education Cluster:</i>				
Special Education - Grants to States	84.027	H027A190111	-	1,794,379
Special Education - Grants to States	84.027	H027A170111	-	198,946
Special Education - Grants to States	84.027	H027A170111	-	51,149
Special Education - Grants to States	84.027	H027A180111	-	8,502
Special Education - Preschool Grants	84.173	NA	-	71,284
Special Education - Preschool Grants	84.173	NA	-	11,567
Special Education - Preschool Grants	84.173	H173A170119	54,600	58,677
Special Education - Preschool Grants	84.173	H173A180119	-	25
Special Education - Preschool Grants	84.173	H173A190119	-	17,774
Special Education - Preschool Grants	84.173	H173A180119	-	2,451
Total Special Education Cluster			54,600	2,214,754
English Language Acquisition State Grants	84.365	S365A170035	59,240	59,240
English Language Acquisition State Grants	84.365	S365A180035	29,291	37,257
Total English Language Acquisition State Grants			88,531	96,497
Improving Teacher Quality State Grants	84.367	S637A180034	-	9,938
Total Improving Teacher Quality State Grants			-	9,938
Title 1 Grants to Local Educational Agencies	84.010	S010A190035	-	112,870
Title 1 Grants to Local Educational Agencies	84.010	S010A180035	-	9,678
Total Title 1 Grants to Local Educational Agencies			-	122,548
Striving Readers	84.371	S371C170019	-	257,140
Striving Readers	84.371	S371C170019	-	22,695
Striving Readers	84.371	S371C170019	-	58,348
Striving Readers	84.371	S371C170019	-	63,808
Total Striving Readers			-	401,991
<b>Total Passed Through the Ohio Department of Education</b>			<b>143,131</b>	<b>2,845,728</b>
<i>Passed through Columbus State Community College</i>				
Education Innovation and Research	84.411	1516-013-02	-	312,264
<b>TOTAL U.S. DEPARTMENT OF EDUCATION</b>			<b>143,131</b>	<b>3,263,990</b>
<b><u>CORPORATION FOR NATIONAL AND COMMUNITY SERVICE</u></b>				
<i>Passed Through Ohio Commission on Service and Volunteerism:</i>				
AmeriCorps	94.006	18ACH-1502-20-OC108	-	727,816
AmeriCorps	94.006	18ACH-1502-19-OC108	-	135,722
AmeriCorps	94.006	18AFH-1502-20-OC139	-	112,179
AmeriCorps	94.006	18AFH-1502-19-OC125	-	54,596
Total AmeriCorps			-	1,030,313
<b><u>U.S. DEPARTMENT OF HEALTH AND HUMAN SERVICES</u></b>				
<i>Passed through the Ohio Department of Job &amp; Family Services:</i>				
Refugee and Entrant Assistance - State Administered Programs	93.566	G-2021-17-0093	80,830	86,509
Refugee and Entrant Assistance - State Administered Programs	93.566	G-1819-17-0631	72,920	80,476
Total Refugee and Entrant Assistance - State Administered Programs			153,750	166,985
<i>Passed through the Franklin County Public Health Board:</i>				
Substance Abuse and Mental Health Services Projects of Regional and National Significance	93.243	NA	-	16,342
<i>Passed through the Franklin County Department of Job &amp; Family Services:</i>				
Temporary Assistance for Needy Families	93.558	1502OHTANF	-	953,879
<i>Passed through the Ohio Family and Children First:</i>				
Stephanie Tubbs Jones Child Welfare Services Program	93.645	5AU-20-C0025	-	19,869
Promoting Safe and Stable Families	93.556	5AU-20-C0025	-	160,759
Promoting Safe and Stable Families	93.556	5AU-20-C0025-2	-	30,000
Total Passed through the Ohio Family and Children First:			-	210,628
<i>Passed through the Ohio Department of Developmental Disabilities:</i>				
Developmental Disabilities Basic Support and Advocacy Grants	93.630	1901OHBSSDD	-	16,594
Special Education - Grants for Infants and Families	84.181	H181A180024	-	896,127
Special Education - Grants for Infants and Families	84.181	H181A190024	-	242,316
Total Special Education - Grants for Infants and Families			-	1,138,443
Total Passed through the Ohio Department of Developmental Disabilities:			-	1,155,037
<b>TOTAL U.S. DEPARTMENT OF HEALTH AND HUMAN SERVICES</b>			<b>153,750</b>	<b>2,502,871</b>
<b><u>U.S. DEPARTMENT OF JUSTICE</u></b>				
<i>Passed through the City of Columbus</i>				
Comprehensive Opioid Abuse Site-Based Program	16.838	31-0914093	-	210,219
<b>TOTALS</b>			<b>\$ 296,881</b>	<b>\$ 7,007,393</b>

The accompanying notes to this schedule are an integral part of this schedule.

**EDUCATIONAL SERVICE CENTER OF CENTRAL OHIO  
FRANKLIN COUNTY  
NOTES TO THE SCHEDULE OF EXPENDITURES OF FEDERAL AWARDS  
2CFR 200.510(b)(6)  
FOR THE YEAR ENDED JUNE 30, 2020**

**NOTE A – BASIS OF PRESENTATION**

The accompanying Schedule of Expenditures of Federal Awards (the Schedule) includes the federal award activity of the Educational Service Center of Central Ohio (the Center's) under programs of the federal government for the year ended June 30, 2020. The information on this Schedule is prepared in accordance with the requirements of Title 2 U.S. Code of Federal Regulations Part 200, Uniform Administrative Requirements, Cost Principles, and Audit Requirements for Federal Awards (Uniform Guidance). Because the Schedule presents only a selected portion of the operations of the Center, it is not intended to and does not present the financial position, changes in net position, or cash flows of the Center.

**NOTE B – SUMMARY OF SIGNIFICANT ACCOUNTING POLICIES**

Expenditures reported on the Schedule are reported on the cash basis of accounting. Such expenditures are recognized following cost principles contained in Uniform Guidance wherein certain types of expenditures may or may not be allowable or may be limited as to reimbursement.

**NOTE C – Indirect Cost Rate**

The Center has elected not to use the 10-percent de minimis indirect cost rate as allowed under the Uniform Guidance.

**NOTE D - SUBRECIPIENTS**

The Center passes certain federal awards received from the Ohio Department of Education and the Ohio Department of Jobs and Family Services to other governments or not-for-profit agencies (subrecipients). As Note B describes, the Center reports expenditures of Federal awards to subrecipients when paid in cash. As a subrecipient, the Center has certain compliance responsibilities, such as monitoring its subrecipients to help assure they use these subawards as authorized by laws, regulations, and the provisions of contracts or grant agreements, and that subrecipients achieve the award's performance goals.

**NOTE E - MATCHING REQUIREMENTS**

Certain Federal programs require the Center to contribute non-Federal funds (matching funds) to support the Federally-funded programs. The Center has met its matching requirements. The Schedule does not include the expenditure of non-Federal matching funds.

# OHIO AUDITOR OF STATE KEITH FABER



88 East Broad Street, 5<sup>th</sup> Floor  
Columbus, Ohio 43215-3506  
(614) 466-3402 or (800) 443-9275  
CentralRegion@ohioauditor.gov

## INDEPENDENT AUDITOR'S REPORT ON INTERNAL CONTROL OVER FINANCIAL REPORTING AND ON COMPLIANCE AND OTHER MATTERS REQUIRED BY GOVERNMENT AUDITING STANDARDS

Educational Service Center of Central Ohio  
Franklin County  
2080 Citygate Drive  
Columbus, Ohio 43219

To the Governing Board:

We have audited, in accordance with auditing standards generally accepted in the United States and the Comptroller General of the United States' *Government Auditing Standards*, the financial statements of the governmental activities, the discretely presented component unit, each major fund, and the aggregate remaining fund information of the Educational Service Center of Central Ohio, Franklin County, (the Center) as of and for the year ended June 30, 2020, and the related notes to the financial statements, which collectively comprise the Center's basic financial statements and have issued our report thereon dated March 22, 2021, wherein we noted the financial impact of COVID-19 and the continuing emergency measures, which may impact subsequent periods of the Center.

### ***Internal Control Over Financial Reporting***

As part of our financial statement audit, we considered the Center's internal control over financial reporting (internal control) as a basis for designing audit procedures appropriate in the circumstances to the extent necessary to support our opinions on the financial statements, but not to the extent necessary to opine on the effectiveness of the Center's internal control. Accordingly, we have not opined on it.

A *deficiency in internal control* exists when the design or operation of a control does not allow management or employees, when performing their assigned functions, to prevent, or detect and timely correct misstatements. A *material weakness* is a deficiency, or combination of internal control deficiencies resulting in a reasonable possibility that internal control will not prevent or detect and timely correct a material misstatement of the Center's financial statements. A *significant deficiency* is a deficiency, or a combination of deficiencies, in internal control that is less severe than a material weakness, yet important enough to merit attention by those charged with governance.

Our consideration of internal control was for the limited purpose described in the first paragraph of this section and was not designed to identify all internal control deficiencies that might be material weaknesses or significant deficiencies. Given these limitations, we did not identify any deficiencies in internal control that we consider material weaknesses. However, unidentified material weaknesses may exist.

***Compliance and Other Matters***

As part of reasonably assuring whether the Center's financial statements are free of material misstatement, we tested its compliance with certain provisions of laws, regulations, contracts, and grant agreements, noncompliance with which could directly and materially affect the financial statements. However, opining on compliance with those provisions was not an objective of our audit and accordingly, we do not express an opinion. The results of our tests disclosed no instances of noncompliance or other matters we must report under *Government Auditing Standards*.

***Purpose of this Report***

This report only describes the scope of our internal control and compliance testing and our testing results, and does not opine on the effectiveness of the Center's internal control or on compliance. This report is an integral part of an audit performed under *Government Auditing Standards* in considering the Center's internal control and compliance. Accordingly, this report is not suitable for any other purpose.



Keith Faber  
Auditor of State  
Columbus, Ohio

March 22, 2021

# OHIO AUDITOR OF STATE KEITH FABER



88 East Broad Street, 5<sup>th</sup> Floor  
Columbus, Ohio 43215-3506  
(614) 466-3402 or (800) 443-9275  
CentralRegion@ohioauditor.gov

## INDEPENDENT AUDITOR'S REPORT ON COMPLIANCE WITH REQUIREMENTS APPLICABLE TO THE MAJOR FEDERAL PROGRAMS AND ON INTERNAL CONTROL OVER COMPLIANCE REQUIRED BY THE UNIFORM GUIDANCE

Educational Service Center of Central Ohio  
Franklin County  
2080 Citygate Drive  
Columbus, Ohio 43219

To the Governing Board:

### ***Report on Compliance for Major Federal Programs***

We have audited the Educational Service Center of Central Ohio's (the Center) compliance with the applicable requirements described in the U.S. Office of Management and Budget (OMB) *Compliance Supplement* that could directly and materially affect each of the Educational Service Center of Central Ohio's major federal programs for the year ended June 30, 2020. The *Summary of Auditor's Results* in the accompanying schedule of findings identifies the Center's major federal programs.

### ***Management's Responsibility***

The Center's Management is responsible for complying with federal statutes, regulations, and the terms and conditions of its federal awards applicable to its federal programs.

### ***Auditor's Responsibility***

Our responsibility is to opine on the Center's compliance for each of the Center's major federal programs based on our audit of the applicable compliance requirements referred to above. Our compliance audit followed auditing standards generally accepted in the United States of America; the standards for financial audits included in the Comptroller General of the United States' *Government Auditing Standards*; and the audit requirements of Title 2 U.S. *Code of Federal Regulations* Part 200, *Uniform Administrative Requirements, Cost Principles, and Audit Requirements for Federal Awards* (Uniform Guidance). These standards and the Uniform Guidance require us to plan and perform the audit to reasonably assure whether noncompliance with the applicable compliance requirements referred to above that could directly and materially affect a major federal program occurred. An audit includes examining, on a test basis, evidence about the Center's compliance with those requirements and performing such other procedures as we considered necessary in the circumstances.

We believe our audit provides a reasonable basis for our compliance opinion on each of the Center's major programs. However, our audit does not provide a legal determination of the Center's compliance

***Opinion on the Major Federal Programs***

In our opinion, the Educational Service Center of Central Ohio complied, in all material respects with the compliance requirements referred to above that could directly and materially affect each of its major federal programs for the year ended June 30, 2020.

***Report on Internal Control Over Compliance***

The Center's management is responsible for establishing and maintaining effective internal control over compliance with the applicable compliance requirements referred to above. In planning and performing our compliance audit, we considered the Center's internal control over compliance with the applicable requirements that could directly and materially affect a major federal program, to determine our auditing procedures appropriate for opining on each major federal program's compliance and to test and report on internal control over compliance in accordance with the Uniform Guidance, but not to the extent needed to opine on the effectiveness of internal control over compliance. Accordingly, we have not opined on the effectiveness of the Center's internal control over compliance.

*A deficiency in internal control over compliance* exists when the design or operation of a control over compliance does not allow management or employees, when performing their assigned functions, to prevent, or to timely detect and correct, noncompliance with a federal program's applicable compliance requirement. A *material weakness in internal control over compliance* is a deficiency, or combination of deficiencies, in internal control over compliance, such that there is a reasonable possibility that material noncompliance with a federal program compliance requirement will not be prevented, or timely detected and corrected. A *significant deficiency in internal control over compliance* is a deficiency, or a combination of deficiencies, in internal control over compliance with federal program's applicable compliance requirement that is less severe than a material weakness in internal control over compliance, yet important enough to merit attention by those charged with governance.

Our consideration of internal control over compliance was for the limited purpose described in the first paragraph of this section and would not necessarily identify all deficiencies in internal control over compliance that might be material weaknesses or significant deficiencies. We did not identify any deficiencies in internal control over compliance that we consider to be material weaknesses. However, material weaknesses may exist that have not been identified.

This report only describes the scope of our internal control over compliance tests and the results of this testing based on Uniform Guidance requirements. Accordingly, this report is not suitable for any other purpose.



Keith Faber  
Auditor of State  
Columbus, Ohio

March 22, 2021



**EDUCATIONAL SERVICE CENTER OF CENTRAL OHIO  
FRANKLIN COUNTY**

**SCHEDULE OF FINDINGS  
2 CFR § 200.515  
JUNE 30, 2020**

**1. SUMMARY OF AUDITOR'S RESULTS**

<b>(d)(1)(i)</b>	<b>Type of Financial Statement Opinion</b>	Unmodified
<b>(d)(1)(ii)</b>	<b>Were there any material weaknesses in internal control reported at the financial statement level (GAGAS)?</b>	No
<b>(d)(1)(ii)</b>	<b>Were there any significant deficiencies in internal control reported at the financial statement level (GAGAS)?</b>	No
<b>(d)(1)(iii)</b>	<b>Was there any reported material noncompliance at the financial statement level (GAGAS)?</b>	No
<b>(d)(1)(iv)</b>	<b>Were there any material weaknesses in internal control reported for major federal programs?</b>	No
<b>(d)(1)(iv)</b>	<b>Were there any significant deficiencies in internal control reported for major federal programs?</b>	No
<b>(d)(1)(v)</b>	<b>Type of Major Programs' Compliance Opinion</b>	Unmodified
<b>(d)(1)(vi)</b>	<b>Are there any reportable findings under 2 CFR § 200.516(a)?</b>	No
<b>(d)(1)(vii)</b>	<b>Major Programs (list):</b>	94.006 – AmeriCorps Special Education Cluster
<b>(d)(1)(viii)</b>	<b>Dollar Threshold: Type A/B Programs</b>	Type A: > \$ 750,000 Type B: all others
<b>(d)(1)(ix)</b>	<b>Low Risk Auditee under 2 CFR § 200.520?</b>	Yes

**2. FINDINGS RELATED TO THE FINANCIAL STATEMENTS  
REQUIRED TO BE REPORTED IN ACCORDANCE WITH GAGAS**

None

**3. FINDINGS AND QUESTIONED COSTS FOR FEDERAL AWARDS**

None

# OHIO AUDITOR OF STATE KEITH FABER



**EDUCATIONAL SERVICE CENTER OF CENTRAL OHIO**

**FRANKLIN COUNTY**

**AUDITOR OF STATE OF OHIO CERTIFICATION**

This is a true and correct copy of the report, which is required to be filed pursuant to Section 117.26, Revised Code, and which is filed in the Office of the Ohio Auditor of State in Columbus, Ohio.



**Certified for Release 3/30/2021**

88 East Broad Street, Columbus, Ohio 43215  
Phone: 614-466-4514 or 800-282-0370

This report is a matter of public record and is available online at  
[www.ohioauditor.gov](http://www.ohioauditor.gov)