



OHIO AUDITOR OF STATE  
**KEITH FABER**





CITY OF LAKEWOOD  
CUYAHOGA COUNTY  
DECEMBER 31, 2020

TABLE OF CONTENTS

TITLE	PAGE
Prepared by Management:	
Schedule of Expenditures of Federal Awards .....	1
Notes to the Schedule of Expenditures of Federal Awards.....	2
Independent Auditor's Report on Internal Control Over Financial Reporting and on Compliance and Other Matters Required by <i>Government Auditing Standards</i> .....	5
Independent Auditor's Report on Compliance with Requirements Applicable to Each Major Federal Program and on Internal Control Over Compliance Required by the Uniform Guidance.....	7
Schedule of Findings .....	11
Attachment: Comprehensive Annual Financial Report	

**This page intentionally left blank.**

**CITY OF LAKEWOOD  
 CUYAHOGA COUNTY, OHIO  
 SCHEDULE OF EXPENDITURES OF FEDERAL AWARDS  
 FOR THE YEAR ENDED DECEMBER 31, 2020**

Federal Grantor/ Pass-Through Grantor/ Program Title	Federal CFDA Number	Pass-Through Entity Number	Pass-Through to Subrecipient	Total Federal Expenditures
<b><u>U.S. Department of Housing and Urban Development</u></b>				
<i>Direct Programs</i>				
CDBG-Entitlement Grants Cluster:				
Community Development Block Grants/Entitlement Grants	14.218	N/A	\$ 218,807 *	\$ 1,603,179
COVID-19 - Community Development Block Grants	14.218			560,031
Total CDBG-Entitlement Grants Cluster			218,807	2,163,210
Emergency Solutions Grant Program	14.231	N/A	0	171,674
COVID-19 - Emergency Solutions Grant Program	14.231	N/A	0	600,000
Total Emergency Solutions Grant Program			0	771,674
<i>Total Direct Programs</i>			218,807	2,934,884
<i>Pass-Through Cuyahoga County Housing Consortium</i>				
HOME Investment Partnerships Program Grant	14.239	CE-0400-354-01	0 *	245,421
<i>Total Pass-Through Programs</i>			0	245,421
<b>Total U.S. Department of Housing and Urban Development</b>			218,807	3,180,305
<b><u>U.S. Department of Justice</u></b>				
<i>Direct Program</i>				
JLEO-Joint Law Enforcement Operations - Overtime Reimbursement	16.111	N/A	0	18,263
<b>Total U.S. Department of Justice</b>			0	18,263
<b><u>U.S. Department of Transportation</u></b>				
<i>Pass-Through Ohio Department of Transportation</i>				
Riverside Drive	20.205	PID 104243	0	36,200
Lakewood Heights Blvd.	20.205	PID 100257	0	49,157
<b>Total U.S. Department of Transportation</b>			0	85,357
<b><u>U.S. Department of Health and Human Services</u></b>				
<i>Pass-Through Western Reserve Area Agency on Aging</i>				
Aging Cluster:				
Special Programs for the Aging - Title III, Part B - Grants for Supportive Services and Senior Centers	93.044	N/A	0	43,507
Total Aging Cluster			0	43,507
<b>Total U.S. Department of Health and Human Services</b>			0	43,507
<b><u>U.S. Department of Treasury</u></b>				
<i>Pass-Through Ohio Office of Budget and Management</i>				
COVID-19 - Coronavirus Relief Fund	21.019	HB481-CRF-Local	0	5,287,543
<i>Pass-Through Cuyahoga County</i>				
COVID-19 - Coronavirus Relief Fund	21.019	HB481-CRF-Local	0	183,225
<b>Total U.S. Department of Treasury</b>			0	5,470,768
<b>TOTAL EXPENDITURES OF FEDERAL AWARDS</b>			<b>\$ 218,807</b>	<b>\$ 8,798,200</b>

\* Includes program income.

See notes to the Schedule of Expenditures of Federal Awards.

**CITY OF LAKEWOOD  
CUYAHOGA COUNTY, OHIO  
NOTES TO SCHEDULE OF EXPENDITURES OF FEDERAL AWARDS  
FOR THE YEAR ENDED DECEMBER 31, 2020**

---

**NOTE 1: BASIS OF PRESENTATION**

The accompanying Schedule of Expenditures of Federal Awards (the Schedule) includes the federal award activity of the City of Lakewood, Ohio, under programs of the federal government for the year ended December 31, 2020. The information in this Schedule is presented in accordance with the requirements of Title 2 U.S. Code of Federal Regulations Part 200, *Uniform Administrative Requirements, Cost Principles, and Audit Requirements for Federal Awards* (Uniform Guidance). Because the Schedule presents only a selected portion of the operations of the City of Lakewood, Ohio, it is not intended to and does not present the financial position, changes in net position, or cash flows of the City of Lakewood, Ohio.

**NOTE 2: SUMMARY OF SIGNIFICANT ACCOUNTING POLICIES**

Expenditures reported on the Schedule are reported on the cash basis of accounting. Such expenditures are recognized following the cost principles contained in the Uniform Guidance, wherein certain types of expenditures are not allowable or are limited as to reimbursement.

**NOTE 3: INDIRECT COST RATE**

The City of Lakewood, Ohio, has elected not to use the 10 percent de minimis indirect cost rate allowed under the Uniform Guidance.

**NOTE 4: SUBRECIPIENTS**

The City passes through certain federal assistance received from the U.S. Department of Housing and Urban Development (HUD) to other governments or not-for-profit agencies (subrecipients). As described above in Note 2, the City records expenditures of federal monies to subrecipients when paid in cash.

The subrecipient agencies have certain compliance responsibilities related to administering these federal programs. Under the Uniform Guidance, the City is responsible for monitoring subrecipients to help assure that federal awards are used for authorized purposes in compliance with laws, regulations, and the provisions of contracts or grant agreements, and that performance goals are achieved.

**NOTE 5: MATCHING REQUIREMENTS**

Certain federal programs require that the City contribute non-federal funds (matching funds) to support federally funded programs. The City has complied with the matching requirements. The expenditures of non-federal matching funds are not included on the Schedule.

**CITY OF LAKEWOOD  
CUYAHOGA COUNTY, OHIO  
NOTES TO SCHEDULE OF EXPENDITURES OF FEDERAL AWARDS  
FOR THE YEAR ENDED DECEMBER 31, 2020  
(CONTINUED)**

---

**NOTE 6: U.S. DEPARTMENT OF HOUSING AND URBAN DEVELOPMENT AND HOME PROGRAM GRANTS**

The City has established a revolving loan program to provide low-interest loans to persons from low to moderate income households to rehabilitate their homes. The U.S. Department of Housing and Urban Development (HUD) grants monies for these loans directly to the City. The initial loan of these monies is recorded as a disbursement on the accompanying Schedule. Loans repaid, including interest, are used to make additional loans. Such subsequent loans are subject to certain compliance requirements imposed by HUD, but are not included as disbursements on this Schedule. These loans are collateralized by mortgages on the property. At December 31, 2020, the gross amount of loans outstanding under this program is \$1,199,046. The Emergency Solutions Grant and the Homelessness Prevention and Rapid Re-Housing Program Grant are directly received by the City. HUD's HOME Program grant is passed through the Cuyahoga County Housing Consortium.

**NOTE 7: FOOD DISTRIBUTION**

The U.S. Department of Health and Human Services allocated \$9,185 to the City for the Congregate Meal Program and \$151,966 for the Home Delivered Meal Program, and these funds were passed through the Western Reserve Area Agency on Aging. Meals received from the Western Reserve Area Agency on Aging are valued at \$2.65 for the Congregate Meal Program per meal served and \$3.72 for the Home Delivered Meal Program per meal served. For the year ended December 31, 2020, the City served 3,466 and 40,851 meals through the City's Office on Aging Congregate Meal Program and Home Delivered Meal Program, respectively.

**This page intentionally left blank.**



# OHIO AUDITOR OF STATE KEITH FABER



Lausche Building, 12<sup>th</sup> Floor  
615 Superior Avenue, NW  
Cleveland, Ohio 44113-1801  
(216) 787-3665 or (800) 626-2297  
NortheastRegion@ohioauditor.gov

## INDEPENDENT AUDITOR'S REPORT ON INTERNAL CONTROL OVER FINANCIAL REPORTING AND ON COMPLIANCE AND OTHER MATTERS REQUIRED BY GOVERNMENT AUDITING STANDARDS

City of Lakewood  
Cuyahoga County  
12650 Detroit Avenue  
Lakewood, Ohio 44107

To the City Council:

We have audited, in accordance with auditing standards generally accepted in the United States and the Comptroller General of the United States' *Government Auditing Standards*, the financial statements of the governmental activities, the business-type activities, each major fund, and the aggregate remaining fund information of the City of Lakewood, Cuyahoga County, (the City) as of and for the year ended December 31, 2020, and the related notes to the financial statements, which collectively comprise the City's basic financial statements and have issued our report thereon dated June 29, 2021, wherein we noted the financial impact of COVID-19 and the continuing emergency measures which may impact subsequent periods of the City.

### ***Internal Control Over Financial Reporting***

As part of our financial statement audit, we considered the City's internal control over financial reporting (internal control) as a basis for designing audit procedures appropriate in the circumstances to the extent necessary to support our opinions on the financial statements, but not to the extent necessary to opine on the effectiveness of the City's internal control. Accordingly, we have not opined on it.

A *deficiency in internal control* exists when the design or operation of a control does not allow management or employees, when performing their assigned functions, to prevent, or detect and timely correct misstatements. A *material weakness* is a deficiency, or combination of internal control deficiencies resulting in a reasonable possibility that internal control will not prevent or detect and timely correct a material misstatement of the City's financial statements. A *significant deficiency* is a deficiency, or a combination of deficiencies, in internal control that is less severe than a material weakness, yet important enough to merit attention by those charged with governance.

Our consideration of internal control was for the limited purpose described in the first paragraph of this section and was not designed to identify all internal control deficiencies that might be material weaknesses or significant deficiencies. Given these limitations, we did not identify any deficiencies in internal control that we consider material weaknesses. However, unidentified material weaknesses may exist.

***Compliance and Other Matters***

As part of reasonably assuring whether the City's financial statements are free of material misstatement, we tested its compliance with certain provisions of laws, regulations, contracts, and grant agreements, noncompliance with which could directly and materially affect the financial statements. However, opining on compliance with those provisions was not an objective of our audit and accordingly, we do not express an opinion. The results of our tests disclosed no instances of noncompliance or other matters we must report under *Government Auditing Standards*.

***Purpose of this Report***

This report only describes the scope of our internal control and compliance testing and our testing results, and does not opine on the effectiveness of the City's internal control or on compliance. This report is an integral part of an audit performed under *Government Auditing Standards* in considering the City's internal control and compliance. Accordingly, this report is not suitable for any other purpose.



Keith Faber  
Auditor of State  
Columbus, Ohio

June 29, 2021

# OHIO AUDITOR OF STATE KEITH FABER



Lausche Building, 12<sup>th</sup> Floor  
615 Superior Avenue, NW  
Cleveland, Ohio 44113-1801  
(216) 787-3665 or (800) 626-2297  
NortheastRegion@ohioauditor.gov

## INDEPENDENT AUDITOR'S REPORT ON COMPLIANCE WITH REQUIREMENTS APPLICABLE TO EACH MAJOR FEDERAL PROGRAM AND ON INTERNAL CONTROL OVER COMPLIANCE REQUIRED BY THE UNIFORM GUIDANCE

City of Lakewood  
Cuyahoga County  
12650 Detroit Avenue  
Lakewood, Ohio 44107

To the City Council:

### ***Report on Compliance for each Major Federal Program***

We have audited the City of Lakewood's (the City) compliance with the applicable requirements described in the U.S. Office of Management and Budget (OMB) *Compliance Supplement* that could directly and materially affect each of the City of Lakewood's major federal programs for the year ended December 31, 2020. The *Summary of Auditor's Results* in the accompanying schedule of findings identifies the City's major federal programs.

### ***Management's Responsibility***

The City's Management is responsible for complying with federal statutes, regulations, and the terms and conditions of its federal awards applicable to its federal programs.

### ***Auditor's Responsibility***

Our responsibility is to opine on the City's compliance for each of the City's major federal programs based on our audit of the applicable compliance requirements referred to above. Our compliance audit followed auditing standards generally accepted in the United States of America; the standards for financial audits included in the Comptroller General of the United States' *Government Auditing Standards*; and the audit requirements of Title 2 U.S. *Code of Federal Regulations* Part 200, *Uniform Administrative Requirements, Cost Principles, and Audit Requirements for Federal Awards* (Uniform Guidance). These standards and the Uniform Guidance require us to plan and perform the audit to reasonably assure whether noncompliance with the applicable compliance requirements referred to above that could directly and materially affect a major federal program occurred. An audit includes examining, on a test basis, evidence about the City's compliance with those requirements and performing such other procedures as we considered necessary in the circumstances.

We believe our audit provides a reasonable basis for our compliance opinion on each of the City's major programs. However, our audit does not provide a legal determination of the City's compliance.

***Opinion on Each Major Federal Program***

In our opinion, the City of Lakewood complied, in all material respects with the compliance requirements referred to above that could directly and materially affect each of its major federal programs for the year ended December 31, 2020.

***Report on Internal Control Over Compliance***

The City's management is responsible for establishing and maintaining effective internal control over compliance with the applicable compliance requirements referred to above. In planning and performing our compliance audit, we considered the City's internal control over compliance with the applicable requirements that could directly and materially affect a major federal program, to determine our auditing procedures appropriate for opining on each major federal program's compliance and to test and report on internal control over compliance in accordance with the Uniform Guidance, but not to the extent needed to opine on the effectiveness of internal control over compliance. Accordingly, we have not opined on the effectiveness of the City's internal control over compliance.

*A deficiency in internal control over compliance* exists when the design or operation of a control over compliance does not allow management or employees, when performing their assigned functions, to prevent, or to timely detect and correct, noncompliance with a federal program's applicable compliance requirement. A *material weakness in internal control over compliance* is a deficiency, or combination of deficiencies, in internal control over compliance, such that there is a reasonable possibility that material noncompliance with a federal program compliance requirement will not be prevented, or timely detected and corrected. A *significant deficiency in internal control over compliance* is a deficiency, or a combination of deficiencies, in internal control over compliance with federal program's applicable compliance requirement that is less severe than a material weakness in internal control over compliance, yet important enough to merit attention by those charged with governance.

Our consideration of internal control over compliance was for the limited purpose described in the first paragraph of this section and would not necessarily identify all deficiencies in internal control over compliance that might be material weaknesses or significant deficiencies. We did not identify any deficiencies in internal control over compliance that we consider to be material weaknesses. However, material weaknesses may exist that have not been identified.

This report only describes the scope of our internal control over compliance tests and the results of this testing based on Uniform Guidance requirements. Accordingly, this report is not suitable for any other purpose.

***Report on Schedule of Expenditures of Federal Awards Required by the Uniform Guidance***

We have also audited the financial statements of the governmental activities, the business-type activities, each major fund and the aggregate remaining fund information of the City of Lakewood (the City) as of and for the year ended December 31, 2020, and the related notes to the financial statements, which collectively comprise the City's basic financial statements, which collectively comprise the City's basic financial statements. We issued our unmodified report thereon dated June 29, 2021, wherein we noted the financial impact of COVID-19 and the continuing emergency measures which may impact subsequent periods of the City. We conducted our audit to opine on the City's basic financial statements as a whole. The accompanying schedule of expenditures of federal awards presents additional analysis required by the Uniform Guidance and is not a required part of the basic financial statements. The schedule is management's responsibility, and was derived from and relates directly to the underlying accounting and other records management used to prepare the basic financial statements. We subjected this schedule to the auditing procedures we applied to the basic financial statements. We also applied certain additional procedures, including comparing and reconciling this schedule directly to the underlying accounting and other records used to prepare the basic financial statements or to the basic financial statements themselves, and other additional procedures in accordance with auditing standards generally accepted in the United States of America. In our opinion, this schedule is fairly stated, in all material respects, in relation to the basic financial statements taken as a whole.



Keith Faber  
Auditor of State  
Columbus, Ohio

June 29, 2021

**This page intentionally left blank.**

**CITY OF LAKEWOOD  
CUYAHOGA COUNTY**

**SCHEDULE OF FINDINGS  
2 CFR § 200.515  
DECEMBER 31, 2020**

**1. SUMMARY OF AUDITOR'S RESULTS**

<b>(d)(1)(i)</b>	<b>Type of Financial Statement Opinion</b>	Unmodified
<b>(d)(1)(ii)</b>	<b>Were there any material weaknesses in internal control reported at the financial statement level (GAGAS)?</b>	No
<b>(d)(1)(ii)</b>	<b>Were there any significant deficiencies in internal control reported at the financial statement level (GAGAS)?</b>	No
<b>(d)(1)(iii)</b>	<b>Was there any reported material noncompliance at the financial statement level (GAGAS)?</b>	No
<b>(d)(1)(iv)</b>	<b>Were there any material weaknesses in internal control reported for major federal programs?</b>	No
<b>(d)(1)(iv)</b>	<b>Were there any significant deficiencies in internal control reported for major federal programs?</b>	No
<b>(d)(1)(v)</b>	<b>Type of Major Programs' Compliance Opinion</b>	Unmodified
<b>(d)(1)(vi)</b>	<b>Are there any reportable findings under 2 CFR § 200.516(a)?</b>	No
<b>(d)(1)(vii)</b>	<b>Major Programs (list):</b>	Coronavirus Relief Fund - CFDA #21.019 Emergency Solutions Grant Fund - CFDA #14.231
<b>(d)(1)(viii)</b>	<b>Dollar Threshold: Type A/B Programs</b>	Type A: > \$ 750,000 Type B: all others
<b>(d)(1)(ix)</b>	<b>Low Risk Auditee under 2 CFR § 200.520?</b>	Yes

**2. FINDINGS RELATED TO THE FINANCIAL STATEMENTS  
REQUIRED TO BE REPORTED IN ACCORDANCE WITH GAGAS**

None

**3. FINDINGS AND QUESTIONED COSTS FOR FEDERAL AWARDS**

None





City of Lakewood, Ohio

# Comprehensive Annual Financial Report

For the Year Ending December 31, 2020



[WWW.LAKEWOODOH.GOV](http://WWW.LAKEWOODOH.GOV)





City of Lakewood, Ohio

# Comprehensive Annual Financial Report

For the Year Ending December 31, 2020



# CITY OF LAKEWOOD, OHIO



## COMPREHENSIVE ANNUAL FINANCIAL REPORT

FOR THE YEAR ENDED

DECEMBER 31, 2020

Issued by:

City of Lakewood  
Department of Finance

Peter M. Rancatore, Jr. Finance Director  
Keith D. Schuster, CPA, Assistant Finance Director  
John Hribar, Accounting Manager

**This page is intentionally left blank**

# **INTRODUCTORY SECTION**





**City of Lakewood, Ohio**  
*Comprehensive Annual Financial Report*  
*For the Year Ended December 31, 2020*  
*Table of Contents*

**Page**

**I. Introductory Section**

Table of Contents.....	i
Letter of Transmittal .....	vii
Certificate of Achievement for Excellence in Financial Reporting.....	xv
Elected Officials - 2020 .....	xvi
Appointed Officials - 2020 .....	xvii
Organizational Chart.....	xviii

**II. Financial Section**

Independent Auditor’s Report.....	1
Management’s Discussion and Analysis.....	5
Basic Financial Statements	
Government Financial Statements:	
Statement of Net Position .....	19
Statement of Activities .....	20
Fund Financial Statements:	
Balance Sheet – Governmental Funds .....	22
Reconciliation of Total Governmental Fund Balances to Net Position of Governmental Activities.....	23
Statement of Revenues, Expenditures and Changes in Fund Balances – Governmental Funds.....	24
Reconciliation of the Statement of Revenues, Expenditures and Changes in Fund Balances of Governmental Funds to the Statement of Activities .....	25
Statement of Revenues, Expenditures and Changes in Fund Balances – Budget (Non-GAAP Basis) and Actual – General Fund .....	26
Statement of Revenues, Expenditures and Changes in Fund Balances – Budget (Non-GAAP Basis) and Actual – Police and Fire Pension Fund .....	27

**City of Lakewood, Ohio**  
*Comprehensive Annual Financial Report*  
*For the Year Ended December 31, 2020*  
*Table of Contents*

	<b>Page</b>
Statement of Revenues, Expenditures and Changes in Fund Balances – Budget (Non-GAAP Basis) and Actual – Community Development Block Grant Fund.....	28
Statement of Revenues, Expenditures and Changes in Fund Balances – Budget (Non-GAAP Basis) and Actual – Lakewood Hospital Fund .....	29
Statement of Net Position – Proprietary Funds.....	30
Statement of Revenues, Expenses and Changes in Fund Net Position – Proprietary Funds .....	31
Statement of Cash Flows – Proprietary Funds.....	32
Statement of Fiduciary Net Position- Custodial Funds.....	34
Statement of Change in Fiduciary Net Position- Custodial Funds.....	35
Notes to the Basic Financial Statements .....	37
<b>Required Supplementary Information:</b>	
Schedule of the City’s Proportionate Share of the Net Pension Liability .....	100
Schedule of City Contributions - Pension.....	104
Schedule of the City’s Proportionate Share of the Net OPEB Liability .....	108
Schedule of City Contributions – OPEB .....	110
Notes to the Required Supplementary Information .....	114
<b>Combining Statements and Individual Fund Schedules:</b>	
<b>Combining Statements – Nonmajor Governmental Funds:</b>	
Fund Descriptions.....	117
Combining Balance Sheet – Nonmajor Governmental Funds.....	120
Combining Statement of Revenues, Expenditures and Changes in Fund Balances – Nonmajor Governmental Funds .....	121

**City of Lakewood, Ohio**  
*Comprehensive Annual Financial Report*  
*For the Year Ended December 31, 2020*  
*Table of Contents*

	<b>Page</b>
Combining Balance Sheet – Nonmajor Special Revenue Funds .....	123
Combining Statement of Revenues, Expenditures and Changes in Fund Balances – Nonmajor Special Revenue Funds .....	127
Combining Balance Sheet – Nonmajor Capital Projects Funds .....	131
Combining Statement of Revenues, Expenditures and Changes in Fund Balances – Nonmajor Capital Projects Funds .....	132
<b>Combining Statements – Nonmajor Proprietary Funds:</b>	
Fund Descriptions.....	133
Combining Statement of Net Position – Nonmajor Enterprise Funds .....	134
Combining Statement of Revenues, Expenses and Changes in Fund Net Position – Nonmajor Enterprise Funds .....	135
Combining Statement of Cash Flows – Nonmajor Enterprise Funds .....	136
Combining Statement of Net Position – Nonmajor Internal Service Funds .....	137
Combining Statement of Revenues, Expenses and Changes in Fund Net Position – Nonmajor Internal Service Funds .....	138
Combining Statement of Cash Flows – Nonmajor Internal Service Funds .....	139
<b>Individual Fund Schedules of Revenues, Expenditures/Expenses and Changes in Fund Balance/Fund Equity – Budget (Non-GAAP Basis) and Actual:</b>	
<b>Major Funds:</b>	
General Fund.....	141
Police and Fire Pension Fund.....	150
Community Development Block Grant Fund.....	151
Lakewood Hospital Fund .....	152
Debt Service Fund.....	153
Water Fund .....	154

**City of Lakewood, Ohio**  
*Comprehensive Annual Financial Report*  
*For the Year Ended December 31, 2020*  
*Table of Contents*

	<b>Page</b>
Sewer Fund .....	155
Nonmajor Funds:	
Street and Highway Fund.....	156
Litter Control Grant Fund .....	157
Law and Drug Enforcement Trust Fund.....	158
Federal Forfeiture Fund.....	159
Indigent Drivers Alcohol Treatment Fund .....	160
Enforcement and Education Fund .....	161
Political Subdivision Fund .....	162
Computer Research and Maintenance Fund.....	163
Court Special Projects Fund.....	164
Court Probation Services Fund.....	165
Indigent Drivers Interlock and Alcohol Monitoring (IDIAM) Fund.....	166
Emergency Shelter Grant Fund.....	167
HOME Investment Program Fund .....	168
Neighborhood Stabilization Fund .....	169
Office on Aging Fund.....	170
Help-to-Others Fund.....	171
Juvenile Diversion Fund .....	172
Family to Family Fund.....	173
FEMA Fund .....	174
Coronavirus Relief Fund .....	175

**City of Lakewood, Ohio**  
*Comprehensive Annual Financial Report*  
*For the Year Ended December 31, 2020*  
*Table of Contents*

	<b>Page</b>
Community Festival Fund.....	176
TIF Bond Retirement Fund .....	177
Permanent Capital Improvement Fund.....	178
Land Acquisition Fund .....	179
City Park Improvement Fund .....	180
Parking Facilities Fund.....	181
Winterhurst Ice Rink Fund .....	182
Hospitalization Fund.....	183
Workers' Compensation Fund.....	184

**III. Statistical Section**

Statistical Section Description and Table of Contents.....	S1
Net Position by Component – Last Ten Years.....	S2
Changes in Net Position – Last Ten Years.....	S4
Fund Balances, Governmental Funds - Last Ten Years .....	S10
Changes in Fund Balances, Governmental Funds – Last Ten Years .....	S12
Assessed Valuations and Estimated Actual Values of Taxable Property – Last Ten Years .....	S14
Property Tax Rates – Direct and Overlapping Governments – Last Ten Years.....	S16
Property Tax Levies and Collections – Last Ten Years .....	S18
Principal Taxpayers – Real Estate Tax – 2019 and 2010 .....	S19
Income Tax Revenue Base and Collections (Cash Basis) – Last Ten Years.....	S20
Ratio of Outstanding Debt by Type - Last Ten Years .....	S21
Legal Debt Margin - Last Ten Years.....	S22

**City of Lakewood, Ohio**  
*Comprehensive Annual Financial Report*  
*For the Year Ended December 31, 2020*  
*Table of Contents*

	<b>Page</b>
Computation of Direct and Overlapping Debt Attributable to Governmental Activities .....	S24
Pledged Revenue Coverage, Water – Last Ten Years .....	S26
Pledged Revenue Coverage, Sewer – Last Ten Years .....	S28
Demographic and Economic Statistics – Last Ten Years .....	S30
Principal Employers Based on Income Tax Dollars Withheld – Current and Nine Years Ago .....	S31
Full-Time City Employees by Function/Program - Last Ten Years .....	S32
Operating Indicators by Function/Program - Last Ten Years .....	S34
Capital Assets Statistics by Function/Program – Last Ten Years .....	S38



12650 DETROIT AVENUE • 44107 • 216/529-6092 • FAX 216/529-6806 [www.lakewoodoh.gov](http://www.lakewoodoh.gov)

**Peter M. Rancatore, Jr.**  
**Director of Finance**

June 29, 2021

Dear Members of Council and Citizenry of the City of Lakewood:

We are pleased to submit the Comprehensive Annual Financial Report of the City of Lakewood (the “City”) for the year ended December 31, 2020.

This report enables the City to comply with Ohio Administrative Code Section 117-2-03(B), which requires reporting on a Generally Accepted Accounting Principles (GAAP) basis; and Ohio Revised Code Section 117.38, which requires cities reporting on a GAAP basis to file unaudited General Purpose External Financial Statements with the Auditor of State within 150 days of the year’s end.

The City—and, more specifically, the Department of Finance—assumes responsibility for the accuracy, completeness, and reliability of presentation based upon a comprehensive framework of internal control that has been established for this purpose. Because the cost of internal control should not exceed anticipated benefits, the objective is to provide reasonable, rather than absolute, assurance that the financial statements are free of any material misstatements.

The Ohio Auditor of State has issued an unmodified (“clean”) opinion on the City of Lakewood’s financial statements for the year ended December 31, 2020. The Independent Auditor’s Report is located at the front of the financial section of this report.

The Management’s Discussion and Analysis (MD&A) immediately follows the Independent Auditor’s Report, and provides a narrative introduction, overview, and analysis of the Basic Financial Statements. The MD&A complements this letter of transmittal, which should be read in conjunction with it.

### **City of Lakewood’s Profile**

The City is primarily a residential community covering 5.66 square miles and is in on the shores of Lake Erie in Northeast Ohio, about five miles west of downtown Cleveland. The City is home to a population of 52,131 residents according to the 2010 Federal Census. The City enjoys proximity to major cultural, educational, and medical facilities in Northeast Ohio, as well as ease of access to many interstate highways and Cleveland Hopkins International Airport—which makes it a desirable location for residents and commercial enterprises.

The City was incorporated in 1911. The City operates and is governed by the laws of the State of Ohio, and its own charter that provides for a mayor-council form of government. The City’s chief executive and administrative officer is the Mayor, who is elected to a four-year term and serves in a full-time capacity. Legislative authority is vested in a seven-member council, which consists of three at-large and four ward representatives. Council members are elected to four-year terms. All members of Council serve in a part-time capacity. The Lakewood Municipal Court provides judicial services for the City.

Established by charter, the municipal government currently consists of seven departments. A director, who is appointed by and reports directly to the Mayor, heads each department. All directors work closely with the Mayor to provide quality services to the citizens of the City.

**The Law Department**, under the direction of the City's Law Director, functions as the attorney for the City and its officials by providing legal advice to the Mayor, City Council, and all departments. The Law Department represents the City in all court proceedings and before any administrative body. The Law Department prepares legislation, contracts, and all legal documents to ensure all business of the City is conducted in a proper and legal manner.

**The Finance Department** performs the following administrative functions: financial reporting, general accounting (including accounts receivable and accounts payable), payroll, purchasing, debt issuance, cash management, risk management, income tax collection, utility billing, and vital statistics.

**The Department of Public Works** is responsible for the administrative control and supervision of eight divisions: Parks and Public Property, Streets and Forestry, Fleet Management, Water and Wastewater Collection, Wastewater Treatment, Refuse and Recycling, Engineering, and Winterhurst Ice Rink.

**The Department of Public Safety** consists of the Division of Police, the Division of Fire and the Division of Housing and Building. The Mayor serves as the ex-officio Director of Public Safety and appoints the chiefs of the Divisions of Police and Fire. The chiefs have exclusive control of assignment of duties and stationing of all other officers and employees of their respective divisions. The Division of Building and Housing is under the Department of Public Safety but is overseen by the Director of Planning and Development.

**The Department of Planning and Development** coordinates long-range planning, zoning, and economic development for the City as well as administers the Federal Community Development Block Grant Funds awarded to the City by the U.S. Department of Housing and Urban Development. The Department works directly with the Lakewood Planning Commission, the Board of Zoning Appeals, the Board of Building Standards/Architectural Board of Review and Sign Review Board, the Lakewood Heritage Advisory Board, and the Citizens Advisory Committee.

**The Department of Human Services** provides a continuum of responsive programs and services that enhance and promote the health and well-being of individuals, families, and the community. The department is comprised of the Aging, Youth, and Early Childhood divisions.

**The Department of Human Resources** is responsible for recruitment, retention, and selection of employees; employee classification and compensation; labor relations; ensuring equal employment opportunity; employee training and development; administering employee benefits; administering the City's worker's compensation program; and human resources management and employee relations.



## **Local Economy**

### **Economic Development**

The local economy benefits from the City's location on Lake Erie on the Westside of Cleveland and easy access to the interstates, downtown job centers and Cleveland Hopkins International Airport. There are approximately 1,000 brick and mortar businesses and approximately 4,300 employers overall that provide more than 12,000 local jobs. The City has a population of more than 50,000 residents and is the most densely populated city in Ohio with more than 9,000 residents per square mile. This makes the community an attractive location for business both from a trade area and customer point of view as well as availability of high-quality workforce.

The City has utilized Community Development Block Grant Funds and Home Improvement Partnership Grant Funds to invest in commercial revitalization through the Storefront Renovation Program and help finance residential improvement via such programs as the Low-Interest Loan Home, First Time Homebuyer and Home Improvement Grants.

Additionally, the City has helped to foster an entrepreneurial environment through programs such as Start UP Lakewood, a business development and entrepreneurship initiative that provides technical assistance to aspiring entrepreneurs by tapping into the City's strong business community.

### **Retail**

In 2020, despite the COVID-19 pandemic, the City's businesses remained stable. The City's retail occupancy remained consistent, and the Detroit Avenue corridor continues to maintain occupancy of approximately 90%. The occupancy rate does take into account storefronts that are not occupied and also not listed.

Madison Avenue, the community's second major retail corridor, has stabilized as a strong retail and business corridor. The resurfacing of the entirety of Madison Avenue coupled with the City's "Madison on the Move" initiative has benefitted the commercial corridor as the pace of new business and building purchases have outpaced projections. Specifically, the historic Birdtown neighborhood has benefitted from investment and new business development. Griffin Cider House, LBM Bar, Hola Tacos, Applejax Toys and STEM Handmade Soaps anchor the neighborhood and the marketplace providing entertainment and shopping options for the district and the city. Continued investment will continue to occur with the recent purchase of two vacant commercial buildings in the district, the former BiRite building and the former Sts. Cyril and Methodius School building.

### **Commercial Office and Industrial**

The City's tech sector is holding strong and seeing gains with growth companies such as Onix, Within3, Inc., NeoGraf, Tempest, and Ferry Cap & Screw. University Tees and 717 Inc., a tee shirt design and print making company, has also demonstrated growth in both space and number of employees each year since it moved to the City in 2008. The company has partnered with the owners of the former Lake Erie Screw Factory to creatively expand office and production space in an industrial mixed-use complex in Birdtown.

In January 2016, Roundstone Insurance ("Roundstone") purchased the former Christian Science Church in the downtown area of the City in order to relocate its corporate headquarters from the city of Westlake. Since then, Roundstone has invested more than \$500,000 in improvements to build out the space for the 45-person firm. The company continues to show signs of growth, with over 70 full-time employees as of the end of 2020, an increase of 15 (27%) over the last two years.

There have been several innovative commercial projects in the City over the last year. A long-vacant former storage building was redeveloped into Western Reserve Distillery for a total redevelopment cost of \$3 million. Also approved, filling a long-vacant commercial lot, was the Lakewood Truck Park, a beer garden and food truck concept that includes a \$1.5 million investment. This project opened in 2020.

The City's storefront renovation grants continue to be popular with businesses. Although growth slowed in 2020 due to the pandemic, ten projects received storefront grants with a total of \$137,444 disbursed over the last two years. Since 2015, over \$1.2 million has been disbursed to 58 properties.

### **Industrial and Technology Industries**

The City's tech sector is holding strong and seeing gains with growth companies such as Onyx, Within3, Inc., NeoGraf, Tempest, and Ferry Cap & Screw. University Tees and 717 Inc., a tee shirt design and print making company, has also demonstrated growth in space and number of employees each year since it moved to City in 2008. The company has partnered with the owners of the former Lake Erie Screw Factory to creatively expand office and production space in an industrial mixed-use complex in Birdtown.

### **Residential**

Housing is the City's largest economic engine, and that strength comes from a diversity of housing types and styles at price points to meet the needs of most anywhere in the community. The majority of the 13,000 one- and two-family homes were built before the depression and are of a quality that will last for another century if well maintained.

To assist in supporting the next century of housing, the City launched Housing Forward in 2011 to better coordinate proactive code enforcement and residents reinvesting in their homes. The initial city-wide housing survey in 2011 was updated in 2013, 2015 and 2018. The survey is a disciplined strategy to focus the City's attention on the properties that have major code violations or are in need of many small improvements.

The improvements in the housing stock are being demonstrated in property value. The City saw 8% growth in housing value as of the 2015 triennial update, one of only three communities in the County to see such improvement. This was followed by a 22.5% increase in the 2018 sexennial reappraisal for residential property. The Multiple Listing Service (MLS) reported that the single family home median sale price in the City has increased from \$135,000 in 2015 to \$240,000 in 2020.

In addition to educating property owners on best practices to improve their homes, the City is making significant effort to connect homeowners to resources for improvements through the Division of Community Development. Since 2015, \$1.7 million has been invested into 145 residential homes in the City through its homeowner rehabilitation programs.

The City has partnered with private developers to construct and rehabilitate houses. The City has invested \$950,000 in HOME funds from 2015 through 2020 to renovate five properties as part of the City's affordable housing strategy.

Over the past five years, there has been significant investment in multifamily development in the City as well. The \$17 million McKinley Place project added 40 units in 2019. Rockport Townhomes completed 51 townhouse units in a \$12 million development in 2018. The Mews, a \$2.5 million nine-unit townhouse complex was completed in 2020. The \$14 million Center North project that converted an antiquated office high-rise to 183 apartment units was completed in 2018. In 2020, the \$4 million Marlowe townhomes project was approved and will include the construction of 16 new units on a former Catholic school property.

The former Marathon gas station on Lake Avenue is also being redeveloped into four residential units with first floor master bedrooms at a total project cost of \$2.5 million.

## **Redevelopment**

As a built out inner ring suburb, the City does not typically have significant acreage to redevelop for new projects. Although, when opportunities arise to reposition key real estate, the community is able to see gains due to strategic partnerships and a clearly articulated Community Vision.

The Cleveland Clinic Foundation's new Lakewood Family Health Center opened in July 2018. This 64,700 square foot, \$34 million project in the heart of the City's downtown area offers a variety of outpatient services and features 60 exam rooms and a 24/7 emergency department.

The City owns 5.7 acres of vacant land in the City's downtown area that was previously the home of Lakewood Hospital. The former hospital was demolished in 2019, and the site is currently being prepared for redevelopment. Recently, the City selected CASTO Development ("CASTO") to lead the redevelopment of this property into a dense, mixed use project. The estimated project value is \$70-100 million. Upon approval of the development agreement and plans prepared by CASTO, construction on the 5.7 acres may begin in 2022 and will include office, retail, residential and a public plaza.

In 2020, St. Edward's High School opened a 15,000 square foot addition creating a new entrance, dining hall, and courtyard for their students. Two local projects received State of Ohio historic tax credits for their rehabilitation projects. The Nest received \$657,101 in tax credits to support the \$4 million renovation of the former BiRite building in historic Birdtown, and Scalish Construction received \$849,000 in tax credits for the \$6 million adaptive reuse of the former Trinity Lutheran Church.

Jerome Solove Development Inc. purchased the former Barry Buick car dealership on Detroit Avenue, and is developing a 2.7-acre mixed-use project in western Lakewood. The \$25 million development includes 160 apartment units and retail space and is expected to begin construction in 2021. This is one of two former car dealerships the developer has purchased to build new apartments.

There are several projects in the development pipeline that are currently under contract and have either started or are expected to start the City's approval process in 2021. The following projects are being proposed on underutilized parcels in the City.

- Studio West is in the process of purchasing several properties on Detroit Avenue for a mixed-use development geared towards serving the LGBT+ community.
- The former Spitzer Car dealership site at Detroit Avenue and Bunts Avenue has been approved for 120 apartment units in two separate multi-story structures with amenities such as a community room, and a fitness center. The estimated construction value of the project is \$20 million. The developer, Jerome Solove Development Inc., is expected to complete design approval in early 2021 and begin construction by early 2022.
- The former Board of Education Building and historic Rockport School building have been purchased by Liberty Development to create 30 multi-family residential units in the City's downtown area.

## **Recreation**

The City continues to invest in its park spaces, including improvements to Lakewood Park, Cove Park, Edwards Park, and St. Charles Green over the past five years as part of Lakewood's Park System Strategic Plan. In 2020, Wagar Park was completely reconstructed with a budget of \$1 million. In 2021 the improvements continue at Kauffman Park, the City's third largest park property, and Clifton Prado, the City's smallest park property. Kauffman Park will get new nature-themed play equipment, Americans with Disabilities Act improvements and a water pump play feature as part of the estimated \$700,000 investment. Clifton Prado Park is a small pocket park, but crucial to the high-density neighborhood surrounding it. The play equipment and seating will be replaced with a budget of \$35,000. In all, an estimated \$6 million has been spent improving the City's public parks over the past five years.

## **Capital Plan**

In accordance with Article V, Section 7 of the City of Lakewood Third Amended Charter annually, after consultation with the mayor and the heads of affected city departments, the director of finance shall prepare and submit to the mayor and council a recommended five-year financial plan for the city's capital needs.

This space is intentionally left blank.

## Awards and Acknowledgements

### *Awards:*

- The Government Finance Officers Association (GFOA) awarded a Certificate of Achievement for Excellence in Financial Reporting to the City of Lakewood for its Comprehensive Annual Financial Report for the year ended December 31, 2019. This was the 39th consecutive year the City has received this prestigious award. In order to be awarded a Certificate of Achievement, the City published an easily readable and efficiently organized annual report. The annual report must satisfy both generally accepted accounting principles and applicable legal requirements.

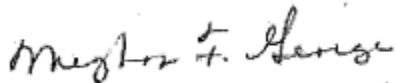
A Certificate of Achievement is valid for a period of only one year. The Finance Department believes the current Comprehensive Annual Financial Report continues to meet the Certificate of Achievement Program's requirements and is submitting it to the GFOA for determination of eligibility for another certificate.

### *Acknowledgements:*

This Comprehensive Annual Financial Report was prepared by the Finance Department with the dedicated services of its entire staff, as well as with support of numerous departments throughout the City. In addition, we would like to thank the members of City Council for their continuing support toward the preparation of this report.

On behalf of the City, we want to personally thank James G. Zupka, CPA, Inc. for their assistance in the preparation of this report. We would also like to thank the Auditor of State Keith Faber and his staff for their efforts and professional conduct throughout the audit engagement.

Respectfully submitted,



**Meghan F. George**  
Mayor



**Peter M. Rancatore, Jr.**  
Director of Finance





Government Finance Officers Association

Certificate of  
Achievement  
for Excellence  
in Financial  
Reporting

Presented to

**City of Lakewood  
Ohio**

For its Comprehensive Annual  
Financial Report  
For the Fiscal Year Ended

December 31, 2019

*Christopher P. Morill*

Executive Director/CEO

**City of Lakewood, Ohio**  
*Elected Officials*  
*December 31, 2020*

Mayor ..... Meghan F. George  
Municipal Court Judge..... Patrick Carroll  
City Council At Large..... Thomas Bullock  
City Council At Large..... Sarah Kepple  
City Council At Large..... Tristan Rader

City Council by Wards:

Ward 1 ..... Tess Neff  
Ward 2 ..... Jason Shachner  
Ward 3 ..... John Litten  
Ward 4 ..... Daniel O'Malley, Council President



**City of Lakewood, Ohio**

*Appointed Officials*

*December 31, 2020*

**Office of Council**

Clerk of Council.....Maureen Bach

**Municipal Court**

Clerk of Court ..... Christina McCallum

Magistrates.....David Briggs, Jerome Dowling, Regis McGann

**Department of Law**

Director of Law ..... Brian Corrigan

**Department of Finance**

Director of Finance ..... Peter Rancatore, Jr

**Department of Public Works**

Director of Public Works ..... Roman Ducu

**Department of Public Safety**

Chief of Police ..... Kevin Kauchek

Chief of Fire..... Timothy Dunphy

**Department of Human Services**

Director of Human Services.....Antoinette Gelsomino

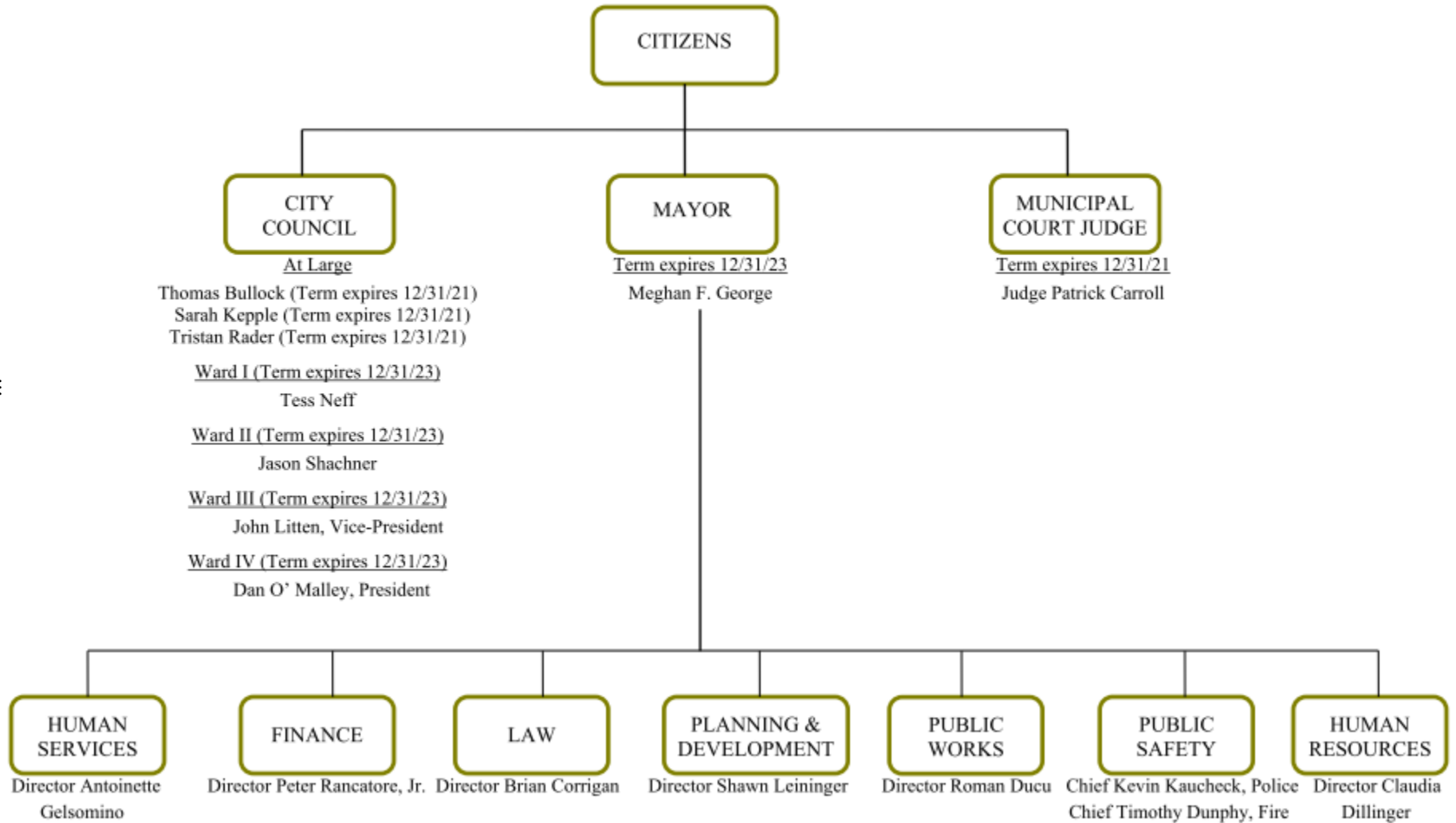
**Department of Planning and Community Development**

Director of Planning and Development.....Shawn Leininger

**Department of Human Resources**

Director of Human Resources ..... Claudia Dillinger

**City of Lakewood, Ohio**  
*Organizational Chart*  
*December 31, 2020*



xviii

# **FINANCIAL SECTION**



# OHIO AUDITOR OF STATE KEITH FABER



Lausche Building, 12<sup>th</sup> Floor  
615 Superior Avenue, NW  
Cleveland, Ohio 44113-1801  
(216) 787-3665 or (800) 626-2297  
NortheastRegion@ohioauditor.gov

## INDEPENDENT AUDITOR'S REPORT

City of Lakewood  
Cuyahoga County  
12650 Detroit Avenue  
Lakewood, Ohio 44107

To the City Council:

### ***Report on the Financial Statements***

We have audited the accompanying financial statements of the governmental activities, the business-type activities, each major fund, and the aggregate remaining fund information of the City of Lakewood, Cuyahoga County, Ohio (the City), as of and for the year ended December 31, 2020, and the related notes to the financial statements, which collectively comprise the City's basic financial statements as listed in the table of contents.

### ***Management's Responsibility for the Financial Statements***

Management is responsible for preparing and fairly presenting these financial statements in accordance with accounting principles generally accepted in the United States of America; this includes designing, implementing, and maintaining internal control relevant to preparing and fairly presenting financial statements that are free from material misstatement, whether due to fraud or error.

### ***Auditor's Responsibility***

Our responsibility is to opine on these financial statements based on our audit. We audited in accordance with auditing standards generally accepted in the United States of America and the financial audit standards in the Comptroller General of the United States' *Government Auditing Standards*. Those standards require us to plan and perform the audit to reasonably assure the financial statements are free from material misstatement.

An audit requires obtaining evidence about financial statement amounts and disclosures. The procedures selected depend on our judgment, including assessing the risks of material financial statement misstatement, whether due to fraud or error. In assessing those risks, we consider internal control relevant to the City's preparation and fair presentation of the financial statements in order to design audit procedures that are appropriate in the circumstances, but not to the extent needed to opine on the effectiveness of the City's internal control. Accordingly, we express no such opinion. An audit also includes evaluating the appropriateness of management's accounting policies and the reasonableness of their significant accounting estimates, as well as our evaluation of the overall financial statement presentation.

We believe the audit evidence we obtained is sufficient and appropriate to support our audit opinions.

### ***Opinion***

In our opinion, the financial statements referred to above present fairly, in all material respects, the respective financial position of the governmental activities, the business-type activities, each major fund, and the aggregate remaining fund information of the City of Lakewood, Cuyahoga County, Ohio, as of December 31, 2020, and the respective changes in financial position and, where applicable, cash flows thereof and the respective budgetary comparisons for the General Fund, Police and Fire Pension Fund, Community Development Block Grant Fund, and Lakewood Hospital Fund thereof for the year then ended in accordance with the accounting principles generally accepted in the United States of America.

### ***Emphasis of Matter***

As discussed in Note 23 to the financial statements, the financial impact of COVID-19 and the continuing emergency measures may impact subsequent periods of the Authority. We did not modify our opinion regarding this matter.

### ***Other Matters***

#### *Required Supplementary Information*

Accounting principles generally accepted in the United States of America require this presentation to include *management's discussion and analysis* and schedules of net pension and other post-employment benefit liabilities and pension and other post-employment benefit contributions listed in the table of contents, to supplement the basic financial statements. Although this information is not part of the basic financial statements, the Governmental Accounting Standards Board considers it essential for placing the basic financial statements in an appropriate operational, economic, or historical context. We applied certain limited procedures to the required supplementary information in accordance with auditing standards generally accepted in the United States of America, consisting of inquiries of management about the methods of preparing the information and comparing the information for consistency with management's responses to our inquiries, to the basic financial statements, and other knowledge we obtained during our audit of the basic financial statements. We do not opine or provide any assurance on the information because the limited procedures do not provide us with sufficient evidence to opine or provide any other assurance.

#### *Supplementary and Other Information*

Our audit was conducted to opine on the City's basic financial statements taken as a whole.

The introductory section, the financial section's combining statements, individual fund statements and schedules and the statistical section information present additional analysis and are not a required part of the basic financial statements.

The statements and schedules are management's responsibility, and derives from and relates directly to the underlying accounting and other records used to prepare the basic financial statements. We subjected this information to the auditing procedures we applied to the basic financial statements. We also applied certain additional procedures, including comparing and reconciling this information directly to the underlying accounting and other records used to prepare the basic financial statements or to the basic financial statements themselves in accordance with auditing standards generally accepted in the United States of America. In our opinion, this information is fairly stated in all material respects in relation to the basic financial statements taken as a whole.

We did not subject the introductory section and statistical section information to the auditing procedures applied in the audit of the basic financial statements and, accordingly, we express no opinion or any other assurance on them.

***Other Reporting Required by Government Auditing Standards***

In accordance with *Government Auditing Standards*, we will also issue our report dated June 29, 2021, on our consideration of the City's internal control over financial reporting and our tests of its compliance with certain provisions of laws, regulations, contracts and grant agreements and other matters. That report describes the scope of our internal control testing over financial reporting and compliance, and the results of that testing, and does not opine on internal control over financial reporting or on compliance. That report is an integral part of an audit performed in accordance with *Government Auditing Standards* in considering the City's internal control over financial reporting and compliance.



Keith Faber  
Auditor of State  
Columbus, Ohio

June 29, 2021

**This Page Intentionally Left Blank**



**City of Lakewood, Ohio**  
*Management's Discussion and Analysis*  
*For the Year Ended December 31, 2020*  
*Unaudited*

---

The discussion and analysis of the City of Lakewood's (the City) financial performance provides an overall review of the City's financial activities for the year ended December 31, 2020. The intent of this discussion and analysis is to look at the City's financial performance as a whole; readers should also review the transmittal letter and the basic financial statements to enhance their understanding of the City's financial performance.

### **Financial Highlights**

Key financial highlights for 2020 are as follows:

- Overall, governmental activities revenues (including transfers) of \$69,305,361 exceeded the expenses, which came in at \$64,079,235 resulting in an increase in net position by \$5,226,126 for the year 2020. The total governmental activities' net position was \$44,551,751 compared to \$39,325,625 in the previous year.
- Overall, business-type activities revenues of \$37,680,368 exceeded the expenses (including transfers) which came in at \$21,313,529 resulting in an increase in net position by \$16,366,839 for the year 2020. The total business-type activities' net position was \$115,027,461 compared to \$98,660,622 in the previous year.
- The City issued bond anticipation notes during 2020 for roadway improvements, various park improvements, sidewalk improvements, building improvements, and water and sewer improvements.
- The City is committed to providing the Citizens of Lakewood with the highest quality of services while maintaining efficiency and cost effectiveness. The City actively pursues grants to offset costs of providing services and to offer new programs.

### **Overview of the Financial Statements**

This discussion and analysis is intended to serve as an introduction to the City's basic financial statements. The City's basic financial statements are comprised of three components: 1) government-wide financial statements, 2) fund financial statements, and 3) notes to the financial statements. This report also contains other supplementary information in addition to the basic financial statements themselves.

**Government-Wide Financial Statements.** The government-wide financial statements are designed to provide readers with a broad overview of the City's finances, in a manner similar to private-sector businesses. The Statement of Net Position and Statement of Activities provide information about the activities of the whole City, presenting both an aggregate view of the City's finances and a longer-term view of those assets.

Major fund financial statements provide the next level of detail. For governmental funds, these statements tell how services were financed in the short-term as well as what dollars remain for future spending. The fund financial statements also look at the City's most significant funds with all other non-major funds represented in total in one column.

**City of Lakewood, Ohio**  
*Management's Discussion and Analysis*  
*For the Year Ended December 31, 2020*  
*Unaudited*

---

The Statement of Net Position presents information on all of the City's assets, deferred outflows of resources, liabilities, and deferred inflows of resources with the residual being reported as net position. Over time, increases or decreases in net position serve as useful indicators of whether the financial position of the City is improving or deteriorating.

The Statement of Activities presents information showing how the City's net position changed during the recent fiscal year. All changes in net position are reported as soon as the underlying event giving rise to the change occurs, regardless of the timing of cash flows. Thus, revenues and expenses are reported in this statement for some items that will only result in cash flows in future fiscal periods (e.g. uncollected taxes and earned but unused vacation leave).

The governmental activities of the City include general government, security of persons and property, public health services, transportation, community environment, basic utility services, and leisure time activities. The City's business-type activities include Water, Sewer, Parking Facilities, and Winterhurst Ice Rink. The City also has hospitalization and workers' compensation internal service funds.

The government-wide financial statements can be found starting on page 19 of this report.

**Fund Financial Statements.** A fund is a grouping of related accounts that is used to maintain control over resources that have been segregated for specific activities or objectives. The City, like other state and local governments, uses fund accounting to ensure and demonstrate compliance with finance-related legal requirements. All City funds can be divided into three categories: governmental funds, proprietary funds, and fiduciary funds.

**Governmental Funds.** Governmental funds are used to account for essentially the same functions reported as governmental activities in the government-wide financial statements. However, unlike the government-wide financial statements, governmental funds financial statements focus on near-term inflows and outflows of spendable resources, as well as on balances of spendable resources available at the end of the fiscal year. Such information is useful in evaluating a government's near-term financing requirements.

Because the focus of governmental funds is narrower than that of the government-wide financial statements, it is useful to compare the information presented for governmental funds with similar information presented for governmental activities in the government-wide financial statements. By doing so, readers may better understand the long-term impact of the government's near-term financing decisions. Both the governmental fund balance sheet and the governmental fund statement of revenues, expenditures, and changes in fund balance provide a reconciliation to facilitate this comparison between governmental funds and governmental activities.

The City maintains various individual governmental funds. Information is presented separately in the governmental funds Balance Sheet and in the governmental funds Statement of Revenues, Expenditures and Changes in Fund Balances for the General Fund, Police and Fire Pension Fund, Community Development Block Grant Fund, Lakewood Hospital Fund and Debt Service Fund; all of which are considered to be major funds. Data from the other non-major governmental funds are combined into a single fund, aggregated presentation. Individual fund data for each of these non-major governmental funds is provided in the form of combining statements elsewhere in this report.

**City of Lakewood, Ohio**  
*Management's Discussion and Analysis*  
*For the Year Ended December 31, 2020*  
*Unaudited*

---

The City adopts an annual appropriated budget for each of its governmental funds. A budgetary comparison schedule (non-GAAP basis) has been provided for each major and non-major fund to demonstrate budgetary compliance.

**Proprietary Funds.** The City maintains six proprietary funds. Enterprise funds are used to report the same functions presented as business-type activities in the government-wide financial statements. The City uses enterprise funds to account for its Water, Sewer (which includes the Wastewater Treatment Plant), Parking Facilities and Winterhurst Ice Rink. Internal service funds are an accounting device used to accumulate and allocate costs internally among the City's various functions. The City uses internal service funds to account for its hospitalization and workers' compensation. Because these services predominately benefit governmental rather than business-type functions, they have been included within governmental activities in the government-wide financial statements.

Proprietary funds provide the same type of information as the government-wide financial statements, only in more detail. The proprietary fund financial statements provide separate information for the Water and Sewer funds, both of which are considered to be major funds of the City. Data from the other two non-major enterprise funds are combined into a single fund, aggregated presentation. Individual fund data for each of these non-major proprietary funds is provided in the form of combining statements elsewhere in this report.

The basic proprietary fund financial statements can be found on pages 30-33 of this report.

**Fiduciary Funds.** Fiduciary funds are used to account for resources held for the benefit of parties outside the government. Fiduciary funds are not reflected in the government-wide financial statement because the resources of those funds are not available to support the City's own programs. The accounting used for fiduciary funds is much like that used for proprietary funds.

The basic fiduciary fund financial statements can be found on page 34-35 of this report.

**Notes to the Financial Statements.** The notes provide additional information that is essential for a full understanding of the data provided in the government-wide and fund financial statements. The notes to the financial statements can be found on pages 37-99 of this report.

**Other Information.** In addition to the basic financial statements and accompanying notes, this report also presents certain other information that the City believes readers will find useful. After the notes to the financial statements, the required supplementary information related to the net pension liability and net OPEB liability, the combining statements referred to earlier in connection with non-major governmental and proprietary funds are presented, as well as individual detailed budgetary comparisons for non-major funds. This information can be found on pages 100-184 of the report.

### **Government-Wide Financial Analysis**

While this document contains information about the funds used by the City to provide services to our citizens, the view of the City as a whole looks at all financial transactions and asks the question "How did we do financially during 2020?" The Statement of Net Position and the Statement of Activities answer this question. These statements include all assets, deferred outflows of resources, liabilities, and deferred inflows of resources using the accrual basis of accounting similar to the accounting used by the private sector. The basis of this accounting takes into account all of the current year's revenues and expenses regardless of when the cash is received or paid.

**City of Lakewood, Ohio**  
*Management's Discussion and Analysis*  
*For the Year Ended December 31, 2020*  
*Unaudited*

---

These two statements report the City's net position and the changes in net position. The change in net position is important because it tells the reader whether the financial position of the City has improved or diminished. However, in evaluating the overall position of the City, non-financial information such as changes in the City's tax base and the condition of the City's capital assets will also need to be evaluated. The Statement of Net Position and the Statement of Activities are divided into the following categories:

- Assets
- Deferred Outflows of Resources
- Liabilities
- Deferred Inflows of Resources
- Net Position (Assets and Deferred Outflows of Resources minus Liabilities and Deferred Inflows of Resources)
- Program Revenues and Expenses
- General Revenues
- Net Position Beginning of Year, Restated and Year End

**The City of Lakewood as a Whole**

Recall that the Statement of Net Position looks at the City as a whole. The following table on page 9 provides a summary of the City's net position for 2020 compared to 2019.

This space is intentionally left blank.

**City of Lakewood, Ohio**  
*Management's Discussion and Analysis*  
*For the Year Ended December 31, 2020*  
*Unaudited*

	Governmental Activities		Business-Type Activities		Total	
	2020	2019	2020	2019*	2020	2019
<b>ASSETS</b>						
Current and other assets	\$102,065,160	\$95,413,228	\$43,401,006	\$38,789,251	\$145,466,166	\$134,202,479
Capital assets, net	96,307,599	92,345,133	142,358,918	130,775,824	238,666,517	223,120,957
Net Pension Asset	144,546	77,228	35,659	19,052	180,205	96,280
<b>Total Assets</b>	<b>198,517,305</b>	<b>187,835,589</b>	<b>185,795,583</b>	<b>169,584,127</b>	<b>384,312,888</b>	<b>357,419,716</b>
<b>DEFERRED OUTFLOWS OF RESOURCES</b>						
Deferral on Refunding	40,555	51,214	224,968	251,257	265,523	302,471
Pension	8,912,367	20,819,378	662,795	1,794,127	9,575,162	22,613,505
OPEB	5,820,350	4,503,194	482,079	247,723	6,302,429	4,750,917
<b>Total Deferred Outflows of Resources</b>	<b>14,773,272</b>	<b>25,373,786</b>	<b>1,369,842</b>	<b>2,293,107</b>	<b>16,143,114</b>	<b>27,666,893</b>
<b>LIABILITIES</b>						
Current and other liabilities	4,494,944	5,119,570	2,564,092	5,920,749	7,059,036	11,040,319
Long-term liabilities:						
Due within one year	18,704,363	15,261,334	21,634,597	19,323,958	40,338,960	34,585,292
Due in more than one year:						
Net Pension Liability	59,371,764	75,795,836	4,308,017	5,934,709	63,679,781	81,730,545
Net OPEB Liability	18,171,277	17,147,412	2,966,818	2,806,220	21,138,095	19,953,632
Other Amounts	39,167,996	41,660,738	37,444,576	37,252,747	76,612,572	78,913,485
<b>Total Liabilities</b>	<b>139,910,344</b>	<b>154,984,890</b>	<b>68,918,100</b>	<b>71,238,383</b>	<b>208,828,444</b>	<b>226,223,273</b>
<b>DEFERRED INFLOWS OF RESOURCES</b>						
Property Taxes	14,345,989	14,469,912	1,863,115	1,879,210	16,209,104	16,349,122
Payments in Lieu of Taxes	1,110,677	1,197,326	0	0	1,110,677	1,197,326
Pension	9,144,177	1,237,325	930,241	91,405	10,074,418	1,328,730
OPEB	4,227,639	1,994,297	426,508	7,614	4,654,147	2,001,911
<b>Total Deferred Inflows of Resources</b>	<b>28,828,482</b>	<b>18,898,860</b>	<b>3,219,864</b>	<b>1,978,229</b>	<b>32,048,346</b>	<b>20,877,089</b>
<b>NET POSITION</b>						
Net Investment in						
Capital Assets	50,212,445	48,340,802	83,982,793	74,852,063	134,195,238	123,192,865
Restricted	35,045,483	31,866,227	0	0	35,045,483	31,866,227
Unrestricted	(40,706,177)	(40,881,404)	31,044,668	23,808,559	(9,661,509)	(17,072,845)
<b>Total Net Position</b>	<b>\$44,551,751</b>	<b>\$39,325,625</b>	<b>\$115,027,461</b>	<b>\$98,660,622</b>	<b>\$159,579,212</b>	<b>\$137,986,247</b>

\* - Restated

The net pension liability (NPL) is the largest single liability reported by the City at December 31, 2020 and is reported pursuant to GASB Statement 68, "Accounting and Financial Reporting for Pensions—An Amendment of GASB Statement 27." The City previously adopted GASB Statement 75, "Accounting and Financial Reporting for Postemployment Benefits Other Than Pensions," which significantly revises accounting for costs and liabilities related to other postemployment benefits (OPEB). For reasons discussed below, many end users of this financial statement will gain a clearer understanding of the City's actual financial condition by adding deferred inflows related to pension and OPEB, the net pension liability/asset and the net OPEB liability to the reported net position and subtracting deferred outflows related to pension and OPEB and net pension asset.

**City of Lakewood, Ohio**  
*Management's Discussion and Analysis*  
*For the Year Ended December 31, 2020*  
*Unaudited*

---

Governmental Accounting Standards Board standards are national and apply to all government financial reports prepared in accordance with generally accepted accounting principles. Prior accounting for pensions (GASB 27) and postemployment benefits (GASB 45) focused on a funding approach. This approach limited pension and OPEB costs to contributions annually required by law, which may or may not be sufficient to fully fund each plan's *net pension liability* or *net OPEB liability*. GASB 68 and GASB 75 take an earnings approach to pension and OPEB accounting; however, the nature of Ohio's statewide pension/OPEB plans and state law governing those systems requires additional explanation in order to properly understand the information presented in these statements.

GASB 68 and GASB 75 require the net pension liability and the net OPEB liability to equal the City's proportionate share of each plan's collective:

1. Present value of estimated future pension/OPEB benefits attributable to active and inactive employees' past service
2. Minus plan assets available to pay these benefits

GASB notes that pension and OPEB obligations, whether funded or unfunded, are part of the "employment exchange" – that is, the employee is trading his or her labor in exchange for wages, benefits, and the promise of a future pension and other postemployment benefits. GASB noted that the unfunded portion of this promise is a present obligation of the government, part of a bargained-for benefit to the employee, and should accordingly be reported by the government as a liability since they received the benefit of the exchange. However, the City is not responsible for certain key factors affecting the balance of these liabilities. In Ohio, the employee shares the obligation of funding pension benefits with the employer. Both employer and employee contribution rates are capped by State statute. A change in these caps requires action of both Houses of the General Assembly and approval of the Governor. Benefit provisions are also determined by State statute. The Ohio revised Code permits, but does not require the retirement systems to provide healthcare to eligible benefit recipients. The retirement systems may allocate a portion of the employer contributions to provide for these OPEB benefits.

The employee enters the employment exchange with the knowledge that the employer's promise is limited not by contract but by law. The employer enters the exchange also knowing that there is a specific, legal limit to its contribution to the retirement system. In Ohio, there is no legal means to enforce the unfunded liability of the pension/OPEB plan *as against the public employer*. State law operates to mitigate/lessen the moral obligation of the public employer to the employee, because all parties enter the employment exchange with notice as to the law. The retirement system is responsible for the administration of the pension and OPEB plans.

Most long-term liabilities have set repayment schedules or, in the case of compensated absences (i.e. sick and vacation leave), are satisfied through paid time-off or termination payments. There is no repayment schedule for the net pension liability or the net OPEB liability. As explained above, changes in benefits, contribution rates, and return on investments affect the balance of these liabilities, but are outside the control of the local government. In the event that contributions, investment returns, and other changes are insufficient to keep up with required payments, State statute does not assign/identify the responsible party for the unfunded portion. Due to the unique nature of how the net pension liability and the net OPEB liability are satisfied, these liabilities are separately identified within the long-term liability section of the statement of net position.

**City of Lakewood, Ohio**  
*Management's Discussion and Analysis*  
*For the Year Ended December 31, 2020*  
*Unaudited*

---

In accordance with GASB 68 and GASB 75, the City's statements prepared on an accrual basis of accounting include an annual pension expense and an annual OPEB expense for their proportionate share of each plan's *change* in net pension liability/asset and net OPEB liability, respectively, not accounted for as deferred inflows/outflows.

As noted earlier, net position may serve over time as a useful indicator of a government's financial position. Total assets and deferred outflows of resources exceeded liabilities and deferred inflows of resources by \$159,579,212 at the close of 2020.

The largest portion of the City's total net position reflects investments in capital assets (e.g. construction in progress, land, land improvements, buildings and improvements, furniture and equipment, vehicles, and various infrastructure), less any related debt to acquire those assets that is still outstanding along with any related deferred outflows/inflows of resources. The City uses these capital assets to provide services to its citizens; consequently, these assets are not available for future spending. Although the City's investment in capital assets is reported net of related debt, it should be noted that resources needed to repay this debt must be provided from other sources, since the capital assets themselves cannot be used to liquidate these liabilities.

Total assets and deferred outflows of resources increased by \$15,369,393 from 2019 to 2020, while the City's total liabilities and deferred inflows of resources decreased by \$6,223,572. Total net position increased \$21,592,965 with governmental activities comprising \$5,226,126 and business-type activities comprising \$16,366,839 of that amount. Most of the increase in net position is because the Ohio Police and Fire Pension Fund made a change in its health care model resulting in a decrease in the current year OPEB expense in 2019. This change increased the City's Security of persons and property expense by \$26,371,209 in 2020.

In order to further understand what makes up the changes in net position for the current year, the table on the next page gives readers further details regarding the results of activities for the current year compared to prior year.

**City of Lakewood, Ohio**  
*Management's Discussion and Analysis*  
*For the Year Ended December 31, 2020*  
*Unaudited*

	Governmental Activities		Business-Type Activities		Total	
	2020	2019	2020	2019*	2020	2019
<b>REVENUES</b>						
Program Revenues:						
Charges for Services	\$6,496,826	\$8,081,543	\$27,245,014	\$22,735,146	\$33,741,840	\$30,816,689
Operating Grants and Contributions	12,144,968	6,370,035	0	0	12,144,968	6,370,035
Capital Grants and Contributions	321,432	2,230,231	8,276,808	11,949,502	8,598,240	14,179,733
<b>Total Program Revenues</b>	<b>18,963,226</b>	<b>16,681,809</b>	<b>35,521,822</b>	<b>34,684,648</b>	<b>54,485,048</b>	<b>51,366,457</b>
General Revenues:						
Property Taxes	14,695,648	14,934,373	1,908,533	1,939,500	16,604,181	16,873,873
Municipal Income Taxes	26,325,261	26,449,000	0	0	26,325,261	26,449,000
Payments in Lieu of Taxes	1,103,398	1,203,835	0	0	1,103,398	1,203,835
Grants and Entitlements	4,508,302	4,493,661	0	0	4,508,302	4,493,661
Investment Income	964,125	1,957,645	198,501	406,829	1,162,626	2,364,474
All Other Revenues	515,427	749,911	51,512	79,666	566,939	829,577
<b>Total General Revenues</b>	<b>48,112,161</b>	<b>49,788,425</b>	<b>2,158,546</b>	<b>2,425,995</b>	<b>50,270,707</b>	<b>52,214,420</b>
<b>Total Revenues</b>	<b>67,075,387</b>	<b>66,470,234</b>	<b>37,680,368</b>	<b>37,110,643</b>	<b>104,755,755</b>	<b>103,580,877</b>
<b>EXPENSES</b>						
Program Expenses:						
Security of Persons and Property:						
Police and Others **	16,225,247	3,228,856	0	0	16,225,247	3,228,856
Fire **	13,933,684	558,866	0	0	13,933,684	558,866
Public Health Services	2,063,233	2,342,903	0	0	2,063,233	2,342,903
Leisure Time Activities	3,039,002	3,435,810	0	0	3,039,002	3,435,810
Community Environment	7,508,587	6,741,072	0	0	7,508,587	6,741,072
Basic Utility Services	4,317,481	4,435,535	0	0	4,317,481	4,435,535
Transportation	3,408,454	4,392,858	0	0	3,408,454	4,392,858
General Government	12,068,236	12,468,984	0	0	12,068,236	12,468,984
Interest and Fiscal Charges	1,515,311	1,642,407	0	0	1,515,311	1,642,407
Water	0	0	9,683,430	10,118,101	9,683,430	10,118,101
Sewer	0	0	8,624,891	9,567,217	8,624,891	9,567,217
Parking Facilities	0	0	393,670	564,963	393,670	564,963
Winterhurst Ice Rink	0	0	381,564	406,298	381,564	406,298
<b>Total Expenses</b>	<b>64,079,235</b>	<b>39,247,291</b>	<b>19,083,555</b>	<b>20,656,579</b>	<b>83,162,790</b>	<b>59,903,870</b>
Change in Net Position before Transfers	2,996,152	27,222,943	18,596,813	16,454,064	21,592,965	43,677,007
Transfers	2,229,974	1,985,106	(2,229,974)	(1,985,106)	0	0
Change in Net Position	5,226,126	29,208,049	16,366,839	14,468,958	21,592,965	43,677,007
Net Position - Beginning of Year, Restated	39,325,625	10,117,576	98,660,622	84,191,664	137,986,247	94,309,240
<b>Net Position - End of Year</b>	<b>\$44,551,751</b>	<b>\$39,325,625</b>	<b>\$115,027,461</b>	<b>\$98,660,622</b>	<b>\$159,579,212</b>	<b>\$137,986,247</b>

\* - Restated

\*\* - See page 13 for explanation of significant variances from 2019 to 2020.

### Governmental Activities

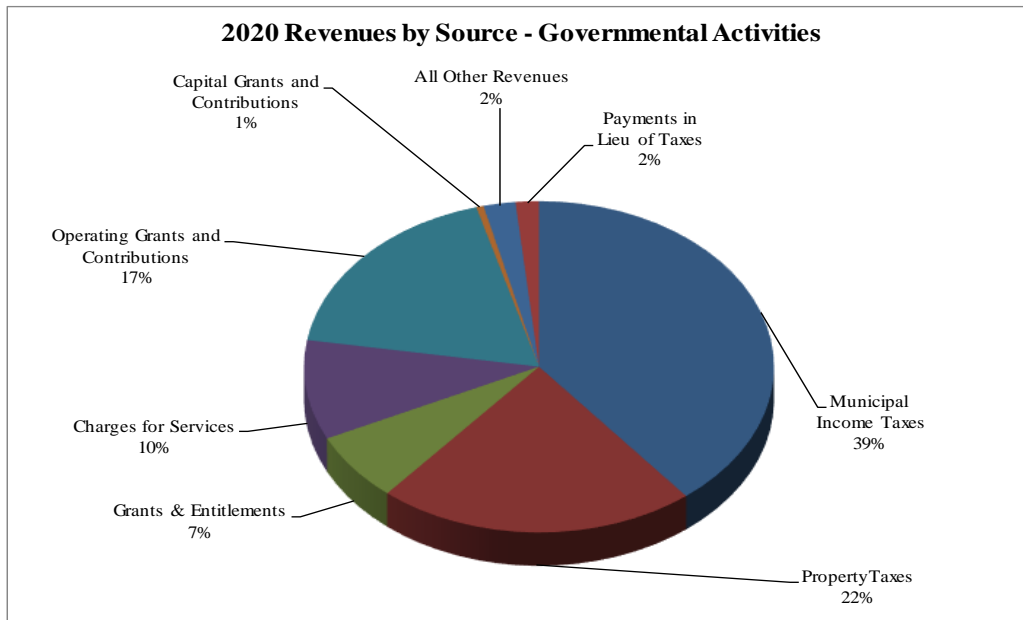
Several types of revenues fund the City's governmental activities, with the City's municipal income tax being the biggest contributor. The income tax rate was 1.5 percent in 2020. Both residents and non-residents who work inside the City are subject to the income tax.

However, residents of the City are granted a credit for income taxes paid to other municipalities to a maximum of one-half of one percent of income earned outside the City. The income tax revenue for 2020 was \$26,325,261. Of the \$67,075,387 in total governmental revenues, income tax accounts for 39 percent of that total. Property taxes and payment in lieu of taxes of \$14,695,648 account for 24 percent of total revenues. Operating/capital grants and contributions, and general revenues from grants and entitlements account for 25 percent of total revenues, and charges for services, investment income and other revenue make up the remaining 12 percent.



**City of Lakewood, Ohio**  
*Management's Discussion and Analysis*  
*For the Year Ended December 31, 2020*  
*Unaudited*

General revenues from grants and entitlements, such as local government funds, are also revenue generators. The City monitors its sources of revenues very closely for fluctuations, especially income tax.



Total revenues for governmental activities increased by \$605,153 from 2019 to 2020. Operating and Grants experienced the largest increase of \$5,774,933 due to monies received from the CARES Act (COVID-19). Investment Income also decreased by \$993,520 due to reductions in interest rates by the Federal Reserve Board.

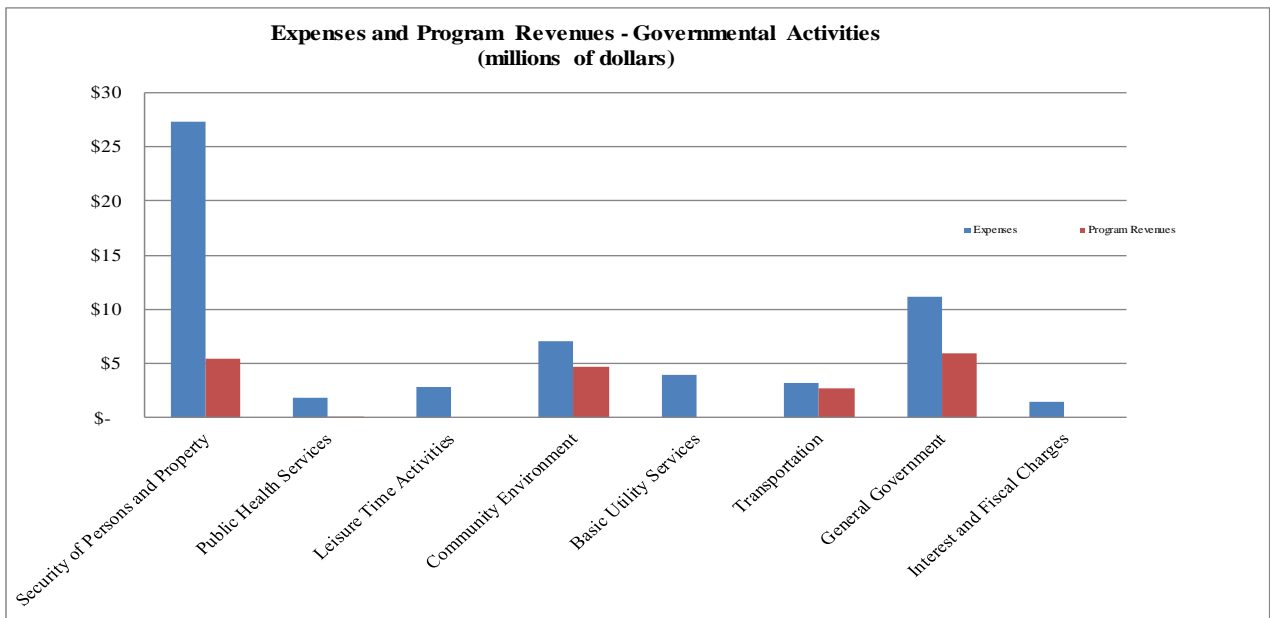
The provisions of GASB Statements 68 and 75 require the City to recognize a pension/OPEB accrual adjustment that increases expenses by \$5,262,524 in 2020 and decrease expenses by \$20,142,859 in 2019. As a result, it is difficult to ascertain the true operational cost of services and the changes in cost of service from year to year. The table below shows the total expenses by function with the GASB Statements 68 and 75 pension and OPEB expenses removed.

	Governmental Activities	
	2020	2019
<b>EXPENSES</b>		
Program Expenses:		
Security of Persons and Property:		
Police and Others	\$ 14,764,751	\$ 15,289,370
Fire	12,509,863	12,637,170
Public Health Services	1,855,010	2,001,196
Leisure Time Activities	2,819,772	3,052,273
Community Environment	7,037,818	5,957,986
Basic Utility Services	3,985,095	3,883,398
Transportation	3,178,497	3,983,724
General Government	11,150,594	10,942,626
Interest and Fiscal Charges	1,515,311	1,642,407
<b>Total Expenses</b>	<b>\$ 58,816,711</b>	<b>\$ 59,390,150</b>

**City of Lakewood, Ohio**  
*Management's Discussion and Analysis*  
*For the Year Ended December 31, 2020*  
*Unaudited*

Total expenses (from table on previous page) of governmental activities for 2020 were \$58,816,711. The largest program function for the City relates to Security of Persons and Property, which includes the Police and Fire departments. Total Security of Persons and Property accounted for program expenses of \$27,274,614, which is 46 percent of the program expenses for governmental activities. General Government is the next largest program expense at 19 percent, followed by Community Environment expenses of 12 percent.

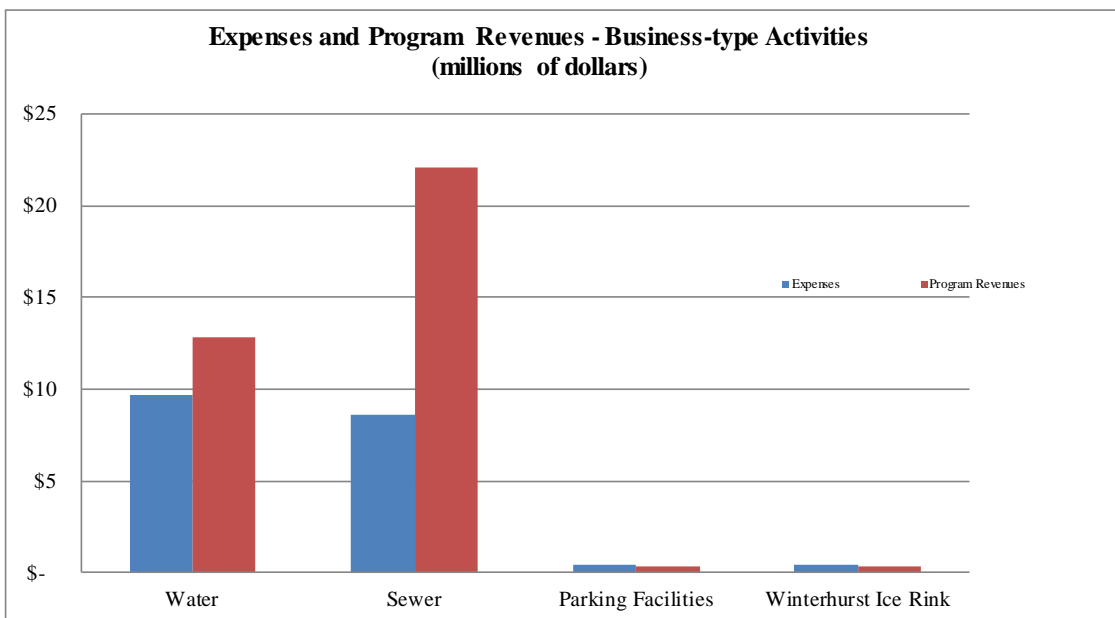
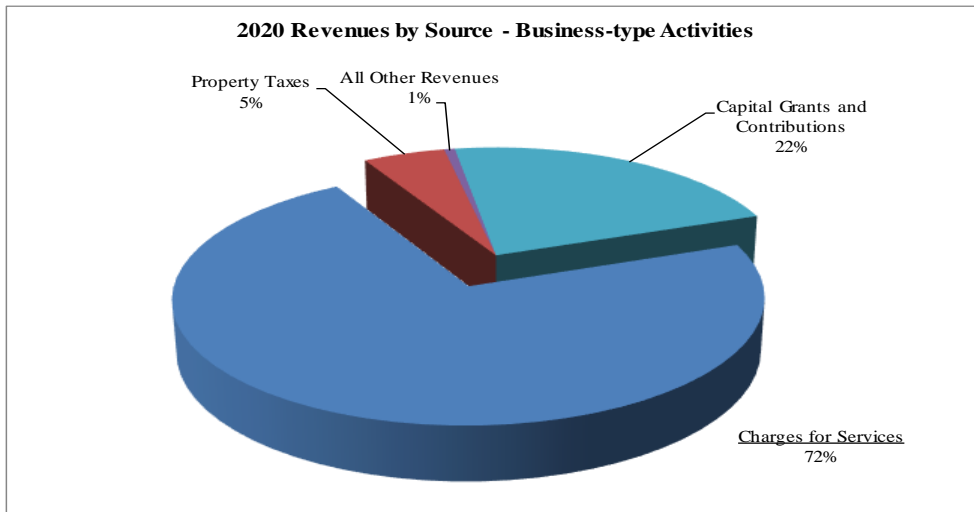
Total expenses of governmental activities increased by \$24,831,944 from 2019 to 2020. This was mainly due to increases in Security of Persons and Property.



**Business-Type Activities**

Business-type activities increased the City's net position by \$16,366,839. The increase is due primarily to the City's efforts to keep expenses in line with revenues and the increase in charges for services. Total expenses of business-type activities were \$19,083,555, with the Water Department comprising 51 percent of that amount followed by the Sewer Department at 45 percent. Total revenues increased by \$569,725. Total expenses decreased by \$1,573,024 from 2019 to 2020.

**City of Lakewood, Ohio**  
*Management's Discussion and Analysis*  
*For the Year Ended December 31, 2020*  
*Unaudited*



**Financial Analysis of the Government's Funds**

As noted earlier, the City uses fund accounting to ensure and demonstrate compliance with finance-related legal requirements.

***Governmental Funds***

The focus of the City's governmental funds is to provide information on near-term inflows, outflows, and balances of spendable resources. Such information is useful in assessing the City's financing requirements. In particular, unassigned fund balance serves as a useful measure of a government's net resource available for spending at the end of the fiscal year. Information about the City's governmental funds begins on page 22. These funds are accounted for using the modified accrual basis of accounting.

**City of Lakewood, Ohio**  
*Management's Discussion and Analysis*  
*For the Year Ended December 31, 2020*  
*Unaudited*

---

As of December 31, 2020, the City's governmental funds reported combined ending fund balances of \$60,330,519, a \$5,740,507 increase from 2019. Of that amount, \$12,404,912 constitutes unassigned fund balances, which are available for spending at the government's discretion. The remainder of fund balance is classified as nonspendable, restricted, committed or assigned to indicate that it is not available for new spending and will be used for loans and to liquidate contracts and purchases of the prior period.

The General Fund had total revenues of \$44,533,356 and expenditures of \$41,916,752 (not including other financing sources and uses) leaving an increase in fund balance after other financing sources and uses of \$3,255,312. This increase is primarily due to an increase in charges for services coupled with a decrease in security of persons and property and general government.

The General Fund is the chief operating fund of the City. At the end of the current year, the unassigned fund balance of the General Fund was \$12,519,130, while the total fund balance reached \$19,976,545. As a measure of the General Fund's liquidity, it is useful to compare both unassigned fund balance and total fund balance to total fund expenditures. Unassigned fund balance represents approximately 28 percent of total General Fund expenditures (including other financing uses), while total fund balance represents 44 percent of that same amount.

The Police and Fire Pension Fund had total revenues of \$3,539,890 and expenditures of \$2,472,685 with a change in fund balance after other financing uses of \$1,067,205. The increase is due to \$885,870 in funds allocated from the CARES Act to the Coronavirus Relief Fund.

The Community Development Block Grant had total revenues of \$1,542,565 and expenditures of \$1,625,982 with a net change in fund balance of \$(83,417). The decrease is due increased expenditures to Human Services programs.

The Lakewood Hospital Fund had total revenues of \$588,644 and expenditures of \$588,120 with a net change in fund balance after other financing uses of \$524.

The Debt Service Fund had total revenues of \$4,444,033, expenditures of \$10,618,001, and a net change in fund balance after other financing sources and uses of \$633,024. The fund balance's increase was due to the issuance of Bond Anticipation Notes in 2020.

### ***Proprietary Funds***

The City's proprietary funds provide the same type of information found in the government-wide financial statements, but in more detail. Unrestricted net position of all enterprise funds at the end of the year amounted to \$31,044,668. The City's Water and Sewer Funds experienced increases in net position during 2020. The City's efforts to keep utility rates sufficient to cover expenses are evident in the increases in net position for 2020.

### **General Fund Budgetary Highlights**

The City's budget is prepared according to Ohio law and is based on accounting for certain transactions on a basis of cash receipts, disbursements, and encumbrances. The most significant budgeted fund is the General Fund. During 2020, the City amended its General Fund budget on various occasions. All recommendations for budget changes come to the Finance Committee of City Council for review before going to the whole Council for Ordinance enactment on the change. The legal level of budgetary control is at the object level (i.e. personnel costs).

**City of Lakewood, Ohio**  
*Management's Discussion and Analysis*  
*For the Year Ended December 31, 2020*  
*Unaudited*

Adjustments to the budget can only be made within a department and then within each category. The General Fund supports many of our major activities such as the Police, Fire and Refuse departments, as well as most legislative and executive activities. The General Fund is monitored closely, looking for possible revenue shortfalls or overspending by individual departments.

For the General Fund, original and final budgeted revenues and other financing sources were \$45,353,779 and \$45,120,633 respectively. Actual revenues and other financial sources were \$44,397,018. The main differences between budgeted and actual revenues are intergovernmental, income tax revenues and interest. Due to economic factors during the year, income taxes, intergovernmental, and charges for services increased in 2020 over 2019 while property taxes, license, interest and fines and forfeitures decreased in 2020 compared to 2019. Original General Fund budgeted expenditures and other financing uses were \$44,674,625 and the final amended budget was \$49,117,640. Actual General Fund expenditures and other financing uses were \$47,606,714 or \$1,510,926 less than budgeted due to operating expenditures less than originally estimated in all programs of the General Fund. The City's ending unencumbered cash balance in the General Fund of \$9,162,566 was \$787,311 above the final budgeted amount of \$8,375,255.

**Capital Assets and Debt Administration**

**Capital Assets** - The City's investment in capital assets for governmental and business-type activities as of December 31, 2020, amounts to \$238,666,517 (net of accumulated depreciation). This investment in capital assets includes land, construction in progress, buildings and improvements, land improvements, furniture and equipment, vehicles, roads, traffic signals, sidewalks, curbing, water lines, and sewer lines.

	Governmental Activities		Business-Type Activities		Total	
	2020	2019	2020	2019	2020	2019
Land	\$6,270,477	\$6,139,702	\$78,140	\$78,140	\$6,348,617	\$6,217,842
Construction in progress	1,013,042	1,378,284	21,175,609	23,774,395	22,188,651	25,152,679
<b>Total Non-Depreciable</b>	<b>7,283,519</b>	<b>7,517,986</b>	<b>21,253,749</b>	<b>23,852,535</b>	<b>28,537,268</b>	<b>31,370,521</b>
Land improvements	8,427,143	7,351,860	11,018,255	11,511,533	19,445,398	18,863,393
Buildings and improvements	14,745,007	14,792,427	20,883,484	12,327,593	35,628,491	27,120,020
Furniture and equipment	2,406,009	2,350,621	2,733,951	2,899,583	5,139,960	5,250,204
Vehicles	9,928,091	8,366,409	1,344,706	1,489,054	11,272,797	9,855,463
Infrastructure:						
Roads	42,204,489	40,900,260	0	0	42,204,489	40,900,260
Traffic Signals	4,430,881	4,620,265	0	0	4,430,881	4,620,265
Sidewalks	6,064,277	5,614,887	61,863	62,514	6,126,140	5,677,401
Curbing	818,183	830,418	0	0	818,183	830,418
Water Lines	0	0	51,703,591	52,370,922	51,703,591	52,370,922
Sewer Lines	0	0	33,359,319	26,262,090	33,359,319	26,262,090
<b>Total Depreciable, Net of Depreciation</b>	<b>89,024,080</b>	<b>84,827,147</b>	<b>121,105,169</b>	<b>106,923,289</b>	<b>210,129,249</b>	<b>191,750,436</b>
<b>Total Capital Assets, Net of Depreciation</b>	<b>\$96,307,599</b>	<b>\$92,345,133</b>	<b>\$142,358,918</b>	<b>\$130,775,824</b>	<b>\$238,666,517</b>	<b>\$223,120,957</b>

The total increase in the City's capital assets for the current fiscal year was \$15,545,560, a \$3,962,466 increase for governmental activities and a \$11,583,094 increase for business-type activities. The most significant increase in capital assets came in the vehicles, roads and sidewalks category within the governmental activities. The most significant increase in capital assets came in the buildings and improvements and Sewer Lines within the business-type activities for sewer projects.

**City of Lakewood, Ohio**  
*Management's Discussion and Analysis*  
*For the Year Ended December 31, 2020*  
*Unaudited*

See Note 10 of the Basic Financial Statements for additional information on the City's capital assets.

**Debt** – As of December 31, 2020, the City had \$107,993,793 in bonds, notes, loans, and capital leases outstanding. Of this amount, \$35,601,860 is due within one year.

	Governmental Activities		Business-Type Activities		Total	
	2020	2019	2020	2019*	2020	2019
General Obligation Notes -						
Long-term	9,701,413	\$6,432,334	\$18,590,616	\$16,334,027	\$28,292,029	\$22,766,361
General Obligation Bonds	32,582,838	35,766,991	27,186,948	29,276,496	59,769,786	65,043,487
OPWC Loans	0	0	10,718,251	8,313,587	10,718,251	8,313,587
Capital Leases	7,108,449	6,516,044	2,105,278	2,250,908	9,213,727	8,766,952
Total Outstanding Debt	<u>\$49,392,700</u>	<u>\$48,715,369</u>	<u>\$58,601,093</u>	<u>\$56,175,018</u>	<u>\$107,993,793</u>	<u>\$104,890,387</u>

\* Restated

General Obligation Notes represent unvoted general obligation bond anticipation notes payable from ad valorem property taxes.

The General Obligation Bonds outstanding are comprised of unvoted general obligation bonds of the City payable from ad valorem property taxes.

The Ohio Public Works Commission Loans are paid semi-annually from the Water, Sewer and Bond Retirement funds.

The City's overall legal debt margin was \$64,960,039 at December 31, 2020.

See Notes 11, 12, 13, and 14 of the Basic Financial Statements for additional information on the City's debt.

**Current Financial Related Activities**

An emergency declaration by the United States of America in March of 2020 related to the Covid-19 pandemic resulted in the passage of the CARES Act, which provided Lakewood with funding to assist in the offsetting of the pandemic's economic impact and related expenditures during 2020. The City received \$5,470,981 in CARES Act funds which flowed to Lakewood largely from the State of Ohio and also from Cuyahoga County, which provided a CARES Act award to Lakewood from its own unused CARES Act allocation. Lakewood also received pandemic-related reimbursements of \$487,750 in CDBG small business assistance; \$64,480 in CDBG food assistance; and \$9,800 in CDBG rent assistance. The City also received \$601,062 for its Emergency Shelter Grant for homeless prevention assistance as part of the US government's CARES Act funding assistance.

**Contacting the City's Finance Department**

This financial report is designed to provide our citizens, taxpayers, creditors and investors with a general overview of the City's finances and show accountability for all money it receives, spends, or invests. If you have any questions about this report or need financial information, contact the Director of Finance, Peter Rancatore, Jr. 12650 Detroit Ave., Lakewood, Ohio 44107, telephone (216) 529-6092, e-mail [peter.rancatore@lakewoodoh.net](mailto:peter.rancatore@lakewoodoh.net), or visit the City's website at [www.lakewoodoh.gov](http://www.lakewoodoh.gov).

**City of Lakewood, Ohio**  
*Statement of Net Position*  
*December 31, 2020*

	Governmental Activities	Business-Type Activities	Total
<b>ASSETS</b>			
Equity in Pooled Cash and Cash Equivalents	\$48,944,369	\$35,477,623	\$84,421,992
Cash and Cash Equivalents:			
In Segregated Accounts	471,335	506,996	978,331
With Fiscal Agents	1,302,064	0	1,302,064
With Escrow Agents	1,088,741	0	1,088,741
Materials and Supplies Inventory	427,782	594,395	1,022,177
Accounts Receivable	863,050	4,558,631	5,421,681
Less: Allowance for Doubtful Accounts	0	(104,447)	(104,447)
Accrued Interest Receivable	125,428	50,192	175,620
Intergovernmental Receivable	3,594,324	585,734	4,180,058
Internal Balances	197,517	(197,517)	0
Prepaid Items	538,895	0	538,895
Municipal Income Taxes Receivable	15,007,440	0	15,007,440
Property Taxes Receivable	14,856,380	1,929,399	16,785,779
Special Assessments Receivable	1,737,882	0	1,737,882
Payments in Lieu of Taxes Receivable	1,142,830	0	1,142,830
Loans Receivable	1,199,047	0	1,199,047
Assets Held for Resale	10,508,480	0	10,508,480
Notes Receivable	59,596	0	59,596
Net Pension Asset	144,546	35,659	180,205
Nondepreciable Capital Assets	7,283,519	21,253,749	28,537,268
Depreciable Capital Assets	89,024,080	121,105,169	210,129,249
<b>Total Assets</b>	<b>198,517,305</b>	<b>185,795,583</b>	<b>384,312,888</b>
<b>DEFERRED OUTFLOWS OF RESOURCES</b>			
Deferral on Refunding	40,555	224,968	265,523
Pension	8,912,367	662,795	9,575,162
OPEB	5,820,350	482,079	6,302,429
<b>Total Deferred Outflows of Resources</b>	<b>14,773,272</b>	<b>1,369,842</b>	<b>16,143,114</b>
<b>LIABILITIES</b>			
Accounts Payable	1,853,085	1,462,969	3,316,054
Accrued Wages and Benefits	964,806	105,126	1,069,932
Intergovernmental Payable	1,092,919	120,790	1,213,709
Accrued Interest Payable	294,514	368,211	662,725
Retainage Payable	289,620	506,996	796,616
Long-term Liabilities:			
Due within one year	18,704,363	21,634,597	40,338,960
Due in more than one year:			
Net Pension Liability (See Note 15)	59,371,764	4,308,017	63,679,781
Net OPEB Liability (See Note 16)	18,171,277	2,966,818	21,138,095
Other Amounts	39,167,996	37,444,576	76,612,572
<b>Total Liabilities</b>	<b>139,910,344</b>	<b>68,918,100</b>	<b>208,828,444</b>
<b>DEFERRED INFLOWS OF RESOURCES</b>			
Property Taxes	14,345,989	1,863,115	16,209,104
Payments in Lieu of Taxes	1,110,677	0	1,110,677
Pension	9,144,177	930,241	10,074,418
OPEB	4,227,639	426,508	4,654,147
<b>Total Deferred Inflows of Resources</b>	<b>28,828,482</b>	<b>3,219,864</b>	<b>32,048,346</b>
<b>NET POSITION</b>			
Net Investment in Capital Assets	50,212,445	83,982,793	134,195,238
Restricted for:			
Capital Projects	2,772,477	0	2,772,477
Debt Service	4,681,081	0	4,681,081
Streets and Highways	1,312,535	0	1,312,535
Community Development	2,145,215	0	2,145,215
Indigent Drivers Alcohol Treatment	158,540	0	158,540
Lakewood Hospital	20,925,927	0	20,925,927
Police and Fire	2,381,892	0	2,381,892
Other Purposes	667,816	0	667,816
Unrestricted	(40,706,177)	31,044,668	(9,661,509)
<b>Total Net Position</b>	<b>\$44,551,751</b>	<b>\$115,027,461</b>	<b>\$159,579,212</b>

The notes to the financial statements are an integral part of this statement.

**City of Lakewood, Ohio**  
*Statement of Activities*  
For the Year Ended December 31, 2020

	<b>Program Revenues</b>			
	<b>Expenses</b>	<b>Charges for Services</b>	<b>Operating Grants and Contributions</b>	<b>Capital Grants and Contributions</b>
<b>Primary Government:</b>				
<b>Governmental activities:</b>				
Security of Persons and Property:				
Police and Others	\$16,225,247	\$6,532	\$2,435,671	\$0
Fire	13,933,684	0	3,010,637	0
Public Health Services	2,063,233	67,986	86,404	0
Leisure Time Activities	3,039,002	0	0	0
Community Environment	7,508,587	591,704	3,752,017	311,043
Basic Utility Services	4,317,481	0	0	0
Transportation	3,408,454	0	2,745,311	10,389
General Government	12,068,236	5,830,604	114,928	0
Interest and Fiscal Charges	1,515,311	0	0	0
<b>Total Governmental activities</b>	<b>64,079,235</b>	<b>6,496,826</b>	<b>12,144,968</b>	<b>321,432</b>
<b>Business-type activities:</b>				
Water	9,683,430	12,836,097	0	0
Sewer	8,624,891	13,783,662	0	8,276,808
Parking Facilities	393,670	307,297	0	0
Winterhurst Ice Rink	381,564	317,958	0	0
<b>Total Business-type activities</b>	<b>19,083,555</b>	<b>27,245,014</b>	<b>0</b>	<b>8,276,808</b>
<b>Total Primary Government</b>	<b>\$83,162,790</b>	<b>\$33,741,840</b>	<b>\$12,144,968</b>	<b>\$8,598,240</b>

**General Revenues:**

Property Taxes levied for:  
    General Purposes  
    Debt Service Purpose  
    Police and Fire Pension  
    Sewer  
Municipal Income Taxes levied for:  
    General Purposes  
Payments in Lieu of Taxes  
Grants & Entitlements not restricted to specific programs  
Investment Income  
All Other Revenues  
Transfers  
    Total General Revenues and Transfers  
Change in Net Position  
Net Position - Beginning of Year, Restated  
**Net Position - End of Year**

The notes to the financial statements are an integral part of this statement.



---

**Net (Expense) Revenue and Changes in Net Position**

<b>Governmental Activities</b>	<b>Business-type Activities</b>	<b>Total</b>
(\$13,783,044)	\$0	(\$13,783,044)
(10,923,047)	0	(10,923,047)
(1,908,843)	0	(1,908,843)
(3,039,002)	0	(3,039,002)
(2,853,823)	0	(2,853,823)
(4,317,481)	0	(4,317,481)
(652,754)	0	(652,754)
(6,122,704)	0	(6,122,704)
(1,515,311)	0	(1,515,311)
<u>(45,116,009)</u>	<u>0</u>	<u>(45,116,009)</u>
0	3,152,667	3,152,667
0	13,435,579	13,435,579
0	(86,373)	(86,373)
0	(63,606)	(63,606)
<u>0</u>	<u>16,438,267</u>	<u>16,438,267</u>
<u>(45,116,009)</u>	<u>16,438,267</u>	<u>(28,677,742)</u>
8,254,419	0	8,254,419
3,311,275	0	3,311,275
3,129,954	0	3,129,954
0	1,908,533	1,908,533
26,325,261	0	26,325,261
1,103,398	0	1,103,398
4,508,302	0	4,508,302
964,125	198,501	1,162,626
515,427	51,512	566,939
2,229,974	(2,229,974)	0
<u>50,342,135</u>	<u>(71,428)</u>	<u>50,270,707</u>
5,226,126	16,366,839	21,592,965
<u>39,325,625</u>	<u>98,660,622</u>	<u>137,986,247</u>
<u>\$44,551,751</u>	<u>115,027,461</u>	<u>\$159,579,212</u>

**City of Lakewood, Ohio**  
*Balance Sheet*  
**Governmental Funds**  
*December 31, 2020*

	General	Police and Fire Pension	Community Development Block Grant	Lakewood Hospital	Debt Service	Other Governmental Funds	Total Governmental Funds
<b>Assets:</b>							
Equity in Pooled Cash and Cash Equivalents	\$15,392,111	\$2,347,881	\$240,916	\$10,118,580	\$4,773,719	\$10,999,207	\$43,872,414
Cash and Cash Equivalents:							
In Segregated Accounts	181,715	0	80,225	0	0	209,395	471,335
With Fiscal Agents	1,302,064	0	0	0	0	0	1,302,064
With Escrow Agents	0	0	0	1,088,741	0	0	1,088,741
Materials and Supplies Inventory	330,967	0	0	0	0	96,815	427,782
Accrued Interest Receivable	118,385	0	0	0	6,867	176	125,428
Accounts Receivable	842,059	0	0	7,063	0	13,928	863,050
Interfund Receivable	487,000	0	0	0	0	0	487,000
Intergovernmental Receivable	1,702,747	198,169	11,033	0	209,649	1,472,726	3,594,324
Prepaid Items	494,251	0	2,253	42,391	0	0	538,895
Municipal Income Taxes Receivable	15,007,440	0	0	0	0	0	15,007,440
Property Taxes Receivable	8,344,654	3,164,217	0	0	3,347,509	0	14,856,380
Special Assessments Receivable	14,698	0	0	0	1,723,184	0	1,737,882
Notes Receivable	59,596	0	0	0	0	0	59,596
Payments in Lieu of Taxes Receivable	0	0	0	0	0	1,142,830	1,142,830
Loans Receivable	0	0	1,199,047	0	0	0	1,199,047
Assets Held for Resale	161,000	0	0	9,734,139	0	613,341	10,508,480
<b>Total Assets</b>	<b>44,438,687</b>	<b>5,710,267</b>	<b>1,533,474</b>	<b>20,990,914</b>	<b>10,060,928</b>	<b>14,548,418</b>	<b>97,282,688</b>
<b>LIABILITIES, DEFERRED INFLOWS OF RESOURCES AND FUND BALANCES</b>							
<b>Liabilities:</b>							
Accounts Payable	1,309,461	0	103,072	64,987	0	368,804	1,846,324
Accrued Wages and Benefits	883,066	0	12,496	0	0	69,244	964,806
Intergovernmental Payable	387,974	623,260	12,957	0	0	68,728	1,092,919
Retainage Payable	0	0	80,225	0	0	209,395	289,620
Interfund Payable	654,491	0	78,827	0	0	359,693	1,093,011
<b>Total Liabilities</b>	<b>3,234,992</b>	<b>623,260</b>	<b>287,577</b>	<b>64,987</b>	<b>0</b>	<b>1,075,864</b>	<b>5,286,680</b>
<b>Deferred Inflows of Resources:</b>							
Property Taxes and Payments in Lieu of Taxes	8,057,974	3,055,510	0	0	3,232,505	1,110,677	15,456,666
Unavailable Revenue - Delinquent Property Taxes and Payments in Lieu of Taxes	286,680	108,707	0	0	115,004	32,153	542,544
Unavailable Revenue - Income Taxes	11,558,465	0	0	0	0	0	11,558,465
Unavailable Revenue - Other	1,324,031	198,169	0	0	1,932,833	652,781	4,107,814
<b>Total Deferred Inflows of Resources</b>	<b>21,227,150</b>	<b>3,362,386</b>	<b>0</b>	<b>0</b>	<b>5,280,342</b>	<b>1,795,611</b>	<b>31,665,489</b>
<b>Fund Balances:</b>							
Nonspendable	1,532,814	0	2,253	42,391	0	96,815	1,674,273
Restricted	0	1,724,621	1,243,644	20,883,536	4,780,586	7,247,966	35,880,353
Committed	0	0	0	0	0	4,446,380	4,446,380
Assigned	5,924,601	0	0	0	0	0	5,924,601
Unassigned (Deficit)	12,519,130	0	0	0	0	(114,218)	12,404,912
<b>Total Fund Balances</b>	<b>19,976,545</b>	<b>1,724,621</b>	<b>1,245,897</b>	<b>20,925,927</b>	<b>4,780,586</b>	<b>11,676,943</b>	<b>60,330,519</b>
<b>Total Liabilities, Deferred Inflows of Resources and Fund Balances</b>	<b>\$44,438,687</b>	<b>\$5,710,267</b>	<b>\$1,533,474</b>	<b>\$20,990,914</b>	<b>\$10,060,928</b>	<b>\$14,548,418</b>	<b>\$97,282,688</b>

The notes to the financial statements are an integral part of this statement.

**City of Lakewood, Ohio**  
*Reconciliation of Total Governmental Fund Balances to  
 Net Position of Governmental Activities  
 December 31, 2020*

**Total Governmental Funds Balance** \$60,330,519

*Amounts reported for Governmental Activities in the Statement of Net Position  
 are different because:*

Capital Assets used in Governmental Activities are not financial resources  
 and, therefore, are not reported in the funds 96,307,599

Other long-term assets are not available to pay for current-period expenditures  
 and, therefore, are unavailable revenues in the funds:

Delinquent property taxes	510,391	
Delinquent payments in lieu of taxes	32,153	
Municipal income taxes	11,558,465	
Special assessments	1,737,882	
Intergovernmental	<u>2,369,932</u>	
Total		16,208,823

In the Statement of Activities, interest is accrued on outstanding  
 bonds, whereas in Governmental funds, an interest expenditure  
 is reported when due. (294,514)

Internal Service funds are used by management to charge the costs  
 of certain activities, such as insurance to individual funds. The assets  
 and liabilities of the Internal Service funds are included in Governmental  
 Activities in the Statement of Net Position.

Net position	5,065,194	
Claims payable	<u>803,528</u>	
Total		5,868,722

The net pension liability, net pension asset, and net OPEB liability are not due  
 and payable in the current period; therefore, the liability and asset and related  
 deferred inflows/outflows are not reported in governmental funds:

Deferred Outflows - Pension	8,912,367	
Deferred Inflows - Pension	(9,144,177)	
Net Pension Liability	(59,371,764)	
Net Pension Asset	144,546	
Deferred Outflows - OPEB	5,820,350	
Deferred Inflows - OPEB	(4,227,639)	
Net OPEB Liability	<u>(18,171,277)</u>	
Total		(76,037,594)

Long-term liabilities, including bonds payable, are not due and payable in the  
 current period and therefore are not reported in the funds:

Long-term notes payable	(9,675,000)	
General obligation bonds	(30,703,891)	
Unamortized debt premiums	(1,905,360)	
Deferrals on refunding	40,555	
Capital leases	(7,108,449)	
Claims payable	(803,528)	
Compensated absences	<u>(7,676,131)</u>	
Total		<u>(57,831,804)</u>

**Net Position of Governmental Activities** \$44,551,751

The notes to the financial statements are an integral part of this statement.

**City of Lakewood, Ohio**  
*Statement of Revenues, Expenditures and Changes in Fund Balances*  
**Governmental Funds**  
*For the Year Ended December 31, 2020*

	General	Police and Fire Pension	Community Development Block Grant	Lakewood Hospital	Debt Service	Other Governmental Funds	Total Governmental Funds
<b>REVENUES</b>							
Property Taxes	\$8,290,285	\$3,143,554	\$0	\$0	\$3,325,662	\$0	\$14,759,501
Municipal Income Taxes	25,839,952	0	0	0	0	0	25,839,952
Payments in Lieu of Taxes	0	0	0	0	0	1,110,677	1,110,677
Intergovernmental	3,474,193	396,336	1,542,565	0	419,297	10,764,284	16,596,675
Interest	895,851	0	0	0	67,001	1,273	964,125
Fees, Licenses, and Permits	1,733,072	0	0	0	0	0	1,733,072
Fines and Forfeitures	998,473	0	0	0	0	121,401	1,119,874
Charges for Services	3,027,165	0	0	588,644	0	71,046	3,686,855
Contributions and Donations	0	0	0	0	0	53,908	53,908
Special Assessments	0	0	0	0	510,659	10,389	521,048
All Other Revenues	274,365	0	0	0	121,414	104,950	500,729
<b>Total Revenues</b>	<b>44,533,356</b>	<b>3,539,890</b>	<b>1,542,565</b>	<b>588,644</b>	<b>4,444,033</b>	<b>12,237,928</b>	<b>66,886,416</b>
<b>EXPENDITURES</b>							
Security of Persons and Property:							
Police and Other	10,788,911	1,237,004	0	0	0	2,486,516	14,512,431
Fire	7,672,968	1,235,681	0	0	0	3,017,431	11,926,080
Public Health Services	967,721	0	0	0	0	828,393	1,796,114
Leisure Time Activities	2,243,613	0	0	0	0	0	2,243,613
Community Environment	2,863,983	0	1,625,982	588,120	0	2,077,445	7,155,530
Basic Utility Services	3,586,864	0	0	0	0	0	3,586,864
Transportation	0	0	0	0	0	2,669,173	2,669,173
General Government	9,888,496	0	0	0	0	831,527	10,720,023
Capital Outlay	2,196,373	0	0	0	0	3,529,387	5,725,760
Debt Service:							
Principal Retirement	1,554,628	0	0	0	9,117,750	349,509	11,021,887
Interest and Fiscal Charges	153,195	0	0	0	1,450,888	55,998	1,660,081
Debt Issuance Costs	0	0	0	0	49,363	0	49,363
<b>Total Expenditures</b>	<b>41,916,752</b>	<b>2,472,685</b>	<b>1,625,982</b>	<b>588,120</b>	<b>10,618,001</b>	<b>15,845,379</b>	<b>73,066,919</b>
Excess of Revenues Over (Under) Expenditures	2,616,604	1,067,205	(83,417)	524	(6,173,968)	(3,607,451)	(6,180,503)
<b>OTHER FINANCING SOURCES (USES)</b>							
Sale of Capital Assets	284,282	0	0	0	0	310	284,592
Inception of Capital Lease	2,147,033	0	0	0	0	0	2,147,033
Bond Anticipation Notes Issued	0	0	0	0	6,415,000	3,260,000	9,675,000
Premium on Debt Issuance	0	0	0	0	114,841	0	114,841
Transfers In	1,707,823	0	0	0	2,000,000	1,215,000	4,922,823
Transfers Out	(3,500,430)	0	0	0	(1,722,849)	0	(5,223,279)
<b>Total Other Financing Sources (Uses)</b>	<b>638,708</b>	<b>0</b>	<b>0</b>	<b>0</b>	<b>6,806,992</b>	<b>4,475,310</b>	<b>11,921,010</b>
Net Change in Fund Balances	3,255,312	1,067,205	(83,417)	524	633,024	867,859	5,740,507
Fund Balances - Beginning of Year	16,721,233	657,416	1,329,314	20,925,403	4,147,562	10,809,084	54,590,012
<b>Fund Balances - End of Year</b>	<b>\$19,976,545</b>	<b>\$1,724,621</b>	<b>\$1,245,897</b>	<b>\$20,925,927</b>	<b>\$4,780,586</b>	<b>\$11,676,943</b>	<b>\$60,330,519</b>

The notes to the financial statements are an integral part of this statement.

**City of Lakewood, Ohio**  
*Reconciliation of the Statement of Revenues, Expenditures and Changes in Fund Balances  
of Governmental Funds to the Statement of Activities  
For the Year Ended December 31, 2020*

**Net Change in Fund Balances-Total Governmental Funds** \$5,740,507

*Amounts reported for Governmental Activities in the Statement of Activities are different because:*

Governmental funds report capital outlays as expenditures. However, in the Statement of Activities, the cost of those assets is allocated over their estimated useful lives as depreciation expense. This is the amount by which capital outlays exceeded depreciation in the current period.

Capital Outlay	7,669,097	
Depreciation	(3,196,286)	
Total		4,472,811

In the Statement of Activities, only the loss on the disposal of capital assets is reported, whereas, in the Governmental Funds, the proceeds from the disposals increase financial resources. Thus, the change in net position differs from the change in fund balance by the net book value of the capital assets. (510,345)

Revenues in the Statement of Activities that do not provide current financial resources are not reported as revenues in the funds.

Delinquent property taxes	(63,853)	
Delinquent payments in lieu of taxes	(7,279)	
Municipal income taxes	485,309	
Special assessments	(231,181)	
Intergovernmental	5,975	
Total		188,971

Other financing sources in the Governmental funds increase long-term liabilities in the Statement of Net Position. These sources were attributed to the inception of capital leases and the issuance of Bond Anticipation Notes and the respective premiums issued. (11,936,874)

Repayment of principal on capital leases, bonds, notes, and loans are expenditures in the Governmental funds, but the repayment reduces long-term liabilities in the Statement of Net Position. 11,021,887

Contractually required contributions are reported as expenditures in governmental funds; however, the statement of net position reports these amounts as deferred outflows

Pension		4,915,408
OPEB		90,489

Except for amounts reported as deferred inflows/outflows, changes in the net pension liability, net pension asset, and net OPEB liability are reported as pension/OPEB expense in the statement of activities.

Pension		(8,237,881)
OPEB		(2,030,540)

Some expenses reported in the Statement of Activities do not require the use of current financial resources and therefore are not reported as expenditures in Governmental funds.

Compensated absences	(478,012)	
Accrued interest on bonds	(32,864)	
Amortization of bond premiums	237,656	
Amortization of loss on refunding	(10,659)	
Total		(283,879)

Internal Service funds are used by management to charge costs to certain activities, such as insurance to individual funds. The net revenue (expense) of Internal Service funds are reported in the Governmental Activities. 1,795,572

**Change in Net Position of Governmental Activities** \$5,226,126

The notes to the financial statements are an integral part of this statement.

**City of Lakewood, Ohio**  
*Statement of Revenues, Expenditures and Changes in Fund Balances –  
 Budget (Non-GAAP Basis) and Actual  
 General Fund  
 For the Year Ended December 31, 2020*

	Original Budget	Final Budget	Actual	Variance with Final Budget Positive (Negative)
<b>Revenues</b>				
Property Taxes	\$8,067,224	\$8,067,224	\$8,290,285	\$223,061
Municipal Income Taxes	24,727,197	24,727,197	25,285,735	558,538
Charges for Services	2,617,027	2,617,027	2,646,986	29,959
Licenses, Permits and Fees	2,067,909	2,067,909	1,733,072	(334,837)
Fines and Forfeitures	1,388,208	1,388,208	1,076,756	(311,452)
Intergovernmental	4,062,932	4,062,932	3,476,305	(586,627)
Interest	1,000,000	1,000,000	768,437	(231,563)
Miscellaneous	669,750	669,750	343,160	(326,590)
<i>Total Revenues</i>	<u>44,600,247</u>	<u>44,600,247</u>	<u>43,620,736</u>	<u>(979,511)</u>
<b>Expenditures</b>				
<b>Current:</b>				
General Government	9,460,446	14,841,521	14,486,698	354,823
Security of Persons and Property	23,691,127	19,395,027	18,496,544	898,483
Public Health Services	1,042,894	1,001,894	981,272	20,622
Community Environment	2,995,352	4,123,869	4,004,007	119,862
Basic Utility Services	3,635,888	3,556,788	3,504,107	52,681
Leisure Time Activities	2,463,495	2,270,118	2,206,656	63,462
<i>Total Expenditures</i>	<u>43,289,202</u>	<u>45,189,217</u>	<u>43,679,284</u>	<u>1,509,933</u>
<i>Excess of Revenues Over (Under) Expenditures</i>	<u>1,311,045</u>	<u>(588,970)</u>	<u>(58,548)</u>	<u>530,422</u>
<b>Other Financing Sources (Uses)</b>				
Sale of Capital Assets	130,386	130,386	284,282	153,896
Advance In	390,000	390,000	492,000	102,000
Transfers Out	(995,423)	(3,500,430)	(3,500,430)	0
Advance Out	(390,000)	(427,993)	(427,000)	993
<i>Total Other Financing Sources (Uses)</i>	<u>(865,037)</u>	<u>(3,408,037)</u>	<u>(3,151,148)</u>	<u>256,889</u>
<i>Net Change in Fund Balance</i>	446,008	(3,997,007)	(3,209,696)	787,311
<i>Fund Balance Beginning of Year</i>	7,929,097	7,929,097	7,929,097	0
<i>Prior Year Encumbrances Appropriated</i>	4,443,165	4,443,165	4,443,165	0
<i>Fund Balance End of Year</i>	<u>\$12,818,270</u>	<u>\$8,375,255</u>	<u>\$9,162,566</u>	<u>\$787,311</u>

The notes to the financial statements are an integral part of this statement.

**City of Lakewood, Ohio**  
*Statement of Revenues, Expenditures and Changes in Fund Balances –  
 Budget (Non-GAAP Basis) and Actual  
 Police and Fire Pension Fund  
 For the Year Ended December 31, 2020*

	Original Budget	Final Budget	Actual	Variance with Final Budget Positive (Negative)
<b>Revenues</b>				
Property Taxes	\$3,059,140	\$3,059,140	\$3,143,554	\$84,414
Intergovernmental	429,857	429,857	396,336	(33,521)
<i>Total Revenues</i>	<u>3,488,997</u>	<u>3,488,997</u>	<u>3,539,890</u>	<u>50,893</u>
<b>Expenditures</b>				
<b>Current:</b>				
Security of Persons and Property:				
Fringe Benefits Police	1,647,598	1,647,598	1,208,350	439,248
Fringe Benefits Fire	1,795,978	1,795,978	1,207,671	588,307
Total Expenditures	<u>3,443,576</u>	<u>3,443,576</u>	<u>2,416,021</u>	<u>1,027,555</u>
<i>Net Change in Fund Balance</i>	45,421	45,421	1,123,869	1,078,448
<i>Fund Balance Beginning of Year</i>	<u>1,070,718</u>	<u>1,070,718</u>	<u>1,070,718</u>	<u>0</u>
<i>Fund Balance End of Year</i>	<u><u>\$1,116,139</u></u>	<u><u>\$1,116,139</u></u>	<u><u>\$2,194,587</u></u>	<u><u>\$1,078,448</u></u>

The notes to the financial statements are an integral part of this statement.

**City of Lakewood, Ohio**  
*Statement of Revenues, Expenditures and Changes in Fund Balances –  
 Budget (Non-GAAP Basis) and Actual  
 Community Development Block Grant Fund  
 For the Year Ended December 31, 2020*

	Original Budget	Final Budget	Actual	Variance with Final Budget Positive (Negative)
<b>Revenues</b>				
Intergovernmental	\$3,096,062	\$3,096,062	\$1,752,122	(\$1,343,940)
<b>Expenditures</b>				
<b>Current:</b>				
Community Environment	2,970,520	1,891,353	1,578,828	312,525
<i>Excess of Revenues Over (Under) Expenditures</i>	125,542	1,204,709	173,294	(1,031,415)
<b>Other Financing Sources (Uses)</b>				
Advances In	0	0	75,000	75,000
Advances Out	0	(140,000)	(140,000)	0
<i>Total Other Financing Sources (Uses)</i>	0	(140,000)	(65,000)	75,000
<i>Net Change in Fund Balance</i>	125,542	1,064,709	108,294	(956,415)
<i>Fund Balance Beginning of Year</i>	206,021	206,021	206,021	0
<i>Fund Balance End of Year</i>	\$331,563	\$1,270,730	\$314,315	(\$956,415)

The notes to the financial statements are an integral part of this statement.



**City of Lakewood, Ohio**  
*Statement of Revenues, Expenditures and Changes in Fund Balances –  
 Budget (Non-GAAP Basis) and Actual  
 Lakewood Hospital Fund  
 For the Year Ended December 31, 2020*

	Original Budget	Final Budget	Actual	Variance with Final Budget Positive (Negative)
<b>Expenditures</b>				
<b>Current:</b>				
Community Environment	\$4,560,000	\$4,560,000	\$2,879,436	\$1,680,564
<i>Net Change in Fund Balance</i>	(4,560,000)	(4,560,000)	(2,879,436)	1,680,564
<i>Fund Balance Beginning of Year</i>	12,998,016	12,998,016	12,998,016	0
<i>Fund Balance End of Year</i>	<u>\$8,438,016</u>	<u>\$8,438,016</u>	<u>\$10,118,580</u>	<u>\$1,680,564</u>

The notes to the financial statements are an integral part of this statement.

**City of Lakewood, Ohio**  
*Statement of Net Position*  
*Proprietary Funds*  
*December 31, 2020*

	Business-Type Activities - Enterprise Funds				Governmental
	Water Fund	Sewer Fund	Nonmajor Funds	Total	Internal Service Funds
<b>ASSETS</b>					
<b>Current Assets:</b>					
Equity in Pooled Cash and Cash Equivalents	\$13,970,849	\$20,703,553	\$803,221	\$35,477,623	\$5,071,955
Cash and Cash Equivalents:					
In Segregated Accounts	62,786	444,210	0	506,996	0
Materials and Supplies Inventory	137,725	396,198	60,472	594,395	0
Accrued Interest Receivable	50,192	0	0	50,192	0
Accounts Receivable	2,052,082	2,265,762	240,787	4,558,631	0
Less: Allowance for Doubtful Accounts	(56,388)	(48,059)	0	(104,447)	0
Interfund Receivable	0	0	0	0	803,528
Intergovernmental Receivable	40,953	544,781	0	585,734	0
Property Taxes Receivable	0	1,929,399	0	1,929,399	0
<b>Total Current Assets</b>	<b>16,258,199</b>	<b>26,235,844</b>	<b>1,104,480</b>	<b>43,598,523</b>	<b>5,875,483</b>
<b>Noncurrent Assets:</b>					
Net Pension Asset	10,295	23,871	1,493	35,659	0
Capital Assets:					
Land	0	1,010	77,130	78,140	0
Construction in Progress	2,299,364	18,876,245	0	21,175,609	0
Depreciable Assets, Net of Depreciation	60,780,159	55,502,253	4,822,757	121,105,169	0
<b>Total Noncurrent Assets</b>	<b>63,089,818</b>	<b>74,403,379</b>	<b>4,901,380</b>	<b>142,394,577</b>	<b>0</b>
<b>Total Assets</b>	<b>79,348,017</b>	<b>100,639,223</b>	<b>6,005,860</b>	<b>185,993,100</b>	<b>5,875,483</b>
<b>DEFERRED OUTFLOWS OF RESOURCES</b>					
Deferral on Refunding	64,997	137,406	22,565	224,968	0
Pension	191,349	443,695	27,751	662,795	0
OPEB	139,177	322,718	20,184	482,079	0
<b>Total Deferred Outflows of Resources</b>	<b>395,523</b>	<b>903,819</b>	<b>70,500</b>	<b>1,369,842</b>	<b>0</b>
<b>LIABILITIES</b>					
<b>Current Liabilities:</b>					
Accounts Payable	596,479	721,548	144,942	1,462,969	6,761
Accrued Wages and Benefits	26,018	75,021	4,087	105,126	0
Retainage Payable	62,786	444,210	0	506,996	0
Intergovernmental Payable	29,567	86,298	4,925	120,790	0
Interfund Payable	24,876	68,814	103,827	197,517	0
Compensated Absences Payable	22,707	118,333	3,491	144,531	0
Accrued Interest Payable	110,477	257,454	280	368,211	0
Claims Payable	0	0	0	0	803,528
General Obligation Bonds Payable	518,317	1,285,790	39,940	1,844,047	0
Notes Payable	5,279,374	13,311,242	0	18,590,616	0
OPWC Loans Payable	525,185	60,693	0	585,878	0
Capital Leases Payable	207,841	261,684	0	469,525	0
<b>Total Current Liabilities</b>	<b>7,403,627</b>	<b>16,691,087</b>	<b>301,492</b>	<b>24,396,206</b>	<b>810,289</b>
<b>Noncurrent Liabilities:</b>					
Compensated Absences Payable	77,397	251,540	4,612	333,549	0
General Obligation Bonds Payable	8,927,618	16,367,238	48,045	25,342,901	0
OPWC Loans Payable	8,013,921	2,118,452	0	10,132,373	0
Capital Leases Payable	1,033,146	602,607	0	1,635,753	0
Net Pension Liability	1,243,727	2,883,918	180,372	4,308,017	0
Net OPEB Liability	856,522	1,986,078	124,218	2,966,818	0
<b>Total Noncurrent Liabilities</b>	<b>20,152,331</b>	<b>24,209,833</b>	<b>357,247</b>	<b>44,719,411</b>	<b>0</b>
<b>Total Liabilities</b>	<b>27,555,958</b>	<b>40,900,920</b>	<b>658,739</b>	<b>69,115,617</b>	<b>810,289</b>
<b>DEFERRED INFLOWS OF RESOURCES</b>					
Property Taxes	0	1,863,115	0	1,863,115	0
Pension	268,563	622,732	38,946	930,241	0
OPEB	123,133	285,517	17,858	426,508	0
<b>Total Deferred Inflows of Resources</b>	<b>391,696</b>	<b>2,771,364</b>	<b>56,804</b>	<b>3,219,864</b>	<b>0</b>
<b>NET POSITION</b>					
Net Investment in Capital Assets	38,639,118	40,509,208	4,834,467	83,982,793	0
Unrestricted	13,156,768	17,361,550	526,350	31,044,668	5,065,194
<b>Total Net Position</b>	<b>\$51,795,886</b>	<b>\$57,870,758</b>	<b>\$5,360,817</b>	<b>\$115,027,461</b>	<b>\$5,065,194</b>

The notes to the financial statements are an integral part of this statement.

**City of Lakewood, Ohio**  
*Statement of Revenues, Expenses and Changes in Fund Net Position*  
*Proprietary Funds*  
*For the Year Ended December 31, 2020*

	<b>Business-Type Activities - Enterprise Funds</b>				<b>Governmental Activities</b>
	<b>Water Fund</b>	<b>Sewer Fund</b>	<b>Nonmajor Funds</b>	<b>Total</b>	<b>Internal Service Funds</b>
<b>OPERATING REVENUES</b>					
Charges for Services	\$12,719,104	\$13,660,223	\$625,255	\$27,004,582	\$6,202,531
Miscellaneous	11,814	8,889	30,809	51,512	967,703
<b>Total Operating Revenues</b>	<b>12,730,918</b>	<b>13,669,112</b>	<b>656,064</b>	<b>27,056,094</b>	<b>7,170,234</b>
<b>OPERATING EXPENSES</b>					
Salaries	1,338,598	3,595,885	208,256	5,142,739	0
Property Taxes	0	0	100,091	100,091	0
Materials and Supplies	199,325	345,731	16,009	561,065	0
Utilities	31,969	254,518	262,916	549,403	0
Contractual Services	483,184	1,433,033	11,894	1,928,111	222,196
Purchased Water	5,866,099	0	0	5,866,099	0
Depreciation	759,390	1,375,761	116,246	2,251,397	0
Claims	0	0	0	0	7,682,896
Capital Outlay	0	0	0	0	0
Other	614,649	878,706	53,189	1,546,544	0
<b>Total Operating Expense</b>	<b>9,293,214</b>	<b>7,883,634</b>	<b>768,601</b>	<b>17,945,449</b>	<b>7,905,092</b>
Operating Income (Loss)	<b>3,437,704</b>	<b>5,785,478</b>	<b>(112,537)</b>	<b>9,110,645</b>	<b>(734,858)</b>
<b>NONOPERATING REVENUES (EXPENSES)</b>					
Gain (Loss) on Sale of Capital Assets	(4,474)	(29,071)	0	(33,545)	0
Interest	198,501	0	0	198,501	0
Interest and Fiscal Charges	(385,742)	(712,186)	(6,633)	(1,104,561)	0
Property Taxes	0	1,908,533	0	1,908,533	0
Special Assessments	116,993	123,439	0	240,432	0
<b>Total Nonoperating Revenues (Expenses)</b>	<b>(74,722)</b>	<b>1,290,715</b>	<b>(6,633)</b>	<b>1,209,360</b>	<b>0</b>
Capital Contributions from Grants	0	8,276,808	0	8,276,808	0
Transfers In	0	0	95,026	95,026	2,530,430
Transfers Out	0	(2,325,000)	0	(2,325,000)	0
Change in Net Position	<b>3,362,982</b>	<b>13,028,001</b>	<b>(24,144)</b>	<b>16,366,839</b>	<b>1,795,572</b>
Net Position - Beginning of Year, Restated	48,432,904	44,842,757	5,384,961	98,660,622	3,269,622
<b>Net Position - End of Year</b>	<b>\$51,795,886</b>	<b>\$57,870,758</b>	<b>\$5,360,817</b>	<b>\$115,027,461</b>	<b>\$5,065,194</b>

The notes to the financial statements are an integral part of this statement.

**City of Lakewood, Ohio**  
*Statement of Cash Flows*  
*Proprietary Funds*  
For the Year Ended December 31, 2020

	Business-Type Activities - Enterprise Funds				Governmental Activities
	Water Fund	Sewer Fund	Nonmajor Funds	Total	Internal Service Funds
<b>CASH FLOWS FROM OPERATING ACTIVITIES</b>					
Cash Received from Charges for Services	\$12,166,315	\$12,997,614	\$632,619	\$25,796,548	\$6,407,587
Cash Received from Other Operating Sources	11,814	8,889	30,809	51,512	967,703
Cash Payments for Employee Services and Benefits	(1,123,369)	(3,096,262)	(177,107)	(4,396,738)	0
Cash Payments for Goods and Services	(6,571,277)	(2,016,733)	(376,009)	(8,964,019)	(222,196)
Cash Payments for Claims	0	0	0	0	(7,888,676)
Cash Payments for Other Operating Expenses	(614,649)	(878,706)	(53,189)	(1,546,544)	0
Net Cash Provided by (Used in) Operating Activities	<u>3,868,834</u>	<u>7,014,802</u>	<u>57,123</u>	<u>10,940,759</u>	<u>(735,582)</u>
<b>CASH FLOWS FROM NONCAPITAL FINANCING ACTIVITIES</b>					
Property Taxes	0	1,916,826	0	1,916,826	0
Special Assessments	28,855	28,986	0	57,841	0
Advances In	0	0	40,000	40,000	0
Advances Out	0	0	(100,000)	(100,000)	0
Transfers In	0	0	95,026	95,026	2,530,430
Transfers Out	0	(2,325,000)	0	(2,325,000)	0
Net Cash Provided by (Used in) Noncapital Financing Activities	<u>28,855</u>	<u>(379,188)</u>	<u>35,026</u>	<u>(315,307)</u>	<u>2,530,430</u>
<b>CASH FLOWS FROM CAPITAL AND RELATED FINANCING ACTIVITIES</b>					
Principal Paid on Debt	(5,605,521)	(13,707,462)	(42,674)	(19,355,657)	0
Interest Paid on Debt	(531,281)	(1,043,544)	(4,253)	(1,579,078)	0
Payments for Capital Acquisitions	(3,197,332)	(13,924,375)	(79,559)	(17,201,266)	0
Bond Anticipation Notes issued	5,265,000	13,275,000	0	18,540,000	0
OPWC Loan issued	1,363,399	1,638,585	0	3,001,984	0
Premium on Debt Issued	62,495	157,576	0	220,071	0
Capital Grants Received	768,892	9,680,869	0	10,449,761	0
Capital Lease Issued	0	449,967	0	449,967	0
Net Cash (Used in) Capital and Related Financing Activities	<u>(1,874,348)</u>	<u>(3,473,384)</u>	<u>(126,486)</u>	<u>(5,474,218)</u>	<u>0</u>
<b>CASH FLOWS FROM INVESTING ACTIVITIES</b>					
Interest on Investments	202,894	0	0	202,894	0
Net Cash Provided by Investing Activities	<u>202,894</u>	<u>0</u>	<u>0</u>	<u>202,894</u>	<u>0</u>
Net Increase (Decrease) in Cash and Cash Equivalents	2,226,235	3,162,230	(34,337)	5,354,128	1,794,848
Cash and Cash Equivalents - Beginning of Year	11,807,400	17,985,533	837,558	30,630,491	3,277,107
<b>Cash and Cash Equivalents - End of Year</b>	<u>\$14,033,635</u>	<u>\$21,147,763</u>	<u>\$803,221</u>	<u>\$35,984,619</u>	<u>\$5,071,955</u>

(Continued)

The notes to the financial statements are an integral part of this statement.

**City of Lakewood, Ohio**  
*Statement of Cash Flows*  
*Proprietary Funds (continued)*  
For the Year Ended December 31, 2020

	<u>Business-Type Activities - Enterprise Funds</u>				<u>Governmental</u>
	<u>Water</u>	<u>Sewer</u>	<u>Nonmajor</u>	<u>Total</u>	<u>Internal</u>
	<u>Fund</u>	<u>Fund</u>	<u>Funds</u>	<u>Total</u>	<u>Service</u>
					<u>Funds</u>
<b>RECONCILIATION OF OPERATING INCOME (LOSS)</b>					
<b>TO NET CASH PROVIDED BY</b>					
<b>OPERATING ACTIVITIES</b>					
Operating Income (Loss)	\$3,437,704	\$5,785,478	(\$112,537)	\$9,110,645	(\$734,858)
Adjustments:					
Depreciation	759,390	1,375,761	116,246	2,251,397	0
(Increase) Decrease in Assets and Deferred Outflows of Resources:					
Accounts Receivable	(552,789)	(662,609)	7,364	(1,208,034)	0
Prepaid Items	6,125	0	0	6,125	0
Interfund Receivable	0	0	0	0	205,056
Materials and Supplies Inventory	(15,134)	13,636	9,478	7,980	0
Net Pension Asset	(4,795)	(11,117)	(695)	(16,607)	0
Deferred Outflows of Resources - Pension	326,615	757,348	47,369	1,131,332	0
Deferred Outflows of Resources - OPEB	(67,659)	(156,882)	(9,815)	(234,356)	0
Increase (Decrease) in Liabilities and Deferred Inflows of Resources:					
Accounts Payable	18,309	2,913	5,423	26,645	6,276
Accrued Wages and Benefits	7,600	12,845	618	21,063	0
Compensated Absences Payable	20,658	49,898	601	71,157	0
Interfund Payable	(6,417)	(15,435)	(988)	(22,840)	0
Intergovernmental Payable	(620)	2,451	2,785	4,616	(7,000)
Claims Payable	0	0	0	0	(205,056)
Net Pension Liability	(469,627)	(1,088,957)	(68,108)	(1,626,692)	0
Net OPEB Liability	46,365	107,509	6,724	160,598	0
Deferred Inflows of Resources - Pension	242,174	561,543	35,119	838,836	0
Deferred Inflows of Resources - OPEB	120,935	280,420	17,539	418,894	0
<b>Net Cash Provided by (Used in) Operating Activities</b>	<u>\$3,868,834</u>	<u>\$7,014,802</u>	<u>\$57,123</u>	<u>\$10,940,759</u>	<u>(\$735,582)</u>
<b><u>Schedule of Noncash Investing, Capital, and Financing Activities:</u></b>					
Net Impact of accruals related to capital assets	(\$537,132)	(\$2,837,328)	\$0	(\$3,374,460)	\$0

The notes to the financial statements are an integral part of this statement.

**City of Lakewood, Ohio**  
*Statement of Fiduciary Net Position*  
*Custodial Funds*  
*December 31, 2020*

---

	<u>Custodial Fund</u>
<b>ASSETS</b>	
Equity in Pooled Cash and Cash Equivalents	\$ 281,721
<b>Total Assets</b>	<u>281,721</u>
<b>LIABILITIES</b>	
<b>Total Liabilities</b>	<u>-</u>
<b>NET POSITION</b>	
Restricted For:	
Individuals, Organizations, and Other Governments	281,721
<b>Total Net Position</b>	<u>\$ 281,721</u>

The notes to the financial statements are an integral part of this statement.

**City of Lakewood, Ohio**  
*Statement of Changes in Fiduciary Net Position*  
*Custodial Funds*  
For the Year Ended December 31, 2020

---

	<b>Custodial Fund</b>
<b>ADDITIONS</b>	
Amounts Received as Fiscal Agent	\$ 800
Licenses, Permits, & Fees Distributions for Other Governments	72,693
Miscellaneous	155,740
<b>Total Additions</b>	<b>229,233</b>
 <b>DEDUCTIONS</b>	
Distributions to the State of Ohio	71,926
Distributions as Fiscal Agent	16,178
Distributions to Individuals	63,348
<b>Total Deductions</b>	<b>151,452</b>
Net Increase in Fiduciary Net Position	77,781
 Net Position - Beginning of Year	 203,940
<b>Net Position - End of Year</b>	<b>\$ 281,721</b>

The notes to the financial statements are an integral part of this statement.

## Notes to the Basic Financial Statements



**City of Lakewood, Ohio**  
*Notes to the Basic Financial Statements*  
*For the Year Ended December 31, 2020*

---

**Note 1 – Description of the City and Reporting Entity**

The City of Lakewood (the "City") was incorporated and chartered in 1911. The City operates under an elected Mayor/Council administrative/legislative form of government and provides the following services as authorized by its charter: public safety (police and fire protection), sanitation, planning and zoning, public improvements, culture and recreation, municipal court and general administration services. In addition, the City owns and operates several business-type activities including a water system, a local sewer system, an ice rink facility, and parking facilities.

***Reporting Entity***

The reporting entity is comprised of the primary government, component units, and other organizations that are included to ensure that the financial statements are not misleading. The primary government consists of all funds, departments, boards and agencies that are not legally separate from the City.

Component units are legally separate organizations for which the City is financially accountable. The City is financially accountable for an organization if the City appoints a voting majority of the organization's governing board and 1) the City is able to significantly influence the programs or services performed or provided by the organization; or 2) the City is legally entitled to or can otherwise access the organization's resources; 3) the City is legally obligated or has otherwise assumed the responsibility to finance the deficits of, or provide financial support to, the organization; 4) or the City is obligated for the debt of the organization. Component units may also include organizations for which the City authorizes the issuance of debt or levying of taxes, or determining the budget. The City has no component units.

The City is associated with the West Shore Council of Governments, a jointly governed organization. Additional information is included in Note 18.

The following entities are excluded from the accompanying financial statements: Lakewood City School District and Lakewood Public Library.

**Note 2 - Summary of Significant Accounting Policies**

The financial statements of the City have been prepared in conformity with Generally Accepted Accounting Principles (GAAP) as applied to governmental units. The Governmental Accounting Standards Board (GASB) is the accepted standard-setting body for establishing governmental accounting and financial reporting principles. The more significant of the City's accounting policies are described below.

***A. Basis of Presentation***

The City's basic financial statements consist of government-wide statements, including a statement of net position and a statement of activities, and fund financial statements, which provide a more detailed level of financial information.

**City of Lakewood, Ohio**  
*Notes to the Basic Financial Statements*  
*For the Year Ended December 31, 2020*  
(Continued)

---

**Note 2 - Summary of Significant Accounting Policies (Continued)**

**Government-wide Financial Statements** - The statement of net position and the statement of activities display information about the City as a whole. These statements include the financial activities of the primary government, except for fiduciary funds. As a general rule, the activity of the internal service fund is eliminated to avoid “doubling up” revenues and expenses. An exception to this general rule is that interfund services provided and used are not eliminated in the process of consolidation. The statements distinguish between those activities of the City that are governmental and those that are considered business-type.

The statement of net position presents the financial condition of the governmental and business-type activities of the City at year-end. The statement of activities presents a comparison between direct expenses and program revenues for each program or function of the City’s governmental activities and for the business-type activities of the City. Direct expenses are those that are specifically associated with a service, program, or department and therefore clearly identifiable to a particular function. Program revenues include charges paid by the recipient for the goods or services offered by the program, grants and contributions that are restricted to meeting the operational or capital requirements of a particular program and interest earned on grants that is required to be used to support a particular program. Revenues which are not classified as program revenues are presented as general revenues of the City with certain limited exceptions. The comparison of direct expenses with program revenues identifies the extent to which each governmental program or business-type activity is self-financing or draws from the general revenues of the City.

**Fund Financial Statements** - During the year, the City segregates transactions related to certain City functions or activities in separate funds in order to aid financial management and to demonstrate legal compliance. Fund financial statements are designed to present financial information of the City at this more detailed level. The focus of governmental and enterprise fund financial statements is on major funds. Each major fund is presented in a separate column. Nonmajor funds are aggregated and presented in a single column. The internal service funds are presented in a single column on the face of the proprietary fund statements. Fiduciary funds are reported by type.

***B. Fund Accounting***

The City uses funds to maintain its financial records during the year. A fund is defined as a fiscal and accounting entity with a self-balancing set of accounts. The City reports three categories of funds: governmental, proprietary, and fiduciary.

**Governmental Funds** - Governmental funds are those through which most governmental functions typically are financed. Governmental fund reporting focuses on the sources, uses, and balances of current financial resources. Expendable assets are assigned to the various governmental funds according to the purposes for which they may or must be used. Current liabilities are assigned to the fund from which they will be paid. The difference between governmental fund assets and deferred outflows of resources compared to liabilities and deferred inflows of resources is reported as fund balance. The following are the City’s major governmental funds:

*General Fund* – The General Fund accounts for and reports all financial resources, except those required to be accounted for in another fund. The General Fund balance is available to the City for any purpose, provided it is expended or transferred according to the Charter of the City of Lakewood and/or general laws of Ohio.

**City of Lakewood, Ohio**  
*Notes to the Basic Financial Statements*  
*For the Year Ended December 31, 2020*  
(Continued)

---

**Note 2 - Summary of Significant Accounting Policies (Continued)**

*Police and Fire Pension Fund* - The Police and Fire Pension Fund accounts for and reports restricted property taxes levied for the partial payments of the current and accrued liability for police and firemen disability and pension.

*Community Development Block Grant Fund* - The Community Development Block Grant Fund accounts for and reports revenues received from the federal government restricted for costs prescribed under the Community Development Block Grant program.

*Lakewood Hospital Fund* – To account for and report ambulance service fees committed to providing emergency medical services (paramedic), payments to the City per the terms of the December 15, 2015 Master Agreement with the Cleveland Clinic Foundation, and fees related to various licenses, permits and fees.

*Debt Service Fund* – The Debt Service Fund accounts for and reports restricted property taxes levied for the payment of principal and interest on general long-term obligations.

The other governmental funds of the City account for grants and other resources whose use is restricted, committed, or assigned to a particular purpose.

**Proprietary Funds** - Proprietary fund reporting focuses on the determination of operating income, changes in net position, financial position, and cash flows. Proprietary funds are classified as either enterprise or internal service.

*Enterprise Funds* - Enterprise funds may be used to account for any activity for which a fee is charged to external users for goods or services. The City has two major Enterprise funds.

*Water Fund:* The Water Fund accounts for the provision of water distribution to the residential and commercial users of the City.

*Sewer Fund:* The Sewer Fund accounts for the sanitary sewer services to the residential and commercial users of the City.

The other enterprise funds are used to account for off-street parking services and to account for the operations of the City's ice rink facility.

*Internal Service Funds* - Internal service funds account for the financing of services provided by one department or agency to other departments or agencies of the City on a cost-reimbursement basis. The City's two internal service funds account for workers' compensation costs and a self insurance program for employee hospitalization and medical benefits.

**City of Lakewood, Ohio**  
*Notes to the Basic Financial Statements*  
*For the Year Ended December 31, 2020*  
*(Continued)*

---

**Note 2 - Summary of Significant Accounting Policies (Continued)**

**Fiduciary Funds** - Fiduciary fund reporting focuses on net position and changes in net position. The fiduciary fund category is split into four classifications: pension (and other employee benefit) trust funds, investment trust funds, private-purpose trust funds, and custodial funds. Trust funds are distinguished from custodial funds by the existence of a trust agreement or equivalent arrangements that have certain characteristics. Custodial funds are used to report fiduciary activities that are not required to be reported in a trust fund.

The City's fiduciary funds are custodial funds. City has one custodial funds and is used to account for evidence trust, fees collected to be distributed to the State and fiscal agent activity.

***C. Measurement Focus***

**Government-wide Financial Statements** - The government-wide financial statements are prepared using the economic resources measurement focus. All assets and deferred outflows of resources and all liabilities and deferred inflows of resources associated with the operation of the City are included on the Statement of Net Position. The Statement of Activities presents increases (e.g., revenues) and decreases (e.g., expenses) in total net position.

**Fund Financial Statements** - All governmental funds are accounted for using a flow of current financial resources measurement focus. With this measurement focus, only current assets and deferred outflows of resources along with current liabilities and deferred inflows of resources generally are included on the Balance Sheet. The Statement of Revenues, Expenditures, and Changes in Fund Balances reports on the sources (i.e., revenues and other financing sources) and uses (i.e., expenditures and other financing uses) of current financial resources. This approach differs from the manner in which the governmental activities of the government-wide financial statements are prepared. Governmental fund financial statements therefore include reconciliations with brief explanations to better identify the relationship between the government-wide statements and the statements for governmental funds.

Like the government-wide statements, all proprietary funds are accounted for on a flow of economic resources measurement focus. All assets and deferred outflows of resources along with all liabilities and deferred inflows of resources associated with the operation of these funds are included on the Statement of Net Position. The Statement of Revenues, Expenses, and Changes in Fund Net Position presents increases (i.e., revenues) and decreases (i.e., expenses) in total net position. The Statement of Cash Flows provides information about how the City finances and meets the cash flow needs of its proprietary activities.

***D. Basis of Accounting***

Basis of accounting determines when transactions are recorded in the financial records and reported on the financial statements. Government-wide financial statements are prepared using the accrual basis of accounting; proprietary funds also use the accrual basis of accounting. Governmental funds use the modified accrual basis of accounting. Differences in the accrual and modified accrual basis of accounting arise in the recognition of revenue, the recording of deferred outflows/inflows of resources, and in the presentation of expenses versus expenditures.

**City of Lakewood, Ohio**  
*Notes to the Basic Financial Statements*  
*For the Year Ended December 31, 2020*  
*(Continued)*

---

**Note 2 - Summary of Significant Accounting Policies (Continued)**

**Revenues - Exchange and Nonexchange Transactions** - Revenue resulting from exchange transactions, in which each party gives and receives essentially equal value, is recorded on the accrual basis when the exchange takes place. On a modified accrual basis, revenue is recorded in the year in which the resources are measurable and become available. Available means that the resources will be collected within the current year or are expected to be collected soon enough thereafter to be used to pay liabilities of the current year. For the City, available means expected to be received within sixty days of year end.

Nonexchange transactions, in which the City receives value without directly giving equal value in return, include income taxes, property taxes, grants, entitlements, and donations. On an accrual basis, revenue from income taxes is recognized in the period in which the income is earned. Revenue from property taxes is recognized in the year for which the taxes are levied (see Note 8). Revenue from grants, entitlements, and donations is recognized in the year in which all eligibility requirements have been satisfied. Eligibility requirements include timing requirements, which specify the year when the resources are required to be used or the year when use is first permitted, matching requirements, in which the City must provide local resources to be used for a specified purpose, and expenditure requirements, in which the resources are provided to the City on a reimbursement basis. On the modified accrual basis, revenue from nonexchange transactions must also be available before it can be recognized.

Under the modified accrual basis, the following revenue sources are considered to be both measurable and available at year end: income tax, state-levied locally shared taxes (including gasoline tax and motor vehicle license tax), fines and forfeitures, interest, grants and entitlements, and fees.

**Deferred Outflows/Inflows of Resources** - In addition to assets, the statements of financial position will sometimes report a separate section for deferred outflows of resources. Deferred outflows of resources, represents a consumption of net position that applies to a future period and will not be recognized as an outflow of resources (expense/expenditure) until then. For the City, deferred outflows of resources are reported on the government-wide statement of net position for deferred charges on refunding, pension and OPEB. A deferred charge on refunding results from the difference in the carrying value of refunded debt and its reacquisition price. This amount is deferred and amortized over the shorter of the life of the refunded or refunding debt. The deferred outflows of resources related to pension and OPEB plans are explained in Notes 15 and 16.

In addition to liabilities, the statements of financial position report a separate section for deferred inflows of resources. Deferred inflows of resources represent an acquisition of net position that applies to a future period and will not be recognized as an inflow of resources (revenue) until that time. For the City, deferred inflows of resources include property taxes, payments in lieu of taxes, pension, OPEB, and unavailable revenues. Property taxes and payments in lieu of taxes represent amounts for which there is an enforceable legal claim as of December 31, 2020, but which were levied to finance year 2021 operations. These amounts have been recorded as deferred inflows on both the government-wide statement of net position and the governmental fund financial statements. Unavailable revenue is reported only on the governmental funds balance sheet, and represents receivables which will not be collected within the available period. For the City, unavailable revenue includes delinquent property taxes (\$510,391) and delinquent payment in lieu of taxes (\$32,153), municipal income taxes (\$11,558,465), intergovernmental grants and entitlements (\$2,369,932), and special assessments (\$1,737,882). These amounts are deferred and recognized as inflows of resources in the period the amounts become available.

**City of Lakewood, Ohio**  
*Notes to the Basic Financial Statements*  
*For the Year Ended December 31, 2020*  
*(Continued)*

---

**Note 2 - Summary of Significant Accounting Policies (Continued)**

Deferred inflows of resources related to pension and OPEB plans are reported on the government-wide statement of net position. (See Notes 15 and 16)

**Expenses/Expenditures** - On the accrual basis of accounting, expenses are recognized at the time they are incurred. The measurement focus of governmental fund accounting is on decreases in net financial resources (expenditures) rather than expenses. Expenditures are generally recognized in the accounting period in which the related fund liability is incurred, if measurable. Allocations of cost, such as depreciation and amortization, are not recognized in governmental funds.

***E. Cash and Cash Equivalents***

To improve cash management, cash received by the City is pooled. Monies for all funds, including proprietary funds, are maintained in this pool. Individual fund integrity is maintained through the City's records. Each fund's interest in the pool is presented as "Equity in Pooled Cash and Cash Equivalents".

Cash held for the City by a bank for the payment of debt principal and interest as they come due and to purchase capital assets from a capital lease is included on the financial statements as "cash and cash equivalents with fiscal agents".

The City also has segregated bank accounts for monies held separate from the City's central bank account. These interest-bearing depository accounts are presented as "cash and cash equivalents in segregated accounts" since they are not required to be deposited into the City treasury.

The City has entered into an agreement with North Point Realty Inc. to manage the Community Health Center and residential properties associated with the December 15, 2015 Master Agreement between the City and the Cleveland Clinic Foundation. As of December 31, 2020, the cash balance held with the escrow agent is \$1,088,741.

The City has invested in the State Treasury Asset Reserve of Ohio (STAR Ohio), municipal bond securities, U.S. debt securities, negotiable CDs, commercial paper, and money market mutual funds during 2020. The City's investment in State Treasury Asset Reserve of Ohio (STAR Ohio) is an investment pool managed by the State Treasurer's Office which allows governments within the State to pool their funds for investment purposes. STAR Ohio is not registered with the SEC as an investment company and is recognized as an external investment pool by the City. The city measures their investment in STAR Ohio as the net asset value (NAV) per share provided by STAR Ohio. The NAV per share is calculated on an amortized cost basis that provides a NAV per share that approximates fair value.

For 2020, there were no limitation or restrictions on any participant withdrawals due to redemption notice periods, liquidity fees, or redemption gates. However, notice must be given 24 hours in advance of all deposits and withdrawals exceeding \$100 million. STAR Ohio reserves the right to limit the transaction to \$100 million, requiring the excess amount to be transacted the following business day(s), but only to the \$100 million limit. All accounts of the participant will be combined for these purposes.

**City of Lakewood, Ohio**  
*Notes to the Basic Financial Statements*  
*For the Year Ended December 31, 2020*  
*(Continued)*

---

**Note 2 - Summary of Significant Accounting Policies (Continued)**

Interest earnings are allocated to City funds according to State statutes, City Charter, grant requirements or debt related restrictions. Interest revenue is distributed to the General Fund, Federal Forfeiture Fund, Debt Service Fund, and Water Fund. Interest revenue credited to the General Fund during 2020 amounted to \$895,851 that includes \$609,427 assigned from other City funds.

Investments of the cash management pool and investments with an original maturity of three months or less at the time they are purchased by the City are presented on the financial statements as cash equivalents.

***F. Restricted Assets***

Amounts held by trustees that are legally restricted for replacement and improvement, debt service and unspent bond proceeds per the applicable bond covenants are reported as restricted assets.

***G. Inventory***

On government-wide financial statements, inventories are presented at the lower of cost or market on a first-in, first-out basis and are expensed when used.

On fund financial statements, inventories of governmental funds are stated at cost while inventories of proprietary funds are stated at the lower of cost or market. For all funds, cost is determined on a first-in, first-out basis. The cost of inventory items is recorded as an expenditure in the governmental funds when consumed. Inventories of the proprietary funds are expensed when used.

Inventory consists of expendable supplies held for consumption.

***H. Assets Held for Resale***

Assets held for resale represents assets consisting of homes purchased and repaired which will be resold through Planning and Development, homes reverted back to the City through the dissolution of Lakewood Hospital Association, and property held by the City to be sold for redevelopment purposes.

***I. Prepaid Items***

Payments made to vendors for services that will benefit periods beyond December 31, 2020, are recorded as prepaid items using the consumption method by recording a current asset for the prepaid amount and reflecting the expenditure/expense in the year in which services are consumed.

***J. Capital Assets***

General capital assets are capital assets which are associated with and generally arise from governmental activities. They generally result from expenditures in the governmental funds. General capital assets are reported in the governmental activities column of the government-wide statement of net position but are not reported in the fund financial statements. Capital assets utilized by the proprietary funds are reported both in the business-type activities column of the government-wide statement of net position and in the respective funds.

**City of Lakewood, Ohio**  
*Notes to the Basic Financial Statements*  
*For the Year Ended December 31, 2020*  
*(Continued)*

---

**Note 2 - Summary of Significant Accounting Policies (Continued)**

All capital assets are capitalized at cost (or estimated historical cost) and updated for additions and retirements during the year. The City was able to estimate the historical cost for the initial reporting of infrastructure by back trending (i.e., estimating the current replacement cost of the infrastructure to be capitalized and using an appropriate price-level index to deflate the cost to the acquisition year or estimated acquisition year). Donated capital assets are recorded at their acquisition values as of the date received. The City maintains a capitalization threshold of five thousand dollars. Improvements are capitalized; the costs of normal maintenance and repairs that do not add to the value of an asset or materially extend an asset's life are not. Interest incurred during the construction of proprietary fund capital assets is also capitalized.

All reported capital assets are depreciated except for land and construction in progress. Improvements are depreciated over the remaining useful lives of the related capital assets. Useful lives for infrastructure were estimated based on the City's historical records of necessary improvements and replacements. Depreciation for governmental and business-type capital assets is computed using the straight-line method over the following useful lives:

Description	Estimated Lives
Land Improvements	25 years
Buildings and Improvements	75 years
Furniture and Equipment	10 - 20 years
Vehicles	15 years
Infrastructure	40 - 100 years

The City's infrastructure consists of roads, traffic signals, sidewalks, curbing, water lines and sewer lines, and includes infrastructure acquired prior to December 31, 1980.

***K. Interfund Balances***

On fund financial statements, outstanding interfund loans and unpaid amounts for interfund services are reported as "Interfund receivables/payables." Interfund balance amounts are eliminated in the Statement of Net Position, except for any net residual amounts due between governmental and business-type activities, which are presented as internal balances.

***L. Compensated Absences***

Vacation benefits are accrued as a liability as the benefits are earned if the employees' rights to receive compensation are attributable to services already rendered, and it is probable that the City will compensate the employees for the benefits through paid time off or some other means. The City records a liability for accumulated unused vacation time when earned for all employees with more than one year of service.

Sick leave benefits are accrued as a liability using the vesting method. The liability includes the employees who are currently eligible to receive termination benefits and those the City has identified as probable of receiving payment in the future (those employees who will be eligible to receive termination payments in the next ten years). The amount is based on accumulated sick leave and employees' wage rates at year end, taking into consideration any limits specified in the City's termination policy.



**City of Lakewood, Ohio**  
*Notes to the Basic Financial Statements*  
*For the Year Ended December 31, 2020*  
*(Continued)*

---

**Note 2 - Summary of Significant Accounting Policies (Continued)**

The entire compensated absences liability is reported on the government-wide financial statements.

On governmental fund financial statements, compensated absences are recognized as liabilities and expenditures to the extent payments come due each period upon occurrence of employee resignations and retirements. These amounts are recorded in the account "Matured Compensated Absences Payable" in the fund from which the employees who have accumulated unpaid leave are paid. For proprietary funds, the entire amount of compensated absences is reported as a fund liability.

***M. Accrued Liabilities and Long-term Obligations***

All payables, accrued liabilities, and long-term obligations are reported in the government-wide financial statements, and all payables, accrued liabilities, and long-term obligations payable from proprietary funds are reported on the proprietary fund financial statements.

In general, governmental fund payables and accrued liabilities that, once incurred, are paid in a timely manner and in full from current financial resources are reported as obligations of the funds. However, claims and judgments, compensated absences, and special termination benefits that will be paid from governmental funds are reported as a liability in the fund financial statements only to the extent that they are due for payment during the current year. Bonds and long-term loans are recognized as a liability on the governmental fund financial statements when due. Net pension/OPEB liability should be recognized in the governmental funds to the extent that benefit payments are due and payable and the pension/OPEB plan's fiduciary net position is not sufficient for payment of those benefits.

***N. Pensions/Other Postemployment Benefits (OPEB)***

For purposes of measuring the net pension/OPEB liability, net pension asset, deferred outflows of resources and deferred inflows of resources related to pensions/OPEB, and pension/OPEB expense, information about the fiduciary net position of the pension/OPEB plans and additions to/deductions from their fiduciary net position have been determined on the same basis as they are reported by the pension/OPEB plan. For this purpose, benefit payments (including refunds of employee contributions) are recognized when due and payable in accordance with the benefit terms. The pension/OPEB plans report investments at fair value.

***O. Fund Balance***

Fund balance is divided into five classifications based primarily on the extent to which the City is bound to observe constraints imposed upon the use of the resources in the governmental funds. The classifications are as follows:

***Nonspendable*** The nonspendable fund balance category includes amounts that cannot be spent because they are not in spendable form, or legally or contractually required to be maintained intact. The "not in spendable form" criterion includes items that are not expected to be converted to cash. It also includes the long-term amounts of loans receivable, as well as property acquired for resale, unless the use of the proceeds from the collection of those receivables or from the sale of those properties is restricted, committed, or assigned.

**City of Lakewood, Ohio**  
*Notes to the Basic Financial Statements*  
*For the Year Ended December 31, 2020*  
*(Continued)*

---

**Note 2 - Summary of Significant Accounting Policies (Continued)**

***Restricted*** Fund balance is reported as restricted when constraints placed on the use of resources are either externally imposed by creditors (such as through debt covenants), grantors, contributors, or laws or regulations of other governments or is imposed by law through constitutional provisions or enabling legislation (City ordinances).

Enabling legislation authorizes the City to assess, levy, charge, or otherwise mandate payment of resources (from external resource providers) and includes a legally enforceable requirement that those resources be used only for the specific purposes stipulated in the legislation. Legal enforceability means that the City can be compelled by an external party, such as citizens, public interest groups, or the judiciary, to use resources created by enabling legislation only for the purposes specified by the legislation.

***Committed*** The committed fund balance classification includes amounts that can be used only for specific purposes imposed by formal action (ordinance) of City Council. Those committed amounts cannot be used for any other purpose unless City Council removes or changes the specified use by taking the same type of action (ordinance) it employed to previously commit those amounts. In contrast to fund balance that is restricted by enabling legislation, committed fund balance classification may be redeployed for other purposes with appropriate due process. Constraints imposed on the use of committed amounts are imposed by City Council, separate from the authorization to raise the underlying revenue; therefore, compliance with these constraints are not considered to be legally enforceable. Committed fund balance also incorporates contractual obligations to the extent that existing resources in the fund have been specifically committed for use in satisfying those contractual requirements.

***Assigned*** Amounts in the assigned fund balance classification are intended to be used by the City for specific purposes but do not meet the criteria to be classified as restricted or committed. In governmental funds other than the general fund, assigned fund balance represents the remaining amount that is not restricted or committed. In the general fund, assigned amounts represent intended uses established by City Council or a City official delegated that authority by City Charter or ordinance, typically the finance director, or by State Statute.

***Unassigned*** Fund balance is the residual classification for the general fund and includes all spendable amounts not contained in the other classifications. In other governmental funds, the unassigned classification is used only to report a deficit balance.

The City applies restricted resources first when expenditures are incurred for purposes for which either restricted or unrestricted (committed, assigned, and unassigned) amounts are available. Similarly, within unrestricted fund balance, committed amounts are reduced first followed by assigned, and then unassigned amounts when expenditures are incurred for purposes for which amounts in any of the unrestricted fund balance classifications could be used.

**City of Lakewood, Ohio**  
*Notes to the Basic Financial Statements*  
*For the Year Ended December 31, 2020*  
*(Continued)*

---

**Note 2 - Summary of Significant Accounting Policies (Continued)**

***P. Net Position***

Net Position is the residual amount when comparing assets and deferred outflows of resources to liabilities and deferred inflows of resources. The net investment in capital assets component of net position consists of capital assets, net of accumulated depreciation, reduced by the outstanding balances of any borrowing used for the acquisition, construction or improvement of those assets. The restricted component of net position is reported when there are limitations imposed on their use either through constitutional provisions or enabling legislation or through external restrictions imposed by creditors, grantors, or laws or regulations of other governments.

Net position that is restricted for other purposes includes courts, litter control, juvenile programs, and an emergency shelter program. The City applies restricted resources when an expense is incurred for purposes for which both restricted and unrestricted components of net position are available.

***Q. Operating Revenues and Expenses***

Operating revenues are those revenues that are generated directly from the primary activity of the proprietary funds. For the City, these revenues are charges for services such as water, wastewater treatment, parking, ice rink and self insurance programs. Operating expenses are necessary costs incurred to provide the service for the primary activity of the fund. Revenues and expenses not meeting these definitions are reported as nonoperating.

***R. Contributions of Capital***

Contributions of capital in governmental and proprietary fund financial statements arise from outside contributions of capital assets, tap-in fees to the extent they exceed the cost of the connection to the system, or from grants or outside contributions of resources restricted to capital acquisition and construction.

***S. Interfund Activity***

Transfers between governmental and business-type activities on the government-wide statements are reported in the same manner as general revenues. Transfers between governmental activities are eliminated on the government-wide financial statements.

Exchange transactions between funds are reported as revenues in the seller funds and as expenditures/expenses in the purchaser funds. Flows of cash or goods from one fund to another without a requirement for repayment are reported as interfund transfers. Interfund transfers are reported as other financing sources/uses in governmental funds and after nonoperating revenues/expenses in proprietary funds. Repayments from funds responsible for particular expenditure/expenses to the funds that initially paid for them are not presented on the financial statements.

**City of Lakewood, Ohio**  
*Notes to the Basic Financial Statements*  
*For the Year Ended December 31, 2020*  
*(Continued)*

---

**Note 2 - Summary of Significant Accounting Policies (Continued)**

***T. Bond Premium***

On the government-wide financial statement, bond premiums are deferred and amortized over the term of the bonds using the straight line method since the results are not significantly different from the effective interest method. Bond premiums are presented as an increase of the face amount of the bonds payable. On the governmental fund statements, bond premiums are receipted in the year the bonds are issued.

***U. Gain/Loss on Refunding***

On the government-wide financial statements, the difference between the reacquisition price (funds required to refund the old debt) and the net carrying amount of the old debt (the gain/loss on refunding) is being amortized as a component of interest expense. This deferred amount is amortized over the life of the old debt or the life of the new debt, whichever is shorter, using the effective interest method.

***V. Extraordinary and Special Items***

Extraordinary items are transactions or events that are both unusual in nature and infrequent in occurrence. Special items are transactions or events that are within the control of the City Administration and that are either unusual in nature or infrequent in occurrence. Neither type of transaction occurred during 2020.

***W. Estimates***

The preparation of the financial statements in conformity with generally accepted accounting principles requires management to make estimates and assumptions that affect the amounts reported in the financial statements and accompanying notes. Actual results may differ from those estimates.

***X. Budgetary Process***

All funds, except custodial funds, are legally required to be budgeted and appropriated. The major documents prepared are the tax budget, the certificate of estimated resources, and the appropriations resolution, all of which are prepared on the budgetary basis of accounting. The tax budget demonstrates a need for existing or increased tax rates. The certificate of estimated resources establishes a limit on the amount Council may appropriate. The appropriations ordinance is Council's authorization to spend resources and sets annual limits on expenditures plus encumbrances at the level of control selected by Council. The legal level of control has been established by Council at the personal service and other object level within each department and fund. Budgetary modifications may only be made by ordinance of the City Council at the legal level of control.

The certificate of estimated resources may be amended during the year if projected increases or decreases in revenue are identified by the Finance Director. The amounts reported as the original budgeted amounts on the budgetary statements reflect the amounts on the certificate of estimated resources when the original appropriations were adopted. The amounts reported as the final budgeted amounts on the budgetary statements reflect the amounts on the final amended certificate of estimated resources issued during 2020.

**City of Lakewood, Ohio**  
*Notes to the Basic Financial Statements*  
*For the Year Ended December 31, 2020*  
*(Continued)*

**Note 2 - Summary of Significant Accounting Policies (Continued)**

The appropriation ordinance is subject to amendment throughout the year with the restriction that appropriations cannot exceed estimated resources. The amounts reported as the original budgeted amounts reflect the first appropriation resolution for that fund that covered the entire year, including amounts automatically carried forward from prior years. The amounts reported as the final budgeted amounts represent the final appropriation amounts passed by Council during the year.

**Note 3 – Changes in Accounting Principles and Restatement of Net Position**

**A. Changes in Accounting Principles**

During the year, the City implemented the following Governmental Accounting Standards Board (GASB) Statements:

GASB Statement No. 83, *Certain Asset Retirement Obligations*. This Statement addresses accounting and financial reporting for certain asset retirement obligations (AROs). The implementation of this Statement did not have an effect on the financial statements of the City.

GASB Statement No. 88, *Certain Disclosures Related to Debt, including Direct Borrowings and Direct Placements*. The objective of this Statement is to improve the information that is disclosed in notes to government financial statements related to debt, including direct borrowings and direct placements. It also clarifies which liabilities governments should include when disclosing information related to debt. These changes were incorporated in the City’s 2020 financial statements.

**B. Restatement in Net Position**

The City had to restate the beginning net position to include a long-term OPWC loan liability previously recorded as grant revenue in the prior year and had the following effects:

	Governmental Activities	Business Type Activities
Net Position December 31, 2019	\$ 39,325,625	\$ 99,470,466
Adjustments:		
OPWC Loan	0	(809,844)
Restated Net Position December 31, 2019	\$ 39,325,625	\$ 98,660,622
	Water	Sewer
Net Position December 31, 2019	\$ 49,242,748	\$ 44,842,757
Adjustments:		
OPWC Loan	(809,844)	0
Restated Net Position December 31, 2019	\$ 48,432,904	\$ 44,842,757

**City of Lakewood, Ohio**  
*Notes to the Basic Financial Statements*  
*For the Year Ended December 31, 2020*  
(Continued)

---

**Note 4 – Accountability**

Fund balances at December 31, 2020 included the following individual fund deficits:

	Deficit
Nonmajor Governmental Funds:	
Emergency Shelter Grant	\$4,998
Family to Family Fund	63,403
Coronavirus Relief	45,817
Total	\$114,218

The General Fund is liable for any deficits in this fund and provides transfers when cash is required not when accruals occur. The deficit fund balance presented above resulted from adjustments for accrued liabilities in accordance with generally accepted accounting principles (GAAP).

**Note 5 – Budgetary Basis of Accounting**

While the City is reporting financial position, results of operations, and changes in fund balances on the basis of generally accepted accounting principles (GAAP basis), the budgetary basis as provided by law is based upon accounting for transactions on a basis of cash receipts, disbursements and encumbrances. The Statement of Revenues, Expenditures, and Changes in Fund Balance - Budget (Non-GAAP Basis) and Actual presented for the General Fund and the major special revenue funds are presented on the budgetary basis to provide a meaningful comparison of actual results with the budget. The major differences between the budget basis and the GAAP basis are:

- Revenues are recorded when received in cash (budget basis) as opposed to when susceptible to accrual (GAAP basis);
- Expenditures are recorded when paid in cash (budget basis) as opposed to when the liability is incurred (GAAP basis);
- Encumbrances are treated as expenditures (budget basis) rather than as a part of restricted, committed, and assigned fund balances (GAAP basis);
- Advances in and advances out are operating transactions (budget basis) as opposed to balance sheet transactions (GAAP basis); and
- The Community Festival Fund is included in the General Fund (GAAP basis), but has a separate legally adopted budget (budget basis).

**City of Lakewood, Ohio**  
*Notes to the Basic Financial Statements*  
*For the Year Ended December 31, 2020*  
*(Continued)*

**Note 5 – Budgetary Basis of Accounting (Continued)**

The following table summarizes the adjustments necessary to reconcile the GAAP basis statements to the budgetary basis statements for the General Fund and the major special revenue funds.

	General Fund	Police and Fire Pension Fund	Community Development Block Grant Fund	Lakewood Hospital
GAAP Basis	\$3,255,312	\$1,067,205	(\$83,417)	\$524
Net Adjustment for Revenue Accruals	(4,767,476)	-	209,557	(588,644)
Advances In	492,000	-	75,000	-
Net Adjustment for Expenditure Accruals	4,160,755	56,664	47,154	(2,291,316)
Advances Out	(427,000)	-	(140,000)	-
Outstanding Encumbrances	(5,923,287)	-	-	-
Budget Basis	<u>\$ (3,209,696)</u>	<u>\$ 1,123,869</u>	<u>\$ 108,294</u>	<u>\$ (2,879,436)</u>

**City of Lakewood, Ohio**  
*Notes to the Basic Financial Statements*  
*For the Year Ended December 31, 2020*  
(Continued)

**Note 6 – Fund Balance**

Fund balance is classified as nonspendable, restricted, committed, assigned and/or unassigned based primarily on the extent to which the City is bound to observe constraints imposed upon the use of the resources in the governmental funds. The constraints placed on fund balance for the major governmental funds and all other governmental funds are presented below:

<b>Fund Balances</b>	<b>General</b>	<b>Police and Fire Pension</b>	<b>Community Development Block Grant</b>	<b>Lakewood Hospital</b>	<b>Debt Service</b>	<b>Other Governmental Funds</b>	<b>Total</b>
<i>Nonspendable</i>							
Prepaid Items	\$494,251	\$0	\$2,253	\$42,391	\$0	\$0	\$538,895
Materials and Supplies Inventory	330,967	0	0	0	0	96,815	427,782
Interfund Balances	487,000	0	0	0	0	0	487,000
Assets held for Resale	161,000	0	0	0	0	0	161,000
Notes Receivable	59,596	0	0	0	0	0	59,596
<b>Total Nonspendable</b>	<u>1,532,814</u>	<u>0</u>	<u>2,253</u>	<u>42,391</u>	<u>0</u>	<u>96,815</u>	<u>1,674,273</u>
<i>Restricted for</i>							
Streets and Highway Improvements	0	0	0	0	0	834,008	834,008
Police and Fire Pension	0	1,724,621	0	0	0	0	1,724,621
Community Development	0	0	1,243,644	0	0	0	1,243,644
Senior Programs	0	0	0	0	0	261,546	261,546
Law Enforcement	0	0	0	0	0	216,880	216,880
Lakewood Municipal Court	0	0	0	0	0	805,883	805,883
HOME Investment Program	0	0	0	0	0	665,946	665,946
FEMA	0	0	0	0	0	2,781	2,781
Neighborhood Stabilization	0	0	0	0	0	307,439	307,439
Litter Control Projects	0	0	0	0	0	8,996	8,996
Debt Service Payments	0	0	0	0	4,780,586	839,010	5,619,596
Capital Improvements	0	0	0	0	0	3,305,477	3,305,477
Hospital Transition	0	0	0	20,883,536	0	0	20,883,536
<b>Total Restricted</b>	<u>0</u>	<u>1,724,621</u>	<u>1,243,644</u>	<u>20,883,536</u>	<u>4,780,586</u>	<u>7,247,966</u>	<u>35,880,353</u>
<i>Committed to</i>							
Land Acquisition	0	0	0	0	0	4,404,672	4,404,672
Other Purposes	0	0	0	0	0	41,708	41,708
<b>Total Committed</b>	<u>0</u>	<u>0</u>	<u>0</u>	<u>0</u>	<u>0</u>	<u>4,446,380</u>	<u>4,446,380</u>
<i>Assigned to</i>							
Community Festival Projects	1,314	0	0	0	0	0	1,314
Purchases on Order							
General Government	4,512,598	0	0	0	0	0	4,512,598
Sanitation	335,350	0	0	0	0	0	335,350
Planning and Development	1,075,339	0	0	0	0	0	1,075,339
<b>Total Assigned</b>	<u>5,924,601</u>	<u>0</u>	<u>0</u>	<u>0</u>	<u>0</u>	<u>0</u>	<u>5,924,601</u>
<i>Unassigned (Deficit)</i>	12,519,130	0	0	0	0	(114,218)	12,404,912
<b>Total Fund Balances</b>	<u>\$19,976,545</u>	<u>\$1,724,621</u>	<u>\$1,245,897</u>	<u>\$20,925,927</u>	<u>\$4,780,586</u>	<u>\$11,676,943</u>	<u>\$60,330,519</u>



**City of Lakewood, Ohio**  
*Notes to the Basic Financial Statements*  
*For the Year Ended December 31, 2020*  
*(Continued)*

---

**Note 7 - Deposits and Investments**

The City is a charter City and has adopted an investment policy through City Ordinance. The City has elected to follow the provisions of State statute. State statutes classify monies held by the City into three categories.

Active deposits are public deposits determined to be necessary to meet current demands upon the City treasury. Active monies must be maintained either as cash in the City Treasury, in commercial accounts payable or withdraw able on demand, including negotiable order of withdrawal (NOW) accounts, or in money market deposit accounts.

Inactive deposits are public deposits that City Council has identified as not required for use within the current five-year period of designation of depositories. Inactive deposits must either be evidenced by certificates of deposit maturing not later than the end of the current period of designation of depositories, or by savings or deposit accounts including, but not limited to, passbook accounts.

Interim deposits are deposits of interim monies. Interim monies are those monies which are not needed for immediate use, but will be needed before the end of the current period of designation for depositories. Interim deposits must be evidenced by time certificates of deposit maturing not more than one year from the date of deposit, or by savings or deposit accounts including passbook accounts.

Interim monies held by the City may be deposited or invested in the following securities:

1. United States Treasury notes, bills, bonds, or other obligation or security issued by the United States Treasury or any other obligation guaranteed as to principal or interest by the United States;
2. Bonds, notes, debentures, or any other obligations or securities issued by any Federal government agency or instrumentality including but not limited to, the Federal National Mortgage Association, Federal Home Loan Bank, Federal Farm Credit Bank, Federal Home Loan Mortgage Corporation, Government National Mortgage Association, and Student Loan Marketing Association. All Federal agency securities shall be direct issuances of Federal government agencies or instrumentalities;
3. Written repurchase agreements in the securities listed above provided that the market value of the securities subject to the repurchase agreement must exceed the principal value of the agreement by at least 2 percent and be marked to market daily, and that the term of the agreement must not exceed 30 days;
4. Bonds and other obligations of the State of Ohio;
5. No-load money market mutual funds consisting exclusively of obligations described in division (1) and (2) of this section and repurchase agreements secured by such obligations, provided that investments in securities described in this division are made only through eligible institutions;
6. The State Treasury Asset Reserve of Ohio (STAR Ohio);

**City of Lakewood, Ohio**  
*Notes to the Basic Financial Statements*  
*For the Year Ended December 31, 2020*  
(Continued)

---

**Note 7 - Deposits and Investments (Continued)**

7. Time certificates of deposit or savings or deposit accounts including, but not limited to, passbook accounts; and
8. Certain bankers acceptances and commercial paper notes for a period not to exceed one hundred eighty days in an amount not to exceed forty percent of the interim monies available for the investment at any one time.

The City may also invest any monies not required to be used for a period of 6 months or more in the following:

1. Bonds of the State of Ohio;
2. Bonds of any municipal corporation, village, county, township, or other political subdivision of this State, to which there is no default of principal, interest, or coupons;
3. Obligations of the City.

Investments in stripped principal or interest obligations, reverse repurchase agreements, and derivatives are prohibited. The issuance of taxable notes for the purpose of arbitrage, the use of leverage, and short selling are also prohibited. An investment must mature within 5 years from the date of purchase, unless matched to a specific obligation or debt of the City, and must be purchased with the expectation that it will be held to maturity.

Investments may only be made through specified dealers and institutions. Payments for investments may be made only upon delivery of the securities representing the investments to the treasurer or qualified trustee or, if the securities are not represented by a certificate, upon receipt of confirmation of transfer from the custodian.

Protection of the City's deposits is provided by the Federal Deposit Insurance Corporation, by eligible securities pledged by the financial institution as security for repayment, by surety company bonds deposited with the treasurer by the financial institution, or by a single collateral pool established by the financial institution to secure the repayment of all public monies deposited with the institution.

**Deposits**

**Custodial Credit Risk:** Custodial credit risk for deposits is the risk that in the event of bank failure, the City will not be able to recover deposits or collateral securities that are in possession of an outside party. At year end, \$3,256,750 of the City's bank balance of \$13,013,316 was covered by Federal Depository Insurance and \$13,115,390 was uninsured and collateralized with securities held by the pledging financial institution's trust department or agent, but not in the City's name. The amount that was uninsured and collateralized with securities held was greater than the bank balance due to the excess collateral allocated by OPCS at year end significantly exceeded the required amount. The City's financial institutions were approved for a reduced collateral rate of 50 percent through the Ohio Pooled Collateral System, resulting in the uninsured and uncollateralized balance.

**City of Lakewood, Ohio**  
*Notes to the Basic Financial Statements*  
*For the Year Ended December 31, 2020*  
(Continued)

---

**Note 7 - Deposits and Investments (Continued)**

The City has no deposit policy for custodial risk beyond the requirements of State statute. Ohio law requires that deposits be either insured or protected by:

Eligible securities pledged to the City and deposited with a qualified trustee by the financial institution as security for repayment whose market value at all times shall be at least 105 percent of the deposits being secured; or

Participation in the Ohio Pooled Collateral System (OPCS), a collateral pool of eligible securities deposited with a qualified trustee and pledged to the Treasurer of State to secure the repayment of all public monies deposited in the financial institution. OPCS requires the total market value of the securities pledged to be 102 percent of the deposits being secured or a rate set by the Treasurer of State. All of the City's financial institution had enrolled in OPCS as of December 31, 2020.

**Investments**

STAR Ohio is measured at net asset value per share while all other investments are measured at fair value. Fair value is determined by quoted market prices and acceptable other pricing methodologies. The City categorizes its fair value measurements within the fair value hierarchy established by generally accepted accounting principles. The hierarchy is based on the valuation inputs used to measure the fair value of the asset. Level 1 inputs are quoted prices in active markets for identical assets. Level 2 inputs are significant other observable inputs. Level 3 inputs are significant unobservable inputs. The following identify the City's recurring fair value measurement as of December 31, 2020. As previously discussed, Star Ohio is reported at its net asset value. All other investments of the City are valued using quoted market prices (Level 1 and 2 inputs). As of December 31, 2020, the City had investments in STAROhio with a net asset value of \$32,662,534 with a weighted average maturity of 56 days; investments in various municipal bond securities with a total fair value of \$15,667,579 and had maturities of less than four years; investments in various U.S. debt securities with a total fair value of \$20,876,235 and had maturities of less than four years; and investments in negotiable certificates of deposit with a total fair value of \$5,135,379. In addition, investments held in money market mutual funds with fiscal agent had a fair value of \$1,302,064. The money market mutual fund had an average maturity of less than one year.

**Interest Rate Risk:** As a means of limiting its exposure to fair value losses caused by rising interest rates, the City's investment policy requires that operating funds be invested primarily in short-term investments maturing within five years from the date of purchase and that the City's investment portfolio be structured so that securities mature to meet cash requirements for ongoing operations and/or long-term debt payments. The stated intent of the policy is to avoid the need to sell securities prior to maturity. To date, no investments have been purchased with a life greater than five years.

**City of Lakewood, Ohio**  
*Notes to the Basic Financial Statements*  
*For the Year Ended December 31, 2020*  
*(Continued)*

---

**Note 7 - Deposits and Investments (Continued)**

**Credit Risk:** STAROhio carries a rating of AAAM by Standard & Poor's. Ohio law requires that STAROhio maintain the highest rating provided by at least one nationally recognized standard rating service. The highest credit rating of the municipal bond securities was AAA by Standard & Poor's and the lowest credit rating was A- by Standard & Poor's. The credit rating for the U.S debt securities was AA+ by Standard & Poor's. The negotiable certificates of deposit were not rated. The credit ratings for the money market mutual fund was AAAM by Standard & Poor's. The City has no investment policy that addresses credit risk.

**Custodial Credit Risk:** Custodial credit risk for investments is the risk that in the event of bank failure, the City will not be able to recover investments or collateral securities that are in possession of an outside party. At year end, the City's investment in negotiable certificates of deposit of \$8,392,129 was fully covered by the FDIC.

**Note 8 - Receivables**

Receivables at December 31, 2020, consisted primarily of accounts (billings for user charged services), intergovernmental receivables arising from grants, entitlements and shared revenues, municipal income taxes, property taxes, loans (Community Development Block Grant monies loaned to local businesses), special assessments and interfunds.

All receivables, except property taxes, special assessments and loans, are expected to be received within one year. Property taxes, although ultimately collectible, include some portion of delinquencies that will not be collected within one year. All receivables, except utility accounts receivable, are deemed collectible in full. Utility accounts receivable may be certified and collected as a special assessment, subject to foreclosure for nonpayment.

Allowance for doubtful accounts has been recorded at \$56,388 in the Water Fund and \$48,059 in the Sewer Fund.

Loans receivable to be collected in more than one-year amount to \$1,199,047 in the Community Development Block Grant Fund.

Special assessments expected to be collected in more than one-year amount to \$1,737,882 in the various governmental funds. The amount of delinquent special assessments at December 31, 2020 was \$194,863.

**A. Property Taxes**

Property taxes include amounts levied against all real, public utility, and tangible personal property located in the City. Property tax revenue received during 2020 for real and public utility property taxes represents collections of 2019 taxes. The latest update was completed in 2018 with the next triennial update being scheduled in 2021.

**City of Lakewood, Ohio**  
*Notes to the Basic Financial Statements*  
*For the Year Ended December 31, 2020*  
*(Continued)*

---

**Note 8 – Receivables (Continued)**

2020 real property taxes are levied after October 1, 2020 on the assessed value as of January 1, 2020, the lien date. Assessed values are established by State law at 35 percent of appraised market value. 2020 real property taxes are collected in and intended to finance 2021 operations.

Real property taxes are payable annually or semi-annually. If paid annually, payment is due December 31; if paid semi-annually, the first payment is due December 31, with the remainder payable by June 20. Under certain circumstances, State statute permits later payment dates can be established.

Public utility tangible personal property currently is assessed at varying percentages of true value; public utility real property is assessed at 35 percent of true value. 2021 public utility property taxes which became a lien December 31, 2020, are levied after October 1, 2020, and are collected in 2021 with real property taxes.

The full tax rate for all City operations for the year ended December 31, 2020, was \$17.40 per \$1,000 of assessed value. The assessed values of real property, public utility tangible property upon which 2020 property tax receipts were based, are as follows:

Category	Assessed Value
Real Estate:	
Residential and Agricultural	\$887,512,080
Commercial/Industrial/Public Utility	179,769,630
Public Utility	20,157,000
Total Assessed Value	\$1,087,438,710

The Cuyahoga County Treasurer collects property taxes on behalf of all taxing districts in the County, including the City of Lakewood. The County Fiscal Officer periodically remits to the City its portion of the taxes. Property taxes receivable represents real and public utility property taxes and outstanding delinquencies, which are measurable as of December 31, 2020, and for which there is an enforceable legal claim. In the governmental funds, the entire receivable has been deferred since current taxes were not levied to finance 2020 operations, and the collection of delinquent taxes during the available period is not subject to reasonable estimation. On the accrual basis, collectible delinquent property taxes have been recorded as revenue while on the modified accrual basis the revenue has been deferred.

**B. Income Tax**

The City levies a municipal income tax at a rate of 1.50 percent. The City's income tax is levied upon the net income of corporations and other business entities and on wages, salaries, and other personal service compensation earned by residents of the City and non-residents working within the City. Residents of the City are granted credit for income taxes paid to other municipalities to a maximum of one-half of one percent of income earned outside the City. Employers within the City are required to withhold income tax on employee compensation and remit the tax to the City at least quarterly. Corporations and other self-employed individual taxpayers are required to pay their estimated tax quarterly and file a declaration annually with the City.

**City of Lakewood, Ohio**  
*Notes to the Basic Financial Statements*  
*For the Year Ended December 31, 2020*  
*(Continued)*

**Note 8 – Receivables (Continued)**

**C. Intergovernmental Receivables**

A summary of the principal items of intergovernmental receivables follows:

	Amount
<b>Governmental Activities:</b>	
Homestead and Rollback	\$930,435
Local Government	1,180,074
Gasoline Tax	814,650
Federal Grant Reimbursements	66,655
Motor Vehicle License Registration	103,675
State Grant Reimbursements	381,113
County Grant Reimbursements	96,422
Permissive Motor Vehicle License Tax	21,244
Other	56
<i>Total Governmental Activities</i>	3,594,324
 <b>Business-Type Activities:</b>	
Homestead and Rollback	120,837
State Grant Reimbursements	464,897
<i>Total Business-Type Activities</i>	585,734
<i>Total Entity-wide</i>	\$4,180,058

**D. Payments in Lieu of Taxes**

According to State law, the City has established several tax incremental financing districts within the City under which the City has granted property tax exemptions and agreed to construct certain infrastructure improvements. The property owners have agreed to make payments to the City to help pay the costs of the infrastructure improvements. The amount of those payments generally reflects all or a portion of the property taxes which the property owners would have paid if the property had not been declared exempt. The property owners' contractual promise to make these payments in lieu of taxes generally continue until the costs of the improvement have been paid or the agreement expires, whichever occurs first. Future development by these or others may result in subsequent agreement to make payment in lieu of taxes and may therefore spread the costs of the improvements to a larger number of property owners.

**Note 9 - Contingencies**

**A. Grants**

The City received financial assistance from Federal and State agencies in the form of grants. The disbursement of funds received under these programs generally requires compliance with terms and conditions specified in the grant agreements and are subject to audit by the grantor agencies. Any disallowed claims resulting from such audits could become a liability of the General Fund or other applicable funds. However, in the opinion of management, any such disallowed claims will not have a material adverse effect on the overall financial position of the City.

**City of Lakewood, Ohio**  
*Notes to the Basic Financial Statements*  
*For the Year Ended December 31, 2020*  
(Continued)

**Note 9 – Contingencies (Continued)**

**B. Litigation**

Several claims and lawsuits are pending against the City. The amount of the liability, if any, cannot be reasonably estimated at this time. However, in the opinion of management, any such claims and lawsuits will not have a material adverse effect on the overall financial position of the City at December 31, 2020.

**Note 10 - Capital Assets**

Capital asset activity for the year ended December 31, 2020, was as follows:

	Balance 12/31/19	Additions	Deletions	Balance 12/31/20
<b>Governmental Activities</b>				
<i>Capital Assets, not being Depreciated:</i>				
Land	\$6,139,702	\$130,775	\$0	\$6,270,477
Construction in Progress	1,378,284	4,412,856	(4,778,098)	1,013,042
<i>Total Capital Assets, not being Depreciated</i>	<u>7,517,986</u>	<u>4,543,631</u>	<u>(4,778,098)</u>	<u>7,283,519</u>
<i>Capital Assets, being Depreciated:</i>				
Land Improvements	11,288,298	1,441,406	(67,558)	12,662,146
Buildings and Improvements	22,229,826	334,260	(126,914)	22,437,172
Furniture and Equipment	5,471,459	234,256	(21,337)	5,684,378
Vehicles	16,139,927	2,650,430	(1,083,394)	17,706,963
Infrastructure				
Roads	58,096,706	2,709,184	(437,212)	60,368,678
Traffic Signals	8,186,589	0	0	8,186,589
Sidewalks	6,273,637	534,028	(155,541)	6,652,124
Curbing	1,434,304	0	0	1,434,304
<i>Total Capital Assets, being Depreciated</i>	<u>129,120,746</u>	<u>7,903,564</u>	<u>(1,891,956)</u>	<u>135,132,354</u>
Less Accumulated Depreciation:				
Land Improvements	(3,936,438)	(362,741)	64,176	(4,235,003)
Buildings and Improvements	(7,437,399)	(281,680)	26,914	(7,692,165)
Furniture and Equipment	(3,120,838)	(177,802)	20,271	(3,278,369)
Vehicles	(7,773,518)	(961,407)	956,053	(7,778,872)
Infrastructure				
Roads	(17,196,446)	(1,148,352)	180,609	(18,164,189)
Traffic Signals	(3,566,324)	(189,384)	0	(3,755,708)
Sidewalks	(658,750)	(62,685)	133,588	(587,847)
Curbing	(603,886)	(12,235)	0	(616,121)
Total Accumulated Depreciation	<u>(44,293,599)</u>	<u>(3,196,286)</u>	<u>1,381,611</u>	<u>(46,108,274)</u>
Total Capital Assets being Depreciated, Net	<u>84,827,147</u>	<u>4,707,278</u>	<u>(510,345)</u>	<u>89,024,080</u>
Governmental Activities Capital Assets, Net	<u>\$92,345,133</u>	<u>\$9,250,909</u>	<u>(\$5,288,443)</u>	<u>\$96,307,599</u>

**City of Lakewood, Ohio**  
*Notes to the Basic Financial Statements*  
*For the Year Ended December 31, 2020*  
(Continued)

**Note 10 - Capital Assets (Continued)**

	Balance 12/31/19	Additions	Deletions	Balance 12/31/20
<b>Business-Type Activities</b>				
<i>Capital Assets, not being Depreciated:</i>				
Land	\$78,140	\$0	\$0	\$78,140
Construction in Progress	23,774,395	13,576,643	(16,175,429)	21,175,609
<i>Total Capital Assets, not being Depreciated</i>	<u>23,852,535</u>	<u>13,576,643</u>	<u>(16,175,429)</u>	<u>21,253,749</u>
<i>Capital Assets, being Depreciated:</i>				
Land Improvements	13,991,666	20,193	0	14,011,859
Buildings and Improvements	19,509,453	8,812,695	0	28,322,148
Furniture and Equipment	10,458,761	133,038	(65,598)	10,526,201
Vehicles	3,044,975	70,336	(255,052)	2,860,259
Infrastructure:				
Sidewalks	65,172	0	0	65,172
Water Lines	68,392,860	0	0	68,392,860
Sewer Lines	35,562,427	7,430,555	0	42,992,982
<i>Total Capital Assets, being Depreciated</i>	<u>151,025,314</u>	<u>16,466,817</u>	<u>(320,650)</u>	<u>167,171,481</u>
Less Accumulated Depreciation:				
Land Improvements	(2,480,133)	(513,471)	0	(2,993,604)
Buildings and Improvements	(7,181,860)	(256,804)	0	(7,438,664)
Furniture and Equipment	(7,559,178)	(295,390)	62,318	(7,792,250)
Vehicles	(1,555,921)	(184,423)	224,791	(1,515,553)
Infrastructure				
Sidewalks	(2,658)	(651)	0	(3,309)
Water Lines	(16,021,938)	(667,331)	0	(16,689,269)
Sewer Lines	(9,300,337)	(333,326)	0	(9,633,663)
<i>Total Accumulated Depreciation</i>	<u>(44,102,025)</u>	<u>(2,251,396)</u>	<u>287,109</u>	<u>(46,066,312)</u>
Total Capital Assets, being Depreciated, Net	<u>106,923,289</u>	<u>14,215,421</u>	<u>(33,541)</u>	<u>121,105,169</u>
Business-Type Activities Assets, Net	<u>\$130,775,824</u>	<u>\$27,792,064</u>	<u>(\$16,208,970)</u>	<u>\$142,358,918</u>

\* Depreciation expense was charged to governmental and business-type functions as follows:

Governmental Activities		Business-Type Activities	
Security of Persons and Property - Police	\$159,758	Water Fund	\$759,390
Security of Persons and Property - Fire	353,215	Sewer Fund	1,375,760
Public Health Services	37,818	Parking Facilities Fund	36,263
Leisure Time Activities	507,443	Winterhurst Ice Rink Fund	79,983
Community Environment	13,649	Total Depreciation Expense	<u>\$2,251,396</u>
Basic Utility Services	338,278		
Transportation	1,601,517		
General Government	184,608		
Total Depreciation Expense	<u>\$3,196,286</u>		



**City of Lakewood, Ohio**  
*Notes to the Basic Financial Statements*  
*For the Year Ended December 31, 2020*  
(Continued)

**Note 11 – Conduit Debt Obligations**

From time to time, the City has issued Industrial Revenue Bonds to provide financial assistance to private-sector entities for the acquisition and construction of industrial and commercial facilities deemed to be in the public interest. The bonds are secured by the property financed and are payable solely from payments received on the underlying mortgage loans. Upon repayment of the bonds, ownership of the acquired facilities transfers to the private-sector entity served by the bond issuance. Neither the City, the State, nor any political subdivision thereof is obligated in any manner for repayment of the bonds. Accordingly, the bonds are not reported as liabilities in the accompanying financial statements.

On October 23, 2000, the City issued Educational Facilities Revenue Bonds for the purpose of providing funds to pay costs of acquiring and constructing additional facilities for St. Edward High School. The aggregate principal amount of conduit debt obligations for St. Edward High School was \$10,800,000. As of December 31, 2020, the aggregate principal amount of conduit debt obligation outstanding for St. Edward High School was \$6,170,000. These bonds do not constitute a debt or pledge of the full faith and credit of the City and, therefore, are not reported in the financial statements.

**Note 12- Long-Term Obligations**

The original issue date, interest rate, original issuance amount and maturity date for each of the City’s long-term obligations follows:

	Original Issue Date	Interest Rate	Original Issue Amount	Date of Maturity
<b>Governmental Activities</b>				
<i>Notes</i>				
Various Purpose	2020	2.00%	\$9,675,000	March 24, 2021
Various Purpose	2019	3.00%	6,415,000	March 26, 2020
<b>General Obligation Bonds</b>				
Various Purpose Refunding-2017	2017	4.00-5.25%	5,745,000	December 1, 2026
Various Purpose Refunding-2011	2011	2.00-5.00%	3,075,268	December 1, 2028
Various Purpose	2011	2.00-5.00%	7,770,000	December 1, 2028
Various Purpose Refunding-2012	2012	2.00-5.00%	3,097,660	December 1, 2023
Various Purpose Refunding and Improvement Bonds Series 2016A-2005 GO Refunding	2016	1.60-5.00%	1,554,760	December 1, 2025
Various Purpose Refunding and Improvement Bonds Series 2016A	2016	1.60-5.00%	12,417,260	December 1, 2036
Various Improvement Improvement Bonds Series 2019	2019	1.60-3.48%	8,861,498	December 1, 2040
<b>Tax Increment Financing</b>				
Refunding Bonds Series 2016B Rockport Square-2004	2016	2.50-3.00%	2,890,000	July 1, 2024
Various Purpose Refunding and Improvement Bonds Series 2016A-2005 GO Refunding Vedda	2016	1.60-5.00%	221,784	December 1, 2025
<b>Business-Type Activities</b>				
<i>Notes</i>				
<i>Water</i>				
Water Main Improvements	2020	2.00%	5,265,000	March 24, 2021
Water Main Improvements	2019	3.00%	4,315,000	March 26, 2020
<i>Sewer</i>				
Various Purpose	2020	2.00%	13,275,000	March 25, 2021
Various Purpose	2019	3.00%	11,975,000	March 26, 2020

**City of Lakewood, Ohio**  
*Notes to the Basic Financial Statements*  
*For the Year Ended December 31, 2020*  
(Continued)

**Note 12- Long-Term Obligations (Continued)**

	Original Issue Date	Interest Rate	Original Issue Amount	Date of Maturity
<b>General Obligation Bonds</b>				
<i>Water</i>				
Various Purpose Refunding and Improvement Bonds Series 2016A-2005 GO Refunding	2016	1.60-5.00%	\$ 344,055	December 1, 2025
Various Purpose Refunding and Improvement Bonds Series 2016A-2005 Water Main Improvements	2016	1.60-5.00%	6,690,000	December 1, 2031
Various Improvement Improvement Bonds Series 2019	2019	1.60-3.48%	3,327,317	December 1, 2040
<i>Sewer</i>				
Sewer Construction Refunding	2012	2.00%	2,347,340	December 1, 2023
Various Purpose Refunding and Improvement Bonds Series 2016A-2005 GO Refunding	2016	1.60-5.00%	2,494,400	December 1, 2025
Various Purpose Refunding and Improvement Bonds Series 2016A-2006 Sewer Improvements Bonds	2016	1.60-5.00%	9,325,000	December 1, 2031
Various Purpose Refunding and Improvement Series 2016A	2016	1.60-5.00%	3,522,740	December 1, 2036
Various Improvement Improvement Bonds Series 2019	2019	1.60-3.48%	4,026,185	December 1, 2040
<i>Winterhurst</i>				
Bonds Series 2016A-2005 GO Refunding	2016	1.60-5.00%	114,684	December 1, 2025
<i>Parking</i>				
2017 Refunding-Meter Replacement	2017	2.50%	145,000	December 1, 2026
<b>OPWC Loans</b>				
<i>Water</i>				
Water Main Replacements	2001	0%	1,944,012	December 1, 2021
Water Main Replacements	2003	0%	994,614	July 1, 2023
Water Main Replacements	2003	0%	1,592,840	July 1, 2023
Belle Avenue Improvements	2003	0%	484,637	December 1, 2023
Water Main Replacements	2015	0%	677,004	July 1, 2036
Water Main Replacements	2016	0%	676,500	December 1, 2036
Water Main Replacements	2017	0%	1,320,000	December 1, 2037
Water Main Replacements	2018	0%	4,000,000	December 1, 2038
Water Main Replacements	2019	0%	4,000,000	December 1, 2039
Water Main Replacements*	2020	0%	1,332,495	December 1, 2041
<i>Sewer</i>				
Edgewater Drive-Sewer Separation	2002	0%	604,258	December 1, 2022
West End Sewer Separation	2016	0%	428,399	December 1, 2036
Webb Rd. Outfall	2017	0%	181,219	July 1, 2040
High Rate Treatment Plant Elimination*	2020	0%	22,100,000	December 1, 2050

\*- New OPWC loans that the City has entered into, however; these loans are not complete and amortization schedule has not been provided to the City.

**City of Lakewood, Ohio**  
*Notes to the Basic Financial Statements*  
*For the Year Ended December 31, 2020*  
(Continued)

**Note 12- Long-Term Obligations (Continued)**

Changes in the long-term obligations of the City during 2020 were as follows:

	Balance December 31, 2019	Additions	Deletions	Balance December 31, 2020	Amount Due in One Year
<i>Governmental Activities</i>					
<b>Notes Payable</b>					
Various Purpose-2020	\$0	\$9,675,000	\$0	\$9,675,000	\$9,675,000
Unamortized Premium	0	114,841	88,428	26,413	0
Various Purpose-2019	6,415,000	0	6,415,000	0	0
Unamortized Premium	17,334	0	17,334	0	0
<i>Total Notes Payable</i>	<u>6,432,334</u>	<u>9,789,841</u>	<u>6,520,762</u>	<u>9,701,413</u>	<u>9,675,000</u>
<b>General Obligation Bonds</b>					
Various Purpose Refunding-2017	3,320,000	0	870,000	2,450,000	880,000
Various Purpose-2011	6,585,000	0	600,000	5,985,000	630,000
Various Purpose Refunding-2012	1,427,938	0	347,029	1,080,909	352,718
Unamortized Premium	32,810	0	8,202	24,608	0
Various Purpose Improvement Bonds and Refunding Series 2016A-2005 GO	822,233	0	159,141	663,092	124,817
Unamortized Premium	77,437	0	12,390	65,047	0
Various Purpose Improvement Bonds and Refunding Series 2016A-2005 Vedda	126,631	0	24,509	102,122	19,223
Unamortized Premium	11,927	0	1,908	10,019	0
Various Purpose Improvement Bonds and Refunding Series 2016A	11,061,800	0	475,190	10,586,610	486,875
Unamortized Premium	993,109	0	61,114	931,995	0
Refunding Bonds Series 2016B	1,715,000	0	325,000	1,390,000	330,000
Unamortized Premium	39,440	0	7,513	31,927	0
Various Improvement Improvement Bonds Series 2019	8,697,548	0	251,390	8,446,158	262,320
Unamortized Premium	856,118	0	40,767	815,351	0
<i>Total General Obligation Bonds</i>	<u>35,766,991</u>	<u>0</u>	<u>3,184,153</u>	<u>32,582,838</u>	<u>3,085,953</u>
<b>Other Long-Term Obligations</b>					
Claims Payable	1,008,584	7,683,620	7,888,676	803,528	803,528
Compensated Absences Payable	7,198,119	958,179	480,167	7,676,131	3,789,041
Capital Lease Payable	6,516,044	2,147,033	1,554,628	7,108,449	1,350,841
Net Pension Liability					
OPERS	24,056,764	0	6,593,914	17,462,850	0
OP&F	51,739,072	0	9,830,158	41,908,914	0
Total Net Pension Liability	<u>75,795,836</u>	<u>0</u>	<u>16,424,072</u>	<u>59,371,764</u>	<u>0</u>
Net OPEB Liability					
OPERS	11,375,212	650,992	0	12,026,204	0
OP&F	5,772,200	372,873	0	6,145,073	0
Total Net OPEB Liability	<u>17,147,412</u>	<u>1,023,865</u>	<u>0</u>	<u>18,171,277</u>	<u>0</u>
<i>Total Other Long-Term Obligations</i>	<u>107,665,995</u>	<u>11,812,697</u>	<u>26,347,543</u>	<u>93,131,149</u>	<u>5,943,410</u>
<i>Total Governmental Activities</i>	<u>\$149,865,320</u>	<u>\$21,602,538</u>	<u>\$36,052,458</u>	<u>\$135,415,400</u>	<u>\$18,704,363</u>

**City of Lakewood, Ohio**  
*Notes to the Basic Financial Statements*  
*For the Year Ended December 31, 2020*  
(Continued)

**Note 12- Long-Term Obligations (Continued)**

	Balance December 31, 2019	Additions	Deletions	Balance December 31, 2020	Amount Due in One Year
<i>Business-Type Activities</i>					
<b>Notes</b>					
<i>Water</i>					
Water Main Improvements-2019	\$4,315,000	\$0	\$4,315,000	\$0	\$0
Unamortized Premium	11,665	0	11,665	0	0
Water Main Improvements-2020	0	5,265,000	0	5,265,000	5,265,000
Unamortized Premium	0	62,495	48,121	14,374	14,374
<i>Sewer</i>					
Various Purpose-2019	11,975,000	0	11,975,000	0	0
Unamortized Premium	32,362	0	32,362	0	0
Various Purpose-2020	0	13,275,000	0	13,275,000	13,275,000
Unamortized Premium	0	157,576	121,334	36,242	36,242
<i>Total Notes Payable</i>	<u>16,334,027</u>	<u>18,760,071</u>	<u>16,503,482</u>	<u>18,590,616</u>	<u>18,590,616</u>
<b>General Obligation Bonds</b>					
<i>Water</i>					
Various Purpose Improvement Bonds and Refunding Series 2016A					
2005 Water Main Improvements	196,444	0	38,021	158,423	29,821
Unamortized Premium	18,501	0	2,960	15,541	0
Various Purpose Improvement Bonds and Refunding Series 2016A					
2006 Water Main Improvements	5,605,000	0	380,000	5,225,000	390,000
Unamortized Premium	622,215	0	55,308	566,907	0
Various Purpose Improvement Bonds Series 2019					
Unamortized Premium	3,265,757	0	94,392	3,171,365	98,496
Unamortized Premium	324,735	0	16,036	308,699	0
<i>Sewer</i>					
Sewer Construction Refunding Bonds- 2012					
Unamortized Premium	1,082,061	0	262,971	819,090	267,282
Unamortized Premium	24,865	0	6,215	18,650	0
Various Purpose Improvement Bonds and Refunding Series 2016A					
Sewer Construction-2005	1,424,212	0	275,654	1,148,558	216,199
Unamortized Premium	134,131	0	21,461	112,670	0
Various Purpose Improvement Bonds and Refunding Series 2016A					
Sewer Construction-2006	7,815,000	0	530,000	7,285,000	545,000
Unamortized Premium	867,350	0	77,098	790,252	0
Various Purpose Improvement Bonds and Refunding Series 2016A					
Unamortized Premium	3,138,200	0	134,810	3,003,390	138,125
Unamortized Premium	281,741	0	17,338	264,403	0
Various Purpose Improvement Bonds Series 2019					
Unamortized Premium	3,951,695	0	114,218	3,837,477	119,184
Unamortized Premium	392,943	0	19,405	373,538	0
<i>Winterhurst</i>					
Various Purpose Improvement Bonds and Refunding Series 2016A					
Unamortized Premium	65,480	0	12,674	52,806	9,940
Unamortized Premium	6,166	0	987	5,179	0
<i>Parking</i>					
2017 Refunding-Meter Replacement	60,000	0	30,000	30,000	30,000
<i>Total General Obligation Bonds</i>	<u>\$29,276,496</u>	<u>\$0</u>	<u>\$2,089,548</u>	<u>\$27,186,948</u>	<u>\$1,844,047</u>

**City of Lakewood, Ohio**  
*Notes to the Basic Financial Statements*  
*For the Year Ended December 31, 2020*  
(Continued)

**Note 12- Long-Term Obligations (Continued)**

	Restated Balance December 31, 2019	Additions	Deletions	Balance December 31, 2020	Amount Due in One Year
<b>Direct Borrowings and Placement of debt</b>					
<b>OPWC Loans</b>					
<i>Water Fund</i>					
Water Main Replacements-2001	\$97,199	\$0	\$97,199	\$0	\$0
Water Main Replacements-2003	174,058	0	49,730	124,328	49,730
Water Main Replacements-2003	278,752	0	79,640	199,112	79,642
Belle Avenue Improvements-2003	109,044	0	24,231	84,813	24,232
Water Main Replacements-2015	558,529	0	33,850	524,679	33,850
Water Main Replacements-2016	575,022	0	33,826	541,196	33,826
Water Main Replacements-2017	1,188,000	0	66,000	1,122,000	66,000
Water Main Replacements-2018	1,146,766	0	57,338	1,089,428	57,338
Water Main Replacements-2019	3,580,434	30,904	90,283	3,521,055	180,567
Idlewood, Lakeland & Morrison Watermain Replacement	0	1,332,495	0	1,332,495	0
<i>Total Water Fund</i>	<u>7,707,804</u>	<u>1,363,399</u>	<u>532,097</u>	<u>8,539,106</u>	<u>525,185</u>
<i>Sewer</i>					
West End Sewer Separation-2016	364,139	0	21,420	342,719	21,420
Edgewater Drive-Sewer Separation-2002	60,425	0	30,213	30,212	30,213
High Rate Treatment Elimination	0	1,638,585	0	1,638,585	0
Webb Rd. Outfall	181,219	0	13,590	167,629	9,060
<i>Total Sewer Fund</i>	<u>605,783</u>	<u>1,638,585</u>	<u>65,223</u>	<u>2,179,145</u>	<u>60,693</u>
<i>Total OPWC Loans</i>	<u>8,313,587</u>	<u>3,001,984</u>	<u>597,320</u>	<u>10,718,251</u>	<u>585,878</u>
<b>Other Long-Term Obligations</b>					
Compensated Absences Payable	401,687	97,940	21,547	478,080	144,531
Capital Lease Payable	2,250,908	449,967	595,597	2,105,278	469,525
Net Pension Liability - OPERS	5,934,709	0	1,626,692	4,308,017	0
Net OPEB Liability - OPERS	2,806,220	160,598	0	2,966,818	0
<i>Total Other Long-Term Obligations</i>	<u>11,393,524</u>	<u>708,505</u>	<u>2,243,836</u>	<u>9,858,193</u>	<u>614,056</u>
<i>Total Business-Type Activities</i>	<u>\$65,317,634</u>	<u>\$22,470,560</u>	<u>\$21,434,186</u>	<u>\$66,354,008</u>	<u>\$21,634,597</u>

**Governmental Activities**

**General Obligation Bonds** For governmental activities, general obligation bonds will be retired from the Debt Service and TIF Bond Retirement Debt Service Funds using general property tax and payments in lieu of taxes revenue.

On February 9, 2011, the City issued general obligation bonds, in the amount of \$7,770,000, to pay off the \$7,770,000 2010 various purpose notes. The bond was issued with an interest rate varying from 2 percent to 5 percent. The bond was issued for a seventeen-year period with final maturity on December 1, 2028. The bonds will be retired through the Debt Service Fund.

The City issued \$5,445,000 in various purpose bonds on October 17, 2012 at 2.00 percent. These bonds were issued to retire the \$6,025,000 refunding bond anticipation notes which matured on October 18, 2012.

**City of Lakewood, Ohio**  
*Notes to the Basic Financial Statements*  
*For the Year Ended December 31, 2020*  
*(Continued)*

---

**Note 12 - Long-Term Obligations (Continued)**

The bonds were issued for an eleven year period with final maturity on December 1, 2023. The bonds will be retired from the City's Debt Service and Sewer Funds, \$3,097,660 and \$2,347,340, respectively.

On April 5, 2016, the City issued general obligation bonds, in the amount of \$39,460,000, to refund bonds previously issued in: 2004 and 2005 for various purposes in the amount of \$13,857,336, in 2004 for the Rockport Square development project in the amount of \$2,890,000, in 2005 for the Vedda Printing Development project in the amount of \$221,784 and in 2006 for water and sewer bonds in the amount of \$22,490,880. The bonds were issued with interest rates varying from 2 percent to 5 percent. The bonds were issued for a twenty year period with final maturity on December 1, 2036. The Rockport Square bonds will be paid through tax increment financing where the payments in lieu of taxes (PILOTS) generated will pay the debt service payments. In the event that insufficient funds are collected, the shortfall will be the responsibility of the developer, per the master agreement. The Vedda Printing Development project bonds will be paid through tax increment financing where the payments in lieu of taxes (PILOTS) generated will pay the debt service payments. All other bonds will be retired through Debt service, Water, Sewer and Winterhurst funds.

The bonds were sold at a premium of \$4,019,806. Proceeds were deposited in an irrevocable trust with an escrow agent to provide for all future debt payments on the refunded 2004 and 2005 general obligation bonds, Rockport Square Development bonds, Vedda Printing bonds, and the 2005 water and sewer bonds. As a result, \$ 3,090,000 of these bonds was considered defeased and the liability for the refunded bonds has been removed from the City's financial statements. As of December 31, 2020, the amount of defeased debt that is still outstanding but removed from the government-wide financial statements is \$1,580,000.

On June 6, 2017, the City issued general obligation bonds in the amount of \$5,890,000, to refund bonds previously issued in: 2007 for various purposes and meter replacement, in the amounts of \$5,775,000 and \$145,000, respectively. The bonds were issued with an interest rate of 2.5 percent. The bonds were issued for a nine year period with final maturity on December 1, 2026. The bonds will be retired by the City's Debt Service and Parking Funds.

Proceeds were deposited in an irrevocable trust with escrow agent to provide all future debt payments on the refunded 2007 various purpose and meter replacement bonds. As a result, \$5,820,000 of these bonds were considered defeased and the liability for the refunded bonds has been removed from the City's financial statements. As of December 31, 2020, the amount of defeased debt that is still outstanding but removed from the government-wide financial statements is \$2,515,000.

On March 27, 2019, the City issued \$22,705,000 in various purpose improvement tax revenue notes at 3.00 percent that will mature March 25, 2020. The proceeds were used to retire previously issued notes within the Governmental Activities, Water and Sewer Fund.

On March 27, 2019, the City issued \$16,215,000 in various purpose improvement Bonds at 3.375 - 5.00 percent that will mature on December 1, 2040. The proceeds were used to retire previously issued notes within the Governmental Activities, Water and Sewer Fund. The bonds will be paid through 2040.

**City of Lakewood, Ohio**  
*Notes to the Basic Financial Statements*  
*For the Year Ended December 31, 2020*  
*(Continued)*

---

**Note 12 - Long-Term Obligations (Continued)**

***Other Long-Term Obligations***

Compensated absences will be paid from the General Fund, Streets and Highway, Community Development Block Grant, Office on Aging, and Lakewood Hospital Special Revenue Funds, and the Water, Sewer, and Parking Facilities Enterprise Funds. There is no repayment schedule for the net pension liability and net OPEB liability; however, employer pension and OPEB contributions are made from the General Fund. For additional information related to the net pension liability and net OPEB liability see Notes 15 and 16. For information regarding asset retirement obligations see Note 24.

***Business-Type Activities***

The general obligation bonds, and OPWC loans reported in the Enterprise Funds will be paid from revenues derived by the City from water, sewer and parking meter user charges. The OPWC loans reported in the Enterprise funds are not general obligation and are not backed by the full faith and credit of the City.

On July 1, 2018, the City entered into a loan agreement with the Ohio Public Works Commission (OPWC) for High Rate Treatment Facility project in the amount of \$3,366,425. As of December 31, 2020, the project has not been finalized or fully disbursed.

On December 14, 2018, the City entered into a loan agreement with the Ohio Water Development Authority (OWDA) for the High Rate Treatment Facility Wastewater project in the amount of \$18,037,667. As of December 31, 2020, the project has not been finalized or fully disbursed.

The City has pledged future revenues to repay OPWC loans in the Water Fund. The debt is payable solely from the net revenues and is payable through 2039. Annual principal on the loans are expected to require less than 14 percent of net revenues and less than 4 percent of total revenues. The total principal remaining to be paid on the loans are \$8,539,106. Principal paid for the current year were \$532,097, total net revenues were \$4,512,588, and total revenues were \$13,046,412.

The City has pledged future revenues to repay OPWC loans in the Sewer Fund. The debt is payable solely from net revenues and is payable through 2039. Annual principal payments on the debt is expected to require less than 4 percent of net revenues. The total principal remaining to be paid on the debt is \$2,179,145. Principal paid for the current year were \$65,223, total net revenues were \$3,284,678, and total revenues were \$13,792,551.

The City's total direct borrowings from OPWC contain a provision that in an event of default the amount of such default shall bear interest thereafter at the rate of 8 percent per annum until the date of payment, and outstanding amounts become immediately due. Also, OPWC may direct the county treasurer to pay the outstanding amount from portion of the local government fund that would otherwise be appropriated to the City.

The City's overall legal debt margin was \$64,960,039 at December 31, 2020.

**City of Lakewood, Ohio**  
*Notes to the Basic Financial Statements*  
*For the Year Ended December 31, 2020*  
(Continued)

**Note 12 - Long-Term Obligations (Continued)**

Principal and interest requirements to retire long-term obligations outstanding at December 31, 2020, are as follows:

	General Obligation Bonds	
	Principal	Interest
2021	\$3,085,953	\$1,219,975
2022	2,590,815	1,108,654
2023	2,696,557	1,026,812
2024	2,405,661	931,342
2025	2,120,535	836,707
2026-2030	7,894,326	2,842,551
2031-2035	6,231,288	1,403,006
2036-2040	3,678,756	324,912
	\$30,703,891	\$9,693,959

	Business Type Activities				
	General Obligation Bonds		OPWC Loans	Total	
	Principal	Interest	Principal	Principal	Interest
2021	\$1,844,047	\$994,822	\$585,878	\$2,429,925	\$994,822
2022	1,899,184	639,944	555,666	2,454,850	639,944
2023	1,938,442	871,476	490,980	2,429,422	871,476
2024	1,699,340	811,295	414,177	2,113,517	811,295
2025	1,789,467	740,805	402,061	2,191,528	740,805
2026-2030	8,570,675	2,518,911	2,010,307	10,580,982	2,518,911
2031-2035	4,413,713	881,137	2,010,307	6,424,020	881,137
2036-2040	2,576,241	249,625	1,277,794	3,854,035	249,625
	\$24,731,109	\$7,708,015	\$7,747,170	\$32,478,279	\$7,708,015

At the end of the year, the City had two outstanding projects provided through OPWC loan funding that are not complete and the final amortization schedule is not provided as of year-end.

**Note 13 – Capital Leases**

In 2020, The City entered into a lease for the acquisition of police vehicles, information technology updates, emergency generator upgrades, refuse trucks, dump trucks, and a fire medical squad. In prior years, the City entered into leases for the acquisition of police vehicles, fiber optic network, refuse vehicles, street vehicles, fire vehicles, forestry vehicles, sewer vehicles, computer software upgrade, technology equipment, body cameras, computer hardware, copier equipment, building HVAC improvements, early siren warning system, sewer flow meters, and water meters. All leases are secured by the above collateral. The assets of such agreements are recorded in the Governmental Activities and Business-Type Activities as shown on the Statement of Net Position.



**City of Lakewood, Ohio**  
*Notes to the Basic Financial Statements*  
*For the Year Ended December 31, 2020*  
(Continued)

**Note 13 – Capital Leases (Continued)**

The following is a schedule of the future minimum lease payments for capital leases and the present value of net minimum lease payments as of December 31, 2020:

	Governmental Activities	Business-Type Activities
Building and Improvements	\$2,220,231	\$3,496,028
Equipment Machinery and Furniture	597,593	310,125
Vehicles	10,685,829	1,311,350
Total Capital Leases, being depreciated	13,503,653	5,117,503
Less Accumulated Depreciation		
Building and Improvements	2,124,046	2,167,684
Equipment Machinery and Furniture	386,491	270,145
Vehicles	8,047,453	1,420,536
Total Accumulated Depreciation	10,557,990	3,858,365
Capital Leases, Net	\$2,945,663	\$1,259,138
	Governmental Activities	Business-Type Activities
2021	\$1,511,081	\$511,732
2022	1,305,974	386,574
2023	1,080,779	315,652
2024	945,092	280,766
2025	766,224	187,353
2026-2030	2,131,203	588,712
Total minimum lease payments	7,740,353	2,270,789
Less: amount representing interest	(631,904)	(165,511)
Total	\$7,108,449	\$2,105,278

In the event of a default the following may occur (a) the lessor may declare all lease amounts and other amounts payable by lessee due and payable (b) lessor may terminate the property schedule and retake possession of the property at the City's expense (c) lessor may take action, at law or in equity, that is permitted by applicable aw and that may appear necessary or desirable to enforce or to protect any of its rights.

**City of Lakewood, Ohio**  
*Notes to the Basic Financial Statements*  
*For the Year Ended December 31, 2020*  
*(Continued)*

---

**Note 14 - Risk Management**

The City is exposed to various risks of loss related to torts; theft of, damage to, and destruction of assets; errors and omissions; injuries to employees and natural disasters. The City's coverage for general liability, bodily injury and property damage to others, with McGowan Governmental Underwriters is limited to \$1,000,000 per occurrence and has a \$2,000,000 aggregate limit per year. In addition, there is excess umbrella coverage of \$10,000,000 per occurrence, which has a \$10,000,000 aggregate limit per year.

Errors and omissions for public officials and police professional liability are \$1,000,000 per occurrence, and have a \$2,000,000 annual aggregate. Vehicles are covered for \$1,000,000 per each occurrence, no aggregate, with a \$5,000 deductible for comprehensive, \$5,000 deductible for collision. The boiler and machinery is covered at \$123,101,539 with a \$10,000 deductible for all property. Coverage for the City's buildings, furniture, fixtures, and contents has a limit of \$123,101,539, with a \$10,000 deductible. Inland marine coverage for all City property that moves has coverage of \$4,362,317 with a \$500 deductible and EDP equipment is covered at \$2,796,459 with a \$500 deductible.

Allied World Assurance Co. Policy covers Cyber liability at \$1,000,000 annual aggregate, with a \$5,000 deductible.

Settled claims have not exceeded this commercial coverage in any of the past three years. There has not been a significant reduction in coverage from the prior year.

The City maintains the Hospitalization Internal Service Fund to finance the cost of employee hospitalization and medical claims on a cost reimbursement basis. The City offers two plans to its employees that are funded through a third party administrator. Under these plans the third party administrator processes claims on behalf of the employees and bills the City for the amount of actual claims plus administrative costs. A specific excess loss coverage (stop loss) insurance policy covers claims in excess of \$125,000 per claimant, per year.

At December 31, 2020, \$773,337 was accrued for hospitalization and medical claims, representing an estimate of the amount to be paid for claims that have been incurred but not reported based on the requirements of GASB Statement No. 30, which requires a liability for unpaid claims costs, including estimates of costs relating to incurred but not reported claims, be reported if information prior to the issuance of the financial statements and the amount of the loss can be reasonably estimated. The estimate was not affected by incremental claims adjustment expenses and does not include other allocated or unallocated claim adjustment expenses. Changes in the balances of claims liabilities during the past two years are as follows:

	2020	2019
Estimated claims payable January 1	\$983,516	\$612,151
Plus: Current year claims	7,137,248	8,110,875
Less: Claim payments	(7,347,427)	(7,739,510)
Estimated claims payable December 31	\$773,337	\$983,516

**City of Lakewood, Ohio**  
*Notes to the Basic Financial Statements*  
*For the Year Ended December 31, 2020*  
*(Continued)*

---

**Note 14 - Risk Management (Continued)**

Historically, under the Ohio Workers' Compensation System for public employer taxing districts, there have been two types of rating plans: base rating and experience rating. Ohio laws were subsequently amended to include an additional plan called retrospective rating, which is offered to Ohio employers who meet the eligibility standards. Under the terms of the State of Ohio's retrospective rating plan, an employer initially pays a fraction of the premium (the minimum premium) it would pay as an experience-rated risk. As costs for the employer's injured workers' claims are incurred, the employer must reimburse the State for those costs, subject to the plans individual claim cost limitation and the employer's premium limitation.

During 1991, the City applied for and was accepted into the State of Ohio's Retrospective Rating Plan. The City has established a Workers' Compensation Self-Insurance Fund (an Internal Service Fund) to account for and pay workers' compensation claims from accumulated assets of the fund. The City's retrospective rating plan provides for an aggregate stop loss limit on premiums of 200 percent of the employer's normal premium in the year the claim occurred and a \$300,000 limit per individual claim.

As of March 1, 2006, the City became self insured as an alternate method of funding workers' compensation. The City contracts with a third party administrator, who in turn, processes all the claims.

At December 31, 2020, \$30,191 has been accrued for workers' compensation claims. The claims represent estimates of amounts to be paid for reported claims and incurred but not reported claims. It is calculated using trends in actual claims experience based on the requirements of GASB Statement No. 30, which requires a liability for unpaid claims costs, including estimates of costs relating to incurred but not reported claims, be reported if information prior to the issuance of the financial statements and the amount of the loss can be reasonably estimated. The estimate was not affected by incremental claims adjustment expenses and does not include other allocated or unallocated claim adjustment expenses. Changes in the balance of claims liabilities during the past two years are as follows:

	2020	2019
Estimated claims payable January 1	\$25,068	\$19,713
Plus: Current year claims	340,592	306,231
Less: Claim payments	(335,469)	(300,876)
Estimated claims payable December 31	\$30,191	\$25,068

**City of Lakewood, Ohio**  
*Notes to the Basic Financial Statements*  
*For the Year Ended December 31, 2020*  
(Continued)

---

**Note 15 - Defined Benefit Pension Plans**

**A. Net Pension Liability/Asset**

The net pension liability/asset reported on the statement of net position represents a liability to employees for pensions. Pensions are a component of exchange transactions—between an employer and its employees—of salaries and benefits for employee services. Pensions are provided to an employee—on a deferred-payment basis—as part of the total compensation package offered by an employer for employee services each financial period. The obligation to sacrifice resources for pensions is a present obligation because it was created as a result of employment exchanges that already have occurred.

The net pension liability represents the City’s proportionate share of each pension plan’s collective actuarial present value of projected benefit payments attributable to past periods of service, net of each pension plan’s fiduciary net position. The net pension liability calculation is dependent on critical long-term variables, including estimated average life expectancies, earnings on investments, cost of living adjustments and others. While these estimates use the best information available, unknowable future events require adjusting this estimate annually.

Ohio Revised Code limits the City’s obligation for this liability to annually required payments. The City cannot control benefit terms or the manner in which pensions are financed; however, the City does receive the benefit of employees’ services in exchange for compensation including pension.

GASB 68 assumes the liability is solely the obligation of the employer, because (1) they benefit from employee services; and (2) State statute requires all funding to come from these employers. All contributions to date have come solely from these employers (which also includes costs paid in the form of withholdings from employees). State statute requires the pension plans to amortize unfunded liabilities within 30 years. If the amortization period exceeds 30 years, each pension plan’s board must propose corrective action to the State legislature.

Any resulting legislative change to benefits or funding could significantly affect the net pension liability. Resulting adjustments to the net pension liability would be effective when the changes are legally enforceable.

The proportionate share of each plan’s unfunded benefits is presented as a long-term *net pension liability* on the accrual basis of accounting. Any liability for the contractually-required pension contribution outstanding at the end of the year is included in *intergovernmental payable* on both the accrual and modified accrual bases of accounting.

**B. Plan Description – Ohio Public Employees Retirement System (OPERS)**

Plan Description - City employees, other than full-time police and firefighters, participate in the Ohio Public Employees Retirement System (OPERS). OPERS administers three separate pension plans. The traditional pension plan is a cost-sharing, multiple-employer defined benefit pension plan. The member-directed plan is a defined contribution plan and the combined plan is a cost-sharing, multiple-employer defined benefit pension plan with defined contribution features. While members (e.g. City employees) may elect the member-directed plan and the combined plan, substantially all employee members are in OPERS’ traditional plan; therefore, the following disclosure focuses on the traditional pension plan.

**City of Lakewood, Ohio**  
*Notes to the Basic Financial Statements*  
*For the Year Ended December 31, 2020*  
(Continued)

**Note 15 - Defined Benefit Pension Plans (Continued)**

**B. Plan Description – Ohio Public Employees Retirement System (OPERS) (Continued)**

OPERS provides retirement, disability, survivor and death benefits, and annual cost of living adjustments to members of the traditional plan. Authority to establish and amend benefits is provided by Chapter 145 of the Ohio Revised Code. OPERS issues a stand-alone financial report that includes financial statements, required supplementary information and detailed information about OPERS’ fiduciary net position that may be obtained by visiting <https://www.opers.org/financial/reports.shtml>, by writing to the Ohio Public Employees Retirement System, 277 East Town Street, Columbus, Ohio 43215-4642, or by calling 800-222-7377.

Senate Bill (SB) 343 was enacted into law with an effective date of January 7, 2013. In the legislation, members were categorized into three groups with varying provisions of the law applicable to each group. The following table provides age and service requirements for retirement and the retirement formula applied to final average salary (FAS) for the three member groups under the traditional plan as per the reduced benefits adopted by SB 343 (see OPERS’ Comprehensive Annual Financial Report referenced above for additional information):

<b>Group A</b> Eligible to retire prior to January 7, 2013 or five years after January 7, 2013	<b>Group B</b> 20 years of service credit prior to January 7, 2013 or eligible to retire ten years after January 7, 2013	<b>Group C</b> Members not in other Groups and members hired on or after January 7, 2013
<b>State and Local</b>	<b>State and Local</b>	<b>State and Local</b>
<b>Age and Service Requirements:</b> Age 60 with 60 months of service credit or Age 55 with 25 years of service credit	<b>Age and Service Requirements:</b> Age 60 with 60 months of service credit or Age 55 with 25 years of service credit	<b>Age and Service Requirements:</b> Age 62 with 60 months of service credit or Age 57 with 25 years of service credit
<b>Formula:</b> 2.2% of FAS multiplied by years of service for the first 30 years and 2.5% for service years in excess of 30	<b>Formula:</b> 2.2% of FAS multiplied by years of service for the first 30 years and 2.5% for service years in excess of 30	<b>Formula:</b> 2.2% of FAS multiplied by years of service for the first 35 years and 2.5% for service years in excess of 35

Final average Salary (FAS) represents the average of the three highest years of earnings over a member’s career for Groups A and B. Group C is based on the average of the five highest years of earnings over a member’s career. Members who retire before meeting the age and years of service credit requirement for unreduced benefits receive a percentage reduction in the benefit amount. The base amount of a member’s pension benefit is locked in upon receipt of the initial benefit payment for calculation of the annual cost-of-living adjustment.

When a traditional plan benefit recipient has received benefits for 12 months, an annual cost of living adjustment (COLA) is provided. This COLA is calculated on the base retirement benefit at the date of retirement and is not compounded. For those retiring prior to January 7, 2013, the COLA will continue to be a 3 percent simple annual COLA. For those retiring subsequent to January 7, 2013, beginning in calendar year 2019, the COLA will be based on the average percentage increase in the Consumer Price Index, capped at 3 percent.

**City of Lakewood, Ohio**  
*Notes to the Basic Financial Statements*  
*For the Year Ended December 31, 2020*  
*(Continued)*

---

**Note 15 - Defined Benefit Pension Plans (Continued)**

**B. Plan Description – Ohio Public Employees Retirement System (OPERS) (Continued)**

A death benefit of \$500 - \$2,500, determined by the number of years of service credit of the retiree, is paid to the beneficiary of a deceased retiree or disability benefit recipient under the Tradition pension plan and the Combined Plan.

The OPERS Board of Trustees approved a proposal at its October 2019 meeting to create a new tier of membership in the OPERS traditional pension plan. OPERS currently splits its non-retired membership into Group A, B or C depending on age and service criteria. Retirement Group D would consist of OPERS contributing members hired in 2022 and beyond. Group D will have its own eligibility standards, benefit structure and unique member features designed to meet the changing needs of Ohio public workers. It also will help OPERS address expected investment market volatility and adjust to the lack of available funding for health care.

Defined contribution plan benefits are established in the plan documents, which may be amended by the Board. Member-directed plan and combined plan members who have met the retirement eligibility requirements may apply for retirement benefits.

The amount available for defined contribution benefits in the combined plan consists of the members' contributions plus or minus the investment gains or losses resulting from the members' investment selections. Combined plan members wishing to receive benefits must meet the requirements for both the defined benefit and defined contribution plans. Member-directed participants must have attained the age of 55, have money on deposit in the defined contribution plan and have terminated public service to apply for retirement benefits. The amount available for defined contribution benefits in the member-directed plan consists of the members' contributions, vested employer contributions and investment gains or losses resulting from the members' investment selections. Employer contributions and associated investment earnings vest over a five-year period, at a rate of 20 percent each year. At retirement, members may select one of several distribution options for payment of the vested balance in their individual OPERS accounts. Options include the purchase of a monthly defined benefit annuity from OPERS (which includes joint and survivor options), partial lump-sum payments (subject to limitations), a rollover of the vested account balance to another financial institution, receipt of entire account balance, net of taxes withheld, or a combination of these options.

Funding Policy - The Ohio Revised Code (ORC) provides statutory Authority for member and employer contributions as follows on the next page:

**City of Lakewood, Ohio**  
*Notes to the Basic Financial Statements*  
*For the Year Ended December 31, 2020*  
*(Continued)*

**Note 15 - Defined Benefit Pension Plans (Continued)**

**B. Plan Description – Ohio Public Employees Retirement System (OPERS) (Continued)**

	State and Local
<b>2020 Statutory Maximum Contribution Rates</b>	
Employer	14.0 %
Employee *	10.0 %
 <b>2020 Actual Contribution Rates</b>	
Employer:	
Pension **	14.0 %
Post-Employment Health Care Benefits **	0.0
Total Employer	14.0 %
 Employee	 10.0 %

- \* Member contributions within combined plan are not used to fund the defined benefit retirement allowance
- \*\* These pension and employer health care rates are for the traditional and combined plans. The employer contributions rate for the member-directed plan is allocated 4 percent for health care with remainder going to pension.

The portion of employer contributions used to fund pension benefits is net of postemployment health care benefits. The portion of the employer’s contribution allocated to health care was 0% for 2020 for the Traditional and Combined plans. The portion of the employer’s contribution allocated to health care was 4% for the Member-Directed plan for 2020. Employer contribution rates are actuarially determined and are expressed as a percentage of covered payroll. The City’s contractually required contributions was \$2,069,616 for 2020.

**C. Plan Description – Ohio Police & Fire Pension Fund (OP&F)**

Plan Description - City full-time police and firefighters participate in Ohio Police and Fire Pension Fund (OP&F), a cost-sharing, multiple-employer defined benefit pension plan administered by OP&F. OP&F provides retirement and disability pension benefits, annual cost-of-living adjustments, and death benefits to plan members and beneficiaries. Benefit provisions are established by the Ohio State Legislature and are codified in Chapter 742 of the Ohio Revised Code.

OP&F issues a publicly available financial report that includes financial information and required supplementary information and detailed information about OP&F fiduciary net position. The report may be obtained by visiting the OP&F website at [www.op-f.org](http://www.op-f.org) or by writing to the Ohio Police and Fire Pension Fund, 140 East Town Street, Columbus, Ohio 43215-5164.

**City of Lakewood, Ohio**  
*Notes to the Basic Financial Statements*  
*For the Year Ended December 31, 2020*  
(Continued)

**Note 15 - Defined Benefit Pension Plans (Continued)**

**C. Plan Description – Ohio Police & Fire Pension Fund (OP&F) (Continued)**

Upon attaining a qualifying age with sufficient years of service, a member of OP&F may retire and receive a lifetime monthly pension. OP&F offers four types of service retirement: normal, service commuted, age/service commuted and actuarially reduced. Each type has different eligibility guidelines and is calculated using the member’s average annual salary. The following discussion of the pension formula relates to normal service retirement. For members hired after July 1, 2013, the minimum retirement age is 52 for normal service retirement with at least 25 years of service credit. For members hired on or before July 1, 2013, the minimum retirement age is 48 for normal service retirement with at least 25 years of service credit.

The annual pension benefit for normal service retirement is equal to a percentage of the allowable average annual salary. The percentage equals 2.5 percent for each of the first 20 years of service credit, 2.0 percent for each of the next five years of service credit and 1.5 percent for each year of service credit in excess of 25 years. The maximum pension of 72 percent of the allowable average annual salary is paid after 33 years of service credit.

Under normal service retirement, retired members who are at least 55 years old and have been receiving OP&F benefits for at least one year may be eligible for a cost-of-living allowance adjustment. The age 55 provision for receiving a COLA does not apply to those who are receiving a permanent and total disability benefit and statutory survivors. Members participating in the DROP program have separate eligibility requirements related to COLA.

Members retiring under normal service retirement, with less than 15 years of service credit on July 1, 2013, and members whose pension benefit became effective on or after July 1, 2013, will receive a COLA equal to a percentage of the members’ base pension benefit where the percentage is the lesser of three percent or the percentage increase in the consumer price index, if any, over the 12 month period that ends on the thirtieth day of September of the immediately preceding year, rounded to the nearest one-tenth of one percent.

Funding Policy - The Ohio Revised Code (ORC) provides statutory authority for member and employer contributions as follows:

	Police	Firefighters
<b>2020 Statutory Maximum Contribution Rates</b>		
Employer	19.50 %	24.00 %
Employee	12.25 %	12.25 %
 <b>2020 Actual Contribution Rates</b>		
Employer:		
Pension	19.00 %	23.50 %
Post-employment Health Care Benefits	0.50	0.50
Total Employer	19.50 %	24.00 %
 Employee	 12.25 %	 12.25 %



**City of Lakewood, Ohio**  
*Notes to the Basic Financial Statements*  
*For the Year Ended December 31, 2020*  
*(Continued)*

**Note 15 - Defined Benefit Pension Plans (Continued)**

**C. Plan Description – Ohio Police & Fire Pension Fund (OP&F) (Continued)**

Employer contribution rates are expressed as a percentage of covered payroll. The City's contractually required contribution to OP&F was \$3,255,327 for 2020. Of this amount, \$399,678 is reported as an intergovernmental payable.

**D. Pension Liabilities, Pension Assets, Pension Expense, and Deferred Outflows of Resources and Deferred Inflows of Resources Related to Pensions**

The net pension liability/asset for OPERS was measured as of December 31, 2019, and the total pension liability/asset used to calculate the net pension liability/asset was determined by an actuarial valuation as of that date. OP&F's total pension liability was measured as of December 31, 2019, and was determined by rolling forward the total pension liability as of January 1, 2019, to December 31, 2019. The City's proportion of the net pension liability/asset was based on the City's share of contributions to the pension plan relative to the contributions of all participating entities. Following is information related to the proportionate share and pension expense:

	OPERS Traditional Pension Plan	OPERS Combined Pension Plan	OP&F Police	OP&F Fire	Total
Proportion of the Net Pension Liability/Asset Prior Measurement Date	0.109506%	0.086101%	0.3181550%	0.3156970%	
Proportion of the Net Pension Liability/Asset Current Measurement Date	<u>0.110145%</u>	<u>0.086419%</u>	<u>0.3090483%</u>	<u>0.3130656%</u>	
Change in Proportionate Share	<u>0.000639%</u>	<u>0.000318%</u>	<u>-0.009107%</u>	<u>-0.002631%</u>	
Proportionate Share of the Net Pension Liability/(Asset)	\$ 21,770,867	\$ (180,205)	\$ 20,819,144	\$ 21,089,770	\$ 63,499,576
Pension Expense	\$ 3,703,523	\$ 17,948	\$ 2,518,593	\$ 2,734,221	\$ 8,974,285

**City of Lakewood, Ohio**  
*Notes to the Basic Financial Statements*  
*For the Year Ended December 31, 2020*  
(Continued)

**Note 15 - Defined Benefit Pension Plans (Continued)**

**D. Pension Liabilities, Pension Assets, Pension Expense, and Deferred Outflows of Resources and Deferred Inflows of Resources Related to Pensions (Continued)**

At December 31, 2020, the City reported deferred outflows of resources and deferred inflows of resources related to pensions from the following sources:

	OPERS	OP&F Police	OP&F Fire	Total
<b>Deferred Outflows of Resources</b>				
Differences between expected and actual experience	\$0	\$788,071	\$798,315	\$1,586,386
Changes of assumptions	1,181,399	511,057	517,698	2,210,154
Changes in proportion and differences between City contributions and proportionate share of contributions	98,462	129,346	225,871	453,679
City contributions subsequent to the measurement date	<u>2,069,616</u>	<u>1,569,422</u>	<u>1,685,905</u>	<u>5,324,943</u>
Total Deferred Outflows of Resources	<u>\$3,349,477</u>	<u>\$2,997,896</u>	<u>\$3,227,789</u>	<u>\$9,575,162</u>
<b>Deferred Inflows of Resources</b>				
Net difference between projected and actual earnings on pension plan investments	\$4,366,174	\$1,005,733	\$1,018,805	\$6,390,712
Differences between expected and actual experience	317,566	1,073,729	1,087,686	2,478,981
Changes in proportion and differences between City contributions and proportionate share of contributions	<u>17,282</u>	<u>788,494</u>	<u>398,949</u>	<u>1,204,725</u>
Total Deferred Inflows of Resources	<u>\$4,701,022</u>	<u>\$2,867,956</u>	<u>\$2,505,440</u>	<u>\$10,074,418</u>

\$5,324,943 reported as deferred outflows of resources related to pension resulting from City's contributions subsequent to the measurement date will be recognized as a reduction of the net pension liability in the year ending December 31, 2021. Other amounts reported as deferred outflows of resources and deferred inflows of resources related to pension will be recognized in pension expense as follows:

Year Ending December 31:	OPERS	OP&F Police	OP&F Fire	Total
2021	(\$452,874)	(\$360,655)	(\$182,458)	(\$995,987)
2022	(1,387,292)	(214,188)	(143,199)	(1,744,679)
2023	172,607	290,938	413,148	876,693
2024	(1,740,157)	(1,021,270)	(946,244)	(3,707,671)
2025	(4,856)	(134,307)	(104,803)	(243,966)
Thereafter	<u>(8,589)</u>	<u>0</u>	<u>0</u>	<u>(8,589)</u>
Total	<u>(\$3,421,161)</u>	<u>(\$1,439,482)</u>	<u>(\$963,556)</u>	<u>(\$5,824,199)</u>

**City of Lakewood, Ohio**  
*Notes to the Basic Financial Statements*  
*For the Year Ended December 31, 2020*  
*(Continued)*

---

**Note 15 - Defined Benefit Pension Plans (Continued)**

***E. Actuarial Assumptions - OPERS***

Actuarial valuations of an ongoing plan involve estimates of the values of reported amounts and assumptions about the probability of occurrence of events far into the future. Examples include assumptions about future employment, mortality, and cost trends. Actuarially determined amounts are subject to continual review or modification as actual results are compared with past expectations and new estimates are made about the future.

Projections of benefits for financial reporting purposes are based on the substantive plan (the plan as understood by the employers and plan members) and include the types of benefits provided at the time of each valuation. The total pension liability in the December 31, 2019, actuarial valuation was determined using the following actuarial assumptions, applied to all prior periods included in the measurement in accordance with the requirements of GASB 67. Key methods and assumptions used in the latest actuarial valuation, reflecting experience study results, are presented below:

Wage Inflation	3.25 percent
Future Salary Increases, including inflation COLA or Ad Hoc COLA	3.25 to 10.75 percent including wage inflation Pre 1/7/2013 retirees; 3 percent, simple Post 1/7/2013 retirees; 3 percent, simple through 2020, then 2.15 percent simple
Investment Rate of Return	7.2 percent
Actuarial Cost Method	Individual Entry Age

The total pension asset in the December 31, 2019, actuarial valuation was determined using the following actuarial assumptions, applied to all periods included in the measurement:

Wage Inflation	3.25 percent
Future Salary Increases, including inflation COLA or Ad Hoc COLA	3.25 to 8.25 percent including wage inflation Pre 1/7/2013 retirees; 3 percent, simple Post 1/7/2013 retirees; 3 percent, simple through 2020, then 2.15 percent simple
Investment Rate of Return	7.2 percent
Actuarial Cost Method	Individual Entry Age

Pre-retirement mortality rates are based on the RP-2014 Employees mortality table for males and females, adjusted for mortality improvement back to the observation period base year of 2006. The base year for males and females was then established to be 2015 and 2010, respectively. Post-retirement mortality rates are based on the RP-2014 Healthy Annuitant mortality table for males and females, adjusted for mortality improvement back to the observation period base year of 2006. The base year for males and females was then established to be 2015 and 2010, respectively. Post-retirement mortality rates for disabled retirees are based on the RP-2014 Disabled mortality table for males and females, adjusted for mortality improvement back to the observation period base year of 2006. The base year for males and females was then established to be 2015 and 2010, respectively. Mortality rates for a particular calendar year are determined by applying the MP-2015 mortality improvement scale to all of the previously described tables.

The most recent experience study was completed for the five year period ended December 31, 2015.

**City of Lakewood, Ohio**  
*Notes to the Basic Financial Statements*  
*For the Year Ended December 31, 2020*  
(Continued)

**Note 15 - Defined Benefit Pension Plans (Continued)**

***E. Actuarial Assumptions – OPERS (Continued)***

The long-term rate of return on defined benefit investment assets was determined using a building-block method in which best-estimate ranges of expected future real rates of return are developed for each major asset class. These ranges are combined to produce the long-term expected real rate of return by weighting the expected future real rates of return by the target asset allocation percentage, adjusted for inflation.

OPERS manages investments in investment portfolios: the Defined Benefits portfolio, the Health Care portfolio, and the Defined Contribution portfolio. The Defined Benefit portfolio includes the investment assets of the Traditional Pension Plan, the defined benefit component of the Combined Plan, the annuitized accounts of the Member-Directed Plan. Within the Defined Benefit portfolio, contributions into the plans are all recorded at the same time, and benefit payments all occur on the first of the month. Accordingly, the money-weighted rate of return is considered to be the same for all plans within the portfolio. The annual money weighted rate of return expressing investment performance, net of investments expenses and adjusted for the changing amounts actually invested, for the Defined Benefit portfolio was at a loss of 17.2 percent for 2019.

The allocation of investment assets with the Defined Benefit portfolio is approved by the Board of Trustees as outlined in the annual investment plan. Plan assets are managed on a total return basis with a long-term objective of achieving and maintaining a fully funded status for the benefits provided through the defined benefit pension plans. The table below displays the Board-approved asset allocation policy for 2019 and the long-term expected real rates of return:

Asset Class	Target Allocation	Weighted Average Long-Term Expected Real Rate of Return (Arithmetic)
Fixed Income	25.00 %	1.83 %
Domestic Equities	19.00	5.75
Real Estate	10.00	5.20
Private Equity	12.00	10.70
International Equities	21.00	7.66
Other investments	13.00	4.98
Total	100.00 %	5.61 %

***Discount Rate*** The discount rate used to measure the total pension liability was 7.2 percent, post-experience study results. The projection of cash flows used to determine the discount rate assumed that contributions from plan members and those of the contributing employers are made at the contractually required rates, as actuarially determined. Based on those assumptions, the pension plan’s fiduciary net position was projected to be available to make all projected future benefits payments of current plan members. Therefore, the long-term expected rate of return on pension plan investments was applied to all periods of projected benefit payments to determine the total pension liability.

**City of Lakewood, Ohio**  
*Notes to the Basic Financial Statements*  
*For the Year Ended December 31, 2020*  
*(Continued)*

**Note 15 - Defined Benefit Pension Plans (Continued)**

***E. Actuarial Assumptions – OPERS (Continued)***

***Sensitivity of the City’s Proportionate Share of the Net Pension Liability to Changes in the Discount Rate***

The following table presents the City’s proportionate share of the net pension liability calculated using the current period discount rate assumption of 7.2 percent, as well as what the City’s proportionate share of the net pension liability would be if it were calculated using a discount rate that is one-percentage-point lower (6.2 percent) or one-percentage-point higher (8.2 percent) than the current rate:

City's proportionate share of the net pension liability/(asset)	1% Decrease (6.20%)	Current Discount Rate (7.20%)	1% Increase (8.20%)
Traditional Pension Plan	\$ 35,907,205	\$ 21,770,867	\$ 9,062,714
Combined Plan	\$ (108,888)	\$ (180,205)	\$ (231,603)

***Changes Between Measurement Date and Report Date***

Subsequent to December 31, 2019, the global economy was impacted by the COVID-19 pandemic and market volatility increased significantly. It is likely that 2020 investment market conditions and other economic factors will be negatively impacted; however, the overall impact on the OPERS investment portfolio and funding position is unknown at this time.

***F. Actuarial Assumptions – OP&F***

OP&F’s total pension liability as of December 31, 2019 is based on the results of an actuarial valuation date of January 1, 2019, and rolled-forward using generally accepted actuarial procedures. The total pension liability is determined by OP&F’s actuaries in accordance with GASB Statement No. 67, as part of their annual valuation. Actuarial valuations of an ongoing plan involve estimates of reported amounts and assumptions about probability of occurrence of events far into the future. Examples include assumptions about future employment mortality, salary increases, disabilities, retirements and employment terminations. Actuarially determined amounts are subject to continual review and potential modifications, as actual results are compared with past expectations and new estimates are made about the future. Assumptions considered were: withdrawal rates, disability retirement, service retirement, DROP elections, mortality, percent married and forms of the payment, DROP interest rate, CPI-based COLA, investment returns, salary increases and payroll growth.

**City of Lakewood, Ohio**  
*Notes to the Basic Financial Statements*  
*For the Year Ended December 31, 2020*  
*(Continued)*

**Note 15 - Defined Benefit Pension Plans (Continued)**

**F. Actuarial Assumptions – OP&F (Continued)**

Key methods and assumptions used in calculating the total pension liability in the latest actuarial valuation, prepared as of January 1, 2019, are presented below:

Valuation Date	January 1, 2019, with actuarial liabilities rolled forward to December 31, 2019
Actuarial Cost Method	Entry Age Normal
Investment Rate of Return	8.00 percent
Projected Salary Increases	3.75 percent to 10.5 percent
Payroll Growth	Inflation rate of 2.75 percent plus productivity increase rate of 0.5 percent
Cost of Living Adjustments	3.00 percent simple, 2.2 percent simple for increases based on the lesser of the increase in CPI and 3 percent

Mortality for non-disabled participants is based on the RP-2014 Total Employee and Healthy Annuitant Mortality Tables rolled back to 2006, adjusted according to the rates in the following table, and projected with the Conduent Modified 2016 Improvement Scale. Rates for surviving beneficiaries are adjusted by 120 percent.

<u>Age</u>	<u>Police</u>	<u>Fire</u>
67 or less	77 %	68 %
68-77	105	87
78 and up	115	120

Mortality for disabled retirees is based on the RP-2014 Disabled Mortality Tables rolled back to 2006, adjusted according to the rates in the following table, and projected with the Conduent Modified 2016 Improvement Scale. Mortality rates for active members were based on the RP2014 Total employee and Healthy Annuitant Mortality Tables rolled back to 2006, and projected with the Conduent Modified 2016 Improvement Scale.

<u>Age</u>	<u>Police</u>	<u>Fire</u>
59 or less	35 %	35 %
60-69	60	45
70-79	75	70
80 and up	100	90

The most recent experience study was completed December 31, 2016.

The long-term expected rate of return on pension plan investments was determined using a building-block approach and assumes a time horizon, as defined in the Statement of Investment Policy. A forecasted rate of inflation serves as the baseline for the return expectation. Various real return premiums over the baseline inflation rate have been established for each asset class.

**City of Lakewood, Ohio**  
*Notes to the Basic Financial Statements*  
*For the Year Ended December 31, 2020*  
(Continued)

**Note 15 - Defined Benefit Pension Plans (Continued)**

**F. Actuarial Assumptions – OP&F (Continued)**

The long-term expected nominal rate of return has been determined by calculating a weighted averaged of the expected real return premiums for each asset class, adding the projected inflation rate and adding the expected return from rebalancing uncorrelated asset classes. Best estimates of the long-term expected geometric real rates of return for each major asset class included in OP&F’s target asset allocation as of December 31, 2019 are summarized below:

<u>Asset Class</u>	<u>Target Allocation</u>	<u>10 year Expected Real Rate of Return **</u>	<u>30 year Expected Real Rate of Return **</u>
Cash and Cash Equivalents	0.00 %	0.10 %	1.00 %
Domestic Equity	16.00	3.90	5.40
International Equity	16.00	4.70	5.80
Core Fixed Income *	23.00	1.10	2.70
U.S. Inflation Linked Bonds *	17.00	0.40	2.50
High Yield Fixed Income	7.00	2.50	4.70
Private Real Estate	12.00	5.40	6.40
Private Markets	8.00	6.10	8.00
Midstream Energy Infrastructure	8.00	5.80	6.60
Private Credit	5.00	4.80	5.50
Real Assets	8.00	6.90	7.40
<b>Total</b>	<b>120.00 %</b>		

Note: Assumptions are geometric

\* levered 2x

\*\* numbers are net of expected inflation

OP&F’s Board of Trustees has incorporated the “risk parity” concept into OP&F’s asset liability valuation with the goal of reducing equity risk exposure, which reduces overall Total Portfolio risk without sacrificing return, and creating a more risk-balanced portfolio based on their relationship between asset classes and economic environments. From the notional portfolio perspective above, the Total Portfolio may be levered up to 1.2 times due to the application of leverage in certain fixed income asset classes.

**Discount Rate** The total pension liability was calculated using the discount rate of 8.00 percent. The projection of cash flows used to determine the discount rate assumed the contributions from employers and from the members would be computed based on contribution requirements as stipulated by State statute. Projected inflows from investment earning were calculated using the longer-term assumed investment rate of return 8.00 percent. Based on those assumptions, the plan’s fiduciary net position was projected to be available to make all future benefit payments of current plan members. Therefore, a long-term expected rate of return on pension plan investments was applied to all periods of projected benefits to determine the total pension liability.

**City of Lakewood, Ohio**  
*Notes to the Basic Financial Statements*  
*For the Year Ended December 31, 2020*  
*(Continued)*

**Note 15 - Defined Benefit Pension Plans (Continued)**

**F. Actuarial Assumptions – OP&F (Continued)**

***Sensitivity of the City's Proportionate Share of the Net Pension Liability to Changes in the Discount Rate***  
 Net pension liability is sensitive to changes in the discount rate, and to illustrate the potential impact the following table presents the net pension liability calculated using the discount rate of 8.00 percent, as well as what the net pension liability would be if it were calculated using a discount rate that is one percentage point lower (7.00 percent), or one percentage point higher (9.00 percent) than the current rate.

	1% Decrease (7.00%)	Current Discount Rate (8.00%)	1% Increase (9.00%)
City's proportionate share of the net pension liability	\$ 58,084,297	\$ 41,908,914	\$ 28,379,809

***Changes Between Measurement Date and Report Date***

The United States and the State of Ohio declared a state of emergency in March 2020 due to the COVID-19 pandemic. The financial impact of COVID-19 and the ensuing emergency measures may impact subsequent periods of OP&F, including the fair value of OP&F's investment portfolio. However, because the values of individual investments fluctuate with market conditions, and due to market volatility, the amount of losses that may be recognized in subsequent periods cannot be determined with half of the fiscal year remaining. In addition, the impact on the OP&F's future operating costs, revenues, and any recovery from emergency funding, either federal or state, cannot be estimated.

**Note 16 – Defined Benefit OPEB Plans**

**A. Net OPEB Liability**

The net OPEB liability reported on the statement of net position represents a liability to employees for OPEB. OPEB is a component of exchange transactions—between an employer and its employees—of salaries and benefits for employee services. OPEB are provided to an employee—on a deferred-payment basis—as part of the total compensation package offered by an employer for employee services each financial period. The obligation to sacrifice resources for OPEB is a present obligation because it was created as a result of employment exchanges that already have occurred.

The net OPEB liability represents the City's proportionate share of each OPEB plan's collective actuarial present value of projected benefit payments attributable to past periods of service, net of each OPEB plan's fiduciary net position. The net OPEB liability calculation is dependent on critical long-term variables, including estimated average life expectancies, earnings on investments, cost of living adjustments and others. While these estimates use the best information available, unknowable future events require adjusting these estimates annually.

Ohio Revised Code limits the City's obligation for this liability to annually required payments. The City cannot control benefit terms or the manner in which OPEB are financed; however, the City does receive the benefit of employees' services in exchange for compensation including OPEB.



**City of Lakewood, Ohio**  
*Notes to the Basic Financial Statements*  
*For the Year Ended December 31, 2020*  
*(Continued)*

---

**Note 16 – Defined Benefit OPEB Plans**

**A. Net OPEB Liability (Continued)**

GASB 75 assumes the liability is solely the obligation of the employer, because they benefit from employee services. OPEB contributions come from these employers and health care plan enrollees which pay a portion of the health care costs in the form of a monthly premium. The Ohio revised Code permits, but does not require the retirement systems to provide healthcare to eligible benefit recipients. Any change to benefits or funding could significantly affect the net OPEB liability. Resulting adjustments to the net OPEB liability would be effective when the changes are legally enforceable. The retirement systems may allocate a portion of the employer contributions to provide for these OPEB benefits. The proportionate share of each plan's unfunded benefits is presented as a long-term *net OPEB liability* on the accrual basis of accounting. Any liability for the contractually-required OPEB contribution outstanding at the end of the year is included in *intergovernmental payable* on both the accrual and modified accrual bases of accounting.

**B. Plan Description – Ohio Public Employees Retirement System (OPERS)**

Plan Description - The Ohio Public Employees Retirement System (OPERS) administers three separate pension plans: the traditional pension plan, a cost-sharing, multiple-employer defined benefit pension plan; the member-directed plan, a defined contribution plan; and the combined plan, a cost-sharing, multiple-employer defined benefit pension plan that has elements of both a defined benefit and defined contribution plan.

OPERS maintains a cost-sharing, multiple-employer defined benefit post-employment health care trust, which funds multiple health care plans including medical coverage, prescription drug coverage and deposits to a Health Reimbursement Arrangement to qualifying benefit recipients of both the traditional pension and the combined plans. This trust is also used to fund health care for member-directed plan participants, in the form of a Retiree Medical Account (RMA). At retirement or refund, member directed plan participants may be eligible for reimbursement of qualified medical expenses from their vested RMA balance.

In order to qualify for postemployment health care coverage, age and service retirees under the traditional pension and combined plans must have twenty or more years of qualifying Ohio service credit. Health care coverage for disability benefit recipients and qualified survivor benefit recipients is available. The health care coverage provided by OPERS meets the definition of an Other Post Employment Benefit (OPEB) as described in GASB Statement 75. See OPERS' Comprehensive Annual Financial Report referenced below for additional information.

The Ohio Revised Code permits, but does not require OPERS to provide health care to its eligible benefit recipients. Authority to establish and amend health care coverage is provided to the Board in Chapter 145 of the Ohio Revised Code.

Disclosures for the health care plan are presented separately in the OPERS financial report. Interested parties may obtain a copy by visiting <https://www.opers.org/financial/reports.shtml>, by writing to OPERS, 277 East Town Street, Columbus, Ohio 43215-4642, or by calling (614) 222-5601 or 800-222-7377.

**City of Lakewood, Ohio**  
*Notes to the Basic Financial Statements*  
*For the Year Ended December 31, 2020*  
*(Continued)*

---

**Note 16 – Defined Benefit OPEB Plans (Continued)**

***B. Plan Description – Ohio Public Employees Retirement System (OPERS) (Continued)***

Funding Policy - The Ohio Revised Code provides the statutory authority requiring public employers to fund postemployment health care through their contributions to OPERS. When funding is approved by OPERS Board of Trustees, a portion of each employer's contribution to OPERS is set aside to fund OPERS health care plans. Beginning in 2018, health care was no longer being funded.

Employer contribution rates are expressed as a percentage of the earnable salary of active members. In 2020, state and local employers contributed at a rate of 14.0 percent of earnable salary and public safety and law enforcement employers contributed at 18.1 percent. These are the maximum employer contribution rates permitted by the Ohio Revised Code. Active member contributions do not fund health care.

Each year, the OPERS Board determines the portion of the employer contribution rate that will be set aside to fund health care plans. As recommended by OPERS' actuary, beginning January 1, 2018, OPERS no longer allocated a portion of its employer contributions to health care for the traditional plan and the combined plan. The OPERS Board is also authorized to establish rules for the retiree or their surviving beneficiaries to pay a portion of the health care provided. Payment amounts vary depending on the number of covered dependents and the coverage selected. The employer contribution as a percentage of covered payroll deposited into the RMA for participants in the Member-Directed Plan for 2020 was 4.0 percent.

Employer contribution rates are actuarially determined and are expressed as a percentage of covered payroll. The City's contractually required contribution was \$16,604 for 2020.

***C. Plan Description – Ohio Police & Fire Pension Fund (OP&F)***

Plan Description – The City contributes to the Ohio Police and Fire Pension Fund (OP&F) a cost-sharing, multiple-employer defined post-employment healthcare plan that provides various levels of health care to retired, disabled and beneficiaries, as well as their dependents. On January 1, 2019, OP&F changed the way it supports retiree health care. A stipend-based health care model has replaced the self-insured group health care plan that had been in place. A stipend funded by OP&F is available to these members through a Health Reimbursement Arrangement and can be used to reimburse retirees for qualified health care expenses.

OP&F provides access to postretirement health care coverage for any person who receives or is eligible to receive a monthly service, disability, or statutory survivor benefit, or is a spouse or eligible dependent child of such person. The health care coverage provided by OP&F meets the definition of an Other Post Employment Benefit (OPEB) as described in Government Accounting Standards Board (GASB) Statement No. 75.

The Ohio Revised Code allows, but does not mandate, OP&F to provide OPEB benefits. Authority for the OP&F Board of Trustees to provide health care coverage to eligible participants and to establish and amend benefits is codified in Chapter 742 of the Ohio Revised Code.

**City of Lakewood, Ohio**  
*Notes to the Basic Financial Statements*  
*For the Year Ended December 31, 2020*  
*(Continued)*

---

**Note 16 – Defined Benefit OPEB Plans (Continued)**

***C. Plan Description – Ohio Police & Fire Pension Fund (OP&F) (Continued)***

OP&F issues a publicly available financial report that includes financial information and required supplementary information for the plan. The report may be obtained by visiting the OP&F website at [www.op-f.org](http://www.op-f.org) or by writing to the Ohio Police and Fire Pension Fund, 140 East Town Street, Columbus, Ohio 43215-5164.

Funding Policy – The Ohio Revised Code provides for contribution requirements of the participating employers and of plan members to the OP&F defined benefit pension plan. Participating employers are required to contribute to the pension plan at rates expressed as percentages of the payroll of active pension plan members, currently 19.5 percent and 24 percent of covered payroll for police and fire employer units, respectively. The Ohio Revised Code states that the employer contribution may not exceed 19.5 percent of covered payroll for police employer units and 24 percent of covered payroll for fire employer units. Active members do not make contributions to the OPEB Plan.

OP&F maintains funds for health care in two separate accounts. There is one account for health care benefits and one account for Medicare Part B reimbursements. A separate health care trust accrual account is maintained for health care benefits under IRS Code Section 115 trust. An Internal Revenue Code 401(h) account is maintained for Medicare Part B reimbursements.

The Board of Trustees is authorized to allocate a portion of the total employer contributions made into the pension plan to the Section 115 trust and the Section 401(h) account as the employer contribution for retiree health care benefits. For 2019, the portion of employer contributions allocated to health care was 0.5 percent of covered payroll. The amount of employer contributions allocated to the health care plan each year is subject to the Trustees' primary responsibility to ensure that pension benefits are adequately funded and is limited by the provisions of Sections 115 and 401(h).

The OP&F Board of Trustees is also authorized to establish requirements for contributions to the health care plan by retirees and their eligible dependents or their surviving beneficiaries. Payment amounts vary depending on the number of covered dependents and the coverage selected.

The City's contractually required contribution to OP&F was \$77,171 for 2020.

***D. OPEB Liabilities, OPEB Expense, and Deferred Outflows of Resources and Deferred Inflows of Resources Related to OPEB***

The net OPEB liability and total OPEB liability for OPERS were determined by an actuarial valuation as of December 31, 2018, rolled forward to the measurement date of December 31, 2019, by incorporating the expected value of health care cost accruals, the actual health care payment, and interest accruals during the year. OP&F's total OPEB liability was measured as of December 31, 2019, and was determined by rolling forward the total OPEB liability as of January 1, 2019, to December 31, 2019.

**City of Lakewood, Ohio**  
*Notes to the Basic Financial Statements*  
*For the Year Ended December 31, 2020*  
(Continued)

**Note 16 – Defined Benefit OPEB Plans (Continued)**

***D. OPEB Liabilities, OPEB Expense, and Deferred Outflows of Resources and Deferred Inflows of Resources Related to OPEB (Continued)***

The City's proportion of the net OPEB liability was based on the City's share of contributions to the retirement plan relative to the contributions of all participating entities. Following is information related to the proportionate share and OPEB expense:

	<u>OPERS</u>	<u>OP&amp;F</u>	<u>Total</u>
Proportion of the Net OPEB Liability			
Prior Measurement Date	0.108773%	0.6338526%	
Proportion of the Net OPEB Liability			
Current Measurement Date	<u>0.108546%</u>	<u>0.6221139%</u>	
Change in Proportionate Share	<u>-0.000227%</u>	<u>-0.0117387%</u>	
Proportionate Share of the Net OPEB			
Liability	\$ 14,993,022	\$ 6,145,073	\$ 21,138,095
OPEB Expense	\$ 1,760,780	\$ 618,182	\$ 2,378,962

At December 31, 2020, the City reported deferred outflows of resources and deferred inflows of resources related to OPEB from the following sources:

	<u>OPERS</u>	<u>OP&amp;F</u>	<u>Total</u>
<b>Deferred Outflows of Resources</b>			
Differences between expected and actual experience	\$402	\$0	\$402
Changes of assumptions	2,373,236	3,592,647	5,965,883
Changes in proportion and differences between City contributions and proportionate share of contributions	45,981	196,388	242,369
City contributions subsequent to the measurement date	<u>16,604</u>	<u>77,171</u>	<u>93,775</u>
Total Deferred Outflows of Resources	<u>\$2,436,223</u>	<u>\$3,866,206</u>	<u>\$6,302,429</u>
<b>Deferred Inflows of Resources</b>			
Differences between expected and actual experience	\$1,371,180	\$660,842	\$2,032,022
Changes of assumptions	0	1,309,607	1,309,607
Net difference between projected and actual earnings on OPEB plan investments	763,441	282,772	1,046,213
Changes in proportion and differences between City contributions and proportionate share of contributions	<u>20,770</u>	<u>245,535</u>	<u>266,305</u>
Total Deferred Inflows of Resources	<u>\$2,155,391</u>	<u>\$2,498,756</u>	<u>\$4,654,147</u>

**City of Lakewood, Ohio**  
*Notes to the Basic Financial Statements*  
*For the Year Ended December 31, 2020*  
(Continued)

**Note 16 – Defined Benefit OPEB Plans (Continued)**

***D. OPEB Liabilities, OPEB Expense, and Deferred Outflows of Resources and Deferred Inflows of Resources Related to OPEB (Continued)***

\$93,775 reported as deferred outflows of resources related to OPEB resulting from City contributions subsequent to the measurement date will be recognized as a reduction of the net OPEB liability in 2021. Other amounts reported as deferred outflows of resources and deferred inflows of resources related to OPEB will be recognized in OPEB expense as follows:

Year Ending December 31:	OPERS	OP&F	Total
2021	\$416,945	\$231,752	\$648,697
2022	172,903	231,754	404,657
2023	606	289,759	290,365
2024	(326,226)	198,311	(127,915)
2025	0	225,799	225,799
Thereafter	0	112,904	112,904
Total	\$264,228	\$1,290,279	\$1,554,507

***E. Actuarial Assumptions - OPERS***

Actuarial valuations of an ongoing plan involve estimates of the values of reported amounts and assumptions about the probability of occurrence of events far into the future. Examples include assumptions about future employment, mortality, and cost trends. Actuarially determined amounts are subject to continual review or modification as actual results are compared with past expectations and new estimates are made about the future.

Projections of benefits for financial reporting purposes are based on the substantive plan and include the types of coverage provided at the time of each valuation and the historical pattern of sharing of costs between OPERS and plan members. The total OPEB liability was determined by an actuarial valuation as of December 31, 2018, rolled forward to the measurement date of December 31, 2019. The actuarial valuation used the following actuarial assumptions applied to all prior periods included in the measurement in accordance with the requirements of GASB 74:

Wage Inflation	3.25 percent
Projected Salary Increases, including inflation	3.25 to 10.75 percent including wage inflation
Single Discount Rate:	
Current measurement date	3.16 percent
Prior Measurement date	3.96 percent
Investment Rate of Return	6.00 percent
Municipal Bond Rate	2.75 percent
Health Care Cost Trend Rate	10.5 percent, initial 3.25 percent, ultimate in 2030
Actuarial Cost Method	Individual Entry Age

**City of Lakewood, Ohio**  
*Notes to the Basic Financial Statements*  
*For the Year Ended December 31, 2020*  
*(Continued)*

---

**Note 16 – Defined Benefit OPEB Plans (Continued)**

***E. Actuarial Assumptions – OPERS (Continued)***

Pre-retirement mortality rates are based on the RP-2014 Employees mortality table for males and females, adjusted for mortality improvement back to the observation period base year of 2006. The base year for males and females was then established to be 2015 and 2010, respectively. Post-retirement mortality rates are based on the RP-2014 Healthy Annuitant mortality table for males and females, adjusted for mortality improvement back to the observation period base year of 2006. The base year for males and females was then established to be 2015 and 2010, respectively. Post-retirement mortality rates for disabled retirees are based on the RP-2014 Disabled mortality table for males and females, adjusted for mortality improvement back to the observation period base year of 2006. The base year for males and females was then established to be 2015 and 2010, respectively. Mortality rates for a particular calendar year are determined by applying the MP-2015 mortality improvement scale to all of the above described tables.

The most recent experience study was completed for a five year period ending December 31, 2015.

The long-term expected rate of return on health care investment assets was determined using a building-block method in which best-estimate ranges of expected future real rates of return are developed for each major asset class. These ranges are combined to produce the long-term expected real rate of return by weighting the expected future real rates of return by the target asset allocation percentage, adjusted for inflation.

During 2019, OPERS managed investments in three investment portfolios: the Defined Benefit portfolio, the Health Care portfolio and the Defined Contribution portfolio. The Health Care portfolio includes the assets for health care expenses for the Traditional Pension Plan, Combined Plan and Member-Directed Plan eligible members. Within the Health Care portfolio, contributions into the plans are assumed to be received continuously throughout the year based on the actual payroll payable at the time contributions are made, and health care-related payments are assumed to occur mid-year. Accordingly, the money-weighted rate of return is considered to be the same for all plans within the portfolio. The annual money-weighted rate of return expressing investment performance, net of investment expenses and adjusted for the changing amounts actually invested, for the Health Care portfolio is 19.70 percent for 2019.

The allocation of investment assets with the Health Care portfolio is approved by the Board of Trustees as outlined in the annual investment plan. Assets are managed on a total return basis with a long-term objective of continuing to offer a sustainable health care program for current and future retirees. OPERS' primary goal is to achieve and maintain a fully funded status for the benefits provided through the defined pension plans. Health care is a discretionary benefit.

**City of Lakewood, Ohio**  
*Notes to the Basic Financial Statements*  
*For the Year Ended December 31, 2020*  
(Continued)

**Note 16 – Defined Benefit OPEB Plans (Continued)**

***E. Actuarial Assumptions – OPERS (Continued)***

The table below displays the Board-approved asset allocation policy for 2019 and the long-term expected real rates of return:

Asset Class	Target Allocation	Weighted Average Long-Term Expected Real Rate of Return (Arithmetic)
Fixed Income	36.00 %	1.53 %
Domestic Equities	21.00	5.75
Real Estate Investment Trust	6.00	5.69
International Equities	23.00	7.66
Other investments	14.00	4.90
Total	<u>100.00 %</u>	<u>4.55 %</u>

**Discount Rate** A single discount rate of 3.16 percent was used to measure the OPEB liability on the measurement date of December 31, 2019. A single discount rate of 3.96 percent was used to measure the OPEB liability on the measurement date of December 31, 2018. Projected benefit payments are required to be discounted to their actuarial present value using a single discount rate that reflects (1) a long-term expected rate of return on OPEB plan investments (to the extent that the health care fiduciary net position is projected to be sufficient to pay benefits), and (2) tax-exempt municipal bond rate based on an index of 20-year general obligation bonds with an average AA credit rating as of the measurement date (to the extent that the contributions for use with the long-term expected rate are not met). This single discount rate was based on an expected rate of return on the health care investment portfolio of 6.00 percent and a municipal bond rate of 2.75 percent. The projection of cash flows used to determine this single discount rate assumed that employer contributions will be made at rates equal to the actuarially determined contribution rate. Based on these assumptions, the health care fiduciary net position and future contributions were sufficient to finance health care costs through 2034. As a result, the long-term expected rate of return on health care investments was applied to projected costs through the year 2034, and the municipal bond rate was applied to all health care costs after that date.

***Sensitivity of the City’s Proportionate Share of the Net OPEB Liability to Changes in the Discount Rate***

The following table presents the City’s proportionate share of the net OPEB liability calculated using the single discount rate of 3.16 percent, as well as what the City’s proportionate share of the net OPEB liability would be if it were calculated using a discount rate that is one-percentage-point lower (2.16 percent) or one-percentage-point higher (4.16 percent) than the current rate:

	1% Decrease (2.16%)	Current Discount Rate (3.16%)	1% Increase (4.16%)
City's proportionate share of the net OPEB liability	\$19,620,775	\$14,993,022	\$11,287,699

**City of Lakewood, Ohio**  
*Notes to the Basic Financial Statements*  
*For the Year Ended December 31, 2020*  
(Continued)

**Note 16 – Defined Benefit OPEB Plans (Continued)**

***E. Actuarial Assumptions – OPERS (Continued)***

***Sensitivity of the City’s Proportionate Share of the Net OPEB Liability to Changes in the Health Care Cost Trend Rate*** Changes in the health care cost trend rate may also have a significant impact on the net OPEB liability. The following table presents the net OPEB liability calculated using the assumed trend rates, and the expected net OPEB liability if it were calculated using a health care cost trend rate that is 1.0 percent lower or 1.0 percent higher than the current rate.

Retiree health care valuations use a health care cost-trend assumption that changes over several years built into the assumption. The near-term rates reflect increases in the current cost of health care; the trend starting in 2020 is 10.50 percent. If this trend continues for future years, the projection indicates that years from now virtually all expenditures will be for health care. A more reasonable alternative is that in the not-too-distant future, the health plan cost trend will decrease to a level at, or near, wage inflation. On this basis, the actuaries project premium rate increases will continue to exceed wage inflation for approximately the next decade, but by less each year, until leveling off at an ultimate rate, assumed to be 3.50 percent in the most recent valuation.

	1% Decrease	Current Health Care Cost Trend Rate Assumption	1% Increase
City's proportionate share of the net OPEB liability	\$14,550,591	\$14,993,022	\$15,429,814

***F. Actuarial Assumptions – OP&F***

OP&F’s total OPEB liability as of December 31, 2019, is based on the results of an actuarial valuation date of January 1, 2019, and rolled-forward using generally accepted actuarial procedures. The total OPEB liability is determined by OP&F’s actuaries in accordance with GASB Statement No. 74, as part of their annual valuation. Actuarial valuations of an ongoing plan involve estimates of reported amounts and assumptions about probability of occurrence of events far into the future. Examples include assumptions about future employment mortality, salary increases, disabilities, retirements and employment terminations. Actuarially determined amounts are subject to continual review and potential modifications, as actual results are compared with past expectations and new estimates are made about the future.

Projections of benefits for financial reporting purposes are based on the substantive plan (the plan as understood by the employers and plan members) and include the types of benefits provided at the time of each valuation and the historical pattern of sharing benefit costs between the employers and plan members to that point. The projection of benefits for financial reporting purposes does not explicitly incorporate the potential effects of legal or contractual funding limitations. Actuarial calculations reflect a long-term perspective. For a newly hired employee, actuarial calculations will take into account the employee’s entire career with the employer and also take into consideration the benefits, if any, paid to the employee after termination of employment until the death of the employee and any applicable contingent annuitant. In many cases, actuarial calculations reflect several decades of service with the employer and the payment of benefits after termination.



**City of Lakewood, Ohio**  
*Notes to the Basic Financial Statements*  
*For the Year Ended December 31, 2020*  
*(Continued)*

**Note 16 – Defined Benefit OPEB Plans (Continued)**

**F. Actuarial Assumptions – OP&F (Continued)**

Key methods and assumptions used in the latest actuarial valuation, reflecting experience study results, are presented below.

Valuation Date	January 1, 2019, with actuarial liabilities rolled forward to December 31, 2019
Actuarial Cost Method	Entry Age Normal
Investment Rate of Return	8.0 percent
Projected Salary Increases	3.75 percent to 10.5 percent
Payroll Growth	Inflation rate of 2.75 percent plus productivity increase rate of 0.5 percent
Single discount rate:	
Current measurement date	3.56 percent
Prior measurement date	4.66 percent
Cost of Living Adjustments	3.00 percent simple; 2.2 percent simple for increased based on the lesser of the increase in CPI and 3 percent

Mortality for non-disabled participants is based on the RP-2014 Total Employee and Healthy Annuitant Mortality Tables rolled back to 2006, adjusted according to the rates in the following table, and projected with the Conduent Modified 2016 Improvement Scale. Rates for surviving beneficiaries are adjusted by 120 percent.

<u>Age</u>	<u>Police</u>	<u>Fire</u>
67 or less	77 %	68 %
68-77	105	87
78 and up	115	120

Mortality for disabled retirees is based on the RP-2014 Disabled Mortality Tables rolled back to 2006, adjusted according to the rates in the following table, and projected with the Conduent Modified 2016 Improvement Scale.

<u>Age</u>	<u>Police</u>	<u>Fire</u>
59 or less	35 %	35 %
60-69	60	45
70-79	75	70
80 and up	100	90

The most recent experience study was completed for the five year period ended December 31, 2016.

The long-term expected rate of return on OPEB plan investments was determined using a building-block approach and assumes a time horizon, as defined in the Statement of Investment Policy. A forecasted rate of inflation serves as the baseline for the return expected. Various real return premiums over the baseline inflation rate have been established for each asset class.

**City of Lakewood, Ohio**  
*Notes to the Basic Financial Statements*  
*For the Year Ended December 31, 2020*  
(Continued)

**Note 16 – Defined Benefit OPEB Plans (Continued)**

**F. Actuarial Assumptions – OP&F (Continued)**

The long-term expected nominal rate of return has been determined by calculating a weighted averaged of the expected real return premiums for each asset class, adding the projected inflation rate and adding the expected return from rebalancing uncorrelated asset classes. Best estimates of the long-term expected geometric real rates of return for each major asset class included in OP&F’s target asset allocation as of December 31, 2019, are summarized below:

Asset Class	Target Allocation	10 year Expected Real Rate of Return **	30 year Expected Real Rate of Return **
Cash and Cash Equivalents	0.00 %	0.10 %	1.00 %
Domestic Equity	16.00	3.90	5.40
Non-US Equity	16.00	4.70	5.80
Core Fixed Income *	23.00	1.10	2.70
U.S. Inflation Linked Bonds *	17.00	0.40	2.50
High Yield Fixed Income	7.00	2.50	4.70
Real Estate	12.00	6.90	7.40
Private Markets	8.00	6.10	8.00
Master Limited Partnerships	8.00	5.80	6.60
Private Credit	5.00	4.80	5.50
Real Assets	8.00	6.90	7.40
<b>Total</b>	<b>120.00 %</b>		

Note: Assumptions are geometric

\* levered 2x

\*\* numbers are net of expected inflation

OP&F’s Board of Trustees has incorporated the risk parity concept into OP&F’s asset liability valuation with the goal of reducing equity risk exposure, which reduces overall Total Portfolio risk without sacrificing return, and creating a more risk-balanced portfolio based on the relationship between asset classes and economic environments. From the notional portfolio perspective above, the Total Portfolio may be levered up to 1.2 times due to the application of leverage in certain fixed income asset classes.

**Discount Rate** The total OPEB liability was calculated using the discount rate of 3.56 percent. The projection of cash flows used to determine the discount rate assumed the contribution from employers and from members would be computed based on contribution requirements as stipulated by state statute. Projected inflows from investment earnings were calculated using the longer-term assumed investment rate of return 8 percent. Based on those assumptions, OP&F’s fiduciary net position was projected to not be able to make all future benefit payments of current plan members. Therefore, a municipal bond rate of 2.75 percent at December 31, 2019 and 4.13 percent at December 31, 2018, was blended with the long-term rate of 8 percent, which resulted in a blended discount rate of 3.56 percent. The municipal bond rate was determined using the S&P Municipal Bond 20 Year High Grade Rate Index. The OPEB plan’s fiduciary net position was projected to be available to make all projected OPEB payments until 2031. The long-term expected rate of return on health care investments was applied to projected costs through 2031 and the municipal bond rate was applied to all health care costs after that date.

**City of Lakewood, Ohio**  
*Notes to the Basic Financial Statements*  
*For the Year Ended December 31, 2020*  
*(Continued)*

---

**Note 16 – Defined Benefit OPEB Plans (Continued)**

**F. Actuarial Assumptions – OP&F (Continued)**

***Sensitivity of the City's Proportionate Share of the Net OPEB Liability to Changes in the Discount Rate***  
 Net OPEB liability is sensitive to changes in the discount rate, and to illustrate the potential impact the following table presents the net OPEB liability calculated using the discount rate of 3.56 percent, as well as what the net OPEB liability would be if it were calculated using a discount rate that is one percentage point lower (2.56 percent), or one percentage point higher (4.56 percent) than the current rate.

	1% Decrease (2.56%)	Current Discount Rate (3.56%)	1% Increase (4.56%)
City's proportionate share of the net OPEB liability	\$7,619,494	\$6,145,073	\$4,919,932

***Sensitivity of the City's Proportionate Share of the Net OPEB Liability to Changes in the Health Care Cost Trend Rate***  
 Net OPEB liability is not sensitive to changes in the health care cost trend rate because it is based on a medical benefit that is a flat dollar rate.

**Note 17 - Other Employee Benefits**

**A. Compensated Absences**

City employees generally earn vacation and sick leave ranging from two to five weeks and fourteen to twenty-five days per year, respectively, based on length of service or hours worked for sick time. Vacation and sick leave accumulate on an hourly basis and are fully vested when earned. Accumulated vacation leave and accumulated sick days cannot exceed 50 or 120 days, respectively, at the end of any year. However, employees convert to cash, on a three-to-one basis, sick days accumulated in excess of 120 days. Twenty-five percent of unused sick leave plus any accumulated vacation leave is paid at termination, retirement or death. In addition, employees of the City accumulate compensatory time for a portion of overtime hours worked based upon time and a half for police and fire department employees, and time and a half for other union employees. Employees are entitled to receive payments for their accumulated hours upon retirement or other termination from the City's payroll.

Police and fire department employees can receive, on a quarterly basis for police and a semi-annual basis for fire, payments for portions of overtime accumulated, upon written request to the respective department Chief. Fire Department personnel required to work a holiday are granted, at a later time, an eight or twenty-four hour off-duty period. All members may accumulate up to fourteen 24-hour holidays which would be paid at their hourly rate at the time of retirement or termination. Members have the option of receiving a payment of up to 144 holiday hours in lieu of time off. Payment for these hours is received in January of the following year. Police Department personnel who are required to work a holiday are granted a day off at a later time. Members have the option of receiving a payment of up to 120 holiday hours in lieu of time off. Payment for these hours is received in January of the following year.

**City of Lakewood, Ohio**  
*Notes to the Basic Financial Statements*  
*For the Year Ended December 31, 2020*  
(Continued)

**Note 17 - Other Employee Benefits (Continued)**

***B. Health and Life Insurance***

City employees may choose between two health insurance providers. Medical Mutual serves as the third party administrator for the self-insured medical and health coverage to City employees. Minnesota Life Insurance Company provides life insurance and accidental death and dismemberment insurance to the City's employees.

**Note 18 - Jointly Governed Organization**

The West Shore Council of Governments helps foster cooperation between municipalities in areas affecting health, safety, welfare, education, economic conditions and regional development. The Board of Directors is comprised of one member from each of the six participating municipalities. The Board of Directors exercises total control over the operation of the Council including budgeting, appropriating, contracting and designating management. Budgets are adopted by the board. Each City's degree of control is limited to its representation on the Board of Directors. In 2020, the City contributed \$106,366.

**Note 19 – Construction Contractual and Other Commitments**

***A. Construction Contractual Commitments***

The following were significant contractual commitments outstanding at December 31, 2020.

Project	Contract Amount	Amount Paid	Amount Remaining
Transportation Improvements	\$1,840,214	\$152,893	\$1,687,321
Facility Improvements	\$2,015,000	492,038	1,522,962
Park Improvements	365,000	168,111	196,889
Waterline Improvements	2,838,000	2,499,366	338,634
Wastewater Improvements	25,779,500	18,876,242	6,903,258
Totals	<u>\$ 32,837,714</u>	<u>\$ 22,188,650</u>	<u>\$ 10,649,064</u>

During 2020 the City received a loan for \$423,750 from the Ohio Public Works Administration for the Summit Outfall Rehabilitation project. This project will begin construction in 2021 and is expected to be completed during 2021.

During 2020 the City received a grant of \$750,000 and a loan of \$866,850 from the Ohio Public Works Administration for the 2021 Watermain project. This project will begin construction in 2021 and is expected to be completed during 2021.

***B. Other Commitments***

The City utilizes encumbrance accounting as part of its budgetary controls. Encumbrances outstanding at year-end are components of fund balance for subsequent year expenditures and may be reported as part of restricted, committed, or assigned classifications of fund balance.

**City of Lakewood, Ohio**  
*Notes to the Basic Financial Statements*  
*For the Year Ended December 31, 2020*  
(Continued)

**Note 19 – Construction Contractual and Other Commitments (Continued)**

**B. Other Commitments (Continued)**

As of December 31, 2020, the City’s commitments for encumbrances in the governmental funds were as follows:

	Encumbrances Outstanding
Major Fund:	
General	\$5,923,287

**Note 20 – Interfund Transfers and Balances**

**A. Transfers**

The General Fund transfers to the nonmajor governmental funds and to proprietary funds were made to provide additional resources for current operations. The transfers from the Sewer Fund to the Debt Service fund were to cover debt payments and the transfer from General Fund to the Office on Aging Fund was for ongoing operations. The transfers from the Debt Service Fund to the General Fund and the Winterhurst Fund were necessary to record the capital lease debt payments in the funds that originally recorded the leases and notes.

	TRANSFERS OUT			
	Governmental activities		Business-Type Activities	
	Major Funds		Major Fund	
	General	Debt Service	Sewer	Total
<b>TRANSFERS IN</b>				
<i>Governmental Activities</i>				
<u>Major Funds:</u>				
General	\$0	\$1,707,823	\$0	\$1,707,823
Debt Service	0	0	2,000,000	2,000,000
<u>Nonmajor Funds:</u>				
Office on Aging	890,000	0	0	890,000
Road Improvement	0	0	325,000	325,000
Total Governmental Activities	890,000	1,707,823	2,325,000	4,922,823
<i>Business-Type Activities</i>				
<u>Nonmajor Fund:</u>				
Winterhurst	80,000	15,026	0	95,026
Total Business-Type Activities	80,000	15,026	0	95,026
<i>Internal Service Funds</i>				
Hospitalization	2,290,101	0	0	2,290,101
Workers' Compensation	240,329	0	0	240,329
Total	\$3,500,430	\$1,722,849	\$2,325,000	\$7,548,279

**City of Lakewood, Ohio**  
*Notes to the Basic Financial Statements*  
*For the Year Ended December 31, 2020*  
(Continued)

**Note 20 – Interfund Transfers and Balances (Continued)**

***B. Interfund Receivables and Payables***

Interfund receivables and payables are due to the timing of the receipt of grant monies by the major and nonmajor funds and short-term advances from the General Fund. It is also to cover those funds that owe the Hospitalization Fund and Workers' Compensation Fund for monthly premiums.

All interfund balances will be repaid within one year. Interfund balances at December 31, 2020, consist of the following:

Interfund Payable	Interfund Receivable			Total
	General	Workers' Compensation	Hospitalization	
<b><i>Governmental Funds</i></b>				
<b>Major Funds:</b>				
General	\$0	\$24,774	\$629,717	\$654,491
Community Development Block Grant	75,000	144	3,683	78,827
<b>Nonmajor Funds:</b>				
Street and Highway	0	1,011	29,460	30,471
Office on Aging	0	650	16,572	17,222
Emergency Shelter Grant	45,000	0	0	45,000
Coronavirus Relief Fund	17,000			17,000
Family to Family	250,000	0	0	250,000
<i>Total Governmental Funds</i>	<u>387,000</u>	<u>26,579</u>	<u>679,432</u>	<u>1,093,011</u>
<b><i>Proprietary Funds</i></b>				
<b>Major Funds:</b>				
Water	0	939	23,937	24,876
Sewer	0	2,528	66,286	68,814
<b>Nonmajor Funds</b>				
Parking Facilities	0	144	3,683	3,827
Winterhurst Ice Rink	100,000	0	0	100,000
<i>Total Proprietary Funds</i>	<u>100,000</u>	<u>3,611</u>	<u>93,906</u>	<u>197,517</u>
<b>Total</b>	<u><u>\$487,000</u></u>	<u><u>\$30,190</u></u>	<u><u>\$773,338</u></u>	<u><u>\$1,290,528</u></u>

**Note 22 – Tax Abatement Disclosure**

The City of Lakewood has negotiated a property tax abatement agreement under Sections 3735.65 through 3735.70 of the Ohio Revised Code, establishing the boundaries of a Community Reinvestment Area.

As required by Section 3735.66 of the Ohio Revised Code, a survey of housing has been prepared for the area proposed to be included in the Community Reinvestment Area authorized by Resolution 8645-13 passed by Lakewood City Council on May 6, 2013.

**City of Lakewood, Ohio**  
*Notes to the Basic Financial Statements*  
*For the Year Ended December 31, 2020*  
*(Continued)*

---

**Note 22 – Tax Abatement Disclosure (Continued)**

The survey shows the facts and conditions relating to existing housing in the Community Reinvestment Area, including among other things, evidence of deterioration and lack of new construction in substantial portions of the Area. The abatement provides for 100% exemption of residential property taxes not to exceed 10 years and must meet all condition and requirements of the Multifamily High Density Zone district.

For the fiscal year ended December 31, 2020, the City abated residential property taxes totaling \$178,493 (tax year 2019/collection year 2020).

**Note 23 – COVID-19**

During 2020 the City received \$5,470,981 in CARES Act monies from the State of Ohio and Cuyahoga County. These funds offset General Fund expenditures of \$4,584,898 and current expenditures for Police and Fire Pension of \$885,870. The City received pandemic related reimbursements of \$487,750 in CDBG small business assistance, \$64,480 in CDBG food assistance, and \$9,800 in CDBG rent assistance. In addition, the City received \$601,062 for Emergency Shelter Grant-homeless prevention assistance. The Coronavirus Relief Fund contains these revenues and expenditures.

**Note 24 – Asset Retirement Obligations**

Ohio Revised Code Section 6111.44 requires the City to submit any changes to their sewage treatment system to the Ohio EPA for approval. Through this permitting process, the City would be responsible to address any public safety issues associated with their sewage treatment facilities, requiring the City to record an asset retirement obligation (ARO). There may be additional AROs related to public safety issues; however, these amounts are not reasonably estimable. Currently, there is significant uncertainty as to what items would need to be addressed; therefore, a reliable estimated amount could not be determined.

**Note 25 - Subsequent Events**

On March 23, 2021, the City issued \$9,275,000 in various purpose improvement income tax revenue notes, series 2021 at .75 percent that will mature March 22, 2022. \$2,810,000 of the proceeds was used to retire outstanding various purposes income tax revenue notes, series 2020.

On March 23, 2021, The City issued \$31,766,190 in various purpose General Obligation improvement & refunding bonds, series 2021 (Tax-Exempt). \$25,405,000 of the bonds were issued to pay off outstanding 2020 notes, \$6,151,063 were issued to refund 2011 various purpose general obligation bonds. These bonds were issued at an interest rate of 2-5.00%.

On May 19, 2021, the City received \$23,609,787.50 in proceeds from the American Rescue Plan passed by the United States Congress in March 2021. This amount represents fifty percent of the total award of \$47,219,575. According to the latest information available, the remainder of the funds are scheduled to be received in May 2022

**City of Lakewood, Ohio**  
*Required Supplementary Information*  
*Schedule of the City's Proportionate Share of the Net Pension Liability*  
*Ohio Public Employees Retirement System*  
*Last Seven Years (1)*

<b>Traditional Plan</b>	<b>2020</b>	<b>2019</b>	<b>2018</b>
City's Proportion of the Net Pension Liability	0.110145%	0.109506%	0.109173%
City's Proportionate Share of the Net Pension Liability	\$ 21,770,867	\$ 29,991,473	\$ 17,127,127
City's Covered Payroll	\$ 15,497,236	\$ 14,809,729	\$ 14,440,354
City's Proportionate Share of the Net Pension Liability as a Percentage of its Covered Payroll	140.48%	202.51%	118.61%
Plan Fiduciary Net Position as a Percentage of the Total Pension Liability	82.17%	74.70%	84.66%
<b>Combined Plan</b>	<b>2020</b>	<b>2019</b>	<b>2018</b>
City's Proportion of the Net Pension (Asset)	0.086419%	0.086101%	0.074969%
City's Proportionate Share of the Net Pension (Asset)	\$ (180,205)	\$ (96,280)	\$ (102,057)
City's Covered Payroll	\$ 384,700	\$ 350,514	\$ 307,038
City's Proportionate Share of the Net Pension (Asset) as a Percentage of its Covered Payroll	46.84%	27.47%	33.24%
Plan Fiduciary Net Position as a Percentage of the Total Pension Liability (Asset)	145.28%	126.64%	137.28%

(1) Information prior to 2014 is not available. Schedule is intended to show ten years of information, and additional years' will be displayed as it becomes available.

Amounts presented as of the City's measurement date which is the prior year end.

See accompanying notes to the required supplementary information



---

<b>2017</b>	<b>2016</b>	<b>2015</b>	<b>2014</b>
0.107554%	0.110275%	0.111944%	0.111944%
\$ 24,423,684	\$ 19,101,020	\$ 13,501,698	\$ 13,196,739
\$ 13,903,507	\$ 13,724,833	\$ 13,769,800	\$ 13,724,831
175.67%	139.17%	98.05%	96.15%
77.25%	81.08%	86.45%	86.36%
<b>2017</b>	<b>2016</b>	<b>2015</b>	<b>2014</b>
0.063467%	0.062040%	0.046096%	0.046096%
\$ (35,324)	\$ (30,190)	\$ (17,749)	\$ (4,837)
\$ 247,050	\$ 225,775	\$ 169,775	\$ 225,769
14.30%	13.37%	10.45%	2.14%
116.55%	116.90%	114.83%	104.33%

**City of Lakewood, Ohio**  
*Required Supplementary Information*  
*Schedule of the City's Proportionate Share of the Net Pension Liability*  
*Ohio Police and Fire Pension Fund*  
*Last Seven Years (1)*

<b>Police</b>	<b>2020</b>	<b>2019</b>	<b>2018</b>
City's Proportion of the Net Pension Liability	0.3090483%	0.3181550%	0.3228480%
City's Proportionate Share of the Net Pension Liability	\$ 20,819,144	\$ 25,969,855	\$ 19,814,640
City's Covered Payroll	\$ 8,190,684	\$ 7,991,637	\$ 7,987,753
City's Proportionate Share of the Net Pension Liability as a Percentage of its Covered Payroll	254.18%	324.96%	248.06%
Plan Fiduciary Net Position as a Percentage of the Total Pension Liability	63.07%	63.07%	70.91%
<b>Fire</b>	<b>2020</b>	<b>2019</b>	<b>2018</b>
City's Proportion of the Net Pension Liability	0.3130656%	0.3156970%	0.3157512%
City's Proportionate Share of the Net Pension Liability	\$ 21,089,770	\$ 25,769,217	\$ 19,379,074
City's Covered Payroll	\$ 6,735,409	\$ 6,442,485	\$ 6,296,298
City's Proportionate Share of the Net Pension Liability as a Percentage of its Covered Payroll	313.12%	399.99%	307.79%
Plan Fiduciary Net Position as a Percentage of the Total Pension Liability	69.89%	63.07%	70.91%

(1) Information prior to 2014 is not available. Schedule is intended to show ten years of information, and additional years' will be displayed as it becomes available.

Amounts presented as of the City's measurement date which is the prior year end.

See accompanying notes to the required supplementary information

---

<b>2017</b>	<b>2016</b>	<b>2015</b>	<b>2014</b>
0.3189346%	0.3243258%	0.3269860%	0.3269860%
\$ 20,200,995	\$ 20,864,107	\$ 17,356,788	\$ 15,925,244
\$ 7,669,200	\$ 7,416,211	\$ 7,231,742	\$ 7,006,764
263.40%	281.33%	240.01%	227.28%
68.36%	66.77%	71.71%	73.00%

<b>2017</b>	<b>2016</b>	<b>2015</b>	<b>2014</b>
0.3130046%	0.3272778%	0.3135738%	0.3135738%
\$ 19,825,395	\$ 21,054,007	\$ 16,644,854	\$ 15,272,028
\$ 6,117,945	\$ 6,007,864	\$ 5,630,757	\$ 5,366,792
324.05%	350.44%	295.61%	284.57%
68.36%	66.77%	71.71%	73.00%

**City of Lakewood, Ohio**  
*Required Supplementary Information*  
*Schedule of City Contributions - Pension*  
*Ohio Public Employees Retirement System*  
*Last Eight Years (1)*

	<u>2020</u>	<u>2019</u>	<u>2018</u>
<u>Contractually Required Contributions</u>			
Traditional Plan	\$ 2,027,194	\$ 2,169,613	\$ 2,073,362
Combined Plan	<u>42,422</u>	<u>53,858</u>	<u>49,072</u>
Total Required Contributions	\$ 2,069,616	\$ 2,223,471	\$ 2,122,434
Contributions in Relation to the Contractually Required Contribution	<u>(2,069,616)</u>	<u>(2,223,471)</u>	<u>(2,122,434)</u>
Contribution Deficiency / (Excess)	<u>\$ -</u>	<u>\$ -</u>	<u>\$ -</u>
City's Covered Payroll			
Traditional Plan	\$ 14,479,957	\$ 15,497,236	\$ 14,809,729
Combined Plan	\$ 303,014	\$ 384,700	\$ 350,514
<u>Pension Contributions as a Percentage of Covered Payroll</u>			
Traditional Plan	14.00%	14.00%	14.00%
Combined Plan	14.00%	14.00%	14.00%

(1) Information prior to 2013 is not available. Schedule is intended to show ten years of information, and additional years' will be displayed as it becomes available.

See accompanying notes to the required supplementary information

---

<b>2017</b>	<b>2016</b>	<b>2015</b>	<b>2014</b>	<b>2013</b>
\$ 1,877,246	\$ 1,668,421	\$ 1,646,980	\$ 1,652,376	\$ 1,784,228
<u>39,915</u>	<u>29,646</u>	<u>27,093</u>	<u>20,373</u>	<u>29,350</u>
\$ 1,917,161	\$ 1,698,067	\$ 1,674,073	\$ 1,672,749	\$ 1,813,578
<u>(1,917,161)</u>	<u>(1,698,067)</u>	<u>(1,674,073)</u>	<u>(1,672,749)</u>	<u>(1,813,578)</u>
<u>\$ -</u>	<u>\$ -</u>	<u>\$ -</u>	<u>\$ -</u>	<u>\$ -</u>
\$ 14,440,354	\$ 13,903,507	\$ 13,724,833	\$ 13,769,800	\$ 13,724,831
\$ 307,038	\$ 247,050	\$ 225,775	\$ 169,775	\$ 225,769
13.00%	12.00%	12.00%	12.00%	13.00%
13.00%	12.00%	12.00%	12.00%	13.00%

**City of Lakewood, Ohio**  
*Required Supplementary Information*  
*Schedule of City Contributions - Pension*  
*Ohio Police and Fire Pension Fund*  
*Last Ten Years*

	<u>2020</u>	<u>2019</u>	<u>2018</u>
<u>Contractually Required Contributions</u>			
Police	\$ 1,569,422	\$ 1,556,230	\$ 1,518,411
Fire	1,685,905	1,582,821	1,513,984
Total Required Contributions	\$ 3,255,327	\$ 3,139,051	\$ 3,032,395
Contributions in Relation to the Contractually Required Contribution	(3,255,327)	(3,139,051)	(3,032,395)
Contribution Deficiency / (Excess)	\$ -	\$ -	\$ -
<u>City's Covered Payroll</u>			
Police	\$ 8,260,116	\$ 8,190,684	\$ 7,991,637
Fire	7,174,064	6,735,409	6,442,485
<u>Pension Contributions as a Percentage of Covered Payroll</u>			
Police	19.00%	19.00%	19.00%
Fire	23.50%	23.50%	23.50%

[1] – The portion of the City's contributions to fund pension obligations from January 1, 2013 thru May 31, 2013, for both police officers and firefighters was 14.81 percent and 19.31 percent, respectively. The portion of the City's contributions to fund pension obligations from June 1, 2013 thru December 31, 2013 for both police officers and firefighters was 16.65 percent and 21.15 percent, respectively.

See accompanying notes to the required supplementary information

<u>2017</u>	<u>2016</u>	<u>2015</u>	<u>2014</u>	<u>2013</u>	<u>2012</u>	<u>2011</u>
\$ 1,517,673	\$ 1,457,148	\$ 1,409,080	\$ 1,374,031	\$ 1,102,164	\$ 896,221	\$ 921,634
<u>1,479,630</u>	<u>1,437,717</u>	<u>1,411,848</u>	<u>1,323,228</u>	<u>1,085,702</u>	<u>936,402</u>	<u>959,008</u>
\$ 2,997,303	\$ 2,894,865	\$ 2,820,928	\$ 2,697,259	\$ 2,187,866	\$ 1,832,623	\$ 1,880,642
<u>(2,997,303)</u>	<u>(2,894,865)</u>	<u>(2,820,928)</u>	<u>(2,697,259)</u>	<u>(2,187,866)</u>	<u>(1,832,623)</u>	<u>(1,880,642)</u>
<u>\$ -</u>	<u>\$ -</u>	<u>\$ -</u>	<u>\$ -</u>	<u>\$ -</u>	<u>\$ -</u>	<u>\$ -</u>
\$ 7,987,753	\$ 7,669,200	\$ 7,416,211	\$ 7,231,742	\$ 7,006,764	\$ 7,029,184	\$ 7,228,502
\$ 6,296,298	\$ 6,117,945	\$ 6,007,864	\$ 5,630,757	\$ 5,366,792	\$ 5,428,417	\$ 5,559,467
19.00%	19.00%	19.00%	19.00%	[1]	12.75%	12.75%
23.50%	23.50%	23.50%	23.50%	[1]	17.25%	17.25%

**City of Lakewood, Ohio**  
*Required Supplementary Information*  
*Schedule of the City's Proportionate Share of the Net OPEB Liability*  
*Ohio Public Employees Retirement System*  
*Last Four Years (1)*

---

	2020	2019	2018	2017
City's Proportion of the Net OPEB Liability	0.108546%	0.108773%	0.107690%	0.106720%
City's Proportionate Share of the Net OPEB Liability	\$ 14,993,022	\$ 14,181,432	\$ 11,694,341	\$ 10,779,082
City's Covered Payroll	\$ 16,251,249	\$ 15,777,237	\$ 15,253,148	\$ 14,748,015
City's Proportionate Share of the Net OPEB Liability as a Percentage of its Covered Payroll	92.26%	89.89%	76.67%	73.09%
Plan Fiduciary Net Position as a Percentage of the Total OPEB Liability	47.80%	46.33%	54.14%	54.04%

(1) Information prior to 2017 is not available. Schedule is intended to show ten years of information, and additional years' will be displayed as it becomes available.

Amounts presented as of the City's measurement date, which is the prior calendar year end.

See accompanying notes to the required supplementary information



**City of Lakewood, Ohio**  
*Required Supplementary Information*  
*Schedule of the City's Proportionate Share of the Net OPEB Liability*  
*Ohio Police and Fire Pension Fund*  
*Last Four Years (1)*

---

	2020	2019	2018	2017
City's Proportion of the Net OPEB Liability	0.6221139%	0.6338526%	0.6385997%	0.6319400%
City's Proportionate Share of the Net OPEB Liability	\$ 6,145,073	\$ 5,772,200	\$ 36,182,165	\$ 29,996,771
City's Covered Payroll	\$ 14,926,093	\$ 14,434,122	\$ 14,284,051	\$ 13,787,145
City's Proportionate Share of the Net OPEB Liability as a Percentage of its Covered Payroll	41.17%	39.99%	253.30%	217.57%
Plan Fiduciary Net Position as a Percentage of the Total OPEB Liability	47.08%	46.57%	14.13%	15.96%

(1) Information prior to 2017 is not available. Schedule is intended to show ten years of information, and additional years' will be displayed as it becomes available.

Amounts presented as of the City's measurement date, which is the prior calendar year end.

See accompanying notes to the required supplementary information

**City of Lakewood, Ohio**  
*Required Supplementary Information*  
*Schedule of City Contributions - OPEB*  
*Ohio Public Employees Retirement System*  
*Last Six Years (1)*

---

	2020	2019	2018	2017
Contractually Required Contribution	\$ 16,604	\$ 20,681	\$ 24,708	\$ 168,096
Contributions in Relation to the Contractually Required Contribution	(16,604)	(20,681)	(24,708)	(168,096)
Contribution Deficiency (Excess)	\$ -	\$ -	\$ -	\$ -
City Covered Payroll	\$ 15,198,080	\$ 16,251,249	\$ 15,777,237	\$ 15,253,148
Contributions as a Percentage of Covered Payroll	0.11%	0.13%	0.16%	1.10%

(1) Information prior to 2015 is not available. Schedule is intended to show ten years of information, and additional years' will be displayed as it becomes available.

See accompanying notes to the required supplementary information

---

<u>2016</u>	<u>2015</u>
\$ 306,909	\$ 279,011
<u>(306,909)</u>	<u>(279,011)</u>
<u>\$ -</u>	<u>\$ -</u>
\$ 14,748,015	\$ 14,570,020
2.08%	1.91%

**City of Lakewood, Ohio**  
*Required Supplementary Information*  
*Schedule of City Contributions - OPEB*  
*Ohio Public Employees Retirement System*  
*Last Ten Years*

	<u>2020</u>	<u>2019</u>	<u>2018</u>	<u>2017</u>
Contractually Required Contribution	\$ 77,171	\$ 74,630	\$ 72,170	\$ 71,420
Contributions in Relation to the Contractually Required Contribution	<u>(77,171)</u>	<u>(74,630)</u>	<u>(72,170)</u>	<u>(71,420)</u>
Contribution Deficiency (Excess)	<u>\$ -</u>	<u>\$ -</u>	<u>\$ -</u>	<u>\$ -</u>
City Covered Payroll	\$ 15,434,180	\$ 14,926,093	\$ 14,434,122	\$ 14,284,051
Contributions as a Percentage of Covered Payroll	0.50%	0.50%	0.50%	0.50%

See accompanying notes to the required supplementary information

<u>2016</u>	<u>2015</u>	<u>2014</u>	<u>2013</u>	<u>2012</u>	<u>2011</u>
\$ 68,516	\$ 66,487	\$ 64,631	\$ 434,081	\$ 841,297	\$ 863,188
<u>(68,516)</u>	<u>(66,487)</u>	<u>(64,631)</u>	<u>(434,081)</u>	<u>(841,297)</u>	<u>(863,188)</u>
<u>\$ -</u>	<u>\$ -</u>	<u>\$ -</u>	<u>\$ -</u>	<u>\$ -</u>	<u>\$ -</u>
\$ 13,787,145	\$ 13,424,075	\$ 12,862,499	\$ 12,373,556	\$ 12,457,601	\$ 12,787,969
0.50%	0.50%	0.50%	3.62%	6.75%	6.75%

**City of Lakewood, Ohio**  
*Notes to the Required Supplementary Information*  
*For the Year Ended December 31, 2020*

---

**OHIO PUBLIC EMPLOYEES RETIREMENT SYSTEM (OPERS)**

***Net Pension Liability***

*Changes in benefit terms:* There were no changes in benefit terms from the amounts reported for 2014-2020.

*Changes in assumptions:* There were no changes in methods and assumptions used in the calculation of actuarial determined contributions for 2014-2016 and 2018. For 2017, the following changes of assumptions affected the total pension liability since the prior measurement date: (a) the expected investment return was reduced from 8.00% to 7.50%, (b) the expected long-term average wage inflation rate was reduced from 3.75% to 3.25%, (c) the expected long-term average price inflation rate was reduced from 3.00% to 2.50%, (d) Rates of withdrawal, retirement and disability were updated to reflect recent experience, (e) mortality rates were updated to the RP-2014 Health Annuitant Mortality Table, adjusted for mortality improvement back to the observant period base year of 2006 and then established the base year as 2015 (f) mortality rates used in evaluating disability allowances were updated to the RP-2014 Disabled Mortality tables, adjusted for mortality improvement back to the observation base year of 2006 and a base year of 2015 for males and 2010 for females (g) Mortality rates for a particular calendar year for both healthy and disabled retiree mortality tables are determined by applying the MP-2015 mortality improvement scale to the above described tables. For 2019, the following changes of assumptions affected the total pension liability since the prior measurement date: (a) the expected investment return was reduced from 7.50% to 7.20%. For 2020, the following changes of assumptions affected the total pension liability since the prior measurement date: (a) the cost-of-living adjustments for post-1/7/2013 retirees were reduced from 3.00% simple through 2018 to 1.40% simple through 2020, then 2.15% simple.

***Net OPEB Liability***

*Changes in benefit terms:* There were no changes in benefit terms from the amounts reported for 2018-2020.

*Changes in assumptions:* For 2018, the single discount rate changed from 4.23% to 3.85%. For 2019, the following changes of assumptions affected the total OPEB liability since the prior measurement date: (a) the expected investment return was reduced from 6.50% to 6.00% (b) In January 2020, the Board adopted changes to health care coverage for Medicare and pre-Medicare retirees. It will include discontinuing the PPO plan for pre-Medicare retirees and replacing it with a monthly allowance to help participants pay for a health care plan of their choosing. The base allowance for Medicare eligible retirees will be reduced. The specific effect of these changes on the net OPEB liability and OPEB expense are unknown at this time (c) the single discount rate changed from 3.85% to 3.96%. For 2020, the following changes of assumptions affected the total OPEB liability since the prior measurement date: (a) the single discount rate changed from 3.96% to 3.16%.

**City of Lakewood, Ohio**  
*Notes to the Basic Financial Statements*  
*For the Year Ended December 31, 2020*  
*(Continued)*

---

**OHIO POLICE AND FIRE (OP&F) PENSION FUND**

***Net Pension Liability***

*Changes in benefit terms:* There were no changes in benefit terms from the amounts reported for 2014-2020.

*Changes in assumptions:* There were no changes in methods and assumptions used in the calculation of actuarial determined contributions for 2014-2017. For 2018, the following changes of assumptions affected the total pension liability since the prior measurement date: (a) the investment rate of return was reduced from 8.25 percent to 8.00 percent (b) the projected salary increases was reduced from 4.25% to 3.75% (c) the payroll increases was reduced from 3.75% to 3.25% (d) the inflation assumptions was reduced from 3.25% to 2.75% (e) the cost of living adjustments was reduced from 2.60% to 2.20% (f) rates of withdrawal, disability and service retirement were updated to reflect recent experience (g) mortality rates were updated to the RP-2014 Total Employee and Health Annuitant Mortality Table, adjusted for mortality improvement back to the observant period base year of 2006 and then established the base year as 2016 (h) mortality rates used in evaluating disability allowances were updated to the RP-2014 Disabled Mortality tables, adjusted for mortality improvement back to the observation base year of 2006 and a base year of 2016. For 2019-2020, there have been no OP&F pension plan amendments adopted or changes in assumptions between the measurement date and the report date that would have impacted the actuarial valuation of the pension plan as of the measurement date.

***Net OPEB Liability***

*Changes in benefit terms:* There were no changes in benefit terms from the amounts reported for 2018 and 2020. For 2019, see below regarding changes to stipend-based model.

*Changes in assumptions:* For 2018, the single discount rate changed from 3.79 percent to 3.24 percent. For 2019, the changes of assumptions were: (a) beginning January 1, 2019 OP&F changed its retiree health care model and the current self-insured health care plan is no longer offered. In its place will be a stipend-based health care model. OP&F has contracted with a vendor who will assist eligible retirees in choosing health care plans from their marketplace (both Medicare-eligible and pre-Medicare populations). A stipend funded by OP&F will be placed in individual Health Reimbursement Accounts that retirees will use to be reimbursed for health care expenses. As a result of changing from the current health care model to the stipend-based health care model, management expects that it will be able to provide stipends to eligible participants for the next 15 years (b) beginning in 2020 the Board approved a change to the Deferred Retirement Option Plan. The minimum interest rate accruing will be 2.5% (c) the single discount rate changed from 3.24 percent to 4.66 percent. For 2020, the single discount rate changed from 4.66 to 3.56.

## **Combining Statements**



## *Fund Descriptions – Nonmajor Governmental Funds*

---

### *Non-Major Special Revenue Funds*

Special Revenue funds are established to account for and report the proceeds of specific revenue sources that are restricted or committed to expenditures for specified purposes other than debt service or capital projects. A description of the City's special revenue funds follows:

Street and Highway Fund	To account for and report restricted State gasoline tax and motor vehicle registration fees designated for maintenance of streets within the City as required by the Ohio Revised Code.
Litter Control Grant Fund	To account for and report grants received from The Ohio Department of Natural Resources restricted to assist with community cleanup and litter enforcement projects within the City.
Law and Drug Enforcement Trust Fund	To account for and report funds seized in the commitment of a felony and awarded to the City. Restricted for the purchases of equipment for use in the Police Department.
Federal Forfeiture Fund	To account for and report federal forfeitures restricted for specific law enforcement purposes.
Indigent Drivers Alcohol Treatment Fund	To account for and report fines from persons convicted of “Driving while under the influence of alcohol (D.U.I.)” that are restricted for the rehabilitation of D.U.I. indigent citizens.
Enforcement and Education Fund	To account for and report fines imposed by the Courts which are used for programs aimed at further education and enforcement of D.U.I. laws, restricted for education and enforcement of D.U.I. laws.
Political Subdivision Fund	To account for and report fines imposed by the Courts which are restricted costs related to housing the D.U.I offender.
Computer Research and Maintenance Fund	To account for and report fines imposed by the Courts which are restricted to provide computerized research services and maintenance of the Court’s computer system.
Court Special Projects Fund	To account for and report fines imposed by the Courts which are restricted for Special Projects of the Lakewood Municipal Court.
Court Probation Services Fund	To account for and report fines imposed by the Courts which are restricted for the operations of the Probation Department of the Lakewood Municipal Court.

## *Fund Descriptions – Nonmajor Governmental Funds*

---

Indigent Drivers Interlock and Alcohol Monitoring Fund (IDIAM)	To account for and report State grants received and restricted to cover costs of immobilizing or disabling devices for indigent defendants.
Emergency Shelter Grant Fund	To account for and report grants received from the United States Department of Housing and Urban Development (HUD) and restricted to funds for the renovation, rehabilitation or conversion of buildings for use as emergency shelters for the homeless.
HOME Investment Program Fund	To account for and report grants from the United States Department of Housing and Urban Development (HUD) restricted to help first-time homebuyers with low and moderate income to purchase a new home.
Neighborhood Stabilization Fund	To account for and report grants received from the United States Department of Housing and Urban Development (HUD) restricted for assisting communities in purchasing for demolition or rehab housing structures in the City.
Office on Aging Fund	To account for and report grants received from the Ohio Department of Aging restricted for the various programs assisting the senior citizens in the City.
Help-to-Others Fund	To account for and report camp registrations fees and donations committed to fund a youth program that promotes volunteerism.
Juvenile Diversion Fund	To account for and report grants received from Cuyahoga County restricted to establish or expand community policing programs.
Family to Family Fund	To account for and report grants received from Cuyahoga County restricted to fund wrap around services targeting identified at-risk youth and families.
FEMA Fund	To account for and report grants received from the Federal government restricted to provide safety programs for the City.
Coronavirus Relief Fund	To account for and report grants received from the Federal government restricted to expenses related to COVID-19.
Community Festival Fund	To account for and report donations used for various community activities held during the year. This fund is included with the General Fund for GAAP reporting as it does not have a restricted or committed revenue source.

## *Fund Descriptions – Nonmajor Governmental Funds*

---

### *Nonmajor Debt Service Fund*

Debt Service funds are established to account for and report financial resources that are restricted, committed, or assigned to expenditure for principal and interest and to account for the accumulation of resources for, and the payment of, general long-term debt principal and interest. A description of the City's debt service fund follows:

Tax Increment Financing (TIF) Bond Retirement Fund	To account for and report all restricted tax increment financing activities.
---	--

### *Non-Major Capital Project Funds*

Capital Project funds are established to account for and report financial resources that are restricted, committed, or assigned to expenditure for capital outlays, including the acquisition or construction of capital facilities and other capital assets. A description of the City's capital project funds follows:

Permanent Capital Improvement Fund	To account for and report note proceeds restricted for acquisition of equipment and the construction of general capital assets of the City.
------------------------------------	---

Land Acquisition Fund	To account for and report transfers received and committed to the acquisition of properties to be developed for recreation, economic or other purposes as deemed appropriate by City Council and Mayor.
-----------------------	---

City Park Improvement Fund	To account for and report donations committed to the improvement of the City Park.
----------------------------	--

**City of Lakewood, Ohio**  
*Combining Balance Sheet*  
*Nonmajor Governmental Funds*  
*December 31, 2020*

	<b>Nonmajor Special Revenue Funds</b>	<b>Nonmajor Debt Service Fund</b>	<b>Nonmajor Capital Projects Funds</b>	<b>Total Nonmajor Governmental Funds</b>
<b>ASSETS</b>				
Equity in Pooled Cash and Cash Equivalents	\$3,292,390	\$839,010	\$6,867,807	\$10,999,207
Cash and Cash Equivalents:				
In Segregated Accounts	21,292	0	188,103	209,395
Materials and Supplies Inventory	96,815	0	0	96,815
Accrued Interest Receivable	176	0	0	176
Accounts Receivable	13,928	0	0	13,928
Intergovernmental Receivable	1,091,613	0	381,113	1,472,726
Payments in Lieu of Taxes Receivable	0	1,142,830	0	1,142,830
Assets Held for Resale	0	0	613,341	613,341
<b>Total Assets</b>	<b>4,516,214</b>	<b>1,981,840</b>	<b>8,050,364</b>	<b>14,548,418</b>
<b>LIABILITIES, DEFERRED INFLOWS OF RESOURCES AND FUND BALANCES</b>				
<b>Liabilities:</b>				
Accounts Payable	\$246,831	\$0	\$121,973	\$368,804
Accrued Wages and Benefits	69,244	0	0	69,244
Intergovernmental Payable	68,728	0	0	68,728
Retainage Payable	21,292	0	188,103	209,395
Interfund Payable	359,693	0	0	359,693
<b>Total Liabilities</b>	<b>765,788</b>	<b>0</b>	<b>310,076</b>	<b>1,075,864</b>
<b>Deferred Inflows of Resources:</b>				
Payments in Lieu of Taxes	0	1,110,677	0	1,110,677
Unavailable Revenue - Delinquent Payments in Lieu of Taxes	0	32,153	0	32,153
Unavailable Revenue - Other	652,781	0	0	652,781
<b>Total Deferred Inflows of Resources</b>	<b>652,781</b>	<b>1,142,830</b>	<b>0</b>	<b>1,795,611</b>
<b>Fund Balances:</b>				
Nonspendable	96,815	0	0	96,815
Restricted	3,103,479	839,010	3,305,477	7,247,966
Committed	11,569	0	4,434,811	4,446,380
Unassigned (Deficit)	(114,218)	0	0	(114,218)
<b>Total Fund Balance</b>	<b>3,097,645</b>	<b>839,010</b>	<b>7,740,288</b>	<b>11,676,943</b>
<b>Total Liabilities, Deferred Inflows of Resources and Fund Balances</b>	<b>\$4,516,214</b>	<b>\$1,981,840</b>	<b>\$8,050,364</b>	<b>\$14,548,418</b>

**City of Lakewood, Ohio**  
*Combining Statement of Revenues, Expenditures and Changes in Fund Balances*  
*Nonmajor Governmental Funds*  
*For the Year Ended December 31, 2020*

	<b>Nonmajor Special Revenue Funds</b>	<b>Nonmajor Debt Service Fund</b>	<b>Nonmajor Capital Projects Funds</b>	<b>Total Nonmajor Governmental Funds</b>
<b>REVENUES</b>				
Payments in Lieu of Taxes	\$0	\$1,110,677	\$0	\$1,110,677
Intergovernmental	10,298,283	84,887	381,114	10,764,284
Interest	1,273	0	0	1,273
Fines and Forfeitures	121,401	0	0	121,401
Charges for Services	71,046	0	0	71,046
Contributions and Donations	53,908	0	0	53,908
Special Assessments	10,389	0	0	10,389
All Other Revenues	100,618	0	4,332	104,950
<b>Total Revenues</b>	<u>10,656,918</u>	<u>1,195,564</u>	<u>385,446</u>	<u>12,237,928</u>
<b>EXPENDITURES</b>				
Security of Persons and Property:				
Police and Other	2,486,516	0	0	2,486,516
Fire	3,017,431	0	0	3,017,431
Public Health Services	828,393	0	0	828,393
Community Environment	2,077,445	0	0	2,077,445
Transportation	2,669,173	0	0	2,669,173
General Government	284,145	547,382	0	831,527
Capital Outlay	0	0	3,529,387	3,529,387
Debt Service:				
Principal Retirement	0	349,509	0	349,509
Interest and Fiscal Charges	0	55,998	0	55,998
<b>Total Expenditures</b>	<u>11,363,103</u>	<u>952,889</u>	<u>3,529,387</u>	<u>15,845,379</u>
Excess of Revenues Over (Under) Expenditures	<u>(706,185)</u>	<u>242,675</u>	<u>(3,143,941)</u>	<u>(3,607,451)</u>
<b>OTHER FINANCING SOURCES</b>				
Sale of Capital Assets	310	0	0	310
Bond Anticipation Notes Issued	0	0	3,260,000	3,260,000
Transfer In	890,000	0	325,000	1,215,000
<b>Total Other Financing Sources</b>	<u>890,310</u>	<u>0</u>	<u>3,585,000</u>	<u>4,475,310</u>
Net Change in Fund Balances	184,125	242,675	441,059	867,859
Fund Balances - Beginning of Year	2,913,520	596,335	7,299,229	10,809,084
<b>Fund Balances - End of Year</b>	<u>\$3,097,645</u>	<u>\$839,010</u>	<u>\$7,740,288</u>	<u>\$11,676,943</u>



**City of Lakewood, Ohio**  
*Combining Balance Sheet*  
*Nonmajor Special Revenue Funds*  
*December 31, 2020*

	<u>Street and Highway</u>	<u>Litter Control Grant</u>	<u>Law and Drug Enforcement Trust</u>	<u>Federal Forfeiture</u>	<u>Indigent Drivers Alcohol Treatment</u>
<b>Assets:</b>					
Equity in Pooled Cash and Cash Equivalents	\$686,969	\$8,996	\$68,555	\$94,419	\$158,132
Cash and Cash Equivalents:					
In Segregated Accounts	21,292	0	0	0	0
Materials and Supplies Inventory	96,815	0	0	0	0
Accrued Interest Receivable	0	0	0	176	0
Accounts Receivable	0	0	185	0	408
Intergovernmental Receivable	939,569	0	0	0	0
<b>Total Assets</b>	<u>1,744,645</u>	<u>8,996</u>	<u>68,740</u>	<u>94,595</u>	<u>158,540</u>
<b>LIABILITIES, DEFERRED INFLOWS OF RESOURCES AND FUND BALANCES</b>					
<b>Liabilities:</b>					
Accounts Payable	71,409	0	2,998	1,636	0
Accrued Wages and Benefits	43,621	0	0	0	0
Intergovernmental Payable	41,340	0	0	0	0
Retainage Payable	21,292	0	0	0	0
Interfund Payable	30,471	0	0	0	0
<b>Total Liabilities</b>	<u>208,133</u>	<u>0</u>	<u>2,998</u>	<u>1,636</u>	<u>0</u>
<b>Deferred Inflows of Resources:</b>					
Unavailable Revenue - Other	605,689	0	0	0	0
<b>Total Deferred Inflows of Resources</b>	<u>605,689</u>	<u>0</u>	<u>0</u>	<u>0</u>	<u>0</u>
<b>Fund Balances:</b>					
Nonspendable	96,815	0	0	0	0
Restricted	834,008	8,996	65,742	92,959	158,540
Committed	0	0	0	0	0
Unassigned (Deficit)	0	0	0	0	0
<b>Total Fund Balances (Deficit)</b>	<u>930,823</u>	<u>8,996</u>	<u>65,742</u>	<u>92,959</u>	<u>158,540</u>
<b>Total Liabilities, Deferred Inflows of Resources and Fund Balances</b>	<u>\$1,744,645</u>	<u>\$8,996</u>	<u>\$68,740</u>	<u>\$94,595</u>	<u>\$158,540</u>

(Continued)

**City of Lakewood, Ohio**  
*Combining Balance Sheet*  
*Nonmajor Special Revenue Funds (continued)*  
*December 31, 2020*

	<b>Enforcement and Education</b>	<b>Political Subdivision</b>	<b>Computer Research and Maintenance</b>	<b>Court Special Projects</b>
<b>Assets:</b>				
Equity in Pooled Cash and Cash Equivalents	\$32,928	\$19,942	\$9,041	\$356,486
Cash and Cash Equivalents:				
In Segregated Accounts	0	0	0	0
Materials and Supplies Inventory	0	0	0	0
Accrued Interest Receivable	0	0	0	0
Accounts Receivable	226	100	2,769	2,636
Intergovernmental Receivable	0	0	0	0
<b>Total Assets</b>	<b>33,154</b>	<b>20,042</b>	<b>11,810</b>	<b>359,122</b>
<b>LIABILITIES, DEFERRED INFLOWS OF RESOURCES AND FUND BALANCES</b>				
<b>Liabilities:</b>				
Accounts Payable	0	0	2,437	10,716
Accrued Wages and Benefits	0	0	0	542
Intergovernmental Payable	0	0	0	249
Retainage Payable	0	0	0	0
Interfund Payable	0	0	0	0
<b>Total Liabilities</b>	<b>0</b>	<b>0</b>	<b>2,437</b>	<b>11,507</b>
<b>Deferred Inflows of Resources:</b>				
Unavailable Revenue - Other	0	0	0	0
<b>Total Deferred Inflows of Resources</b>	<b>0</b>	<b>0</b>	<b>0</b>	<b>0</b>
<b>Fund Balances:</b>				
Nonspendable	0	0	0	0
Restricted	33,154	20,042	9,373	347,615
Committed	0	0	0	0
Unassigned (Deficit)	0	0	0	0
<b>Total Fund Balances (Deficit)</b>	<b>33,154</b>	<b>20,042</b>	<b>9,373</b>	<b>347,615</b>
<b>Total Liabilities, Deferred Inflows of Resources and Fund Balances</b>	<b>\$33,154</b>	<b>\$20,042</b>	<b>\$11,810</b>	<b>\$359,122</b>



<b>Court Probation Services</b>	<b>Indigent Drivers Interlock and Alcohol Monitoring</b>	<b>Emergency Shelter Grant</b>	<b>HOME Investment Program</b>	<b>Neighborhood Stabilization</b>	<b>Office on Aging</b>
\$135,826	\$153,221	\$43,444	\$761,242	\$307,439	\$306,002
0	0	0	0	0	0
0	0	0	0	0	0
0	0	0	0	0	0
1,176	845	0	0	0	5,583
0	0	0	0	0	8,530
<u>137,002</u>	<u>154,066</u>	<u>43,444</u>	<u>761,242</u>	<u>307,439</u>	<u>320,115</u>
713	0	3,198	95,296	0	8,734
0	0	165	0	0	14,960
0	0	79	0	0	17,653
0	0	0	0	0	0
0	0	45,000	0	0	17,222
<u>713</u>	<u>0</u>	<u>48,442</u>	<u>95,296</u>	<u>0</u>	<u>58,569</u>
0	0	0	0	0	0
0	0	0	0	0	0
0	0	0	0	0	0
136,289	154,066	0	665,946	307,439	261,546
0	0	0	0	0	0
0	0	(4,998)	0	0	0
<u>136,289</u>	<u>154,066</u>	<u>(4,998)</u>	<u>665,946</u>	<u>307,439</u>	<u>261,546</u>
<u>\$137,002</u>	<u>\$154,066</u>	<u>\$43,444</u>	<u>\$761,242</u>	<u>\$307,439</u>	<u>\$320,115</u>

(Continued)

**City of Lakewood, Ohio**  
*Combining Balance Sheet*  
*Nonmajor Special Revenue Funds (continued)*  
*December 31, 2020*

	<b>Help-to- Others</b>	<b>Juvenile Diversion</b>	<b>Family to Family</b>	<b>FEMA</b>	<b>Coronavirus Relief</b>	<b>Total Nonmajor Special Revenue Funds</b>
<b>Assets:</b>						
Equity in Pooled Cash and Cash Equivalents	\$11,569	\$6,864	\$110,259	\$2,781	\$18,275	\$3,292,390
Cash and Cash Equivalents:						
In Segregated Accounts	0	0	0	0	0	21,292
Materials and Supplies Inventory	0	0	0	0	0	96,815
Accrued Interest Receivable	0	0	0	0	0	176
Accounts Receivable	0	0	0	0	0	13,928
Intergovernmental Receivable	0	0	96,422	0	47,092	1,091,613
<b>Total Assets</b>	<b>11,569</b>	<b>6,864</b>	<b>206,681</b>	<b>2,781</b>	<b>65,367</b>	<b>4,516,214</b>
<b>LIABILITIES, DEFERRED INFLOWS OF RESOURCES AND FUND BALANCES</b>						
<b>Liabilities:</b>						
Accounts Payable	0	0	2,602	0	47,092	246,831
Accrued Wages and Benefits	0	1,223	8,733	0	0	69,244
Intergovernmental Payable	0	658	8,749	0	0	68,728
Retainage Payable	0	0	0	0	0	21,292
Interfund Payable	0	0	250,000	0	17,000	359,693
<b>Total Liabilities</b>	<b>0</b>	<b>1,881</b>	<b>270,084</b>	<b>0</b>	<b>64,092</b>	<b>765,788</b>
<b>Deferred Inflows of Resources:</b>						
Unavailable Revenue - Other	0	0	0	0	47,092	652,781
<b>Total Deferred Inflows of Resources</b>	<b>0</b>	<b>0</b>	<b>0</b>	<b>0</b>	<b>47,092</b>	<b>652,781</b>
<b>Fund Balances:</b>						
Nonspendable	0	0	0	0	0	96,815
Restricted	0	4,983	0	2,781	0	3,103,479
Committed	11,569	0	0	0	0	11,569
Unassigned (Deficit)	0	0	(63,403)	0	(45,817)	(114,218)
<b>Total Fund Balances (Deficit)</b>	<b>11,569</b>	<b>4,983</b>	<b>(63,403)</b>	<b>2,781</b>	<b>(45,817)</b>	<b>3,097,645</b>
<b>Total Liabilities, Deferred Inflows of Resources and Fund Balances</b>	<b>\$11,569</b>	<b>\$6,864</b>	<b>\$206,681</b>	<b>\$2,781</b>	<b>\$ 65,367</b>	<b>\$4,516,214</b>

**City of Lakewood, Ohio**  
*Combining Statement of Revenues, Expenditures and Changes in Fund Balances*  
*Nonmajor Special Revenue Funds*  
*For the Year Ended December 31, 2020*

	<u>Street and Highway</u>	<u>Litter Control Grant</u>	<u>Law and Drug Enforcement Trust</u>	<u>Federal Forfeiture</u>	<u>Indigent Drivers Alcohol Treatment</u>
<b>REVENUES</b>					
Intergovernmental	\$2,580,470	\$0	\$0	\$12,571	\$2,226
Interest	0	0	0	1,273	0
Fines and Forfeitures	0	0	4,060	0	4,488
Charges for Services	0	0	0	0	0
Contributions and Donations	0	0	0	0	0
Special Assessments	10,389	0	0	0	0
All Other Revenues	65,927	0	27,528	0	0
<b>Total Revenues</b>	<u>2,656,786</u>	<u>0</u>	<u>31,588</u>	<u>13,844</u>	<u>6,714</u>
<b>EXPENDITURES</b>					
Security of Persons and Property					
Police and Other	0	0	50,381	9,798	0
Fire	0	0	0	0	0
Public Health Services	0	0	0	0	0
Community Environment	0	0	0	0	0
Transportation	2,669,173	0	0	0	0
General Government	0	0	0	0	5,810
<b>Total Expenditures</b>	<u>2,669,173</u>	<u>0</u>	<u>50,381</u>	<u>9,798</u>	<u>5,810</u>
Excess of Revenues Over (Under) Expenditures	<u>(12,387)</u>	<u>0</u>	<u>(18,793)</u>	<u>4,046</u>	<u>904</u>
<b>OTHER FINANCING SOURCES</b>					
Sale of Capital Assets	0	0	310	0	0
Transfers In	0	0	0	0	0
<b>Total Other Financing Sources</b>	<u>0</u>	<u>0</u>	<u>310</u>	<u>0</u>	<u>0</u>
Net Change in Fund Balances	(12,387)	0	(18,483)	4,046	904
Fund Balances - Beginning of Year	943,210	8,996	84,225	88,913	157,636
<b>Fund Balances - End of Year</b>	<u>\$930,823</u>	<u>\$8,996</u>	<u>\$65,742</u>	<u>\$92,959</u>	<u>\$158,540</u>

(Continued)

**City of Lakewood, Ohio**  
*Combining Statement of Revenues, Expenditures and Changes in Fund Balances*  
*Nonmajor Special Revenue Funds (continued)*  
*For the Year Ended December 31, 2020*

	<b>Enforcement and Education</b>	<b>Political Subdivision</b>	<b>Computer Research and Maintenance</b>	<b>Court Special Projects</b>	<b>Court Probation Services</b>
<b>REVENUES</b>					
Intergovernmental	\$0	\$0	\$0	\$0	\$0
Interest	0	0	0	0	0
Fines and Forfeitures	2,472	550	37,423	42,130	17,796
Charges for Services	0	0	0	0	0
Contributions and Donations	0	0	0	0	0
Special Assessments	0	0	0	0	0
All Other Revenues	600	0	0	0	0
<b>Total Revenues</b>	<u>3,072</u>	<u>550</u>	<u>37,423</u>	<u>42,130</u>	<u>17,796</u>
<b>EXPENDITURES</b>					
Security of Persons and Property					
Police and Other	0	0	0	0	0
Fire	0	0	0	0	0
Public Health Services	0	0	0	0	0
Community Environment	0	0	0	0	0
Transportation	0	0	0	0	0
General Government	0	0	40,479	160,598	3,166
<b>Total Expenditures</b>	<u>0</u>	<u>0</u>	<u>40,479</u>	<u>160,598</u>	<u>3,166</u>
Excess of Revenues Over (Under) Expenditures	<u>3,072</u>	<u>550</u>	<u>(3,056)</u>	<u>(118,468)</u>	<u>14,630</u>
<b>OTHER FINANCING SOURCES</b>					
Sale of Capital Assets	0	0	0	0	0
Transfers In	0	0	0	0	0
<b>Total Other Financing Sources</b>	<u>0</u>	<u>0</u>	<u>0</u>	<u>0</u>	<u>0</u>
Net Change in Fund Balances	3,072	550	(3,056)	(118,468)	14,630
Fund Balances - Beginning of Year	30,082	19,492	12,429	466,083	121,659
<b>Fund Balances - End of Year</b>	<u>\$33,154</u>	<u>\$20,042</u>	<u>\$9,373</u>	<u>\$347,615</u>	<u>\$136,289</u>

<b>Indigent Drivers Interlock and Alcohol Monitoring</b>	<b>Emergency Shelter Grant</b>	<b>HOME Investment Program</b>	<b>Neighborhood Stabilization</b>	<b>Office on Aging</b>
\$0	\$171,674	\$442,738	\$0	\$47,539
0	0	0	0	0
12,482	0	0	0	0
0	0	0	0	67,986
0	0	0	0	41,483
0	0	0	0	0
0	0	0	0	5,583
<u>12,482</u>	<u>171,674</u>	<u>442,738</u>	<u>0</u>	<u>162,591</u>
0	0	0	0	0
0	0	0	0	0
0	0	0	0	828,393
0	165,013	301,382	0	0
0	0	0	0	0
0	0	0	0	0
<u>0</u>	<u>165,013</u>	<u>301,382</u>	<u>0</u>	<u>828,393</u>
<u>12,482</u>	<u>6,661</u>	<u>141,356</u>	<u>0</u>	<u>(665,802)</u>
0	0	0	0	0
<u>0</u>	<u>0</u>	<u>0</u>	<u>0</u>	<u>890,000</u>
<u>0</u>	<u>0</u>	<u>0</u>	<u>0</u>	<u>890,000</u>
12,482	6,661	141,356	0	224,198
<u>141,584</u>	<u>(11,659)</u>	<u>524,590</u>	<u>307,439</u>	<u>37,348</u>
<u>\$154,066</u>	<u>(\$4,998)</u>	<u>\$665,946</u>	<u>\$307,439</u>	<u>\$261,546</u>

(Continued)

**City of Lakewood, Ohio**  
*Combining Statement of Revenues, Expenditures and Changes in Fund Balances*  
*Nonmajor Special Revenue Funds (continued)*  
*For the Year Ended December 31, 2020*

	<b>Help-to- Others</b>	<b>Juvenile Diversion</b>	<b>Family to Family</b>	<b>FEMA</b>	<b>Coronavirus Relief</b>	<b>Total Nonmajor Special Revenue Funds</b>
<b>REVENUES</b>						
Intergovernmental	\$0	\$12,113	\$396,878	\$0	\$6,632,074	\$10,298,283
Interest	0	0	0	0	0	1,273
Fines and Forfeitures	0	0	0	0	0	121,401
Charges for Services	3,060	0	0	0	0	71,046
Contributions and Donations	12,425	0	0	0	0	53,908
Special Assessments	0	0	0	0	0	10,389
All Other Revenues	0	980	0	0	0	100,618
<b>Total Revenues</b>	<b>15,485</b>	<b>13,093</b>	<b>396,878</b>	<b>0</b>	<b>6,632,074</b>	<b>10,656,918</b>
<b>EXPENDITURES</b>						
Security of Persons and Property						
Police and Other	0	0	0	0	2,426,337	2,486,516
Fire	0	0	0	0	3,017,431	3,017,431
Public Health Services	0	0	0	0	0	828,393
Community Environment	15,485	22,170	413,364	0	1,160,031	2,077,445
Transportation	0	0	0	0	0	2,669,173
General Government	0	0	0	0	74,092	284,145
<b>Total Expenditures</b>	<b>15,485</b>	<b>22,170</b>	<b>413,364</b>	<b>0</b>	<b>6,677,891</b>	<b>11,363,103</b>
Excess of Revenues Over (Under) Expenditures	0	(9,077)	(16,486)	0	(45,817)	(706,185)
<b>OTHER FINANCING SOURCES</b>						
Sale of Capital Assets	0	0	0	0	0	310
Transfers In	0	0	0	0	0	890,000
<b>Total Other Financing Sources</b>	<b>0</b>	<b>0</b>	<b>0</b>	<b>0</b>	<b>0</b>	<b>890,310</b>
Net Change in Fund Balances	0	(9,077)	(16,486)	0	(45,817)	184,125
Fund Balances - Beginning of Year	11,569	14,060	(46,917)	2,781	0	2,913,520
<b>Fund Balances - End of Year</b>	<b>\$11,569</b>	<b>\$4,983</b>	<b>(\$63,403)</b>	<b>\$2,781</b>	<b>\$ (45,817)</b>	<b>\$3,097,645</b>

**City of Lakewood, Ohio**  
*Combining Balance Sheet*  
*Nonmajor Capital Projects Funds*  
*December 31, 2020*

	<b>Permanent Capital Improvement</b>	<b>Land Acquisition</b>	<b>City Park Improvement</b>	<b>Total Nonmajor Capital Projects Funds</b>
<b>ASSETS</b>				
Equity in Pooled Cash and Cash Equivalents	\$3,046,337	\$3,791,331	\$30,139	\$6,867,807
Cash and Cash Equivalents:				
In Segregated Accounts	188,103	0	0	188,103
Intergovernmental Receivable	381,113	0	0	381,113
Assets Held for Resale	0	613,341	0	613,341
<b>Total Assets</b>	<b>3,615,553</b>	<b>4,404,672</b>	<b>30,139</b>	<b>8,050,364</b>
<b>LIABILITIES, DEFERRED INFLOWS OF RESOURCES AND FUND BALANCES</b>				
<b>Liabilities:</b>				
Accounts Payable	121,973	0	0	121,973
Retainage Payable	188,103	0	0	188,103
<b>Total Liabilities</b>	<b>310,076</b>	<b>0</b>	<b>0</b>	<b>310,076</b>
<b>Fund Balances:</b>				
Restricted	3,305,477	0	0	3,305,477
Committed	0	4,404,672	30,139	4,434,811
<b>Total Fund Balances</b>	<b>3,305,477</b>	<b>4,404,672</b>	<b>30,139</b>	<b>7,740,288</b>
<b>Total Liabilities, Deferred Inflows of Resources and Fund Balances</b>	<b>\$3,615,553</b>	<b>\$4,404,672</b>	<b>\$30,139</b>	<b>\$8,050,364</b>

**City of Lakewood, Ohio**  
*Combining Statement of Revenues, Expenditures and Changes in Fund Balances*  
*Nonmajor Capital Projects Funds*  
*For the Year Ended December 31, 2020*

	<b>Permanent Capital Improvement</b>	<b>Land Acquisition</b>	<b>City Park Improvement</b>	<b>Total Nonmajor Capital Projects Funds</b>
<b>REVENUES</b>				
Intergovernmental	\$381,114	\$0	\$0	\$381,114
All Other Revenues	0	0	4,332	4,332
<b>Total Revenues</b>	<u>381,114</u>	<u>0</u>	<u>4,332</u>	<u>385,446</u>
<b>EXPENDITURES</b>				
Capital Outlay	3,529,387	0	0	3,529,387
<b>Total Expenditures</b>	<u>3,529,387</u>	<u>0</u>	<u>0</u>	<u>3,529,387</u>
Excess of Revenues (Under) Expenditures	<u>(3,148,273)</u>	<u>0</u>	<u>4,332</u>	<u>(3,143,941)</u>
<b>OTHER FINANCING SOURCES</b>				
Bond Anticipation Notes Issued	3,260,000	0	0	3,260,000
Transfer In	0	325,000	0	325,000
<b>Total Other Financing Sources</b>	<u>3,260,000</u>	<u>325,000</u>	<u>0</u>	<u>3,585,000</u>
Net Change in Fund Balances	111,727	325,000	4,332	441,059
Fund Balances - Beginning of Year	3,193,750	4,079,672	25,807	7,299,229
<b>Fund Balances - End of Year</b>	<u>\$3,305,477</u>	<u>\$4,404,672</u>	<u>\$30,139</u>	<u>\$7,740,288</u>



## *Fund Descriptions – Nonmajor Proprietary Funds*

---

### *Nonmajor Enterprise Funds*

Enterprise Funds are established to account for operations that are financed by user charges for goods or services provided primarily to the general public.

Parking Facilities Fund	To account for and report the off-street parking services provided by the City.
Winterhurst Ice Rink Fund	To account for and report the revenues and costs of operating the municipal ice rink facility.

### *Internal Service Funds*

Internal Service Funds are established to account for the financing of significant goods or services provided by one department or agency to other departments or agencies of the City, or other governments on a cost reimbursement basis.

Hospitalization Fund	To account for and report the premiums charged to City funds and the payments incurred for claims.
Workers' Compensation Fund	To account for and report workers' compensation costs incurred under the State's retrospectively rated workers' compensation program.

**City of Lakewood, Ohio**  
*Combining Statement of Net Position*  
*Nonmajor Enterprise Funds*  
*December 31, 2020*

	<b>Parking Facilities</b>	<b>Winterhurst Ice Rink</b>	<b>Total Nonmajor Enterprise Funds</b>
<b>ASSETS</b>			
<b>Current Assets:</b>			
Equity in Pooled Cash and Cash Equivalents	\$744,373	\$58,848	\$803,221
Materials and Supplies Inventory	60,472	0	60,472
Accounts Receivable	0	240,787	240,787
<b>Total Current Assets</b>	<b>804,845</b>	<b>299,635</b>	<b>1,104,480</b>
<b>Noncurrent Assets:</b>			
Net Pension Asset	1,493	0	1,493
<b>Capital Assets:</b>			
Land	77,130	0	77,130
Depreciable Capital Assets, Net of Depreciation	589,762	4,232,995	4,822,757
<b>Total Noncurrent Assets</b>	<b>668,385</b>	<b>4,232,995</b>	<b>4,901,380</b>
<b>Total Assets</b>	<b>1,473,230</b>	<b>4,532,630</b>	<b>6,005,860</b>
<b>DEFERRED OUTFLOWS OF RESOURCES</b>			
Deferral on Refunding	0	22,565	22,565
Pension	27,751	0	27,751
OPEB	20,184	0	20,184
<b>Total Deferred Outflows of Resources</b>	<b>47,935</b>	<b>22,565</b>	<b>70,500</b>
<b>LIABILITIES</b>			
<b>Current Liabilities:</b>			
Accounts Payable	46,692	98,250	144,942
Accrued Wages and Benefits	4,087	0	4,087
Intergovernmental Payable	4,925	0	4,925
Interfund Payable	3,827	100,000	103,827
Compensated Absences Payable	3,491	0	3,491
Accrued Interest Payable	116	164	280
General Obligation Bonds Payable	30,000	9,940	39,940
<b>Total Current Liabilities</b>	<b>93,138</b>	<b>208,354</b>	<b>301,492</b>
<b>Noncurrent Liabilities:</b>			
Compensated Absences Payable	4,612	0	4,612
General Obligation Bonds Payable	0	48,045	48,045
Net Pension Liability	180,372	0	180,372
Net OPEB Liability	124,218	0	124,218
<b>Total Noncurrent Liabilities</b>	<b>309,202</b>	<b>48,045</b>	<b>357,247</b>
<b>Total Liabilities</b>	<b>402,340</b>	<b>256,399</b>	<b>658,739</b>
<b>DEFERRED INFLOWS OF RESOURCES</b>			
Pension	38,946	0	38,946
OPEB	17,858	0	17,858
<b>Total Deferred Inflows of Resources</b>	<b>56,804</b>	<b>0</b>	<b>56,804</b>
<b>NET POSITION</b>			
Net Investment in Capital Assets	636,892	4,197,575	4,834,467
Unrestricted	425,129	101,221	526,350
<b>Total Net Position</b>	<b>\$1,062,021</b>	<b>\$4,298,796</b>	<b>\$5,360,817</b>

**City of Lakewood, Ohio**  
*Combining Statement of Revenues, Expenses and Changes in Fund Net Position*  
*Nonmajor Enterprise Funds*  
*For the Year Ended December 31, 2020*

	<b>Parking Facilities</b>	<b>Winterhurst Ice Rink</b>	<b>Total Nonmajor Enterprise Funds</b>
<b>OPERATING REVENUES</b>			
Charges for Services	\$307,297	\$317,958	\$625,255
Miscellaneous	809	30,000	30,809
<b>Total Operating Revenues</b>	<u>308,106</u>	<u>347,958</u>	<u>656,064</u>
<b>OPERATING EXPENSES</b>			
Salaries	208,256	0	208,256
Property Taxes	41,635	58,456	100,091
Materials and Supplies	15,781	228	16,009
Utilities	24,847	238,069	262,916
Contractual Services	11,840	54	11,894
Depreciation	36,263	79,983	116,246
Other	53,189	0	53,189
<b>Total Operating Expense</b>	<u>391,811</u>	<u>376,790</u>	<u>768,601</u>
Operating Income (Loss)	<u>(83,705)</u>	<u>(28,832)</u>	<u>(112,537)</u>
<b>NONOPERATING EXPENSES</b>			
Interest and Fiscal Charges	(1,859)	(4,774)	(6,633)
<b>Total Nonoperating Expenses</b>	<u>(1,859)</u>	<u>(4,774)</u>	<u>(6,633)</u>
Transfers In	0	95,026	95,026
Change in Net Position	(85,564)	61,420	(24,144)
Net Position - Beginning of Year	1,147,585	4,237,376	5,384,961
<b>Net Position - End of Year</b>	<u><u>\$1,062,021</u></u>	<u><u>\$4,298,796</u></u>	<u><u>\$5,360,817</u></u>

**City of Lakewood, Ohio**  
*Combining Statement of Cash Flows*  
*Nonmajor Enterprise Funds*  
*For the Year Ended December 31, 2020*

	<b>Parking Facilities</b>	<b>Winterhurst Ice Rink</b>	<b>Total Nonmajor Enterprise Funds</b>
<b>CASH FLOWS FROM OPERATING ACTIVITIES</b>			
Cash Received from Charges for Services	\$307,297	\$325,322	\$632,619
Cash Received from Other Operating Sources	809	30,000	30,809
Cash Payments for Employee Services and Benefits	(177,107)	0	(177,107)
Cash Payments for Goods and Services	(83,905)	(292,104)	(376,009)
Cash Payments for Other Operating Expenses	(53,189)	0	(53,189)
Net Cash Provided by (Used in) Operating Activities	<u>(6,095)</u>	<u>63,218</u>	<u>57,123</u>
<b>CASH FLOWS FROM NONCAPITAL FINANCING ACTIVITIES</b>			
Advances In	0	40,000	40,000
Advances Out	0	(100,000)	(100,000)
Transfers In	0	95,026	95,026
Net Cash Provided by Noncapital Financing Activities	<u>0</u>	<u>35,026</u>	<u>35,026</u>
<b>CASH FLOWS FROM CAPITAL AND RELATED FINANCING ACTIVITIES</b>			
Principal Paid on Debt	(30,000)	(12,674)	(42,674)
Interest Paid on Debt	(1,911)	(2,342)	(4,253)
Payments for Capital Acquisitions	0	(79,559)	(79,559)
Net Cash (Used in) Capital and Related Financing Activities	<u>(31,911)</u>	<u>(94,575)</u>	<u>(126,486)</u>
Net Increase (Decrease) in Cash and Cash Equivalents	(38,006)	3,669	(34,337)
Cash and Cash Equivalents - Beginning of Year	782,379	55,179	837,558
<b>Cash and Cash Equivalents - End of Year</b>	<u><u>\$744,373</u></u>	<u><u>\$58,848</u></u>	<u><u>\$803,221</u></u>
<b>RECONCILIATION OF OPERATING (LOSS) TO NET CASH PROVIDED BY (USED IN) OPERATING ACTIVITIES</b>			
Operating (Loss)	(\$83,705)	(\$28,832)	(\$112,537)
Adjustments:			
Depreciation	36,263	79,983	116,246
(Increase) Decrease in Assets and Deferred Outflows of Resources:			
Accounts Receivable	0	7,364	7,364
Prepaid Items			
Materials and Supplies Inventory	9,478	0	9,478
Net Pension Asset	(695)	0	(695)
Deferred Outflows of Resources - Pension	47,369	0	47,369
Deferred Outflows of Resources - OPEB	(9,815)	0	(9,815)
Increase (Decrease) in Liabilities and Deferred Inflows of Resources:			
Accounts Payable	720	4,703	5,423
Accrued Wages and Benefits	618	0	618
Compensated Absences Payable	601	0	601
Interfund Payable	(988)	0	(988)
Intergovernmental Payable	2,785	0	2,785
Net Pension Liability	(68,108)	0	(68,108)
Net OPEB Liability	6,724	0	6,724
Deferred Inflows of Resources - Pension	35,119	0	35,119
Deferred Inflows of Resources - OPEB	17,539	0	17,539
Net Cash Provided by (Used in) Operating Activities	<u><u>(\$6,095)</u></u>	<u><u>\$63,218</u></u>	<u><u>\$57,123</u></u>

**City of Lakewood, Ohio**  
*Combining Statement of Net Position*  
*Nonmajor Internal Service Funds*  
*December 31, 2020*

	<u>Hospitalization</u>	<u>Workers' Compensation</u>	<u>Total Nonmajor Internal Service Funds</u>
<b>ASSETS</b>			
<b>Current Assets:</b>			
Equity in Pooled Cash and Cash Equivalents	\$4,417,678	\$654,277	\$5,071,955
Interfund Receivable	<u>773,337</u>	<u>30,191</u>	<u>803,528</u>
<b>Total Assets</b>	<u>5,191,015</u>	<u>684,468</u>	<u>5,875,483</u>
<b>LIABILITIES</b>			
<b>Current Liabilities:</b>			
Accounts Payable	\$6,761	\$0	\$6,761
Claims Payable	<u>773,337</u>	<u>30,191</u>	<u>803,528</u>
<b>Total Current Liabilities</b>	<u>780,098</u>	<u>30,191</u>	<u>810,289</u>
<b>NET POSITION</b>			
Unrestricted	<u>4,410,917</u>	<u>654,277</u>	<u>5,065,194</u>
<b>Total Net Position</b>	<u>\$4,410,917</u>	<u>\$654,277</u>	<u>\$5,065,194</u>

**City of Lakewood, Ohio**  
*Combining Statement of Revenues, Expenses and Changes in Fund Net Position*  
*Nonmajor Internal Service Funds*  
*For the Year Ended December 31, 2020*

---

	<u>Hospitalization</u>	<u>Workers' Compensation</u>	<u>Total Nonmajor Internal Service Funds</u>
<b>OPERATING REVENUES</b>			
Charges for Services	\$5,881,712	\$320,819	\$6,202,531
Miscellaneous	967,703	0	967,703
<b>Total Operating Revenues</b>	<u>6,849,415</u>	<u>320,819</u>	<u>7,170,234</u>
<b>OPERATING EXPENSES</b>			
Contractual Services	75,625	146,571	222,196
Claims	7,347,427	335,469	7,682,896
<b>Total Operating Expense</b>	<u>7,423,052</u>	<u>482,040</u>	<u>7,905,092</u>
Operating (Loss)	<u>(573,637)</u>	<u>(161,221)</u>	<u>(734,858)</u>
Transfers In	<u>2,290,101</u>	<u>240,329</u>	<u>2,530,430</u>
Change in Net Position	1,716,464	79,108	1,795,572
Net Position - Beginning of Year	<u>2,694,453</u>	<u>575,169</u>	<u>3,269,622</u>
<b>Net Position - End of Year</b>	<u><u>\$4,410,917</u></u>	<u><u>\$654,277</u></u>	<u><u>\$5,065,194</u></u>

**City of Lakewood, Ohio**  
*Combining Statement of Cash Flows*  
*Nonmajor Internal Service Funds*  
*For the Year Ended December 31, 2020*

	<b>Hospitalization</b>	<b>Workers' Compensation</b>	<b>Total Nonmajor Internal Service Funds</b>
<b>CASH FLOWS FROM OPERATING ACTIVITIES</b>			
Cash Received from Charges for Services	\$6,091,891	\$315,696	\$6,407,587
Cash Received from Other Operating Sources	967,703	0	967,703
Cash Payments for Goods and Services	(75,625)	(146,571)	(222,196)
Cash Payments for Claims	(7,551,330)	(337,346)	(7,888,676)
Net Cash (Used in) Operating Activities	<u>(567,361)</u>	<u>(168,221)</u>	<u>(735,582)</u>
<b>CASH FLOWS FROM NONCAPITAL FINANCING ACTIVITIES</b>			
Transfers In	<u>2,290,101</u>	<u>240,329</u>	<u>2,530,430</u>
Net Cash Provided by Noncapital Financing Activities	<u>2,290,101</u>	<u>240,329</u>	<u>2,530,430</u>
Net Increase in Cash and Cash Equivalents	1,722,740	72,108	1,794,848
Cash and Cash Equivalents - Beginning of Year	<u>2,694,938</u>	<u>582,169</u>	<u>3,277,107</u>
<b>Cash and Cash Equivalents - End of Year</b>	<u><u>\$4,417,678</u></u>	<u><u>\$654,277</u></u>	<u><u>\$5,071,955</u></u>
<b>RECONCILIATION OF OPERATING (LOSS) TO NET CASH USED IN OPERATING ACTIVITIES</b>			
Operating (Loss)	(\$573,637)	(\$161,221)	(\$734,858)
Adjustments:			
(Increase) Decrease in Assets:			
Interfund Receivable	210,179	(5,123)	205,056
Increase (Decrease) in Liabilities:			
Accounts Payable	6,276	0	6,276
Intergovernmental Payable	0	(7,000)	(7,000)
Claims Payable	(210,179)	5,123	(205,056)
Net Cash (Used) in Operating Activities	<u><u>(567,361)</u></u>	<u><u>(168,221)</u></u>	<u><u>(735,582)</u></u>

**Individual Fund Schedules of Revenues, Expenditures/Expenses  
And Changes in Fund Balances/Fund Equity –  
Budget (Non-GAAP Basis) and Actual**



**City of Lakewood, Ohio**  
*Schedule of Revenues, Expenditures and Changes in Fund Balance -  
 Budget (Non-GAAP Basis) and Actual  
 General Fund  
 For the Year Ended December 31, 2020*

	Final Budget	Actual	Variance with Final Budget Positive (Negative)
<b>Revenues</b>			
Property Taxes	\$9,152,374	\$8,290,285	(\$862,089)
Municipal Income Taxes	24,727,197	25,285,735	558,538
Charges for Services	2,617,027	2,646,986	29,959
Licenses, Permits and Fees	2,067,909	1,733,072	(334,837)
Fines and Forfeitures	1,388,208	1,076,756	(311,452)
Intergovernmental	2,977,782	3,476,305	498,523
Interest	1,000,000	768,437	(231,563)
Miscellaneous	669,750	343,160	(326,590)
<i>Total Revenues</i>	<u>44,600,247</u>	<u>43,620,736</u>	<u>(979,511)</u>
<b>Expenditures</b>			
<b>Current:</b>			
General Government:			
Council			
Salaries	168,039	163,399	4,640
Fringe Benefits	41,402	40,260	1,142
Travel and Transportation	5,625	1,328	4,297
Professional Services	14,100	10,892	3,208
Communications	3,925	2,524	1,401
Materials and Supplies	2,500	958	1,542
Other	3,715	1,983	1,732
Total Council	<u>239,306</u>	<u>221,344</u>	<u>17,962</u>
Municipal Court			
Salaries	972,236	916,813	55,423
Fringe Benefits	150,713	139,216	11,497
Travel and Transportation	6,350	756	5,594
Professional Services	61,100	32,467	28,633
Communications	46,000	29,125	16,875
Contractual Services	850	810	40
Materials and Supplies	21,850	9,821	12,029
Other	21,300	15,357	5,943
Total Municipal Court	<u>1,280,399</u>	<u>1,144,365</u>	<u>136,034</u>
Civil Service			
Salaries	62,930	57,092	5,838
Fringe Benefits	25,006	24,017	989
Professional Services	31,000	30,573	427
Communications	485	230	255
Materials and Supplies	685	171	514
Total Civil Service	<u>120,106</u>	<u>112,083</u>	<u>8,023</u>

*(continued)*

**City of Lakewood, Ohio**  
*Schedule of Revenues, Expenditures and Changes in Fund Balance -  
 Budget (Non-GAAP Basis) and Actual  
 General Fund  
 For the Year Ended December 31, 2020  
 (Continued)*

	Final Budget	Actual	Variance with Final Budget Positive (Negative)
<b>Mayor's Office</b>			
Salaries	\$208,290	\$205,721	\$2,569
Fringe Benefits	78,828	77,597	1,231
Professional Services	9,800	9,389	411
Communications	1,880	368	1,512
Materials and Supplies	1,000	345	655
Other	835	669	166
<b>Total Mayor's Office</b>	<b>300,633</b>	<b>294,089</b>	<b>6,544</b>
<b>Human Resources</b>			
Salaries	183,219	178,644	4,575
Fringe Benefits	75,312	73,355	1,957
Travel and Transportation	30	0	30
Professional Services	21,480	11,385	10,095
Communications	865	584	281
Materials and Supplies	1,600	1,569	31
Other	2,245	1,153	1,092
<b>Total Human Resources</b>	<b>284,751</b>	<b>266,690</b>	<b>18,061</b>
<b>Community Relations</b>			
Salaries	63,842	57,648	6,194
Fringe Benefits	25,736	24,405	1,331
Professional Services	7,850	7,264	586
Communications	21,430	20,697	733
Contractual Services	7,800	6,828	972
Materials and Supplies	610	141	469
Other	650	530	120
<b>Total Community Relations</b>	<b>127,918</b>	<b>117,513</b>	<b>10,405</b>
<b>Public Works Administration</b>			
Salaries	41,668	38,043	3,625
Fringe Benefits	52,512	51,807	705
Professional Services	800	745	55
Communications	650	430	220
Materials and Supplies	750	739	11
Other	1,235	1,065	170
<b>Total Public Works Administration</b>	<b>97,615</b>	<b>92,829</b>	<b>4,786</b>
<b>Buildings and Facilities-Security</b>			
Salaries	80,000	76,522	3,478
Fringe Benefits	14,768	11,822	2,946
<b>Total Buildings and Facilities</b>	<b>94,768</b>	<b>88,344</b>	<b>6,424</b>

*(continued)*

**City of Lakewood, Ohio**  
*Schedule of Revenues, Expenditures and Changes in Fund Balance -  
 Budget (Non-GAAP Basis) and Actual  
 General Fund  
 For the Year Ended December 31, 2020  
 (Continued)*

	Final Budget	Actual	Variance with Final Budget Positive (Negative)
Fleet Management			
Salaries	\$631,708	\$610,812	\$20,896
Fringe Benefits	259,499	255,854	3,645
Professional Services	2,550	2,528	22
Communications	925	596	329
Contractual Services	26,000	25,402	598
Materials and Supplies	575,575	568,588	6,987
Utilities	4,000	3,082	918
Capital Outlay	14,200	14,106	94
Other	29,750	29,160	590
Total Fleet Management	<u>1,544,207</u>	<u>1,510,128</u>	<u>34,079</u>
Engineering			
Salaries	95,867	90,959	4,908
Fringe Benefits	63,234	60,743	2,491
Travel and Transportation	1,225	31	1,194
Professional Services	1,165	588	577
Communications	3,800	2,969	831
Contractual Services	4,531	4,531	0
Materials and Supplies	1,525	1,008	517
Other	1,670	1,417	253
Total Engineering	<u>173,017</u>	<u>162,246</u>	<u>10,771</u>
Finance			
Salaries	449,790	442,250	7,540
Fringe Benefits	181,961	176,509	5,452
Professional Services	78,915	74,432	4,483
Communications	7,850	7,821	29
Materials and Supplies	2,600	2,362	238
Other	5,550	4,509	1,041
Total Finance	<u>726,666</u>	<u>707,883</u>	<u>18,783</u>

*(continued)*

**City of Lakewood, Ohio**  
*Schedule of Revenues, Expenditures and Changes in Fund Balance -  
 Budget (Non-GAAP Basis) and Actual  
 General Fund  
 For the Year Ended December 31, 2020  
 (Continued)*

	Final Budget	Actual	Variance with Final Budget Positive (Negative)
<b>Income Tax</b>			
Salaries	\$433,661	\$414,078	\$19,583
Fringe Benefits	160,077	156,673	3,404
Travel and Transportation	3,945	1,011	2,934
Professional Services	148,765	145,299	3,466
Communications	69,800	67,813	1,987
Contractual Services	2,400	2,400	0
Materials and Supplies	3,425	2,200	1,225
Refunds	750,000	741,784	8,216
Utilities	3,000	2,705	295
Other	92,875	90,264	2,611
<b>Total Income Tax</b>	<b>1,667,948</b>	<b>1,624,227</b>	<b>43,721</b>
<b>Information Systems</b>			
Salaries	341,079	337,396	3,683
Fringe Benefits	116,162	113,471	2,691
Professional Services	39,000	38,716	284
Communications	9,260	6,781	2,479
Contractual Services	7,000	6,557	443
Materials and Supplies	58,880	56,679	2,201
Capital Outlay	524,500	524,499	1
Other	738,900	738,638	262
<b>Total Information Systems</b>	<b>1,834,781</b>	<b>1,822,737</b>	<b>12,044</b>
<b>General Administration</b>			
Salaries	107,000	106,813	187
Fringe Benefits	102,650	102,595	55
Professional Services	187,750	187,469	281
Communications	12,000	11,037	963
Contractual Services	2,800	1,792	1,008
Materials and Supplies	106,644	100,979	5,665
Insurance	788,536	788,500	36
Other	4,448,359	4,442,140	6,219
<b>Total General Administration</b>	<b>5,755,739</b>	<b>5,741,325</b>	<b>14,414</b>
<b>Law</b>			
Salaries	394,865	390,242	4,623
Fringe Benefits	138,517	136,432	2,085
Travel and Transportation	225	210	15
Professional Services	42,430	37,305	5,125
Communications	1,435	754	681
Materials and Supplies	13,275	13,190	85
Other	2,920	2,762	158
<b>Total Law</b>	<b>593,667</b>	<b>580,895</b>	<b>12,772</b>
<b>Total General Government</b>	<b>14,841,521</b>	<b>14,486,698</b>	<b>354,823</b>

*(continued)*

**City of Lakewood, Ohio**  
*Schedule of Revenues, Expenditures and Changes in Fund Balance -  
 Budget (Non-GAAP Basis) and Actual  
 General Fund  
 For the Year Ended December 31, 2020  
 (Continued)*

	Final Budget	Actual	Variance with Final Budget Positive (Negative)
Security of Persons and Property:			
Police			
Salaries	\$7,103,066	\$6,692,809	\$410,257
Fringe Benefits	1,753,364	1,747,982	5,382
Travel and Transportation	125	36	89
Professional Services	52,050	48,433	3,617
Communications	97,070	97,025	45
Contractual Services	132,600	125,726	6,874
Materials and Supplies	171,925	145,900	26,025
Other	36,950	28,196	8,754
Total Police	<u>9,347,150</u>	<u>8,886,107</u>	<u>461,043</u>
Police Communications			
Salaries	635,177	631,720	3,457
Fringe Benefits	272,256	271,040	1,216
Other	17,650	16,056	1,594
Total Police Communications	<u>925,083</u>	<u>918,816</u>	<u>6,267</u>
School Guards			
Salaries	107,500	105,093	2,407
Fringe Benefits	22,542	18,974	3,568
Total School Guards	<u>130,042</u>	<u>124,067</u>	<u>5,975</u>
Fire			
Salaries	5,764,791	5,422,728	342,063
Fringe Benefits	1,641,408	1,611,552	29,856
Travel and Transportation	5,525	1,781	3,744
Professional Services	93,850	90,601	3,249
Communications	29,775	29,749	26
Contractual Services	14,200	12,824	1,376
Materials and Supplies	161,925	133,649	28,276
Utilities	58,700	58,537	163
Capital Outlay	250,000	250,000	0
Other	67,850	64,137	3,713
Total Fire	<u>8,088,024</u>	<u>7,675,558</u>	<u>412,466</u>
Street Lighting			
Other	668,000	667,576	424

*(continued)*

**City of Lakewood, Ohio**  
*Schedule of Revenues, Expenditures and Changes in Fund Balance -  
 Budget (Non-GAAP Basis) and Actual  
 General Fund  
 For the Year Ended December 31, 2020  
 (Continued)*

	Final Budget	Actual	Variance with Final Budget Positive (Negative)
<b>Animal Control</b>			
Salaries	\$146,932	\$141,270	\$5,662
Fringe Benefits	70,046	68,673	1,373
Professional Services	3,450	3,390	60
Communications	550	266	284
Contractual Services	2,650	2,188	462
Materials and Supplies	4,700	1,238	3,462
Utilities	8,000	7,336	664
Other	400	59	341
<b>Total Animal Control</b>	<u>236,728</u>	<u>224,420</u>	<u>12,308</u>
<i>Total Security of Persons and Property</i>	<u>19,395,027</u>	<u>18,496,544</u>	<u>898,483</u>
<b>Public Health Services:</b>			
<b>Support of Prisoners</b>			
Salaries	121,118	118,420	2,698
Fringe Benefits	51,046	49,605	1,441
Professional Services	41,000	39,316	1,684
Contractual Services	33,000	31,774	1,226
Materials and Supplies	25,600	21,916	3,684
Capital Outlay	900	899	1
Other	500	0	500
<b>Total Support of Prisoners</b>	<u>273,164</u>	<u>261,930</u>	<u>11,234</u>
<b>Vital Statistics:</b>			
Salaries	79,030	78,245	785
Fringe Benefits	27,903	27,602	301
Professional Services	65	0	65
Communications	950	204	746
Contractual Services	286,514	286,514	0
Materials and Supplies	3,035	1,544	1,491
Utilities	3,465	1,977	1,488
Other	3,130	2,842	288
<b>Total Human Services Administration</b>	<u>404,092</u>	<u>398,928</u>	<u>5,164</u>
<b>Human Services Administration</b>			
Salaries	240,804	237,863	2,941
Fringe Benefits	82,349	81,590	759
Professional Services	0	0	0
Communications	275	201	74
Materials and Supplies	610	310	300
Other	600	450	150
<b>Total Human Services Administration</b>	<u>324,638</u>	<u>320,414</u>	<u>4,224</u>
<b>Total Public Health Services</b>	<u>1,001,894</u>	<u>981,272</u>	<u>20,622</u>
<b>Community Environment:</b>			
<b>Housing and Building</b>			
Salaries	832,129	808,478	23,651
Fringe Benefits	363,609	357,985	5,624
Travel and Transportation	700	0	700
Professional Services	119,500	114,305	5,195
Communications	11,800	10,467	1,333
Contractual Services	6,825	3,750	3,075
Materials and Supplies	7,625	2,330	5,295
Other	17,600	13,800	3,800
<b>Total Housing and Building</b>	<u>1,359,788</u>	<u>1,311,115</u>	<u>48,673</u>

*(continued)*

**City of Lakewood, Ohio**  
*Schedule of Revenues, Expenditures and Changes in Fund Balance -  
 Budget (Non-GAAP Basis) and Actual  
 General Fund  
 For the Year Ended December 31, 2020  
 (Continued)*

	Final Budget	Actual	Variance with Final Budget Positive (Negative)
Forestry			
Salaries	\$222,059	\$208,034	\$14,025
Fringe Benefits	103,031	97,871	5,160
Professional Services	1,750	1,295	455
Contractual Services	69,000	68,222	778
Materials and Supplies	16,050	10,696	5,354
Capital Outlay	258,000	256,199	1,801
Other	1,000	0	1,000
Total Forestry	<u>670,890</u>	<u>642,317</u>	<u>28,573</u>
Child Care			
Salaries	36,566	32,231	4,335
Fringe Benefits	21,338	20,224	1,114
Communications	260	91	169
Materials and Supplies	51	51	0
Other	650	201	449
Total Child Care	<u>58,865</u>	<u>52,798</u>	<u>6,067</u>
Youth			
Salaries	122,193	107,187	15,006
Fringe Benefits	116,164	110,159	6,005
Communications	2,725	2,351	374
Contractual Services	300	0	300
Materials and Supplies	1,475	1,089	386
Utilities	4,350	3,921	429
Other	2,325	1,309	1,016
Total Youth	<u>249,532</u>	<u>226,016</u>	<u>23,516</u>
Planning and Development			
Salaries	238,019	232,626	5,393
Fringe Benefits	101,930	97,361	4,569
Professional Services	29,143	28,872	271
Communications	4,900	4,602	298
Contractual Services	6,857	6,836	21
Materials and Supplies	2,100	971	1,129
Other	1,401,845	1,400,493	1,352
Total Planning and Development	<u>1,784,794</u>	<u>1,771,761</u>	<u>13,033</u>
<i>Total Community Environment</i>	<u>4,123,869</u>	<u>4,004,007</u>	<u>119,862</u>

*(continued)*

**City of Lakewood, Ohio**  
*Schedule of Revenues, Expenditures and Changes in Fund Balance -  
 Budget (Non-GAAP Basis) and Actual  
 General Fund  
 For the Year Ended December 31, 2020  
 (Continued)*

	Final Budget	Actual	Variance with Final Budget Positive (Negative)
<b>Basic Utility Services:</b>			
Refuse and Recycling			
Salaries	\$1,521,641	\$1,485,109	\$36,532
Fringe Benefits	685,247	670,132	15,115
Communications	1,450	1,296	154
Contractual Services	1,202,800	1,202,772	28
Materials and Supplies	124,325	123,744	581
Utilities	18,525	18,299	226
Other	2,800	2,755	45
<i>Total Basic Utility Services</i>	<u>3,556,788</u>	<u>3,504,107</u>	<u>52,681</u>
<b>Leisure Time Activities:</b>			
Parks			
Salaries	996,348	979,142	17,206
Fringe Benefits	454,590	445,672	8,918
Professional Services	1,000	777	223
Communications	3,050	2,761	289
Contractual Services	103,500	102,212	1,288
Materials and Supplies	193,350	171,685	21,665
Utilities	186,000	185,673	327
Capital Outlay	185,500	179,072	6,428
Other	128,680	124,170	4,510
<i>Total Parks</i>	<u>2,252,018</u>	<u>2,191,164</u>	<u>60,854</u>
Museums			
Contractual Services	4,000	1,997	2,003
Utilities	2,500	2,217	283
<i>Total Museums</i>	<u>6,500</u>	<u>4,214</u>	<u>2,286</u>
Tennis Courts			
Utilities	11,600	11,278	322
<i>Total Tennis Courts</i>	<u>11,600</u>	<u>11,278</u>	<u>322</u>
<i>Total Leisure Time Activities</i>	<u>2,270,118</u>	<u>2,206,656</u>	<u>63,462</u>
<i>Total Expenditures</i>	<u>45,189,217</u>	<u>43,679,284</u>	<u>1,509,933</u>
<i>Excess of Revenues Over (Under) Expenditures</i>	<u>(588,970)</u>	<u>(58,548)</u>	<u>530,422</u>

*(continued)*



**City of Lakewood, Ohio**  
*Schedule of Revenues, Expenditures and Changes in Fund Balance -  
 Budget (Non-GAAP Basis) and Actual  
 General Fund  
 For the Year Ended December 31, 2020  
 (Continued)*

---

	Final Budget	Actual	Variance with Final Budget Positive (Negative)
<b>Other Financing Sources (Uses)</b>			
Sale of Capital Assets	\$130,386	\$284,282	\$153,896
Advance In	390,000	492,000	102,000
Transfers Out	(3,500,430)	(3,500,430)	0
Advance Out	(427,993)	(427,000)	993
<i>Total Other Financing Sources (Uses)</i>	<u>(3,408,037)</u>	<u>(3,151,148)</u>	<u>256,889</u>
<i>Net Change in Fund Balance</i>	(3,997,007)	(3,209,696)	787,311
<i>Fund Balance Beginning of Year</i>	7,929,097	7,929,097	0
<i>Prior Year Encumbrances Appropriated</i>	4,443,165	4,443,165	0
<i>Fund Balance End of Year</i>	<u><u>\$8,375,255</u></u>	<u><u>\$9,162,566</u></u>	<u><u>\$787,311</u></u>

**City of Lakewood, Ohio**  
*Schedule of Revenues, Expenditures and Changes in Fund Balance -  
 Budget (Non-GAAP Basis) and Actual  
 Police and Fire Pension Fund  
 For the Year Ended December 31, 2020*

	Final Budget	Actual	Variance with Final Budget Positive (Negative)
<b>Revenues</b>			
Property Taxes	\$3,059,140	\$3,143,554	\$84,414
Intergovernmental	429,857	396,336	(33,521)
<i>Total Revenues</i>	<u>3,488,997</u>	<u>3,539,890</u>	<u>50,893</u>
<b>Expenditures</b>			
<b>Current:</b>			
Security of Persons and Property:			
Fringe Benefits Police	1,647,598	1,208,350	439,248
Fringe Benefits Fire	1,795,978	1,207,671	588,307
<i>Total Expenditures</i>	<u>3,443,576</u>	<u>2,416,021</u>	<u>1,027,555</u>
<i>Net Change in Fund Balance</i>	45,421	1,123,869	1,078,448
<i>Fund Balance Beginning of Year</i>	<u>1,070,718</u>	<u>1,070,718</u>	<u>0</u>
<i>Fund Balance End of Year</i>	<u><u>\$1,116,139</u></u>	<u><u>\$2,194,587</u></u>	<u><u>\$1,078,448</u></u>

## City of Lakewood, Ohio

*Schedule of Revenues, Expenditures and Changes in Fund Balance -  
Budget (Non-GAAP Basis) and Actual  
Community Development Block Grant Fund  
For the Year Ended December 31, 2020*

	Final Budget	Actual	Variance with Final Budget Positive (Negative)
<b>Revenues</b>			
Intergovernmental	\$3,096,062	\$1,752,122	(\$1,343,940)
<b>Expenditures</b>			
<b>Current:</b>			
Community Environment:			
Salaries	408,812	364,399	44,413
Fringe Benefits	124,171	115,529	8,642
Professional Services	9,295	9,288	7
Communications	635	598	37
Contractual Services	611,274	502,447	108,827
Materials and Supplies	200	183	17
Capital Outlay	670,205	519,831	150,374
Other	66,761	66,553	208
<i>Total Expenditures</i>	<u>1,891,353</u>	<u>1,578,828</u>	<u>312,525</u>
<i>Excess of Revenues Over (Under) Expenditures</i>	1,204,709	173,294	(1,031,415)
<b>Other Financing Sources (Uses)</b>			
Advances In	0	75,000	75,000
Advances Out	(140,000)	(140,000)	0
<i>Total Other Financing Sources (Uses)</i>	<u>(140,000)</u>	<u>(65,000)</u>	<u>75,000</u>
<i>Net Change in Fund Balance</i>	1,064,709	108,294	(956,415)
<i>Fund Balance Beginning of Year</i>	<u>206,021</u>	<u>206,021</u>	<u>0</u>
<i>Fund Balance End of Year</i>	<u><u>\$1,270,730</u></u>	<u><u>\$314,315</u></u>	<u><u>(\$956,415)</u></u>

**City of Lakewood, Ohio**  
*Schedule of Revenues, Expenditures and Changes in Fund Balance -  
 Budget (Non-GAAP Basis) and Actual  
 Lakewood Hospital Fund  
 For the Year Ended December 31, 2020*

	Final Budget	Actual	Variance with Final Budget Positive (Negative)
<b>Expenditures</b>			
<b>Current:</b>			
Community Environment:			
Planning and Development:			
Professional Services	\$500,000	\$185,180	\$314,820
Contractual Services	4,000,000	2,650,803	1,349,197
Property Taxes	60,000	43,453	16,547
<i>Total Expenditures</i>	<u>4,560,000</u>	<u>2,879,436</u>	<u>1,680,564</u>
<i>Net Change in Fund Balance</i>	(4,560,000)	(2,879,436)	1,680,564
<i>Fund Balance Beginning of Year</i>	<u>12,998,016</u>	<u>12,998,016</u>	<u>0</u>
<i>Fund Balance End of Year</i>	<u><u>\$8,438,016</u></u>	<u><u>\$10,118,580</u></u>	<u><u>\$1,680,564</u></u>

**City of Lakewood, Ohio**  
*Schedule of Revenues, Expenditures and Changes in Fund Balance -  
 Budget (Non-GAAP Basis) and Actual  
 Debt Service Fund  
 For the Year Ended December 31, 2020*

	Final Budget	Actual	Variance with Final Budget Positive (Negative)
<b>Revenues</b>			
Property Taxes	\$3,236,213	\$3,325,662	\$89,449
Intergovernmental	435,317	419,297	(16,020)
Special Assessments	582,456	510,659	(71,797)
Interest	88,860	59,611	(29,249)
Miscellaneous	48,151	121,414	73,263
<i>Total Revenues</i>	<u>4,390,997</u>	<u>4,436,643</u>	<u>45,646</u>
<b>Expenditures</b>			
<b>Current:</b>			
Debt Service:			
Principal Retirement	10,685,482	10,685,053	429
Interest and Fiscal Charges	1,608,606	1,606,434	2,172
Bond Issuance Costs	50,000	49,363	637
<i>Total Expenditures</i>	<u>12,344,088</u>	<u>12,340,850</u>	<u>3,238</u>
<i>Excess of Revenues Under Expenditures</i>	<u>(7,953,091)</u>	<u>(7,904,207)</u>	<u>48,884</u>
<b>Other Financing Sources</b>			
Bond Anticipation Notes Issued	9,865,000	6,415,000	(3,450,000)
Premium on Debt Issued	300,000	114,841	(185,159)
Transfers In	2,000,000	2,000,000	0
<i>Total Other Financing Sources</i>	<u>12,165,000</u>	<u>8,529,841</u>	<u>(3,635,159)</u>
<i>Net Change in Fund Balance</i>	4,211,909	625,634	(3,586,275)
<i>Fund Balance Beginning of Year</i>	4,143,762	4,143,762	0
<i>Fund Balance End of Year</i>	<u><u>\$8,355,671</u></u>	<u><u>\$4,769,396</u></u>	<u><u>(\$3,586,275)</u></u>

**City of Lakewood, Ohio**  
*Schedule of Revenues, Expenses and Changes in Fund Equity -  
 Budget (Non-GAAP Basis) and Actual  
 Water Fund  
 For the Year Ended December 31, 2020*

	Final Budget	Actual	Variance with Final Budget Positive (Negative)
<b>Revenues</b>			
Charges for Services	\$12,184,744	\$12,655,224	\$470,480
Intergovernmental	2,150,000	2,132,291	(17,709)
Interest	228,006	144,482	(83,524)
Special Assessments	47,967	28,855	(19,112)
Miscellaneous	10,000	11,814	1,814
<i>Total Revenues</i>	<u>14,620,717</u>	<u>14,972,666</u>	<u>351,949</u>
<b>Expenses</b>			
Salaries	980,504	791,236	189,268
Fringe Benefits	356,284	333,273	23,011
Professional Services	337,550	319,780	17,770
Communications	137,200	82,822	54,378
Contractual Services	56,600	20,263	36,337
Materials and Supplies	320,900	209,012	111,888
Capital Outlay	4,141,000	3,269,465	871,535
Purchased Water	5,946,600	5,834,618	111,982
Utilities	51,075	32,649	18,426
Other	656,048	614,649	41,399
Debt Service:			
Principal Retirement	14,846,795	5,605,526	9,241,269
Interest and Fiscal Charges	532,940	531,275	1,665
Bond Issuance Costs	50,000	0	50,000
<i>Total Expenses</i>	<u>28,413,496</u>	<u>17,644,568</u>	<u>10,768,928</u>
<i>Excess of Revenues Under Expenses before Transfers</i>	(13,792,779)	(2,671,902)	11,120,877
<b>Other Financing Sources</b>			
General Obligation Debt Issued	5,075,000	5,265,000	190,000
Premium on General Obligation Debt Issued	100,000	62,494	(37,506)
<i>Total Other Financing Sources</i>	<u>5,175,000</u>	<u>5,327,494</u>	<u>152,494</u>
<i>Net Change in Fund Equity</i>	(8,617,779)	2,655,592	11,273,371
<i>Fund Equity Beginning of Year</i>	<u>11,021,027</u>	<u>11,021,027</u>	<u>0</u>
<i>Fund Equity End of Year</i>	<u>\$2,403,248</u>	<u>\$13,676,619</u>	<u>\$11,273,371</u>

**City of Lakewood, Ohio**  
*Schedule of Revenues, Expenses and Changes in Fund Equity -  
 Budget (Non-GAAP Basis) and Actual  
 Sewer Fund  
 For the Year Ended December 31, 2020*

	Final Budget	Actual	Variance with Final Budget Positive (Negative)
<b>Revenues</b>			
Property Taxes	\$1,865,258	\$1,916,826	\$51,568
Intergovernmental	10,750,898	11,319,454	568,556
Charges for Services	12,985,159	12,959,947	(25,212)
Special Assessments	42,220	28,986	(13,234)
Miscellaneous	22,686	8,889	(13,797)
<i>Total Revenues</i>	<u>25,666,221</u>	<u>26,234,102</u>	<u>567,881</u>
<b>Expenses</b>			
Salaries	2,451,959	2,174,583	277,376
Fringe Benefits	954,963	920,427	34,536
Travel and Transportation	2,300	425	1,875
Professional Services	447,600	262,414	185,186
Communications	7,050	4,017	3,033
Contractual Services	1,293,000	885,552	407,448
Materials and Supplies	447,075	324,413	122,662
Capital Outlay	14,502,000	13,763,499	738,501
Utilities	247,900	246,826	1,074
Other	900,863	878,706	22,157
Debt Service:			
Principal Retirement	13,822,426	13,702,933	119,493
Interest and Fiscal Charges	1,087,791	1,052,068	35,723
<i>Total Expenses</i>	<u>36,164,927</u>	<u>34,215,863</u>	<u>1,949,064</u>
<i>Excess of Revenues Under Expenses before Transfers</i>	(10,498,706)	(7,981,761)	2,516,945
<b>Other Financing Sources (Uses)</b>			
General Obligation Debt Issued	13,275,000	13,275,000	0
Premium on General Obligation Debt Issued	150,000	157,576	7,576
Transfers Out	(2,750,000)	(2,325,000)	425,000
<i>Total Other Financing Sources (Uses)</i>	<u>10,675,000</u>	<u>11,107,576</u>	<u>432,576</u>
<i>Net Change in Fund Equity</i>	176,294	3,125,815	2,949,521
<i>Fund Equity Beginning of Year</i>	<u>17,890,300</u>	<u>17,890,300</u>	<u>0</u>
<i>Fund Equity End of Year</i>	<u><u>18,066,594</u></u>	<u><u>21,016,115</u></u>	<u><u>\$2,949,521</u></u>

**City of Lakewood, Ohio**  
*Schedule of Revenues, Expenditures and Changes in Fund Balance -  
 Budget (Non-GAAP Basis) and Actual  
 Street and Highway Fund  
 For the Year Ended December 31, 2020*

	Final Budget	Actual	Variance with Final Budget Positive (Negative)
<b>Revenues</b>			
Intergovernmental	\$2,787,668	\$2,606,352	(\$181,316)
Special Assessments	9,812	10,389	577
Miscellaneous	85,481	65,927	(19,554)
<i>Total Revenues</i>	<u>2,882,961</u>	<u>2,682,668</u>	<u>(200,293)</u>
<b>Expenditures</b>			
<b>Current:</b>			
Transportation:			
Public Works:			
Salaries	1,060,331	1,026,569	33,762
Fringe Benefits	420,084	419,188	896
Professional Services	87,800	85,920	1,880
Communications	6,225	5,666	559
Contractual Services	177,500	26,190	151,310
Materials and Supplies	589,575	419,732	169,843
Utilities	51,600	47,452	4,148
Capital Outlay	670,000	535,255	134,745
Other	1,100	555	545
<i>Total Expenditures</i>	<u>3,064,215</u>	<u>2,566,527</u>	<u>497,688</u>
<i>Net Change in Fund Balance</i>	(181,254)	116,141	297,395
<i>Fund Balance Beginning of Year</i>	<u>569,687</u>	<u>569,687</u>	<u>0</u>
<i>Fund Balance End of Year</i>	<u><u>\$388,433</u></u>	<u><u>\$685,828</u></u>	<u><u>\$297,395</u></u>



**City of Lakewood, Ohio**

*Schedule of Revenues, Expenditures and Changes in Fund Balance -  
Budget (Non-GAAP Basis) and Actual  
Litter Control Grant Fund  
For the Year Ended December 31, 2020*

---

	Final Budget	Actual	Variance with Final Budget Positive (Negative)
<b>Revenues</b>	<u>\$0</u>	<u>\$0</u>	<u>\$0</u>
<b>Expenditures</b>	<u>0</u>	<u>0</u>	<u>0</u>
<i>Net Change in Fund Balance</i>	0	0	0
<i>Fund Balance Beginning of Year</i>	<u>8,996</u>	<u>8,996</u>	<u>0</u>
<i>Fund Balance End of Year</i>	<u><u>\$8,996</u></u>	<u><u>\$8,996</u></u>	<u><u>\$0</u></u>

## City of Lakewood, Ohio

*Schedule of Revenues, Expenditures and Changes in Fund Balance -  
Budget (Non-GAAP Basis) and Actual  
Law and Drug Enforcement Trust Fund  
For the Year Ended December 31, 2020*

	Final Budget	Actual	Variance with Final Budget Positive (Negative)
<b>Revenues</b>			
Intergovernmental	\$77,262	\$0	(\$77,262)
Fines and Forfeitures	4,640	4,013	(627)
Miscellaneous	5,621	27,528	21,907
<i>Total Revenues</i>	<u>87,523</u>	<u>31,541</u>	<u>(55,982)</u>
<b>Expenditures</b>			
<b>Current:</b>			
Security of Persons and Property:			
Police:			
Fringe Benefits	12,800	6,130	6,670
Travel and Transportation	7,800	3,650	4,150
Professional Services	27,600	21,762	5,838
Contractual Services	500	0	500
Materials and Supplies	19,000	17,670	1,330
Other	15,000	10,444	4,556
<i>Total Expenditures</i>	<u>82,700</u>	<u>59,656</u>	<u>23,044</u>
<i>Excess of Revenue Over (Under) Expenditures</i>	4,823	(28,115)	(32,938)
<b>Other Financing Sources</b>			
Sale of Capital Assets	21,442	310	(21,132)
<i>Total Other Financing Sources</i>	<u>21,442</u>	<u>310</u>	<u>(21,132)</u>
<i>Net Change in Fund Balance</i>	26,265	(27,805)	(54,070)
<i>Fund Balance Beginning of Year</i>	<u>96,360</u>	<u>96,360</u>	<u>0</u>
<i>Fund Balance End of Year</i>	<u><u>\$122,625</u></u>	<u><u>\$68,555</u></u>	<u><u>(\$54,070)</u></u>

**City of Lakewood, Ohio**

*Schedule of Revenues, Expenditures and Changes in Fund Balance -  
Budget (Non-GAAP Basis) and Actual  
Federal Forfeiture Fund  
For the Year Ended December 31, 2020*

---

	Final Budget	Actual	Variance with Final Budget Positive (Negative)
<b>Revenues</b>			
Intergovernmental	\$2,327	\$12,571	\$10,244
Fines and Forefeitures	1,064	0	(1,064)
Interest	0	1,083	1,083
<i>Total Revenues</i>	<u>3,391</u>	<u>13,654</u>	<u>10,263</u>
 <b>Expenditures</b>			
<b>Current:</b>			
Security of Persons and Property:			
Police:			
Capital Outlay	<u>35,000</u>	<u>8,162</u>	<u>26,838</u>
<i>Net Change in Fund Balance</i>	(31,609)	5,492	37,101
 <i>Fund Balance Beginning of Year</i>	<u>88,816</u>	<u>88,816</u>	<u>0</u>
<i>Fund Balance End of Year</i>	<u><u>\$57,207</u></u>	<u><u>94,308</u></u>	<u><u>\$37,101</u></u>

**City of Lakewood, Ohio**

*Schedule of Revenues, Expenditures and Changes in Fund Balance -  
Budget (Non-GAAP Basis) and Actual  
Indigent Drivers Alcohol Treatment Fund  
For the Year Ended December 31, 2020*

---

	Final Budget	Actual	Variance with Final Budget Positive (Negative)
	<u>          </u>	<u>          </u>	<u>          </u>
<b>Revenues</b>			
Fines and Forfeitures	\$5,430	\$4,826	(\$604)
Intergovernmental	5,340	2,001	(3,339)
<i>Total Revenues</i>	<u>10,770</u>	<u>6,827</u>	<u>(3,943)</u>
<b>Expenditures</b>			
<b>Current:</b>			
General Government:			
Municipal Court:			
Contractual Services	100,000	0	100,000
Professional Services	15,000	4,060	10,940
Materials and Supplies	5,000	1,750	3,250
<i>Total Expenditures</i>	<u>120,000</u>	<u>5,810</u>	<u>114,190</u>
<i>Net Change in Fund Balance</i>	(109,230)	1,017	110,247
<i>Fund Balance Beginning of Year</i>	<u>157,115</u>	<u>157,115</u>	<u>0</u>
<i>Fund Balance End of Year</i>	<u><u>\$47,885</u></u>	<u><u>\$158,132</u></u>	<u><u>\$110,247</u></u>

## City of Lakewood, Ohio

*Schedule of Revenues, Expenditures and Changes in Fund Balance -  
Budget (Non-GAAP Basis) and Actual  
Enforcement and Education Fund  
For the Year Ended December 31, 2020*

---

	Final Budget	Actual	Variance with Final Budget Positive (Negative)
<b>Revenues</b>			
Fines and Forfeitures	\$2,265	\$2,619	\$354
Miscellaneous	400	600	200
<i>Total Revenues</i>	<u>2,665</u>	<u>3,219</u>	<u>554</u>
<b>Expenditures</b>			
<b>Current:</b>			
Security of Persons and Property:			
Police:			
Materials and Supplies	7,000	0	7,000
<i>Total Expenditures</i>	<u>7,000</u>	<u>0</u>	<u>7,000</u>
<i>Net Change in Fund Balance</i>	(4,335)	3,219	7,554
<i>Fund Balance Beginning of Year</i>	<u>29,709</u>	<u>29,709</u>	<u>0</u>
<i>Fund Balance End of Year</i>	<u>\$25,374</u>	<u>\$32,928</u>	<u>\$7,554</u>

**City of Lakewood, Ohio**  
*Schedule of Revenues, Expenditures and Changes in Fund Balance -  
 Budget (Non-GAAP Basis) and Actual  
 Political Subdivision Fund  
 For the Year Ended December 31, 2020*

	Final Budget	Actual	Variance with Final Budget Positive (Negative)
<b>Revenues</b>			
Fines and Forfeitures	\$127	\$477	\$350
<b>Expenditures</b>			
<b>Current:</b>			
General Government:			
Municipal Court:			
Professional Services	18,000	0	18,000
<i>Net Change in Fund Balance</i>	(17,873)	477	18,350
<i>Fund Balance Beginning of Year</i>	19,465	19,465	0
<i>Fund Balance End of Year</i>	\$1,592	\$19,942	\$18,350

**City of Lakewood, Ohio**

*Schedule of Revenues, Expenditures and Changes in Fund Balance -  
Budget (Non-GAAP Basis) and Actual  
Computer Research and Maintenance Fund  
For the Year Ended December 31, 2020*

	Final Budget	Actual	Variance with Final Budget Positive (Negative)
<b>Revenues</b>			
Fines and Forfeitures	\$41,273	\$39,477	(\$1,796)
<b>Expenditures</b>			
<b>Current:</b>			
General Government:			
Municipal Court:			
Professional services	29,100	29,022	78
Contractual Services	12,000	10,250	1,750
Materials and Supplies	1,800	1,793	7
<i>Total Expenditures</i>	<u>42,900</u>	<u>41,065</u>	<u>1,835</u>
<i>Net Change in Fund Balance</i>	(1,627)	(1,588)	39
<i>Fund Balance Beginning of Year</i>	<u>10,629</u>	<u>10,629</u>	<u>0</u>
<i>Fund Balance End of Year</i>	<u><u>\$9,002</u></u>	<u><u>\$9,041</u></u>	<u><u>\$39</u></u>

**City of Lakewood, Ohio**

*Schedule of Revenues, Expenditures and Changes in Fund Balance -  
Budget (Non-GAAP Basis) and Actual  
Court Special Projects Fund  
For the Year Ended December 31, 2020*

	Final Budget	Actual	Variance with Final Budget Positive (Negative)
<b>Revenues</b>			
Fines and Forfeitures	\$55,658	\$44,784	(\$10,874)
<b>Expenditures</b>			
<b>Current:</b>			
General Government:			
Municipal Court:			
Salaries	20,000	17,480	2,520
Fringe Benefits	2,863	2,699	164
Professional Services	7,000	6,754	246
Contractual Services	94,000	92,115	1,885
Materials and Supplies	28,200	27,736	464
Other	2,800	2,750	50
<i>Total Expenditures</i>	<u>154,863</u>	<u>149,534</u>	<u>5,329</u>
<i>Net Change in Fund Balance</i>	(99,205)	(104,750)	(5,545)
<i>Fund Balance Beginning of Year</i>	<u>461,236</u>	<u>461,236</u>	<u>0</u>
<i>Fund Balance End of Year</i>	<u><u>\$362,031</u></u>	<u><u>\$356,486</u></u>	<u><u>(\$5,545)</u></u>



**City of Lakewood, Ohio**  
*Schedule of Revenues, Expenditures and Changes in Fund Balance -  
 Budget (Non-GAAP Basis) and Actual  
 Court Probation Services Fund  
 For the Year Ended December 31, 2020*

	Final Budget	Actual	Variance with Final Budget Positive (Negative)
<b>Revenues</b>			
Fines and Forfeitures	\$21,360	\$18,118	(\$3,242)
<b>Expenditures</b>			
<b>Current:</b>			
General Government:			
Municipal Court:			
Professional Services	24,569	2,281	22,288
Materials and Supplies	722	547	175
<i>Total Expenditures</i>	<u>25,291</u>	<u>2,828</u>	<u>22,463</u>
<i>Net Change in Fund Balance</i>	(3,931)	15,290	19,221
<i>Fund Balance Beginning of Year</i>	<u>120,536</u>	<u>120,536</u>	<u>0</u>
<i>Fund Balance End of Year</i>	<u><u>\$116,605</u></u>	<u><u>\$135,826</u></u>	<u><u>\$19,221</u></u>

**City of Lakewood, Ohio**  
*Schedule of Revenues, Expenditures and Changes in Fund Balance -  
 Budget (Non-GAAP Basis) and Actual  
 Indigent Drivers Interlock and Alcohol Monitoring Fund (IDIAM)  
 For the Year Ended December 31, 2020*

	Final Budget	Actual	Variance with Final Budget Positive (Negative)
<b>Revenues</b>			
Fines and Forfeitures	\$10,756	\$12,392	\$1,636
<b>Expenditures</b>			
<b>Current:</b>			
General Government:			
Municipal Court:			
Professional Services	15,000	0	15,000
<i>Net Change in Fund Balance</i>	(4,244)	12,392	16,636
<i>Fund Balance Beginning of Year</i>	140,829	140,829	0
<i>Fund Balance End of Year</i>	<u>\$136,585</u>	<u>\$153,221</u>	<u>\$16,636</u>

**City of Lakewood, Ohio**  
*Schedule of Revenues, Expenditures and Changes in Fund Balance -  
 Budget (Non-GAAP Basis) and Actual  
 Emergency Shelter Grant Fund  
 For the Year Ended December 31, 2020*

	Final Budget	Actual	Variance with Final Budget Positive (Negative)
<b>Revenues</b>			
Intergovernmental	\$164,000	\$171,674	\$7,674
<b>Expenditures</b>			
<b>Current:</b>			
Community Environment:			
Planning and Development:			
Salaries	5,000	4,600	400
Fringe Benefits	1,061	708	353
Contractual Services	170,000	166,366	3,634
<i>Total Expenditures</i>	<u>176,061</u>	<u>171,674</u>	<u>4,387</u>
<i>Excess of Revenues Over (Under) Expenditures</i>	(12,061)	0	12,061
<b>Other Financing Sources (Uses)</b>			
Advances In	150,000	45,000	(105,000)
Advances Out	(65,000)	(65,000)	0
<i>Total Other Financing Sources (Uses)</i>	<u>85,000</u>	<u>(20,000)</u>	<u>(105,000)</u>
<i>Net Change in Fund Balance</i>	72,939	(20,000)	(92,939)
<i>Fund Balance Beginning of Year</i>	<u>63,444</u>	<u>63,444</u>	<u>0</u>
<i>Fund Balance End of Year</i>	<u><u>\$136,383</u></u>	<u><u>\$43,444</u></u>	<u><u>(\$92,939)</u></u>

**City of Lakewood, Ohio**  
*Schedule of Revenues, Expenditures and Changes in Fund Balance -  
 Budget (Non-GAAP Basis) and Actual  
 HOME Investment Program Fund  
 For the Year Ended December 31, 2020*

	Final Budget	Actual	Variance with Final Budget Positive (Negative)
<b>Revenues</b>			
Intergovernmental	\$461,251	\$442,738	(\$18,513)
<b>Expenditures</b>			
<b>Current:</b>			
Community Environment:			
Planning and Development:			
Professional Services	6,000	5,838	162
Contractual Services	669,000	239,582	429,418
<i>Total Expenditures</i>	<u>675,000</u>	<u>245,420</u>	<u>429,580</u>
<i>Net Change in Fund Balance</i>	(213,749)	197,318	411,067
<i>Fund Balance Beginning of Year</i>	<u>563,924</u>	<u>563,924</u>	<u>0</u>
<i>Fund Balance End of Year</i>	<u><u>\$350,175</u></u>	<u><u>\$761,242</u></u>	<u><u>\$411,067</u></u>

**City of Lakewood, Ohio**  
*Schedule of Revenues, Expenditures and Changes in Fund Balance -  
 Budget (Non-GAAP Basis) and Actual  
 Neighborhood Stabilization Fund  
 For the Year Ended December 31, 2020*

---

	Final Budget	Actual	Variance with Final Budget Positive (Negative)
	<u>          </u>	<u>          </u>	<u>          </u>
<b>Revenues</b>	<u>\$0</u>	<u>\$0</u>	<u>\$0</u>
<b>Expenditures</b>	<u>0</u>	<u>0</u>	<u>0</u>
<i>Net Change in Fund Balance</i>	0	0	0
<i>Fund Balance Beginning of Year</i>	<u>307,439</u>	<u>307,439</u>	<u>0</u>
<i>Fund Balance End of Year</i>	<u><u>\$307,439</u></u>	<u><u>\$307,439</u></u>	<u><u>\$0</u></u>

**City of Lakewood, Ohio**  
*Schedule of Revenues, Expenditures and Changes in Fund Balance -  
 Budget (Non-GAAP Basis) and Actual  
 Office on Aging Fund  
 For the Year Ended December 31, 2020*

	Final Budget	Actual	Variance with Final Budget Positive (Negative)
<b>Revenues</b>			
Charges for Services	\$154,602	\$67,986	(\$86,616)
Intergovernmental	56,280	48,978	(7,302)
Contributions and Donations	65,455	41,483	(23,972)
<i>Total Revenues</i>	<u>276,337</u>	<u>158,447</u>	<u>(117,890)</u>
<b>Expenditures</b>			
<b>Current:</b>			
Public Health Services:			
Office on Aging:			
Salaries	568,899	500,809	68,090
Fringe Benefits	228,964	216,983	11,981
Professional Services	975	922	53
Communications	6,700	5,267	1,433
Contractual Services	97,500	79,765	17,735
Materials and Supplies	36,125	7,233	28,892
Utilities	29,800	27,211	2,589
Other	9,345	7,112	2,233
<i>Total Expenditures</i>	<u>978,308</u>	<u>845,302</u>	<u>133,006</u>
<i>Excess of Revenues Under Expenditures</i>	(701,971)	(686,855)	15,116
<b>Other Financing Sources</b>			
Transfers In	890,000	890,000	0
<i>Net Change in Fund Balance</i>	188,029	203,145	15,116
<i>Fund Balance Beginning of Year</i>	93,036	93,036	0
<i>Fund Balance End of Year</i>	<u>\$281,065</u>	<u>\$296,181</u>	<u>\$15,116</u>

**City of Lakewood, Ohio**  
*Schedule of Revenues, Expenditures and Changes in Fund Balance -  
 Budget (Non-GAAP Basis) and Actual  
 Help-to-Others Fund  
 For the Year Ended December 31, 2020*

	Final Budget	Actual	Variance with Final Budget Positive (Negative)
<b>Revenues</b>			
Charges for Services	\$15,925	\$3,060	(\$12,865)
Contributions and Donations	23,682	12,425	(11,257)
<i>Total Revenues</i>	<u>39,607</u>	<u>15,485</u>	<u>(24,122)</u>
<b>Expenditures</b>			
<b>Current:</b>			
Community Environment:			
Youth:			
Salaries	14,000	13,003	997
Fringe Benefits	2,944	2,009	935
Communications	110	105	5
Materials and Supplies	2,415	368	2,047
<i>Total Expenditures</i>	<u>19,469</u>	<u>15,485</u>	<u>3,984</u>
<i>Net Change in Fund Balance</i>	20,138	0	(20,138)
<i>Fund Balance Beginning of Year</i>	<u>11,569</u>	<u>11,569</u>	<u>0</u>
<i>Fund Balance End of Year</i>	<u>\$31,707</u>	<u>11,569</u>	<u>(\$20,138)</u>

**City of Lakewood, Ohio**  
*Schedule of Revenues, Expenditures and Changes in Fund Balance -  
 Budget (Non-GAAP Basis) and Actual  
 Juvenile Diversion Fund  
 For the Year Ended December 31, 2020*

	Final Budget	Actual	Variance with Final Budget Positive (Negative)
<b>Revenues</b>			
Intergovernmental	\$14,400	\$15,713	\$1,313
Miscellaneous	3,000	980	(2,020)
<i>Total Revenues</i>	<u>17,400</u>	<u>16,693</u>	<u>(707)</u>
<b>Expenditures</b>			
<b>Current:</b>			
Community Environment:			
Youth Services:			
Salaries	19,000	17,607	1,393
Fringe Benefits	2,936	2,803	133
<i>Total Expenditures</i>	<u>21,936</u>	<u>20,410</u>	<u>1,526</u>
<i>Net Change in Fund Balance</i>	(4,536)	(3,717)	819
<i>Fund Balance Beginning of Year</i>	<u>10,581</u>	<u>10,581</u>	<u>0</u>
<i>Fund Balance End of Year</i>	<u><u>\$6,045</u></u>	<u><u>\$6,864</u></u>	<u><u>\$819</u></u>



**City of Lakewood, Ohio**  
*Schedule of Revenues, Expenditures and Changes in Fund Balance -  
 Budget (Non-GAAP Basis) and Actual  
 Family to Family Fund  
 For the Year Ended December 31, 2020*

	Final Budget	Actual	Variance with Final Budget Positive (Negative)
<b>Revenues</b>			
Intergovernmental	\$317,268	\$335,656	\$18,388
<i>Total Revenues</i>	<u>317,268</u>	<u>335,656</u>	<u>18,388</u>
<b>Expenditures</b>			
<b>Current:</b>			
Community Environment:			
Child Care:			
Salaries	319,275	315,725	3,550
Fringe Benefits	51,461	49,826	1,635
Travel and Transportation	75	10	65
Professional Services	22,650	20,760	1,890
Communications	5,270	4,874	396
Materials and Supplies	15,546	11,285	4,261
Utilities	1,500	625	875
Other	17,100	14,567	2,533
<i>Total Expenditures</i>	<u>432,877</u>	<u>417,672</u>	<u>15,205</u>
<i>Excess of Revenues Over (Under) Expenditures</i>	(115,609)	(82,016)	33,593
<b>Other Financing Sources (Uses)</b>			
Advance In	350,000	250,000	(100,000)
Advance out	(187,000)	(187,000)	0
<i>Total Other Financing Sources (Uses)</i>	<u>163,000</u>	<u>63,000</u>	<u>(100,000)</u>
<i>Net Change in Fund Balance</i>	47,391	(19,016)	(66,407)
<i>Fund Balance Beginning of Year</i>	<u>124,756</u>	<u>124,756</u>	<u>0</u>
<i>Fund Balance End of Year</i>	<u>\$172,147</u>	<u>\$105,740</u>	<u>(\$66,407)</u>

**City of Lakewood, Ohio**  
*Schedule of Revenues, Expenditures and Changes in Fund Balance -  
 Budget (Non-GAAP Basis) and Actual  
 FEMA Fund  
 For the Year Ended December 31, 2020*

---

	Final Budget	Actual	Variance with Final Budget Positive (Negative)
<b>Revenues</b>	\$0	\$0	\$0
<b>Expenditures</b>	0	0	0
<i>Net Change in Fund Balance</i>	0	0	0
<i>Fund Balance Beginning of Year</i>	2,781	2,781	0
<i>Fund Balance End of Year</i>	\$2,781	\$2,781	\$0

**City of Lakewood, Ohio**  
*Schedule of Revenues, Expenditures and Changes in Fund Balance -  
 Budget (Non-GAAP Basis) and Actual  
 Coronavirus Relief Fund  
 For the Year Ended December 31, 2020*

	Final Budget	Actual	Variance with Final Budget Positive (Negative)
<b>Revenues</b>			
Intergovernmental	\$6,648,561	\$6,632,074	(\$16,487)
<i>Total Revenues</i>	<u>6,648,561</u>	<u>6,632,074</u>	<u>(16,487)</u>
<b>Expenditures</b>			
<b>Current:</b>			
General Government	27,000	27,000	0
Security of Persons and Property	5,443,769	5,443,768	1
Community Environment	1,177,773	1,160,031	17,742
<i>Total Expenditures</i>	<u>6,648,542</u>	<u>6,630,799</u>	<u>17,743</u>
<i>Excess of Revenues Over Expenditures</i>	<u>19</u>	<u>1,275</u>	<u>1,256</u>
<b>Other Financing Sources</b>			
Advance In	17,000	17,000	0
<i>Total Other Financing Sources</i>	<u>17,000</u>	<u>17,000</u>	<u>0</u>
<i>Net Change in Fund Balance</i>	17,019	18,275	1,256
<i>Fund Balance Beginning of Year</i>	<u>0</u>	<u>0</u>	<u>0</u>
<i>Fund Balance End of Year</i>	<u><u>\$17,019</u></u>	<u><u>\$18,275</u></u>	<u><u>\$1,256</u></u>

**City of Lakewood, Ohio**  
*Schedule of Revenues, Expenditures and Changes in Fund Balance -  
 Budget (Non-GAAP Basis) and Actual  
 Community Festival Fund  
 For the Year Ended December 31, 2020*

---

	Final Budget	Actual	Variance with Final Budget Positive (Negative)
<b>Revenues</b>			
Miscellaneous	\$4,000	\$0	(\$4,000)
<b>Expenditures</b>	0	0	0
<i>Net Change in Fund Balance</i>	4,000	0	(4,000)
<i>Fund Balance Beginning of Year</i>	1,314	1,314	0
<i>Fund Balance End of Year</i>	\$5,314	\$1,314	(\$4,000)

**City of Lakewood, Ohio**  
*Schedule of Revenues, Expenditures and Changes in Fund Balance -  
 Budget (Non-GAAP Basis) and Actual  
 TIF Bond Retirement Fund  
 For the Year Ended December 31, 2020*

	Final Budget	Actual	Variance with Final Budget Positive (Negative)
<b>Revenues</b>			
Payments in Lieu of Taxes	\$1,197,327	\$1,110,677	(\$86,650)
Intergovernmental	86,860	84,887	(1,973)
<i>Total Revenues</i>	<u>1,284,187</u>	<u>1,195,564</u>	<u>(88,623)</u>
<b>Expenditures</b>			
<b>Current:</b>			
General Government:			
Other	600,000	547,382	52,618
Debt Service:			
Principal Retirement	349,510	349,509	1
Interest and Fiscal Charges	55,999	55,998	1
<i>Total Expenditures</i>	<u>1,005,509</u>	<u>952,889</u>	<u>52,620</u>
<i>Net Change in Fund Balance</i>	278,678	242,675	(36,003)
<i>Fund Balance Beginning of Year</i>	<u>596,335</u>	<u>596,335</u>	<u>0</u>
<i>Fund Balance End of Year</i>	<u><u>\$875,013</u></u>	<u><u>\$839,010</u></u>	<u><u>(\$36,003)</u></u>

**City of Lakewood, Ohio**  
*Schedule of Revenues, Expenditures and Changes in Fund Balance -  
 Budget (Non-GAAP Basis) and Actual  
 Permanent Capital Improvement Fund  
 For the Year Ended December 31, 2020*

	Final Budget	Actual	Variance with Final Budget Positive (Negative)
<b>Revenues</b>			
Intergovernmental	\$359,827	\$153,381	(\$206,446)
<b>Expenditures</b>			
<b>Current:</b>			
Basic Utility Services			
Capital Outlay	610,000	192,214	417,786
<i>Total Basic Utility Services</i>	<u>610,000</u>	<u>192,214</u>	<u>417,786</u>
Transportation			
Capital Outlay	\$2,153,000	\$1,698,434	\$454,566
<i>Total Streets and Highways</i>	<u>2,153,000</u>	<u>1,698,434</u>	<u>454,566</u>
Security of Persons and Property			
Capital Outlay	250,000	48,290	201,710
<i>Total Security of Persons and Property</i>	<u>250,000</u>	<u>48,290</u>	<u>201,710</u>
Leisure Time Activities			
Capital Outlay	2,215,000	2,122,147	92,853
<i>Total Culture and Recreation</i>	<u>2,215,000</u>	<u>2,122,147</u>	<u>92,853</u>
<i>Total Expenditures</i>	<u>5,228,000</u>	<u>4,061,085</u>	<u>1,166,915</u>
<i>Excess of Revenues Under Expenditures</i>	(4,868,173)	(3,907,704)	960,469
<b>Other Financing Sources</b>			
Bond Anticipation Notes Issued	3,460,000	3,260,000	(200,000)
<i>Net Change in Fund Balance</i>	(1,408,173)	(647,704)	760,469
<i>Fund Balance Beginning of Year</i>	<u>3,882,144</u>	<u>3,882,144</u>	<u>0</u>
<i>Fund Balance End of Year</i>	<u>\$2,473,971</u>	<u>\$3,234,440</u>	<u>\$760,469</u>

**City of Lakewood, Ohio**  
*Schedule of Revenues, Expenditures and Changes in Fund Balance -  
 Budget (Non-GAAP Basis) and Actual  
 Land Acquisition Fund  
 For the Year Ended December 31, 2020*

---

	Final Budget	Actual	Variance with Final Budget Positive (Negative)
<b>Revenues</b>	\$0	\$0	\$0
<b>Expenditures</b>	0	0	0
<b>Other Financing Sources</b>			
Transfer In	325,000	325,000	0
<i>Net Change in Fund Balance</i>	325,000	325,000	0
<i>Fund Balance Beginning of Year</i>	3,466,331	3,466,331	0
<i>Fund Balance End of Year</i>	\$3,791,331	\$3,791,331	\$0

**City of Lakewood, Ohio**  
*Schedule of Revenues, Expenditures and Changes in Fund Balance -  
 Budget (Non-GAAP Basis) and Actual  
 City Park Improvement Fund  
 For the Year Ended December 31, 2020*

---

	<u>Final Budget</u>	<u>Actual</u>	<u>Variance with Final Budget Positive (Negative)</u>
<b>Revenues</b>			
Miscellaneous	<u>\$6,756</u>	<u>\$4,332</u>	<u>(\$2,424)</u>
<b>Expenditures</b>			
<b>Current:</b>			
Leisure Time Activities:			
Capital Outlay	<u>10,000</u>	<u>0</u>	<u>10,000</u>
<i>Net Change in Fund Balance</i>	<u>(3,244)</u>	<u>4,332</u>	<u>7,576</u>
<i>Fund Balance Beginning of Year</i>	<u>25,807</u>	<u>25,807</u>	<u>0</u>
<i>Fund Balance End of Year</i>	<u><u>\$22,563</u></u>	<u><u>\$30,139</u></u>	<u><u>\$7,576</u></u>



**City of Lakewood, Ohio**  
*Schedule of Revenues, Expenses and Changes in Fund Equity -  
 Budget (Non-GAAP Basis) and Actual  
 Parking Facilities Fund  
 For the Year Ended December 31, 2020*

	Final Budget	Actual	Variance with Final Budget Positive (Negative)
<b>Revenues</b>			
Charges for Services	\$454,620	\$307,297	(\$147,323)
Miscellaneous	9	809	800
<i>Total Revenues</i>	<u>454,629</u>	<u>308,106</u>	<u>(146,523)</u>
<b>Expenses</b>			
Salaries	144,176	126,907	17,269
Fringe Benefits	55,675	52,953	2,722
Professional Services	9,000	6,609	2,391
Communications	3,280	711	2,569
Contractual Services	5,100	5,081	19
Materials and Supplies	21,650	6,359	15,291
Utilities	26,000	24,272	1,728
Property Taxes	45,000	40,883	4,117
Other	53,284	53,189	95
Debt Service:			
Principal Retirement	30,000	30,000	0
Interest and Fiscal Charges	2,400	1,901	499
<i>Total Expenses</i>	<u>395,565</u>	<u>348,865</u>	<u>46,700</u>
<i>Net Change in Fund Equity</i>	59,064	(40,759)	(99,823)
<i>Fund Equity Beginning of Year</i>	<u>782,379</u>	<u>782,379</u>	<u>0</u>
<i>Fund Equity End of Year</i>	<u><u>\$841,443</u></u>	<u><u>\$741,620</u></u>	<u><u>(\$99,823)</u></u>

**City of Lakewood, Ohio**  
*Schedule of Revenues, Expenses and Changes in Fund Equity -  
 Budget (Non-GAAP Basis) and Actual  
 Winterhurst Ice Rink Fund  
 For the Year Ended December 31, 2020*

	Final Budget	Actual	Variance with Final Budget Positive (Negative)
<b>Revenues</b>			
Charges for Services	\$209,653	\$325,322	\$115,669
Miscellaneous	83,500	30,000	(53,500)
<i>Total Revenues</i>	<u>293,153</u>	<u>355,322</u>	<u>62,169</u>
<b>Expenses</b>			
Contractual Services	81,000	79,603	1,397
Property Taxes	59,000	57,400	1,600
Utilities	237,000	234,650	2,350
<i>Total Expenses</i>	<u>377,000</u>	<u>371,653</u>	<u>5,347</u>
<i>Excess of Revenues Over/(Under) Expenses before Advances and Transfers</i>	(83,847)	(16,331)	67,516
<b>Other Financing Sources(Uses)</b>			
Advance In	40,000	40,000	0
Transfer In	80,000	80,000	0
Advance Out	(100,000)	(100,000)	0
<i>Total Other Financing Sources(Uses)</i>	<u>20,000</u>	<u>20,000</u>	<u>0</u>
<i>Net Change in Fund Equity</i>	(63,847)	3,669	67,516
<i>Fund Equity Beginning of Year</i>	<u>55,179</u>	<u>55,179</u>	<u>0</u>
<i>Fund Equity End of Year</i>	<u><u>(\$8,668)</u></u>	<u><u>\$58,848</u></u>	<u><u>\$67,516</u></u>

**City of Lakewood, Ohio**  
*Schedule of Revenues, Expenses and Changes in Fund Equity -  
 Budget (Non-GAAP Basis) and Actual  
 Hospitalization Fund  
 For the Year Ended December 31, 2020*

	Final Budget	Actual	Variance with Final Budget Positive (Negative)
<b>Revenues</b>			
Charges for Services	\$5,976,000	\$6,091,891	\$115,891
Miscellaneous	965,000	967,703	2,703
<i>Total Revenues</i>	<u>6,941,000</u>	<u>7,059,594</u>	<u>118,594</u>
<b>Expenses</b>			
Professional Services	85,000	75,625	9,375
Claims	7,764,000	7,551,330	212,670
<i>Total Expenses</i>	<u>7,849,000</u>	<u>7,626,955</u>	<u>222,045</u>
Transfers In	<u>0</u>	<u>0</u>	<u>0</u>
<i>Excess of Revenues Under Expenses before Transfers</i>	(908,000)	(567,361)	340,639
<b>Other Financing Sources</b>			
Transfers In	290,097	2,290,101	2,000,004
<i>Net Change in Fund Equity</i>	(617,903)	1,722,740	2,340,643
<i>Fund Equity Beginning of Year</i>	<u>2,694,938</u>	<u>2,694,938</u>	<u>0</u>
<i>Fund Equity End of Year</i>	<u>\$2,077,035</u>	<u>\$4,417,678</u>	<u>\$2,340,643</u>

**City of Lakewood, Ohio**  
*Schedule of Revenues, Expenses and Changes in Fund Equity -  
 Budget (Non-GAAP Basis) and Actual  
 Workers' Compensation Fund  
 For the Year Ended December 31, 2020*

	Final Budget	Actual	Variance with Final Budget Positive (Negative)
<b>Revenues</b>			
Charges for Services	\$331,000	\$315,696	(\$15,304)
<b>Expenses</b>			
Professional Services	104,250	93,647	10,603
Workers' Compensation Premium	65,000	52,924	12,076
Workers' Compensation Claims	338,000	337,346	654
<i>Total Expenses</i>	<u>507,250</u>	<u>483,917</u>	<u>23,333</u>
<i>Excess of Revenues Over (Under) Expenses before Transfers</i>	(176,250)	(168,221)	8,029
<b>Other Financing Sources</b>			
Transfers In	15,324	240,329	225,005
<i>Net Change in Fund Equity</i>	(160,926)	72,108	233,034
<i>Fund Equity Beginning of Year</i>	<u>582,169</u>	<u>582,169</u>	<u>0</u>
<i>Fund Equity End of Year</i>	<u><u>\$421,243</u></u>	<u><u>\$654,277</u></u>	<u><u>\$233,034</u></u>

# **STATISTICAL SECTION**



# City of Lakewood, Ohio

## Statistical Section

---

This part of the City's Comprehensive Annual Financial Report presents detailed information as a context for understanding what the information in the financial statements, note disclosures, and required supplementary information says about the City's overall financial health.

<b><u>Contents</u></b>	<b><u>Page(s)</u></b>
<b>Financial Trends</b> These schedules contain trend information to help the reader understand how the City's financial performance and well-being have changed over time.	S2 – S13
<b>Revenue Capacity</b> These schedules contain information to help the reader assess the City's most significant local revenue sources, property taxes and municipal income taxes.	S14 – S20
<b>Debt Capacity</b> These schedules present information to help the reader assess the affordability of the City's current levels of outstanding debt and the City's ability to issue additional debt in the future.	S21 – S29
<b>Economic and Demographic Information</b> These schedules offer economic and demographic indicators to help the reader understand the environment within which the City's financial activities take place.	S30 – S31
<b>Operating Information</b> These schedules contain service data to help the reader understand how the information in the City's financial report relates to the services the City provides and the activities it performs.	S32 – S39

**Sources:** Unless otherwise noted, the information in these schedules is derived from the basic financial statements for the relevant year.

# City of Lakewood, Ohio

## *Net Position by Component Accrual Basis of Accounting Last Ten Years*

	<u>2020</u>	<u>2019</u>	<u>2018 (3)</u>	<u>2017 (2)</u>
<b>Governmental Activities</b>				
Net Investment in Capital Assets	\$50,212,445	\$48,340,802	\$43,044,549	\$43,075,007
Restricted:				
Capital Projects	2,772,477	1,639,770	7,069,277	5,024,221
Debt Service	4,681,081	3,680,035	2,838,874	4,385,292
Other Purposes	27,591,925	26,546,422	24,643,384	16,711,939
Unrestricted	<u>(40,706,177)</u>	<u>(40,881,404)</u>	<u>(67,478,508)</u>	<u>(66,095,319)</u>
<i>Total Governmental Activities Net Position</i>	<u>44,551,751</u>	<u>39,325,625</u>	<u>10,117,576</u>	<u>3,101,140</u>
<b>Business - Type Activities</b>				
Net Investment in Capital Assets	83,982,793	74,852,063	58,378,500	59,258,570
Restricted for Debt Service	0	0	0	0
Restricted for Replacement and Improvement	0	0	0	0
Unrestricted	<u>26,844,668</u>	<u>19,608,559</u>	<u>25,813,164</u>	<u>19,786,416</u>
<i>Total Business-Type Activities Net Position</i>	<u>110,827,461</u>	<u>94,460,622</u>	<u>84,191,664</u>	<u>79,044,986</u>
<b>Primary Government</b>				
Net Investment in Capital Assets	134,195,238	123,192,865	101,423,049	102,333,577
Restricted	35,045,483	31,866,227	34,551,535	26,121,452
Unrestricted	<u>(13,861,509)</u>	<u>(21,272,845)</u>	<u>(41,665,344)</u>	<u>(46,308,903)</u>
<i>Total Primary Government Net Position</i>	<u>\$155,379,212</u>	<u>\$133,786,247</u>	<u>\$94,309,240</u>	<u>\$82,146,126</u>

(1) Restated due to the implementation of GASB Statement No. 68

(2) Restated due to the implementation of GASB Statement No. 75

(3) Restated due to the implementation of GASB Statement No. 84



**Table 1**

2016	2015 (1)	2014 (1)	2013	2012	2011
\$42,035,922	\$41,107,537	\$39,149,696	\$36,587,631	\$35,009,349	\$32,219,436
5,061,630	6,501,371	5,307,076	981,966	969,500	737,334
3,308,652	2,151,445	2,513,589	1,993,423	975,150	194,209
16,027,847	14,976,729	5,373,867	5,620,042	5,898,631	5,130,754
(20,079,817)	(17,026,229)	(17,214,472)	25,657,862	15,752,227	13,594,321
<u>46,354,234</u>	<u>47,710,853</u>	<u>35,129,756</u>	<u>70,840,924</u>	<u>58,604,857</u>	<u>51,876,054</u>
55,855,430	54,036,529	49,186,022	49,781,404	47,805,599	43,819,639
25,330	931,832	976,525	977,430	976,717	1,090,028
196,078	195,701	195,650	195,585	195,499	195,493
<u>19,261,591</u>	<u>14,815,158</u>	<u>15,589,980</u>	<u>13,290,944</u>	<u>10,729,412</u>	<u>10,716,664</u>
<u>75,338,429</u>	<u>69,979,220</u>	<u>65,948,177</u>	<u>64,245,363</u>	<u>59,707,227</u>	<u>55,821,824</u>
97,891,352	95,144,066	88,335,718	86,369,035	82,814,948	76,039,075
24,619,537	24,757,078	14,366,707	9,768,446	9,015,497	7,347,818
(818,226)	(2,211,071)	(1,624,492)	38,948,806	26,481,639	24,310,985
<u>\$121,692,663</u>	<u>\$117,690,073</u>	<u>\$101,077,933</u>	<u>\$135,086,287</u>	<u>\$118,312,084</u>	<u>\$107,697,878</u>

# City of Lakewood, Ohio

## Changes in Net Position Accrual Basis of Accounting Last Ten Years

	2020	2019	2018	2017
<b>Program Revenues</b>				
Governmental Activities:				
Charges for Services:				
General Government	\$5,830,604	\$5,556,507	\$5,276,026	\$5,691,462
Security of Persons and Property				
Police and Other	6,532	13,568	56,447	90,516
Fire	0	1,821,996	1,764,267	2,390,092
Public Health Services	67,986	71,468	66,635	65,289
Transportation	0	0	0	932
Community Environment	591,704	618,004	460,481	213,266
Basic Utility Services	0	0	0	0
Subtotal - Charges for Services	<u>6,496,826</u>	<u>8,081,543</u>	<u>7,623,856</u>	<u>8,451,557</u>
Operating Grants and Contributions:				
General Government	114,928	31,155	176,735	73,183
Security of Persons and Property				
Police and Other	2,435,671	24,083	60,693	55,347
Fire	3,010,637	589,650	6,925	2,690
Public Health Services	86,404	197,393	154,816	159,083
Transportation	2,745,311	2,601,890	1,978,606	2,007,041
Leisure Time Activities	0	0	0	0
Community Environment	3,752,017	2,925,864	11,435,206	2,896,145
Subtotal - Operating Grants and Contributions	<u>12,144,968</u>	<u>6,370,035</u>	<u>13,812,981</u>	<u>5,193,489</u>
Capital Grants and Contributions:				
Security of Persons and Property - Fire	0	0	0	0
Public Health Services	0	0	0	0
Community Environment	311,043	2,220,419	642,806	592,724
Transportation	10,389	9,812	597,287	598,608
	<u>321,432</u>	<u>2,230,231</u>	<u>1,240,093</u>	<u>1,191,332</u>
<i>Total Governmental Activities Program Revenues</i>	<u>18,963,226</u>	<u>16,681,809</u>	<u>22,676,930</u>	<u>14,836,378</u>
Business-Type Activities:				
Charges for Services:				
Water	12,836,097	10,828,254	10,612,924	10,427,310
Sewer	13,783,662	11,129,172	10,610,832	9,870,965
Parking Facilities	307,297	484,518	487,107	468,581
Winterhurst Ice Rink	317,958	293,202	297,110	302,710
Subtotal - Charges for Services	<u>27,245,014</u>	<u>22,735,146</u>	<u>22,007,973</u>	<u>21,069,566</u>
Operating Grants and Contributions:				
Sewer	0	0	0	0
Subtotal - Operating Grants and Contributions	<u>0</u>	<u>0</u>	<u>0</u>	<u>0</u>
Capital Grants and Contributions:				
Water	0	3,200,000	40,109	1,279,891
Sewer	8,276,808	8,749,502	387,224	0
Subtotal - Capital Grants and Contributions	<u>8,276,808</u>	<u>11,949,502</u>	<u>427,333</u>	<u>1,279,891</u>
<i>Total Business-Type Activities Program Revenues</i>	<u>35,521,822</u>	<u>34,684,648</u>	<u>22,435,306</u>	<u>22,349,457</u>
<i>Total Primary Government Program Revenues</i>	<u>\$54,485,048</u>	<u>\$51,366,457</u>	<u>\$45,112,236</u>	<u>\$37,185,835</u>

**Table 2**

2016	2015	2014	2013	2012	2011
\$5,728,112	\$2,417,220	\$2,565,467	\$4,696,630	\$3,933,477	\$3,024,201
538,241	1,705,381	1,681,145	41,793	233,865	257,705
2,342,043	2,434,467	2,312,807	2,375,131	2,346,537	2,263,974
72,057	72,200	73,542	86,254	103,489	293,641
0	48,242	85,435	48,369	219,863	4,360
15,558	1,194,867	1,355,395	344,561	972,416	1,642,224
3,500	39,816	43,038	0	0	0
<u>8,699,511</u>	<u>7,912,193</u>	<u>8,116,829</u>	<u>7,592,738</u>	<u>7,809,647</u>	<u>7,486,105</u>
0	15,400	17,080	3,312	0	765,886
27,668	28,531	74,584	6,946	30,417	432,224
77,243	13,905	37,612	427,779	0	900
123,854	6,902,085	97,273	111,763	46,779	217,458
2,072,014	2,001,462	1,903,634	1,890,684	1,874,122	1,833,219
0	2,669	17,088	0	99,639	0
2,554,869	2,878,700	3,312,684	3,660,106	2,824,142	3,081,636
<u>4,855,648</u>	<u>11,842,752</u>	<u>5,459,955</u>	<u>6,100,590</u>	<u>4,875,099</u>	<u>6,331,323</u>
0	0	0	0	91,166	0
617,438	3,296,758	64,473	79,548	0	0
412,057	226,337	0	23,311	48,690	0
89,082	858,161	1,029,913	106,505	75,390	0
<u>1,118,577</u>	<u>4,381,256</u>	<u>1,094,386</u>	<u>209,364</u>	<u>215,246</u>	<u>0</u>
<u>14,673,736</u>	<u>24,136,201</u>	<u>14,671,170</u>	<u>13,902,692</u>	<u>12,899,992</u>	<u>13,817,428</u>
10,449,847	10,786,061	11,023,493	11,273,817	11,209,329	10,683,491
9,277,971	8,365,370	8,275,152	7,924,286	7,422,740	6,573,925
487,715	455,700	464,973	425,848	462,300	456,607
323,465	351,858	440,413	181,272	372,284	343,061
<u>20,538,998</u>	<u>19,958,989</u>	<u>20,204,031</u>	<u>19,805,223</u>	<u>19,466,653</u>	<u>18,057,084</u>
0	0	0	0	0	246,194
<u>0</u>	<u>0</u>	<u>0</u>	<u>0</u>	<u>0</u>	<u>246,194</u>
0	1,171,927	36,000	84,724	566,385	80,560
0	0	84,628	43,996	0	25,536
<u>0</u>	<u>1,171,927</u>	<u>120,628</u>	<u>128,720</u>	<u>566,385</u>	<u>106,096</u>
<u>20,538,998</u>	<u>21,130,916</u>	<u>20,324,659</u>	<u>19,933,943</u>	<u>20,033,038</u>	<u>18,409,374</u>
<u>\$35,212,734</u>	<u>\$45,267,117</u>	<u>\$34,995,829</u>	<u>\$33,836,635</u>	<u>\$32,933,030</u>	<u>\$32,226,802</u>

# City of Lakewood, Ohio

*Changes in Net Position (continued)*  
*Accrual Basis of Accounting*  
***Last Ten Years***

	2020	2019	2018	2017
<b>Expenses</b>				
Governmental Activities:				
General Government	\$12,068,236	\$12,468,984	\$9,881,664	\$10,314,519
Security of Persons and Property				
Police and Other	16,225,247	3,228,856	17,242,593	15,229,304
Fire	13,933,684	558,866	13,461,208	13,056,945
Public Health Services	2,063,233	2,342,903	1,939,618	1,964,825
Transportation	3,408,454	4,392,858	3,828,421	3,921,229
Community Environment	7,508,587	6,741,072	6,946,597	6,655,555
Basic Utility Services	4,317,481	4,435,535	4,004,891	3,935,756
Leisure Time Activities	3,039,002	3,435,810	2,895,785	2,944,733
Interest and Fiscal Charges	1,515,311	1,642,407	1,396,077	1,961,698
<i>Total Governmental Activities Expenses</i>	<u>64,079,235</u>	<u>39,247,291</u>	<u>61,596,854</u>	<u>59,984,564</u>
Business-Type Activities				
Water	9,683,430	10,118,101	8,848,326	8,977,286
Sewer	8,624,891	9,567,217	9,761,987	7,133,603
Parking Facilities	393,670	564,963	369,619	427,010
Winterhurst Ice Rink	381,564	406,298	426,844	401,376
<i>Total Business-Type Activities Expenses</i>	<u>19,083,555</u>	<u>20,656,579</u>	<u>19,406,776</u>	<u>16,939,275</u>
<i>Total Primary Government Expenses</i>	<u>83,162,790</u>	<u>59,903,870</u>	<u>81,003,630</u>	<u>76,923,839</u>
<b>Net (Expense)/Revenue</b>				
Governmental Activities	(45,116,009)	(22,565,482)	(38,919,924)	(45,148,186)
Business-Type Activities	<u>16,438,267</u>	<u>14,028,069</u>	<u>3,028,530</u>	<u>5,410,182</u>
<i>Total Primary Government Net Expense</i>	<u>(\$28,677,742)</u>	<u>(\$8,537,413)</u>	<u>(\$35,891,394)</u>	<u>(\$39,738,004)</u>

**Table 2**

2016	2015	2014	2013	2012	2011
\$10,038,205	\$9,341,967	\$9,439,522	\$8,498,246	\$9,204,662	\$7,529,571
15,636,103	13,677,739	13,662,669	12,670,338	11,844,579	11,617,633
12,492,447	10,740,998	10,238,188	10,099,908	9,936,091	9,426,271
1,895,266	1,824,905	1,867,088	1,866,759	1,940,130	2,136,807
4,208,095	3,518,156	3,199,757	2,605,700	2,536,751	1,948,825
5,942,684	5,135,801	5,954,990	4,910,641	4,773,590	5,804,830
3,645,449	3,525,439	3,561,708	3,383,635	3,274,630	3,393,665
2,827,356	2,474,236	2,527,405	2,121,447	1,786,849	3,222,378
1,453,699	1,293,602	1,453,572	1,481,371	1,632,156	1,835,631
<u>58,139,304</u>	<u>51,532,843</u>	<u>51,904,899</u>	<u>47,638,045</u>	<u>46,929,438</u>	<u>46,915,611</u>
9,792,697	10,437,438	9,852,335	9,059,160	10,283,462	9,652,083
6,658,898	6,448,991	6,182,538	6,061,044	5,674,713	5,896,702
412,670	355,917	319,581	300,332	392,765	349,501
474,323	470,683	461,923	429,550	525,941	571,530
<u>17,338,588</u>	<u>17,713,029</u>	<u>16,816,377</u>	<u>15,850,086</u>	<u>16,876,881</u>	<u>16,469,816</u>
<u>75,477,892</u>	<u>69,245,872</u>	<u>68,721,276</u>	<u>63,488,131</u>	<u>63,806,319</u>	<u>63,385,427</u>
(43,465,568)	(27,396,642)	(37,233,729)	(33,735,353)	(34,029,446)	(33,098,183)
<u>3,200,410</u>	<u>3,417,887</u>	<u>3,508,282</u>	<u>4,083,857</u>	<u>3,156,157</u>	<u>1,939,558</u>
<u>(\$40,265,158)</u>	<u>(\$23,978,755)</u>	<u>(\$33,725,447)</u>	<u>(\$29,651,496)</u>	<u>(\$30,873,289)</u>	<u>(\$31,158,625)</u>

# City of Lakewood, Ohio

## Changes in Net Position (continued) Accrual Basis of Accounting Last Ten Years

	2020	2019	2018	2017
<b>General Revenues and Other Changes in Net Position</b>				
Governmental Activities				
Taxes:				
Property Taxes Levied For:				
General Purposes	\$8,254,419	\$8,388,474	\$7,032,787	\$6,951,057
Police and Fire Pension	3,129,954	3,365,105	2,666,767	2,788,459
Debt Service	3,311,275	3,180,794	2,821,228	2,635,788
Payments in Lieu of Taxes	1,103,398	1,203,835	941,486	521,296
Municipal Income Taxes levied for:				
General Purposes	26,325,261	26,449,000	24,888,422	21,338,449
Grants and Entitlements not Restricted to				
Specific Programs	4,508,302	4,493,661	3,662,605	3,551,342
Investment Income	964,125	1,957,645	1,242,399	407,277
Gain from Sale of Capital Assets-Gov	0	0	381,525	0
Miscellaneous	515,427	749,911	465,681	424,698
<i>Total Governmental Activities</i>	<u>48,112,161</u>	<u>49,788,425</u>	<u>44,102,900</u>	<u>38,618,366</u>
Business-Type Activities				
Property Taxes Levied For:				
Sewer	1,908,533	1,939,500	1,626,074	1,607,149
Grants and Entitlements not Restricted to				
Specific Programs	0	0	0	66,504
Investment Income	198,501	406,829	170,019	168,199
Miscellaneous	51,512	79,666	116,922	267,586
<i>Total Business-Type Activities</i>	<u>2,158,546</u>	<u>2,425,995</u>	<u>1,913,015</u>	<u>2,109,438</u>
<i>Total Primary Government General Revenues and Other Changes in Net Position</i>	<u>50,270,707</u>	<u>52,214,420</u>	<u>46,015,915</u>	<u>40,727,804</u>
<b>Transfers</b>				
Governmental Activities	2,229,974	1,985,106	1,833,460	1,713,362
Business-Type Activities	<u>(2,229,974)</u>	<u>(1,985,106)</u>	<u>(1,833,460)</u>	<u>(1,713,362)</u>
<b>Restatements</b>				
Governmental Activities	0	0	0	(38,436,636)
Business-Type Activities	0	0	2,038,593	(2,099,701)
<i>Total Restatements Activities</i>	<u>0</u>	<u>0</u>	<u>2,038,593</u>	<u>(40,536,337)</u>
<b>Change in Net Position</b>				
Governmental Activities	5,226,126	29,208,049	9,055,029	(45,352,795)
Business-Type Activities	<u>16,366,839</u>	<u>14,468,958</u>	<u>5,146,678</u>	<u>3,706,557</u>
<i>Total Primary Government Change in Net Position</i>	<u>\$21,592,965</u>	<u>\$43,677,007</u>	<u>\$14,201,707</u>	<u>(\$41,646,238)</u>

**Table 2**

2016	2015	2014	2013	2012	2011
\$6,796,884	\$6,619,558	\$6,255,782	\$6,560,213	\$6,807,497	\$6,581,357
2,577,331	2,512,111	2,376,261	2,491,699	2,589,594	2,608,762
2,726,623	2,666,760	2,532,060	2,654,186	2,753,385	2,784,378
499,544	448,815	494,754	467,984	401,767	355,641
23,236,281	22,563,434	21,954,834	21,122,681	20,628,523	19,474,728
3,685,616	3,719,128	3,722,984	10,929,532	5,646,551	5,997,696
192,986	100,437	49,548	13,857	6,758	8,792
0	14,776	17,237	0	130,124	25,308
914,982	453,344	387,811	216,560	611,500	713,582
40,630,247	39,098,363	37,791,271	44,456,712	39,575,699	38,550,244
1,571,541	1,530,516	1,447,720	1,519,408	1,581,775	1,556,497
1,686,943	643,502	218,529	219,013	229,477	0
52,435	40,366	18,351	5,055	2,029	2,474
326,582	96,122	260,388	225,511	98,515	162,210
3,637,501	2,310,506	1,944,988	1,968,987	1,911,796	1,721,181
44,267,748	41,408,869	39,736,259	46,425,699	41,487,495	40,271,425
1,478,702	1,697,350	1,470,815	1,514,708	1,182,550	1,041,754
(1,478,702)	(1,697,350)	(1,470,815)	(1,514,708)	(1,182,550)	(1,041,754)
0	(817,974)	(37,739,525)	0	0	(685,367)
0	0	(2,279,641)	0	0	(599,395)
0	(817,974)	(40,019,166)	0	0	(1,284,762)
(1,356,619)	12,581,097	(37,990,809)	12,236,067	6,728,803	5,209,053
5,359,209	4,031,043	1,702,814	4,538,136	3,885,403	2,019,590
\$4,002,590	\$16,612,140	(\$36,287,995)	\$16,774,203	\$10,614,206	\$7,228,643

## City of Lakewood, Ohio

*Fund Balances, Governmental Funds  
Modified Accrual Basis of Accounting  
Last Ten Years*

	2020	2019	2018	2017
<b>General Fund</b>				
Nonspendable	1,532,814	1,608,564	1,387,909	1,615,269
Assigned	5,924,601	4,444,329	6,026,716	6,640,100
Unassigned	12,519,130	10,668,340	7,443,450	6,258,106
Total General Fund	<u>19,976,545</u>	<u>16,721,233</u>	<u>14,858,075</u>	<u>14,513,475</u>
<b>All Other Governmental Funds</b>				
Nonspendable	141,459	167,524	181,493	94,824
Restricted	35,880,353	33,642,783	30,008,835	20,638,400
Committed	4,446,380	4,117,048	5,040,289	5,035,790
Unassigned (Deficit)	<u>(114,218)</u>	<u>(58,576)</u>	<u>(84,431)</u>	<u>(170,365)</u>
Total All Other Governmental Funds	<u>40,353,974</u>	<u>37,868,779</u>	<u>35,146,186</u>	<u>25,598,649</u>
<b>Total Governmental Funds</b>	<u><u>\$60,330,519</u></u>	<u><u>\$54,590,012</u></u>	<u><u>\$50,004,261</u></u>	<u><u>\$40,112,124</u></u>



**Table 3**

<u>2016</u>	<u>2015</u>	<u>2014</u>	<u>2013</u>	<u>2012</u>	<u>2011</u>
1,528,257	1,465,171	1,203,968	1,177,098	646,379	631,634
5,221,363	3,861,300	5,768,149	3,128,964	1,943,879	1,103,061
7,480,460	9,506,549	8,165,507	13,722,092	7,101,028	7,168,275
<u>14,230,080</u>	<u>14,833,020</u>	<u>15,137,624</u>	<u>18,028,154</u>	<u>9,691,286</u>	<u>8,902,970</u>
185,420	119,403	58,799	114,906	200,891	170,573
19,141,481	6,992,095	8,439,921	7,521,893	6,115,764	5,865,238
5,073,199	15,572,469	6,070,832	968,587	786,167	853,414
<u>(64,133)</u>	<u>(35,159)</u>	<u>(31,552)</u>	<u>(19,268)</u>	<u>(81,533)</u>	<u>(31,316)</u>
<u>24,335,967</u>	<u>22,648,808</u>	<u>14,538,000</u>	<u>8,586,118</u>	<u>7,021,289</u>	<u>6,857,909</u>
<u>\$38,566,047</u>	<u>\$37,481,828</u>	<u>\$29,675,624</u>	<u>\$26,614,272</u>	<u>\$16,712,575</u>	<u>\$15,760,879</u>

# City of Lakewood, Ohio

## Changes in Fund Balances, Governmental Funds Modified Accrual Basis of Accounting Last Ten Years

	2020	2019	2018	2017
<b>Revenues</b>				
Property Taxes	\$14,759,501	\$14,877,198	\$12,543,607	\$12,271,930
Payments in Lieu of Taxes	1,110,677	1,197,326	920,786	580,535
Municipal Income Taxes	25,839,952	25,677,023	24,470,492	23,530,264
Charges for Services	3,686,855	4,410,919	3,853,981	4,360,503
Fees, Licenses, and Permits	1,733,072	2,124,593	2,107,089	2,559,886
Fines and Forfeitures	1,119,874	1,521,922	1,713,606	1,602,093
Intergovernmental	16,596,675	11,678,726	9,343,582	8,698,712
Special Assessments	521,048	678,202	666,055	613,120
Interest	964,125	1,957,645	1,242,399	407,315
Contributions and Miscellaneous	554,637	881,454	8,455,233	527,221
<i>Total Revenues</i>	<u>66,886,416</u>	<u>65,005,008</u>	<u>65,316,830</u>	<u>55,151,579</u>
<b>Expenditures</b>				
Current:				
General Government	10,720,023	11,561,540	10,227,462	10,993,061
Security of Persons and Property				
Police and Other	14,512,431	14,633,989	14,298,247	14,031,309
Fire	11,926,080	11,884,896	11,179,855	10,810,454
Public Health Services	1,796,114	1,938,746	1,769,528	1,727,408
Transportation	2,669,173	2,365,134	2,150,682	2,045,750
Community Environment	7,155,530	5,862,054	6,482,930	6,130,893
Basic Utilities Services	3,586,864	3,478,356	3,463,882	3,239,444
Leisure Time Activities	2,243,613	2,491,861	2,293,867	2,246,306
Capital Outlay	5,725,760	7,292,630	4,551,101	3,915,901
Debt Service:				
Principal Retirement	11,021,887	16,947,073	12,991,670	8,229,099
Interest and Fiscal Charges	1,660,081	1,760,601	1,416,996	1,260,832
Debt Issuance Costs	49,363	143,617	50,475	91,568
<i>Total Expenditures</i>	<u>73,066,919</u>	<u>80,360,497</u>	<u>70,876,695</u>	<u>64,722,025</u>
<i>Excess of Revenues Over (Under) Expenditures</i>	<u>(6,180,503)</u>	<u>(15,355,489)</u>	<u>(5,559,865)</u>	<u>(9,570,446)</u>
<b>Other Financing Sources (Uses)</b>				
General Obligation Bonds Issued	0	0	0	0
Refunding Bonds Issued	0	8,861,498	0	5,745,000
Bond Anticipation Notes Issued	9,675,000	6,415,000	11,987,000	8,577,000
Refunding Bond Anticipation Notes Issued	0	0	0	0
Premium on Debt Issuance	114,841	972,251	81,432	67,870
Sale of Capital Assets	284,592	175,559	589,918	191,967
Inception of Capital Lease	2,147,033	2,422,000	1,258,120	1,657,000
Payment to Refunded Bond Escrow Agent	0	0	0	(5,843,741)
Transfers In	4,922,823	4,884,730	4,698,253	4,745,608
Transfers Out	(5,223,279)	(3,789,798)	(3,162,721)	(4,024,181)
<i>Total Other Financing Sources (Uses)</i>	<u>11,921,010</u>	<u>19,941,240</u>	<u>15,452,002</u>	<u>11,116,523</u>
<i>Net Change in Fund Balances</i>	<u>\$5,740,507</u>	<u>\$4,585,751</u>	<u>\$9,892,137</u>	<u>\$1,546,077</u>
Debt Service as a Percentage of Noncapital Expenditures	19.4%	25.9%	22.1%	16.0%

**Table 4**

2016	2015	2014	2013	2012	2011
\$12,203,722	\$11,708,269	\$11,379,654	\$11,650,884	\$12,041,251	\$12,041,503
482,858	456,077	489,379	483,679	379,614	328,790
22,890,653	22,391,110	21,158,365	20,119,636	19,542,235	18,766,179
4,187,477	3,992,662	3,937,040	3,831,150	3,396,958	4,036,644
2,732,469	2,024,622	2,203,740	1,962,750	2,351,660	1,630,554
1,645,823	1,917,593	1,913,424	1,695,082	1,811,478	1,814,547
8,568,620	9,496,036	11,422,657	15,904,055	10,383,636	11,984,530
395,611	258,041	73,672	31,511	75,390	4,360
192,986	100,437	49,548	13,857	6,758	8,792
1,558,842	9,899,156	575,734	901,706	936,797	824,613
<u>54,859,061</u>	<u>62,244,003</u>	<u>53,203,213</u>	<u>56,594,310</u>	<u>50,925,777</u>	<u>51,440,512</u>
9,067,631	8,781,381	8,838,958	8,029,518	9,147,337	7,691,955
13,342,497	12,593,009	12,339,318	11,955,911	12,000,737	12,223,002
10,892,695	9,663,938	9,480,970	9,355,592	9,299,325	9,197,428
1,703,110	1,699,832	1,742,634	1,755,943	1,914,502	2,268,579
2,120,232	2,091,066	1,915,695	1,880,557	1,768,040	2,151,849
5,770,256	5,078,451	5,797,278	4,829,707	4,559,327	6,084,834
3,046,025	3,020,504	3,068,909	2,966,538	3,012,214	3,331,914
2,238,870	1,952,458	2,141,599	1,768,169	1,510,669	1,732,556
6,313,597	8,018,007	5,501,475	2,446,578	3,870,084	3,022,809
17,052,154	14,166,854	9,855,339	7,457,812	11,002,721	11,686,748
1,456,894	1,348,516	1,414,906	1,487,391	1,536,273	1,734,982
139,703	21,556	40,184	18,201	81,512	114,820
<u>73,143,664</u>	<u>68,435,572</u>	<u>62,137,265</u>	<u>53,951,917</u>	<u>59,702,741</u>	<u>61,241,476</u>
<u>(18,284,603)</u>	<u>(6,191,569)</u>	<u>(8,934,052)</u>	<u>2,642,393</u>	<u>(8,776,964)</u>	<u>(9,800,964)</u>
16,969,120	0	0	0	0	10,845,268
0	0	0	0	3,097,661	0
4,099,000	13,535,000	10,187,000	6,202,000	5,896,000	1,948,000
0	0	0	0	3,427,889	0
1,456,752	109,332	78,314	41,474	137,491	62,105
189,405	14,776	17,237	11,656	130,124	25,308
1,217,224	1,890,000	1,881,855	1,044,967	974,285	1,487,326
(4,694,833)	0	0	0	(3,497,340)	(3,048,069)
4,363,018	5,173,697	9,021,394	4,573,048	4,286,718	2,777,968
<u>(4,230,864)</u>	<u>(6,725,032)</u>	<u>(9,190,396)</u>	<u>(4,613,841)</u>	<u>(4,724,168)</u>	<u>(2,836,216)</u>
<u>19,368,822</u>	<u>13,997,773</u>	<u>11,995,404</u>	<u>7,259,304</u>	<u>9,728,660</u>	<u>11,261,690</u>
<u>\$1,084,219</u>	<u>\$7,806,204</u>	<u>\$3,061,352</u>	<u>\$9,901,697</u>	<u>\$951,696</u>	<u>\$1,460,726</u>
27.5%	25.8%	20.0%	17.4%	22.6%	23.9%

## City of Lakewood, Ohio

### Assessed Valuations and Estimated Actual Values of Taxable Property

#### Last Ten Years

Collection Year	Real Property			Tangible Personal Property	
	Assessed Value		Estimated Actual Value	Public Utility	
	Residential/ Agricultural	Commercial Industrial/PU			Assessed Value
2020	\$887,512,080	\$179,769,630	\$3,049,376,314	\$20,157,000	\$22,905,682
2019	889,704,440	184,555,100	3,069,312,971	18,801,240	21,365,045
2018	733,342,730	161,774,040	2,557,476,486	17,973,670	20,424,625
2017	732,178,570	152,339,630	2,527,194,857	16,851,640	19,149,591
2016	731,662,600	147,852,940	2,512,901,543	15,963,540	18,140,386
2015	680,844,680	157,134,520	2,394,226,286	15,756,170	17,904,739
2014	682,865,970	154,516,560	2,392,521,514	15,184,670	17,255,307
2013	685,183,640	154,358,840	2,398,692,800	13,754,200	15,629,773
2012	721,599,290	163,222,160	2,528,061,286	12,758,240	14,498,000
2011	727,775,410	166,733,970	2,555,741,086	12,400,630	14,091,625

Real Property is reappraised every six years with a State mandated update of the current market value in the third year following each reappraisal.

The assessed value of real property (including public utility real property) is 35 percent of estimated true value. The assessed value of public utility personal property ranges from 25 percent of true value for railroad property to 88 percent for electric transmission and distribution property.

Source: Cuyahoga County, Ohio; Fiscal Officer

**Table 5**

---

<u>Assessed Value</u>	<u>Total Estimated Actual Value</u>	<u>Ratio</u>	<u>Tax Rate per \$1,000 of Assessed Value</u>
\$1,087,438,710	\$3,072,281,996	35.40 %	\$17.40
1,093,060,780	3,090,678,016	35.37	17.40
913,090,440	2,577,901,111	35.42	17.40
901,369,840	2,546,344,448	35.40	17.40
895,479,080	2,531,041,929	35.38	17.40
853,735,370	2,412,131,025	35.39	17.40
852,567,200	2,409,776,821	35.38	17.40
853,296,680	2,414,322,573	35.34	17.40
897,579,690	2,542,559,286	35.30	17.40
906,910,010	2,569,832,711	35.29	17.40

## City of Lakewood, Ohio

### Property Tax Rates – Direct and Overlapping Governments (Per \$1,000 of Assessed Valuation)

#### Last Ten Years

	2020	2019	2018	2017
<b>Charter Millage</b>				
Sinking Fund	\$3.4700	\$3.4700	\$3.4700	\$3.4700
1949 Charter/Current Expenses	8.6500	8.6500	8.6500	8.6500
1969 Charter/Fire	1.6800	1.6800	1.6800	1.6800
1969 Charter/Police	1.6000	1.6000	1.6000	1.6000
1976 Charter/Sewer	2.0000	2.0000	2.0000	2.0000
<b>Total Charter Millage</b>	<b>\$17.4000</b>	<b>\$17.4000</b>	<b>\$17.4000</b>	<b>\$17.4000</b>
<b>Overlapping Rates by Taxing District</b>				
Lakewood City School District				
Residential/Agricultural Real	\$54.9368	\$55.3328	\$62.9457	\$62.8527
Commercial/Industrial and Public Utility Real	74.5495	75.1110	82.8867	83.6793
General Business and Public Utility Personal	122.2300	122.7300	122.7300	122.7300
Cuyahoga County Council (1)				
Residential/Agricultural Real	117.4077	17.3026	18.4840	17.9391
Commercial/Industrial and Public Utility Real	17.9800	17.3766	18.6092	18.1176
General Business and Public Utility Personal	19.0800	18.6800	18.6800	18.1800
Special Taxing Districts (2)				
Residential/Agricultural Real	4.4351	4.4326	9.0668	5.0597
Commercial/Industrial and Public Utility Real	5.1656	5.1355	9.1573	5.7281
General Business and Public Utility Personal	6.2500	6.2500	9.5500	6.2500

Source: Cuyahoga County, Ohio; Fiscal Officer

**Note:**

The rates presented for a particular calendar year are the rates that, when applied to the assessed values presented in the Assessed Value Table, generated the property tax revenue billed in that year. The City's basic property tax rate may be increased only by a majority vote of the City's residents.

Charter millage is consistently applied to all types of property as opposed to the voted levies of the overlapping taxing districts.

Overlapping rates are those of local and county governments that apply to property owners within the City.

Voted levies of overlapping governments are adjusted so that inflationary increases in value do not generate additional real property taxes.

(1) Includes Cuyahoga Community College District and Cleveland-Cuyahoga County Port Authority

(2) Includes Lakewood Public Library and Cleveland Metropolitan Park District

**Table 6**

<u>2016</u>	<u>2015</u>	<u>2014</u>	<u>2013</u>	<u>2012</u>	<u>2011</u>
\$3.4700	\$3.4700	\$3.4700	\$3.4700	\$3.4700	\$3.4700
8.6500	8.6500	8.6500	8.6500	8.6500	8.6500
1.6800	1.6800	1.6800	1.6800	1.6800	1.6800
1.6000	1.6000	1.6000	1.6000	1.6000	1.6000
2.0000	2.0000	2.0000	2.0000	2.0000	2.0000
<u>\$17.4000</u>	<u>\$17.4000</u>	<u>\$17.4000</u>	<u>\$17.4000</u>	<u>\$17.4000</u>	<u>\$17.4000</u>
\$62.8665	\$62.8665	\$66.6502	\$66.5450	\$58.5508	\$56.6894
83.6381	83.6381	80.8677	80.9159	72.8585	70.3761
122.7300	122.7300	123.2300	123.2300	115.4000	115.4000
17.9255	17.9255	18.1643	17.2639	16.4335	16.3035
18.1676	18.1676	18.1228	17.1291	16.1672	15.9138
18.1800	18.1800	18.1800	17.2800	16.4500	16.4500
5.0611	5.0611	4.6000	4.6000	4.3544	4.1938
5.7342	5.7342	5.5100	5.5100	4.5847	4.3906
6.2500	6.2500	6.2500	6.2500	5.3500	5.3500

# City of Lakewood, Ohio

## Property Tax Levies and Collections (1)

### Last Ten Years

**Table 7**

Collection Year	Current Tax Levy (2)	Current Tax Collections (2)	Percent of Current Tax Collections To Tax Levy	Delinquent Tax Collections	Total Tax Collections	Percent of Total Tax Collections To Tax Levy	Accumulated Outstanding Delinquent Taxes (3)	Percentage of Delinquent Taxes To Total Tax Levy
2020	\$20,187,384	\$19,397,757	96.09 %	\$576,675	\$19,974,432	98.95 %	\$876,449	4.34 %
2019	20,078,158	19,536,590	97.30	648,820	20,185,410	100.53	869,973	4.33
2018	16,576,973	16,304,937	98.36	584,221	16,889,158	101.88	1,110,376	6.70
2017	16,266,129	15,634,829	96.12	610,010	16,244,839	99.87	1,022,772	6.29
2016	16,213,190	15,626,283	96.38	493,211	16,119,494	99.42	979,496	6.04
2015	15,471,979	14,809,313	95.72	609,457	15,418,770	99.66	956,527	6.18
2014	15,384,597	14,499,281	94.25	507,587	15,006,868	97.54	1,006,208	6.54
2013	15,366,857	14,631,052	95.21	751,131	15,382,183	100.10	998,640	6.50
2012	16,076,676	15,291,655	95.12	688,402	15,980,057	99.40	1,224,804	7.62
2011	16,135,708	15,259,060	94.57	565,338	15,824,398	98.07	1,244,407	7.71

Source: Cuyahoga County, Ohio; Fiscal Officer

- (1) Information for Real and Public Utility only
- (2) State Reimbursements of Rollback and Homestead Exemptions are Included. Current Tax Levy and Current Tax Collections include delinquent amounts.
- (3) Penalties and Interest are included, since by Ohio law they become part of tax obligation as assessment occurs.

**Note:** The County is aware of the requirement to report delinquent tax collections by levy year rather than by collection year. The County's current computer system tracks levy amounts by either current levy or delinquent levy. Once amounts become part of the delinquent levy, the ability to track information by levy year is lost. The County is looking at options to provide this information in the future.



# City of Lakewood, Ohio

## Principal Taxpayers – Real Estate Tax

2020 and 2011

Table 8

Taxpayer	2020 (1)	
	Real Property Assessed Valuation	Percentage of Total Assessed Valuation
Cleveland Electric Illuminating Company	\$14,175,930	1.33 %
Lakewood Center North Development LLC	4,977,040	0.47
Board of Education Lakewood CSD	4,614,890	0.43
Lakewood (Ohio) Station LLC	3,955,010	0.37
American Transmission System	3,771,220	0.35
Lakewood Senior Campus	3,619,890	0.34
12001 Edgewater Drive Ltd.	3,380,730	0.32
Lake Shore Associates	2,674,000	0.25
Marine Towers	2,656,330	0.25
165 Owen Brown LLC	2,559,490	0.24
<b>Total</b>	<b>\$46,384,530</b>	<b>4.35 %</b>
<b>Total Real Property Assessed Valuation</b>	<b>\$1,067,281,710</b>	
Taxpayer	2011	
	Real Property Assessed Valuation	Percentage of Total Assessed Valuation
Cleveland Electric Illuminating Company	\$10,226,600	1.14 %
14600 Detroit Avenue	5,057,510	0.57
Lakewood Senior Campus	3,437,960	0.38
Lakewood Senior Citizens, Inc.	2,262,440	0.25
Wildcat II, LLC	2,026,630	0.23
Marine Towers West	2,011,980	0.22
12000 Edgewater Ltd.	1,901,930	0.21
Lakewood Health Care	1,863,930	0.21
Castlewood Association	1,820,010	0.20
Lakewood Association L.P.	1,780,700	0.20
<b>Total</b>	<b>\$32,389,690</b>	<b>3.61 %</b>
<b>Total Real Property Assessed Valuation</b>	<b>\$894,509,380</b>	

Source: Cuyahoga County, Ohio; Fiscal Officer

(1) The amounts presented represent the assessed values upon which 2020 and 2011 collections were based.

# City of Lakewood, Ohio

## Income Tax Revenue Base and Collections (Cash Basis)

### Last Ten Years

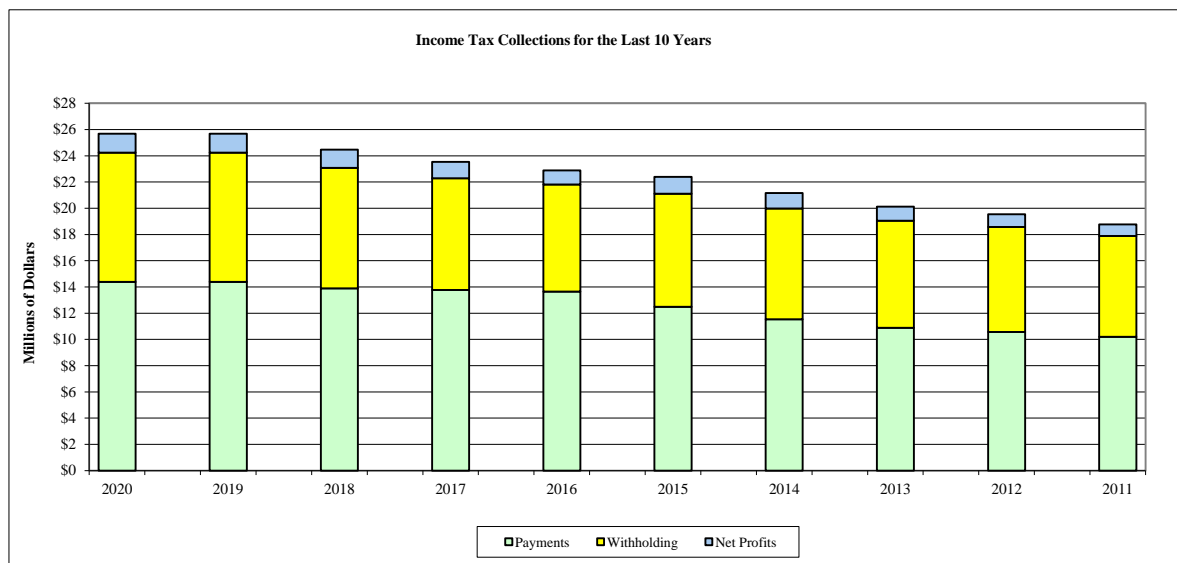
**Table 9**

Tax Year	Tax Rate	Total Tax Collected (1)	Taxes From Individual Payments	Percentage of Taxes From Individual Payments	Taxes From Withholding	Percentage of Taxes From Withholding	Taxes From Net Profits	Percentage of Taxes From Net Profits
2020	1.50%	\$25,839,952	\$14,384,268	55.67%	\$9,862,545	38.17%	\$1,430,724	5.54%
2019	1.50	25,677,023	14,384,268	56.02	9,862,545	38.41	1,430,724	5.57
2018	1.50	24,470,492	13,901,687	56.81	9,169,093	37.47	1,399,712	5.72
2017	1.50	23,530,405	13,769,110	58.52	8,516,073	36.19	1,245,222	5.29
2016	1.50	22,890,653	13,647,407	59.62	8,169,674	35.69	1,073,572	4.69
2015	1.50	22,391,110	12,489,761	55.78	8,613,860	38.47	1,287,489	5.75
2014	1.50	21,158,365	11,535,541	54.52	8,452,767	39.95	1,170,057	5.53
2013	1.50	20,119,636	10,877,178	54.06	8,175,944	40.64	1,066,514	5.30
2012	1.50	19,542,235	10,574,337	54.11	8,008,136	40.98	959,762	4.91
2011	1.50	18,766,179	10,191,507	54.31	7,696,981	41.02	877,691	4.67

(1) Modified Accrual Basis

(2) The City is statutorily prohibited from presenting individual taxpayer information.

(3) The City's basic income tax rate may only be increased by a majority vote of City residents.



# City of Lakewood, Ohio

## Ratio of Outstanding Debt by Type

### Last Ten Years

**Table 10**

Year	Governmental Activities	Business Activities	Less: Amounts Restricted to Repaying Principal	Net General Bonded Debt	Net General Bonded Debt as a Percentage of Estimated Taxable Value of Property (1)	Net General Bonded Debt Per Capita (2)	Other Governmental Activities Debt			
	General Obligation Bonds (4)	General Obligation Bonds (4)					Special Assessment Bonds	OPWC Loans	Capital Leases	Long-term Bond Anticipation Notes (5)
2020	\$32,582,838	\$27,186,948	(\$4,681,081)	\$55,088,705	1.78 %	\$1,056.74	\$0	\$0	\$7,108,449	\$9,701,413
2019	35,766,991	29,276,496	(3,680,035)	61,363,452	1.99	1,177.10	0	0	6,516,044	6,432,334
2018	29,016,850	23,135,335	(2,838,874)	49,313,311	1.91	945.95	0	0	6,177,769	12,005,729
2017	31,762,253	24,902,427	(4,385,292)	52,279,388	2.05	1,002.85	0	30,800	6,649,243	8,595,326
2016	34,201,316	26,749,900	(3,333,982)	57,617,234	2.28	1,105.24	0	61,600	6,740,329	4,105,445
2015	22,422,104	5,286,175	(3,083,277)	24,625,002	1.02	472.37	0	92,400	7,124,505	13,563,426
2014	25,000,846	5,881,316	(3,490,114)	27,392,048	1.14	525.45	0	123,200	6,632,198	10,209,711
2013	27,071,563	6,503,575	(2,970,853)	30,604,285	1.27	587.06	0	154,000	5,943,223	6,442,028
2012	29,444,981	7,153,314	(1,951,867)	34,646,428	1.36	664.60	0	184,800	6,015,960	3,956,143
2011	32,266,849	8,224,427	(1,284,237)	39,207,039	1.53	752.09	0	215,600	6,122,214	1,948,000

Business-Type Activities									
Year	General Obligation Bonds (4)	Revenue Bonds	Bond Anticipation Notes (5)	Capital Leases	OPWC/OWDA Loans	Total Debt (3)	Percentage of Personal Income (2)	Per Capita (2)	
2020	\$27,186,948	\$0	\$18,590,616	\$2,105,278	\$10,718,251	\$107,993,793	7.55 %	\$2,071.58	
2019	29,276,496	0	16,334,027	2,250,908	8,313,587	104,890,387	7.33	2,012.05	
2018	23,135,335	0	20,339,490	4,042,553	4,939,125	99,656,851	6.96	1,911.66	
2017	24,902,427	0	13,521,853	4,516,901	4,348,352	94,327,155	6.59	1,809.43	
2016	26,749,900	865,000	6,495,052	5,261,051	3,453,861	87,933,554	6.14	1,686.78	
2015	5,286,175	19,597,866	3,845,140	5,574,807	2,047,894	79,554,317	5.56	1,526.05	
2014	5,881,316	20,587,776	1,844,918	4,337,104	2,395,609	77,012,678	5.38	1,477.29	
2013	6,503,575	21,535,898	0	2,922,079	2,743,324	73,315,690	5.12	1,406.37	
2012	7,153,314	22,443,126	0	2,541,600	3,107,421	74,847,345	5.23	1,435.76	
2011	8,224,427	23,304,460	0	2,879,636	3,486,862	78,448,048	5.48	1,504.83	

Source: Details regarding the City's outstanding debt can be found in the notes to the financial statements.

(1) See S14-15 for taxable property value data.

(2) See S30 for population and personal income data.

(3) Includes general bonded debt, other governmental debt and business-type activities debt.

# City of Lakewood, Ohio

## Legal Debt Margin

### Last Ten Years

	<u>2020</u>	<u>2019</u>	<u>2018</u>	<u>2017</u>
Overall Legal Debt Limit (10.5% of Assessed Valuation)	\$114,181,065	\$114,771,382	\$95,874,496	\$94,643,833
Net Debt Applicable to Debt Limit	<u>49,221,026</u>	<u>46,430,547</u>	<u>37,761,556</u>	<u>37,273,479</u>
Overall Legal Debt Margin (10.5% of Assessed Valuation)	<u>\$64,960,039</u>	<u>\$68,340,835</u>	<u>\$58,112,940</u>	<u>\$57,370,354</u>
Legal Debt Margin as a Percentage of Debt Limit	<u>56.89%</u>	<u>59.55%</u>	<u>60.61%</u>	<u>60.62%</u>
Unvoted Legal Debt Limit (5.5% of Assessed Valuation)	\$54,371,936	\$60,118,343	\$95,874,496	\$50,219,974
Net Debt Applicable to Debt Limit	<u>49,221,026</u>	<u>46,430,547</u>	<u>37,761,556</u>	<u>37,273,479</u>
Unvoted Legal Debt Margin (5.5% of Assessed Valuation)	<u>\$5,150,910</u>	<u>\$13,687,796</u>	<u>\$58,112,940</u>	<u>\$12,946,495</u>
Legal Debt Margin as a Percentage of Debt Limit	<u>9.47%</u>	<u>22.77%</u>	<u>60.61%</u>	<u>25.78%</u>

### Legal Debt Margin Calculation for the Year Ended December 31, 2020

	<u>Overall Margin Within 10.5%</u>	<u>Unvoted Margin Within 5.5%</u>
Assessed property value	<u>\$1,087,438,710</u>	<u>\$1,087,438,710</u>
Debt Limitation (percentage of assessed property value)	\$114,181,065	\$54,371,936
Gross Indebtedness:	98,753,653	98,753,653
Less: General Obligation Bonds	(1,492,122)	(1,492,122)
General Obligation Bonds - Enterprise Funds	(24,731,109)	(24,731,109)
Enterprise Notes Payable	(18,540,000)	(18,540,000)
Debt Service Fund	<u>(4,769,396)</u>	<u>(4,769,396)</u>
Net Debt Applicable to Debt Limit	<u>49,221,026</u>	<u>49,221,026</u>
Legal Debt Margin Within Limitations	<u>\$64,960,039</u>	<u>\$5,150,910</u>

Note: Under State of Ohio finance law, the City of Lakewood's outstanding general obligation debt that is supported through real estate value should not exceed 10.5 percent of total assessed property value. In addition, the outstanding general obligation debt net of voted debt should not exceed 5.5 percent of total assessed property value. By law, the general obligation debt subject to the limitation is offset by amounts set aside for repaying general obligation bonds.

**Table 11**

<u>2016</u>	<u>2015</u>	<u>2014</u>	<u>2013</u>	<u>2012</u>	<u>2011</u>
\$94,025,303	\$89,642,214	\$89,488,056	\$89,596,151	\$94,245,867	\$95,225,551
<u>34,019,736</u>	<u>33,445,675</u>	<u>32,642,122</u>	<u>31,554,491</u>	<u>32,392,911</u>	<u>33,491,466</u>
<u>\$60,005,567</u>	<u>\$56,196,539</u>	<u>\$56,845,934</u>	<u>\$58,041,660</u>	<u>\$61,852,956</u>	<u>\$61,734,085</u>
<u>63.82%</u>	<u>62.69%</u>	<u>63.52%</u>	<u>64.78%</u>	<u>65.63%</u>	<u>64.83%</u>
\$49,251,349	\$46,955,445	\$46,874,696	\$46,931,317	\$49,366,883	\$49,880,051
<u>34,019,736</u>	<u>33,445,675</u>	<u>32,642,122</u>	<u>31,554,491</u>	<u>32,392,911</u>	<u>33,491,466</u>
<u>\$15,231,613</u>	<u>\$13,509,770</u>	<u>\$14,232,574</u>	<u>\$15,376,826</u>	<u>\$16,973,972</u>	<u>\$16,388,585</u>
<u>30.93%</u>	<u>28.77%</u>	<u>30.36%</u>	<u>32.76%</u>	<u>34.38%</u>	<u>32.86%</u>

## City of Lakewood, Ohio

### Computation of Direct and Overlapping Debt Attributable to Governmental Activities

December 31, 2020

Table 12

	Debt Attributable to Governmental Activities	Overlapping Percentage Applicable to Lakewood (1)	Amount of Direct and Overlapping Debt
<u>Direct:</u>			
City of Lakewood			
General Obligation Bonds (2)	\$32,582,838	100.00 %	\$32,582,838
Notes Payable - Long-term (3)	9,701,413	100.00	9,701,413
Capital Leases	7,108,449	100.00	7,108,449
Total Direct Debt	<u>49,392,700</u>		<u>49,392,700</u>
<u>Overlapping Debt:</u>			
Cuyahoga County	266,975,000	3.55	9,470,874
Cuyahoga Community College	201,500,000	3.55	7,148,164
Lakewood City School District	123,883,279	100.00	123,883,279
Total Overlapping Debt	<u>592,358,279</u>		<u>140,502,317</u>
Total	<u>\$641,750,979</u>		<u>\$189,895,017</u>

Source: Cuyahoga County, Ohio; County Fiscal Officer

- (1) Overlapping percentages were calculated by dividing each overlapping government located within the boundaries of the City by the subdivision's total assessed valuation of the government. The valuations were for the 2020 collection year.
- (2) General Obligation bonds include associated premiums
- (3) Notes Payable - Long-term include associated premiums



## City of Lakewood, Ohio

### *Pledged Revenue Coverage*

#### *Water*

#### ***Last Ten Years***

	2020	2019	2018	2017
Net Available Revenue:				
Gross Revenues (1)	\$13,046,412	\$11,236,028	\$10,863,052	\$10,602,226
Less: Operating Expenses (2)	8,533,824	8,750,601	7,824,989	7,838,515
Net Available Revenue	<u>\$4,512,588</u>	<u>\$2,485,427</u>	<u>\$3,038,063</u>	<u>\$2,763,711</u>
Debt Service OPWC Loans:				
Principal	\$532,097	\$384,477	\$446,895	\$380,904
OPWC Coverage	<u>8.48</u>	<u>6.46</u>	<u>6.80</u>	<u>7.26</u>
Debt Service - Revenue Bonds:				
Principal	0	0	0	865,000
Interest	0	0	0	113,327
Revenue Bond Coverage	<u>0.00</u>	<u>0.00</u>	<u>0.00</u>	<u>2.82</u>
Total Debt Service:				
Principal	532,097	384,477	446,895	1,245,904
Interest	0	0	0	113,327
Total Coverage	<u>8.48</u>	<u>6.46</u>	<u>6.80</u>	<u>2.03</u>

(1) Gross revenues include operating revenues, intergovernmental revenues, interest income and special assessments.

(2) Operating expenses do not include depreciation and amortization expenses.



**Table 13**

2016	2015	2014	2013	2012	2011
\$10,471,468	\$10,842,642	\$11,074,606	\$11,306,665	\$11,214,618	\$10,774,944
8,548,106	9,292,198	8,717,099	7,975,571	9,190,160	8,128,431
<u>\$1,923,362</u>	<u>\$1,550,444</u>	<u>\$2,357,507</u>	<u>\$3,331,094</u>	<u>\$2,024,458</u>	<u>\$2,646,513</u>
\$330,153	\$313,229	\$313,229	\$332,903	\$313,229	\$313,229
<u>5.83</u>	<u>4.95</u>	<u>7.53</u>	<u>10.01</u>	<u>6.46</u>	<u>8.45</u>
18,500	534,039	512,252	486,359	465,465	954,572
61,425	433,008	456,823	479,013	500,187	538,959
<u>24.06</u>	<u>1.60</u>	<u>2.43</u>	<u>3.45</u>	<u>2.10</u>	<u>1.77</u>
515,153	847,268	825,481	819,262	778,694	1,267,801
61,425	433,008	456,823	479,013	500,187	538,959
<u>3.34</u>	<u>1.21</u>	<u>1.84</u>	<u>2.57</u>	<u>1.58</u>	<u>1.46</u>

## City of Lakewood, Ohio

### *Pledged Revenue Coverage*

#### *Sewer*

#### ***Last Ten Years***

	<u>2020</u>	<u>2019</u>	<u>2018</u>	<u>2017</u>
Net Available Revenue:				
Gross Revenues (1)	\$13,792,551	\$11,151,884	\$11,019,878	\$10,114,761
Less: Operating Expenses (2)	<u>6,507,873</u>	<u>7,699,333</u>	<u>7,750,170</u>	<u>5,503,206</u>
Net Available Revenue	<u><u>\$7,284,678</u></u>	<u><u>\$3,452,551</u></u>	<u><u>\$3,269,708</u></u>	<u><u>\$4,611,555</u></u>
Debt Service OWDA Loans:				
Principal	\$0	\$0	\$0	\$0
Interest	0	0	0	0
OWDA Coverage	<u>0.00</u>	<u>0.00</u>	<u>0.00</u>	<u>0.00</u>
Debt Service - OPWC Loans:				
Principal	65,223	60,436	55,902	55,902
OPWC Coverage	<u>111.69</u>	<u>57.13</u>	<u>58.49</u>	<u>82.49</u>
Debt Service - Revenue Bonds:				
Principal	0	0	0	0
Interest	0	0	0	0
Revenue Bond Coverage	<u>0.00</u>	<u>0.00</u>	<u>0.00</u>	<u>0.00</u>
Total Debt Service:				
Principal	65,223	60,436	55,902	55,902
Interest	0	0	0	0
Total Coverage	<u>111.69</u>	<u>57.13</u>	<u>58.49</u>	<u>82.49</u>

(1) Gross revenues include operating revenues, intergovernmental revenues, interest income and special assessments.

(2) Operating expenses do not include depreciation and amortization expenses.

**Table 14**

2016	2015	2014	2013	2012	2011
\$12,812,351	\$9,009,122	\$8,643,807	\$8,263,735	\$7,653,452	\$6,849,662
4,842,071	4,902,343	4,572,164	4,471,397	3,976,850	3,757,052
<u>\$7,970,280</u>	<u>\$4,106,779</u>	<u>\$4,071,643</u>	<u>\$3,792,338</u>	<u>\$3,676,602</u>	<u>\$3,092,610</u>
\$0	\$0	\$0	\$16,382	\$31,726	\$30,405
0	0	0	346	1,731	3,053
<u>0.00</u>	<u>0.00</u>	<u>0.00</u>	<u>226.71</u>	<u>109.89</u>	<u>92.43</u>
34,486	34,486	34,486	34,486	34,486	34,486
<u>231.12</u>	<u>119.09</u>	<u>118.07</u>	<u>109.97</u>	<u>106.61</u>	<u>89.68</u>
0	465,000	445,000	430,000	405,000	390,000
0	480,613	498,413	515,613	535,863	551,463
<u>0.00</u>	<u>4.34</u>	<u>4.32</u>	<u>4.01</u>	<u>3.91</u>	<u>3.28</u>
34,486	499,486	479,486	480,868	471,212	454,891
0	480,613	498,413	515,959	537,594	554,516
<u>231.12</u>	<u>4.19</u>	<u>4.16</u>	<u>3.80</u>	<u>3.64</u>	<u>3.06</u>

# City of Lakewood, Ohio

## Demographic and Economic Statistics

### *Last Ten Years*

**Table 15**

Year	Population (1)	Total Personal Income (5)	Personal Income Per Capita	Median Household Income (1)	Median Age (1)	Educational Attainment: Bachelor's Degree or Higher (1)	School Enrollment (2)	Cuyahoga County Unemployment Rate (3)	Total Assessed Property Value (4)
2020	52,131	\$1,431,100,212	\$27,452	\$43,154	34.9	38.9%	4,854	3.6%	\$1,087,438,710
2019	52,131	1,431,100,212	27,452	43,154	34.9	38.9	4,854	3.6%	1,093,060,780
2018	52,131	1,431,100,212	27,452	43,154	34.9	38.9	4,947	5.0	913,090,440
2017	52,131	1,431,100,212	27,452	43,154	34.9	38.9	4,886	4.9	901,369,840
2016	52,131	1,431,100,212	27,452	43,154	34.9	38.9	5,026	5.4	895,479,080
2015	52,131	1,431,100,212	27,452	43,154	34.9	38.9	5,308	4.6	853,735,370
2014	52,131	1,431,100,212	27,452	43,154	34.9	38.9	5,192	6.0	852,567,200
2013	52,131	1,431,100,212	27,452	43,154	34.9	38.9	5,833	7.2	853,296,680
2012	52,131	1,431,100,212	27,452	43,154	34.9	38.9	5,870	6.6	897,579,690
2011	52,131	1,431,100,212	27,452	43,154	34.9	38.9	5,667	7.1	906,910,010

(1) Source: U. S. Census

(2) Source: Lakewood City School District

(3) Ohio Department of Job and Family Services

(4) Source: Cuyahoga County Fiscal Officer

(5) Computation of per capita personal income multiplied by population

# City of Lakewood, Ohio

Principal Employers – Based on Income Tax Dollars Withheld

**Current and Nine Years Ago**

**Table 16**

2020			
Employer	Nature of Activity	Employees *	Percentage of Total City Employment
Lakewood Board of Education	School District	1,102	9.39%
City of Lakewood	Municipality	572	4.87
Cleveland Clinic Foundation	Health Care	686	5.85
First Mutual Holding Company	Financial Institution	288	2.45
Onix Networking Group	Technology	126	1.07
St. Edward High School	Private School	316	2.69
Advance Energy Tech, Inc.	Manufacturing	112	0.95
Riser Foods Company	Grocer	305	2.60
ADA Architects Inc.	Professional Services	46	0.39
Roundstone Management LTD	Professional Services	76	0.65
Total		3,629	30.92%
Total Employment within the City		11,736	
2011			
Employer	Nature of Activity	Employees **	
Lakewood Hospital	Health Care	1,401	
Lakewood Board of Education	School District	1,055	
City of Lakewood	Municipality	432	
New York Life Insurance, Incorporated	Insurance Company	320	
The MF Cachet Co.	Specialty Chemical Sales	55	
Graftech International Holdings	Graphitee Industry	120	
Ohio Bell Telephone Company	Public Utility	190	
Ferry Cap & Set Screw Co.	Manufacturing	120	
First Federal Savings and Loan Assn. of Lakewood	Financial Institution	180	
Riser Foods Company	Grocer	290	
Total		4,163	
Total Employment within the City		11,886	

Source: City of Lakewood; Department of Taxation

\* Number of w-2's filed with the City

\*\* Based on actual number of employees

n/a - not available

# City of Lakewood, Ohio

## Full-Time City Employees by Function/Program

### Last Ten Years

**Table 17**

Function/Program	2020	2019	2018	2017	2016	2015	2014	2013	2012	2011
<b>General Government</b>										
Council	1.00	1.00	1.00	1.00	1.00	1.00	1.00	1.00	1.00	1.00
Court	14.00	13.00	15.00	13.00	13.00	14.00	15.00	15.00	16.00	20.00
Civil Service	1.00	1.00	1.00	1.00	1.00	1.00	1.00	1.00	1.00	1.00
Mayor's Office	3.00	3.00	3.00	3.00	3.00	3.00	3.00	3.00	3.00	2.00
Human Resources	3.00	3.00	3.00	3.00	3.00	3.00	3.00	3.00	3.00	3.00
Community Relations	1.00	1.00	1.00	2.00	2.00	2.00	1.00	1.00	1.00	1.00
Finance	7.00	7.00	7.00	7.00	7.00	7.00	7.00	6.00	7.00	7.00
Income Tax	6.00	6.00	6.00	6.00	6.00	6.00	6.00	6.00	4.00	4.00
Information System	3.00	3.00	4.00	4.00	4.00	4.00	4.00	3.00	4.00	4.00
Utility Billing	3.00	3.00	3.00	3.00	3.00	3.00	2.00	2.00	2.00	3.00
Health/Vital Stats	1.00	1.00	1.00	2.00	2.00	2.00	2.00	2.00	2.00	2.00
Law	4.00	4.00	4.00	4.00	4.00	4.00	4.00	4.00	4.00	3.00
Planning and Development	6.00	5.00	5.00	5.00	5.00	5.00	5.00	5.00	5.00	5.00
Community Development	2.00	2.00	2.00	2.00	2.00	2.00	2.00	2.00	2.00	2.00
<b>Security of Persons and Property</b>										
Police	99.00	99.00	98.00	99.00	99.00	98.00	97.00	95.00	95.00	97.00
Police - Communications	10.00	11.00	10.00	11.00	11.00	11.00	10.00	11.00	11.00	10.00
Support of Prisoners	2.00	2.00	2.00	1.00	2.00	2.00	2.00	2.00	2.00	2.00
Fire	85.00	82.00	80.00	80.00	75.00	79.00	77.00	76.00	76.00	76.00
Emergency Medical Services	5.00	8.00	8.00	8.00	9.00	9.00	9.00	12.00	12.00	12.00
Housing and Building	14.00	14.00	14.00	15.00	14.00	14.00	15.00	13.00	12.00	13.00
Parking	2.00	2.00	2.00	2.00	2.00	2.00	2.00	2.00	2.00	2.00
Animal Control	3.00	3.00	3.00	3.00	3.00	3.00	3.00	3.00	3.00	3.00
<b>Public Works</b>										
Public Works Administration	2.00	3.00	3.00	3.00	2.00	2.00	1.00	1.00	2.00	2.00
Parks	18.00	18.00	18.00	18.00	18.00	18.00	17.00	18.00	12.00	13.00
Buildings and Facilities	0.00	0.00	0.00	0.00	0.00	0.00	0.00	0.00	1.00	1.00
Construction	0.00	0.00	0.00	0.00	0.00	0.00	0.00	0.00	3.00	4.00
Streets	13.00	14.00	14.00	13.00	14.00	14.00	14.00	14.00	14.00	14.00
Forestry	4.00	4.00	4.00	4.00	4.00	4.00	4.00	4.00	4.00	5.00
Traffic Signs	2.00	2.00	2.00	2.00	2.00	2.00	2.00	2.00	2.00	2.00
Refuse	27.00	27.00	27.00	27.00	25.00	28.00	29.00	30.00	30.00	32.00
Fleet	9.00	10.00	9.00	10.00	10.00	10.00	10.00	10.00	10.00	11.00
Communications	0.00	0.00	0.00	0.00	0.00	0.00	0.00	0.00	0.00	0.00
Water Distributions	4.00	5.00	5.00	5.00	5.00	5.00	5.00	6.00	6.00	6.00
Water Metering	5.00	5.00	5.00	5.00	5.00	5.00	5.00	5.00	6.00	6.00
Wastewater Collections	13.00	13.00	13.00	11.00	11.00	11.00	12.00	11.00	12.00	11.00
Wastewater Treatment	23.00	22.00	23.00	21.00	21.00	21.00	22.00	23.00	23.00	22.00
Engineering	3.00	3.00	3.00	4.00	4.00	4.00	4.00	3.00	3.00	3.00
Winterhurst	0.00	0.00	0.00	0.00	0.00	0.00	0.00	0.00	0.00	0.00
<b>Human Services</b>										
Human Services Administration	3.00	3.00	2.00	2.00	2.00	2.00	2.00	2.00	2.00	2.00
Office on Aging IIIB	8.00	9.00	9.00	10.00	11.00	11.00	11.00	11.00	12.00	16.00
Office on Aging IIIC	0.00	0.00	0.00	0.00	0.00	0.00	0.00	0.00	0.00	0.00
Early Childhood	1.00	1.00	1.00	1.00	1.00	1.00	1.00	1.00	1.00	1.00
Youth	5.00	6.00	6.00	6.00	6.00	6.00	6.00	6.00	6.00	8.00
<b>Totals:</b>	<u>415.00</u>	<u>419.00</u>	<u>417.00</u>	<u>417.00</u>	<u>412.00</u>	<u>419.00</u>	<u>416.00</u>	<u>415.00</u>	<u>417.00</u>	<u>432.00</u>

Source: City of Lakewood, Finance Department

(1) This table includes full-time employees and excludes part-time and seasonal employees as of December 31.



# City of Lakewood, Ohio

## Operating Indicators by Function/Program

### Last Ten Years

Function/Program	2020	2019	2018	2017
<b>General Government</b>				
<i>Clerk of Council</i>				
Number of ordinances passed	58	46	65	58
Number of resolutions passed	79	99	77	60
<i>Civil Service</i>				
Number of police and fire entry application processed	0	0	101	97
<i>Finance Department</i>				
Number of checks/ vouchers issued	3,392	3,505	3,844	4,763
Interest earnings for fiscal year (cash basis)	\$973,613	\$1,811,856	\$1,512,827	\$755,994
<i>Income Tax</i>				
Number of Annual withholding forms processed	26,527	25,773	30,080	33,461
Number of Business net profit forms processed	2,457	2,291	1,998	2,481
<b>Public Works</b>				
<i>Engineering</i>				
Dollar amount of Construction overseen by Engineer	\$25,700,000	\$35,520,000	\$56,300,000	\$15,895,682
<i>Forestry</i>				
Number of trees planted	418	544	422	451
<i>Parking Enforcement</i>				
Number of parking tickets	9,154	12,841	12,145	12,177
<i>Refuse</i>				
Collection of resident and business garbage in tons	19,988	17,693	16,907	15,525
<i>Water</i>				
Average (MCF) of water billed monthly (in thousands)	163,597	152,421	160,189	165,275
<i>Wastewater Collection</i>				
Average (MCF) of sewer billed monthly (in thousands)	163,597	152,421	160,189	165,275
<i>Wastewater Treatment</i>				
Influent flow in millions of gallons per year	2,781	2,528	2,599	2,216
Bio-solids wet tons per year	5,286	5,191	4,975	4,735

Source: City of Lakewood



**Table 18**

<u>2016</u>	<u>2015</u>	<u>2014</u>	<u>2013</u>	<u>2012</u>	<u>2011</u>
61	51	59	50	86	66
63	59	94	70	79	70
150	0	0	67	169	0
5,245	5,494	5,577	6,477	7,232	8,705
\$387,280	\$136,405	\$107,466	\$15,300	\$8,787	\$11,232
32,800	28,794	26,696	26,645	25,456	24,275
2,460	2,493	2,451	2,397	2,399	2,378
\$25,000,000	\$10,525,600	\$4,958,463	\$4,548,953	\$3,642,342	\$3,687,241
415	415	378	275	65	6
13,968	13,791	13,155	4,568	4,743	3,542
16,358	16,075	14,774	15,606	16,049	16,369
181,664	182,139	172,472	185,803	190,425	186,536
181,664	182,139	172,472	185,803	190,425	186,536
2,379	2,607	2,730	2,741	2,577	3,793
4,787	5,030	4,737	5,303	4,750	5,240

# City of Lakewood, Ohio

## Operating Indicators by Function/Program (continued)

### *Last Ten Years*

Function/Program	2020	2019	2018	2017
<b>Security of Persons and Property</b>				
<i>Police</i>				
Total calls for services	30,270	30,270	44,933	52,666
Number of citations issued	3,592	5,531	5,279	6,002
<i>Fire</i>				
Total calls for services-Fire	1,435	1,314	2,109	2,187
Total calls for services-EMS	5,409	5,312	5,475	5,338
<b>Community Environment</b>				
<i>Building Department</i>				
Estimated value of construction	\$35,466,655	\$35,800,000	\$37,800,000	\$76,525,044
Number of permits issued (all types)	2,733	2,958	2,945	2,988
<b>Leisure Time Activities</b>				
<i>Parks</i>				
Recreation Men's and Women's Leagues receipts	\$0	\$6,485	\$6,850	\$6,783
Recreation Youth Activities receipts	\$47,000	\$85,253	\$86,015	\$85,495

Source: City of Lakewood

**Table 18**

---

<u>2016</u>	<u>2015</u>	<u>2014</u>	<u>2013</u>	<u>2012</u>	<u>2011</u>
57,074	59,833	54,430	42,601	54,480	57,570
6,528	7,859	9,476	7,543	8,411	8,353
2,319	2,043	1,406	1,828	1,585	1,387
5,383	5,354	5,301	5,328	5,653	5,399
\$33,001,286	\$108,813,914	\$29,889,659	\$28,056,591	\$30,828,918	\$21,012,297
2,864	2,574	2,449	2,469	2,573	2,473
\$6,295	\$5,975	\$5,798	\$5,675	\$5,405	\$5,307
\$81,500	\$78,900	\$78,569	\$79,841	\$80,522	\$80,351

# City of Lakewood, Ohio

## Capital Assets Statistics by Function/Program

### Last Ten Years

Function/Program	2020	2019	2018	2017
<b>Security of Persons and Property</b>				
<b>Police</b>				
Stations	1	1	1	1
Vehicles	54	52	53	47
<b>Fire</b>				
Stations	3	3	3	3
Vehicles	20	23	23	21
<b>Leisure Time Activities</b>				
<b>Parks</b>				
Number of Parks	15	15	15	15
Number of Ice Rinks	2	2	2	2
Number of Skateboarding Areas	1	1	1	1
Number of Baseball Diamonds	5	5	5	5
Number of Soccer Fields	1	1	1	1
<b>Transportation</b>				
<b>Service</b>				
Streets (miles)	93	93	93	93
Street Lights	1,488	1,488	1,488	1,488
<b>Water and Sewer</b>				
Water Lines (miles)	112	112	112	112
Sanitary Sewers (miles)	75	75	75	75
Storm Sewers (miles)	66	66	66	66
Combined Sewers (miles)	25	25	25	25

Source: City of Lakewood

**Table 19**

<u>2016</u>	<u>2015</u>	<u>2014</u>	<u>2013</u>	<u>2012</u>	<u>2011</u>
1	1	1	1	1	1
51	51	49	49	45	44
3	3	3	3	3	3
18	18	15	15	19	17
15	15	15	15	15	15
2	2	2	2	2	2
1	1	1	1	1	1
5	5	5	5	5	5
1	1	1	1	1	1
93	93	93	93	93	93
1,488	1,488	1,488	1,488	1,488	1,488
112	112	112	112	112	112
75	75	75	75	75	75
66	66	66	66	66	66
25	25	25	25	25	25



# OHIO AUDITOR OF STATE KEITH FABER



**CITY OF LAKEWOOD**

**CUYAHOGA COUNTY**

## **AUDITOR OF STATE OF OHIO CERTIFICATION**

This is a true and correct copy of the report, which is required to be filed pursuant to Section 117.26, Revised Code, and which is filed in the Office of the Ohio Auditor of State in Columbus, Ohio.



**Certified for Release 7/20/2021**

88 East Broad Street, Columbus, Ohio 43215  
Phone: 614-466-4514 or 800-282-0370

This report is a matter of public record and is available online at  
[www.ohioauditor.gov](http://www.ohioauditor.gov)