



OHIO AUDITOR OF STATE
KEITH FABER



**RIDGEWOOD LOCAL SCHOOL DISTRICT
COSHOCTON COUNTY
JUNE 30, 2019**

TABLE OF CONTENTS

TITLE	PAGE
Independent Auditor's Report	1
Prepared by Management:	
Management's Discussion and Analysis	5
Basic Financial Statements:	
Government-wide Financial Statements:	
Statement of Net Position	19
Statement of Activities.....	20
Fund Financial Statements:	
Balance Sheet	
Governmental Funds	21
Reconciliation of Total Governmental Fund Balances to Net Position of Governmental Activities	22
Statement of Revenues, Expenditures and Changes in Fund Balances Governmental Funds.....	23
Reconciliation of the Statement of Revenues, Expenditures and Changes in Fund Balances of Governmental Funds to the Statement of Activities.....	24
Statement of Revenues, Expenditures and Changes in Fund Balance – Budget and Actual (Non-GAAP Budgetary Basis) General Fund.....	25
Schoolwide Building Program Fund	26
Statement of Net Position	
Proprietary Fund.....	27
Statement of Revenues, Expenses and Changes in Net Position Proprietary Fund.....	28
Statement of Cash Flows	
Proprietary Fund.....	29
Statement of Fiduciary Assets and Liabilities	
Fiduciary Fund.....	30
Notes to the Basic Financial Statements	31

**RIDGEWOOD LOCAL SCHOOL DISTRICT
COSHOCKTON COUNTY
JUNE 30, 2019**

**TABLE OF CONTENTS
(Continued)**

TITLE	PAGE
Required Supplementary Information:	
Schedule of the District's Proportionate Share of the Net Pension Liability (School Employees Retirement System (SERS) of Ohio)	76
Schedule of the District's Proportionate Share of the Net Pension Liability (State Teachers Retirement System (STRS) of Ohio)	78
Schedule of District Pension Contributions School Employees Retirement System (SERS) of Ohio	80
Schedule of District Pension Contributions State Teachers Retirement System (STRS) of Ohio	82
Schedule of the District's Proportionate Share of the Net OPEB Liability (School Employees Retirement System (SERS) of Ohio)	84
Schedule of the District's Proportionate Share of the Net OPEB Liability/Asset (State Teachers Retirement System (STRS) of Ohio)	85
Schedule of District OPEB Contributions School Employees Retirement System (SERS) of Ohio	86
Schedule of District OPEB Contributions State Teachers Retirement System (STRS) of Ohio	88
Notes to the Required Supplementary Information	90
Schedule of Expenditures of Federal Awards	93
Notes to the Schedule of Expenditures of Federal Awards	95
Independent Auditor's Report on Internal Control Over Financial Reporting and on Compliance and Other Matters Required by <i>Government Auditing Standards</i>	97
Independent Auditor's Report on Compliance with Requirements Applicable to the Major Federal Program and on Internal Control Over Compliance Required by the Uniform Guidance	99
Schedule of Findings	101

OHIO AUDITOR OF STATE KEITH FABER



53 Johnson Road
The Plains, Ohio 45780-1231
(740) 594-3300 or (800) 441-1389
SoutheastRegion@ohioauditor.gov

INDEPENDENT AUDITOR'S REPORT

Ridgewood Local School District
Coshocton County
301 S. Oak Street
West Lafayette, Ohio 43845

To the Board of Education:

Report on the Financial Statements

We have audited the accompanying financial statements of the governmental activities, each major fund, and the aggregate remaining fund information of the Ridgewood Local School District, Coshocton County, Ohio (the District), as of and for the year ended June 30, 2019, and the related notes to the financial statements, which collectively comprise the District's basic financial statements as listed in the Table of Contents.

Management's Responsibility for the Financial Statements

Management is responsible for preparing and fairly presenting these financial statements in accordance with accounting principles generally accepted in the United States of America; this includes designing, implementing, and maintaining internal control relevant to preparing and fairly presenting financial statements that are free from material misstatement, whether due to fraud or error.

Auditor's Responsibility

Our responsibility is to opine on these financial statements based on our audit. We audited in accordance with auditing standards generally accepted in the United States of America and the financial audit standards in the Comptroller General of the United States' *Government Auditing Standards*. Those standards require us to plan and perform the audit to reasonably assure the financial statements are free from material misstatement.

An audit requires obtaining evidence about financial statement amounts and disclosures. The procedures selected depend on our judgment, including assessing the risks of material financial statement misstatement, whether due to fraud or error. In assessing those risks, we consider internal control relevant to the District's preparation and fair presentation of the financial statements in order to design audit procedures that are appropriate in the circumstances, but not to the extent needed to opine on the effectiveness of the District's internal control. Accordingly, we express no such opinion. An audit also includes evaluating the appropriateness of management's accounting policies and the reasonableness of their significant accounting estimates, as well as our evaluation of the overall financial statement presentation.

We believe the audit evidence we obtained is sufficient and appropriate to support our audit opinions.

Efficient • Effective • Transparent

Opinion

In our opinion, the financial statements referred to above present fairly, in all material respects, the respective financial position of the governmental activities, each major fund, and the aggregate remaining fund information of the Ridgewood Local School District, Coshocton County, Ohio, as of June 30, 2019, and the respective changes in financial position and, where applicable, cash flows thereof and the respective budgetary comparisons for the General and Schoolwide Building Program Funds thereof for the year then ended in accordance with the accounting principles generally accepted in the United States of America.

Other Matters

Required Supplementary Information

Accounting principles generally accepted in the United States of America require this presentation to include *Management's Discussion and Analysis* and Schedules of Net Pension and Other Post-Employment Benefit Liabilities and Assets and Pension and Other Post-Employment Benefit Contributions listed in the Table of Contents, to supplement the basic financial statements. Although this information is not part of the basic financial statements, the Governmental Accounting Standards Board considers it essential for placing the basic financial statements in an appropriate operational, economic, or historical context. We applied certain limited procedures to the required supplementary information in accordance with auditing standards generally accepted in the United States of America, consisting of inquiries of management about the methods of preparing the information and comparing the information for consistency with management's responses to our inquiries, to the basic financial statements, and other knowledge we obtained during our audit of the basic financial statements. We do not opine or provide any assurance on the information because the limited procedures do not provide us with sufficient evidence to opine or provide any other assurance.

Supplementary and Other Information

Our audit was conducted to opine on the District's basic financial statements taken as a whole.

The Schedule of Expenditures of Federal Awards presents additional analysis as required by Title 2 U.S. Code of Federal Regulations (CFR) Part 200, Uniform Administrative Requirements, Cost Principles, and Audit Requirements for Federal Awards and is not a required part of the financial statements.

The Schedule is management's responsibility, and derives from and relates directly to the underlying accounting and other records used to prepare the basic financial statements. We subjected this information to the auditing procedures we applied to the basic financial statements. We also applied certain additional procedures, including comparing and reconciling this information directly to the underlying accounting and other records used to prepare the basic financial statements or to the basic financial statements themselves in accordance with auditing standards generally accepted in the United States of America. In our opinion, this information is fairly stated in all material respects in relation to the basic financial statements taken as a whole.

Other Reporting Required by Government Auditing Standards

In accordance with *Government Auditing Standards*, we have also issued our report dated February 12, 2020, on our consideration of the District's internal control over financial reporting and our tests of its compliance with certain provisions of laws, regulations, contracts and grant agreements and other matters. That report describes the scope of our internal control testing over financial reporting and compliance, and the results of that testing, and does not opine on internal control over financial reporting or on compliance. That report is an integral part of an audit performed in accordance with *Government Auditing Standards* in considering the District's internal control over financial reporting and compliance.



Keith Faber
Auditor of State
Columbus, Ohio

February 12, 2020

This page intentionally left blank.

**RIDGEWOOD LOCAL SCHOOL DISTRICT
COSHOCTON COUNTY, OHIO**

**MANAGEMENT'S DISCUSSION AND ANALYSIS
FOR THE FISCAL YEAR ENDED JUNE 30, 2019**

The management's discussion and analysis of the Ridgewood Local School District's (the "District") financial performance provides an overall review of the District's financial activities for the fiscal year ended June 30, 2019. The intent of this discussion and analysis is to look at the District's financial performance as a whole; readers should also review the basic financial statements and the notes to the basic financial statements to enhance their understanding of the District's financial performance.

Financial Highlights

Key financial highlights for 2019 are as follows:

- In total, net position of governmental activities increased \$750,770 from the prior year's net position.
- General revenues (primarily taxes and unrestricted grants and entitlements) accounted for \$11,545,540 in revenue or 77.66% of all revenues. Program specific revenues in the form of charges for services and sales, grants and contributions accounted for \$3,320,570 or 22.34% of total revenues of \$14,866,110.
- The District had \$14,115,340 in expenses related to governmental activities; \$3,320,570 of these expenses was offset by program specific charges for services, grants or contributions. General revenues supporting governmental activities of \$11,545,540 were adequate to provide for these programs.
- The District's major governmental funds are the general fund and schoolwide building program fund. The general fund had \$12,785,437 in revenues and \$13,346,525 in expenditures and other financing uses. During fiscal year 2019 the general fund's fund balance decreased from \$6,079,459 to \$5,518,371.
- The schoolwide building program fund had revenues and other financing sources of \$2,162,705 and expenditures of \$2,175,702. During fiscal year 2019 the schoolwide building program fund's fund deficit increased from \$356,726 to \$369,723.

Using these Basic Financial Statements

This annual report consists of a series of financial statements and notes to those statements. These statements are organized so the reader can understand the District as a financial whole, an entire operating entity. The statements then proceed to provide an increasingly detailed look at specific financial activities.

The statement of net position and statement of activities provide information about the activities of the whole District, presenting both an aggregate view of the District's finances and a longer-term view of those finances. Fund financial statements provide the next level of detail. For governmental funds, these statements tell how services were financed in the short-term as well as what remains for future spending. The fund financial statements also look at the District's most significant funds with all other nonmajor funds presented in total in one column. In the case of the District, the general fund and schoolwide building program fund are reported as major funds.

Reporting the District as a Whole

Statement of Net Position and the Statement of Activities

While this document contains the large number of funds used by the District to provide programs and activities, the view of the District as a whole looks at all financial transactions and asks the question, "How did we do financially during 2019?" The statement of net position and the statement of activities answer this question. These statements include all assets, deferred outflows, liabilities, deferred inflows, revenues and expenses using the accrual basis of accounting similar to the accounting used by most private-sector companies. This basis of accounting will take into account all of the current year's revenues and expenses regardless of when cash is received or paid.

**RIDGEWOOD LOCAL SCHOOL DISTRICT
COSHOCOTON COUNTY, OHIO**

**MANAGEMENT'S DISCUSSION AND ANALYSIS
FOR THE FISCAL YEAR ENDED JUNE 30, 2019**

These two statements report the District's net position and changes in that position. This change in net position is important because it tells the reader that, for the District as a whole, the financial position of the District has improved or diminished. The causes of this change may be the result of many factors, some financial, some not. Non-financial factors include the District's property tax base, current property tax laws in Ohio restricting revenue growth, facility conditions, required educational programs and other factors.

In the statement of net position and the statement of activities, the governmental activities include the District's programs and services, including instruction, support services, operation and maintenance of plant, pupil transportation, extracurricular activities, and food service operations.

The District's statement of net position and statement of activities can be found on pages 19-20 of this report.

Reporting the District's Most Significant Funds

Fund Financial Statements

The analysis of the District's major governmental funds begins on page 15. Fund financial reports provide detailed information about the District's major funds. The District uses many funds to account for a multitude of financial transactions. However, these fund financial statements focus on the District's most significant funds. The District's major governmental funds are the general fund and schoolwide building program fund.

Governmental Funds

Most of the District's activities are reported in governmental funds, which focus on how money flows into and out of those funds and the balances left at year-end available for spending in future periods. These funds are reported using an accounting method called modified accrual accounting, which measures cash and all other financial assets than can readily be converted to cash. The governmental fund financial statements provide a detailed short-term view of the District's general government operations and the basic services it provides. Governmental fund information helps you determine whether there are more or fewer financial resources that can be spent in the near future to finance educational programs. The relationship (or differences) between governmental activities (reported in the statement of net position and the statement of activities) and governmental funds is reconciled in the basic financial statements. The basic governmental fund financial statements can be found on pages 21-26 of this report.

Proprietary Funds

The District maintains a proprietary fund. Internal service funds are an accounting device used to accumulate and allocate costs internally among the District's various functions. The District's internal service fund accounts for dental self-insurance. The basic proprietary fund financial statements can be found on pages 27-29 of this report.

Reporting the District's Fiduciary Responsibilities

The District acts in a trustee capacity as an agent for individuals or other entities. These activities are reported in agency funds. The District's fiduciary activities are reported in a separate statement of fiduciary assets and liabilities on page 30. These activities are excluded from the District's other financial statements because the assets cannot be utilized by the District to finance its operations.

Notes to the Basic Financial Statements

The notes provide additional information that is essential to a full understanding of the data provided in the government-wide and fund financial statements. These notes to the basic financial statements can be found on pages 31-74 of this report.

**RIDGEWOOD LOCAL SCHOOL DISTRICT
COSHOCOTON COUNTY, OHIO**

**MANAGEMENT'S DISCUSSION AND ANALYSIS
FOR THE FISCAL YEAR ENDED JUNE 30, 2019**

Required Supplementary Information

In addition to the basic financial statements and accompanying notes, this report also presents certain required supplementary information concerning the District's net pension liability and net OPEB liability/asset. The required supplementary information can be found on pages 76 through 91 of this report.

The District as a Whole

The statement of net position provides the perspective of the District as a whole. The table on the following page provides a summary of the District's net position for fiscal years 2019 and 2018.

SPACE LEFT BLANK, INTENTIONALLY.

**RIDGEWOOD LOCAL SCHOOL DISTRICT
COSHOCOTON COUNTY, OHIO**

MANAGEMENT'S DISCUSSION AND ANALYSIS
FOR THE FISCAL YEAR ENDED JUNE 30, 2019

	Net Position	
	Governmental Activities	Governmental Activities
	<u>2019</u>	<u>2018</u>
<u>Assets</u>		
Current and other assets	\$ 12,256,298	\$ 11,295,148
Capital assets, net	<u>12,766,277</u>	<u>13,093,266</u>
Total assets	<u>25,022,575</u>	<u>24,388,414</u>
<u>Deferred outflows of resources</u>		
Pensions	4,188,994	4,688,226
OPEB	<u>300,797</u>	<u>144,442</u>
Total deferred outflows of resources	<u>4,489,791</u>	<u>4,832,668</u>
<u>Liabilities</u>		
Current liabilities	1,968,644	1,805,771
Long-term liabilities:		
Due within one year	467,398	446,268
Due in more than one year:		
Net pension liability	13,820,151	14,094,421
Other amounts	2,703,221	2,983,624
Net OPEB liability	<u>1,570,781</u>	<u>3,237,568</u>
Long-term liabilities	<u>18,561,551</u>	<u>20,761,881</u>
Total liabilities	<u>20,530,195</u>	<u>22,567,652</u>
<u>Deferred inflows of resources</u>		
Property taxes levied for the next fiscal year	3,044,661	2,613,653
Pensions	1,102,030	890,495
OPEB	<u>1,430,059</u>	<u>494,631</u>
Total deferred inflows of resources	<u>5,576,750</u>	<u>3,998,779</u>
<u>Net position</u>		
Net investment in capital assets	11,395,865	11,671,682
Restricted	688,448	353,955
Unrestricted (deficit)	<u>(8,678,892)</u>	<u>(9,370,986)</u>
Total net position	<u>\$ 3,405,421</u>	<u>\$ 2,654,651</u>

The net pension liability is reported pursuant to Governmental Accounting Standards Board (GASB) Statement 68, "Accounting and Financial Reporting for Pensions—an Amendment of GASB Statement 27." The net other postemployment benefits (OPEB) liability/asset is reported pursuant to GASB Statement 75, "Accounting and Financial Reporting for Postemployment Benefits Other Than Pensions." For reasons discussed below, many end users of this financial statement will gain a clearer understanding of the District's actual financial condition by adding deferred inflows related to pension and OPEB, the net pension liability, and the net OPEB liability to the reported net position and subtracting deferred outflows related to pension and OPEB and the net OPEB asset.

**RIDGEWOOD LOCAL SCHOOL DISTRICT
COSHOCOTON COUNTY, OHIO**

MANAGEMENT'S DISCUSSION AND ANALYSIS
FOR THE FISCAL YEAR ENDED JUNE 30, 2019

GASB standards are national and apply to all government financial reports prepared in accordance with generally accepted accounting principles. Prior accounting for pensions (GASB 27) and postemployment benefits (GASB 45) focused on a funding approach. This approach limited pension and OPEB costs to contributions annually required by law, which may or may not be sufficient to fully fund each plan's *net pension liability* or *net OPEB liability*. GASB 68 and GASB 75 take an earnings approach to pension and OPEB accounting; however, the nature of Ohio's statewide pension/OPEB plans and state law governing those systems requires additional explanation in order to properly understand the information presented in these statements.

GASB 68 and GASB 75 require the net pension liability and the net OPEB liability/asset to equal the District's proportionate share of each plan's collective:

1. Present value of estimated future pension/OPEB benefits attributable to active and inactive employees' past service.
2. Minus plan assets available to pay these benefits.

GASB notes that pension and OPEB obligations, whether funded or unfunded, are part of the "employment exchange" – that is, the employee is trading his or her labor in exchange for wages, benefits, and the promise of a future pension and other postemployment benefits. GASB noted that the unfunded portion of this promise is a present obligation of the government, part of a bargained-for benefit to the employee, and should accordingly be reported by the government as a liability since they received the benefit of the exchange. However, the District is not responsible for certain key factors affecting the balance of these liabilities. In Ohio, the employee shares the obligation of funding pension benefits with the employer. Both employer and employee contribution rates are capped by State statute. A change in these caps requires action of both Houses of the General Assembly and approval of the Governor. Benefit provisions are also determined by State statute. The Ohio Revised Code permits, but does not require, the retirement systems to provide healthcare to eligible benefit recipients. The retirement systems may allocate a portion of the employer contributions to provide for these OPEB benefits.

The employee enters the employment exchange with the knowledge that the employer's promise is limited not by contract but by law. The employer enters the exchange also knowing that there is a specific, legal limit to its contribution to the retirement system. In Ohio, there is no legal means to enforce the unfunded liability of the pension/OPEB plan *as against the public employer*. State law operates to mitigate/lessen the moral obligation of the public employer to the employee, because all parties enter the employment exchange with notice as to the law. The retirement system is responsible for the administration of the pension and OPEB plans.

Most long-term liabilities have set repayment schedules or, in the case of compensated absences (i.e. sick and vacation leave), are satisfied through paid time-off or termination payments. There is no repayment schedule for the net pension liability or the net OPEB liability. As explained above, changes in benefits, contribution rates, and return on investments affect the balance of these liabilities but are outside the control of the local government. In the event that contributions, investment returns, and other changes are insufficient to keep up with required payments, State statute does not assign/identify the responsible party for the unfunded portion. Due to the unique nature of how the net pension liability and the net OPEB liability are satisfied, these liabilities are separately identified within the long-term liability section of the statement of net position.

In accordance with GASB 68 and GASB 75, the District's statements prepared on an accrual basis of accounting include an annual pension expense and an annual OPEB expense for their proportionate share of each plan's *change* in net pension liability and net OPEB liability/asset, respectively, not accounted for as deferred inflows/outflows.

Over time, net position can serve as a useful indicator of a government's financial position. At June 30, 2019, the District's assets and deferred outflows of resources exceeded liabilities and deferred inflows of resources by \$3,405,421.

**RIDGEWOOD LOCAL SCHOOL DISTRICT
COSHOCOTON COUNTY, OHIO**

**MANAGEMENT’S DISCUSSION AND ANALYSIS
FOR THE FISCAL YEAR ENDED JUNE 30, 2019**

Deferred outflows related to pension decreased primarily due to changes in assumptions by the State Teachers Retirement System (STRS). See Note 13 for more detail.

Total assets include a net OPEB asset reported by STRS. See Note 14 for more detail. STRS did not report a net OPEB asset in the prior year.

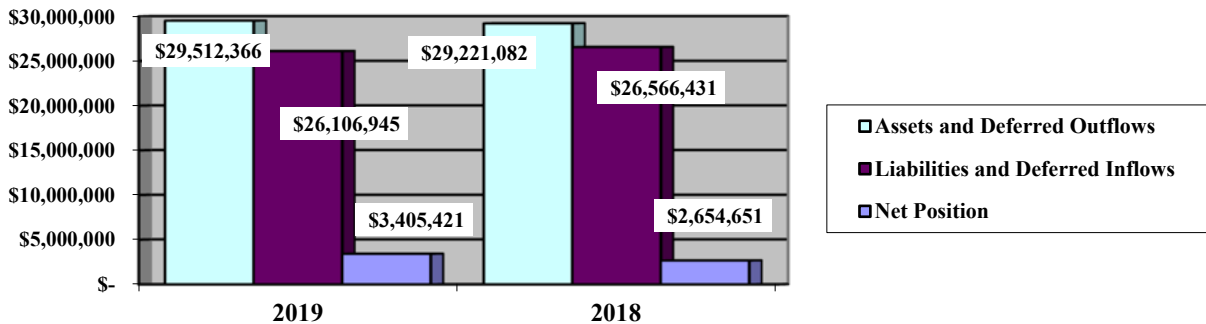
At year-end, capital assets represented 51.02% of total assets. Capital assets include land, construction in progress, land improvements, buildings and improvements, furniture and equipment and vehicles. The net investment in capital assets at June 30, 2019 was \$11,395,865. These capital assets are used to provide services to the students and are not available for future spending. Although the District’s investment in capital assets is reported net of related debt, it should be noted that the resources to repay the debt must be provided from other sources, since capital assets may not be used to liquidate these liabilities.

Long-term liabilities decreased primarily due to a decrease in the net pension liability and net OPEB liability. These liabilities are outside of the control of the District. The District contributes its statutorily required contributions to the pension systems; however, it’s the pension systems that collect, hold and distribute pensions and OPEB to District employees, not the District.

A portion of the District’s net position, \$688,448, represents resources that are subject to external restriction on how they may be used. The remaining balance of unrestricted net position is a deficit of \$8,678,892.

The graph below presents the District’s governmental activities assets and deferred outflows, liabilities and deferred inflows, and net position for fiscal year 2019 and 2018.

Governmental Activities



**RIDGEWOOD LOCAL SCHOOL DISTRICT
COSHOCTON COUNTY, OHIO**

**MANAGEMENT'S DISCUSSION AND ANALYSIS
FOR THE FISCAL YEAR ENDED JUNE 30, 2019**

The table below shows the change in net position for fiscal years 2019 and 2018.

	Change in Net Position	
	Governmental Activities	Governmental Activities
	<u>2019</u>	<u>2018</u>
<u>Revenues</u>		
Program revenues:		
Charges for services and sales	\$ 1,144,593	\$ 1,049,539
Operating grants and contributions	2,115,977	1,971,755
Capital grants and contributions	60,000	3,628
General revenues:		
Property taxes	3,312,421	3,433,585
Grants and entitlements	8,126,558	8,125,598
Investment earnings	97,536	31,008
Other	<u>9,025</u>	<u>3,065</u>
Total revenues	<u>14,866,110</u>	<u>14,618,178</u>

SPACE LEFT BLANK, INTENTIONALLY.

**RIDGEWOOD LOCAL SCHOOL DISTRICT
COSHOCTON COUNTY, OHIO**

MANAGEMENT'S DISCUSSION AND ANALYSIS
FOR THE FISCAL YEAR ENDED JUNE 30, 2019

<u>Expenses</u>	Change in Net Position (Continued)	
	Governmental Activities	Governmental Activities
	<u>2019</u>	<u>2018</u>
Program expenses:		
Instruction:		
Regular	\$ 6,141,764	\$ 3,953,674
Special	1,653,198	854,536
Vocational	356,963	197,726
Other	105,685	79,891
Support services:		
Pupil	637,035	397,470
Instructional staff	335,535	293,842
Board of education	21,946	10,567
Administration	842,974	493,905
Fiscal	424,377	299,530
Business	30,973	-
Operations and maintenance	1,526,859	1,176,826
Pupil transportation	764,233	460,410
Central	5,641	2,929
Operation of non-instructional services:		
Food service operations	689,062	530,622
Other non-instructional services	-	59
Extracurricular activities	507,008	307,006
Interest and fiscal charges	<u>72,087</u>	<u>123,003</u>
Total expenses	<u>14,115,340</u>	<u>9,181,996</u>
Change in net position	750,770	5,436,182
Net position at beginning of year (deficit)	<u>2,654,651</u>	<u>(2,781,531)</u>
Net position at end of year	<u>\$ 3,405,421</u>	<u>\$ 2,654,651</u>

**RIDGEWOOD LOCAL SCHOOL DISTRICT
COSHOCOTON COUNTY, OHIO**

**MANAGEMENT’S DISCUSSION AND ANALYSIS
FOR THE FISCAL YEAR ENDED JUNE 30, 2019**

Governmental Activities

Net position of the District’s governmental activities increased \$750,770. Total governmental expenses of \$14,115,340 were offset by program revenues of \$3,320,570 and general revenues of \$11,545,540. Program revenues supported 23.52% of the total governmental expenses.


Overall, expenses of the governmental activities increased \$4,933,344 or 53.73%. This increase is primarily the result of the STRS indefinitely suspending the Cost of Living Adjustment (“COLA”) and the School Employee Retirement System (SERS) lowering the COLA from 3.00% to 2.50% in fiscal year 2018. These benefit changes caused a decrease to the net pension liability reported at June 30, 2018 and the subsequent expenses reported for fiscal year 2018 when compared to fiscal year 2017.

On an accrual basis, the District reported \$1,510,568 and (\$4,236,915) in pension expense for fiscal year 2019 and 2018, respectively. In addition, the District reported (\$1,621,182) and (\$501,233) in OPEB expense for fiscal year 2019 and 2018, respectively. The increase in both the net pension expense and the OPEB expense from fiscal year 2018 to fiscal year 2019 was \$4,627,534. This increase is primarily the result of the benefit changes by the retirement systems. Fluctuations in the pension and OPEB expense makes it difficult to compare financial information between years. Pension and OPEB expense are components of program expenses reported on the statement of activities. The District’s total expenses for fiscal year 2019 are comparable to total fiscal year 2017 expenses.

Program revenues accounted for 22.34% of total revenues. The increase in operating grants and contributions is primarily due to a increase in State grant funding for the public school preschool fund (a nonmajor governmental fund) and federal grant funding in the nutrition fund (a nonmajor governmental fund). The increase in earnings on investments is due to better investment performance. The primary sources of revenue for governmental activities are derived from property taxes and unrestricted grants and entitlements. These revenue sources represent 76.95% of total governmental revenue.

The graph below presents the District’s governmental activities revenue and expenses for fiscal year 2019 and 2018.

Governmental Activities - Revenues and Expenses



The statement of activities shows the cost of program services and the charges for services and grants offsetting those services. The following table shows, for governmental activities, the total cost of services and the net cost of services. That is, it identifies the cost of these services supported by tax revenue and unrestricted State grants and entitlements.

**RIDGEWOOD LOCAL SCHOOL DISTRICT
COSHOCOTON COUNTY, OHIO**

**MANAGEMENT'S DISCUSSION AND ANALYSIS
FOR THE FISCAL YEAR ENDED JUNE 30, 2019**

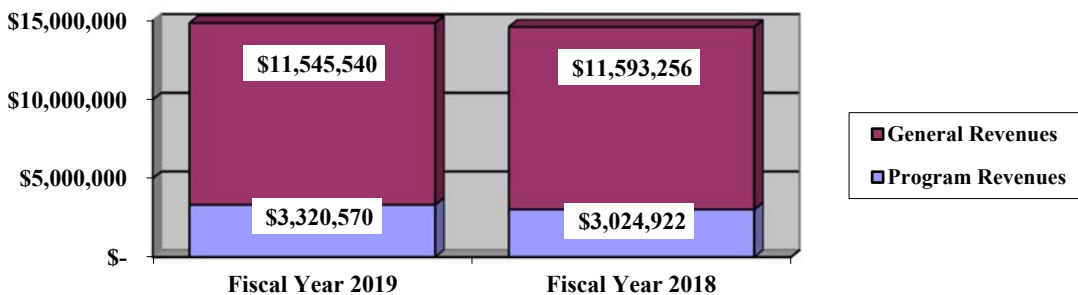
Governmental Activities

	Total Cost of Services <u>2019</u>	Net Cost of Services <u>2019</u>	Total Cost of Services <u>2018</u>	Net Cost of Services <u>2018</u>
Program expenses				
Instruction:				
Regular	\$ 6,141,764	\$ 5,092,681	\$ 3,953,674	\$ 3,041,436
Special	1,653,198	512,750	854,536	(281,430)
Vocational	356,963	268,036	197,726	108,799
Other	105,685	105,685	79,891	79,891
Support services:				
Pupil	637,035	597,580	397,470	397,470
Instructional staff	335,535	328,701	293,842	282,374
Board of education	21,946	21,946	10,567	10,567
Administration	842,974	799,407	493,905	446,474
Fiscal	424,377	424,377	299,530	299,530
Business	30,973	30,973	-	-
Operations and maintenance	1,526,859	1,504,350	1,176,826	1,173,155
Pupil transportation	764,233	756,184	460,410	448,191
Central	5,641	5,641	2,929	2,929
Operation of non-instructional services:				
Food service operations	689,062	2,200	530,622	(109,848)
Other non-instructional services	-	-	59	59
Extracurricular activities	507,008	272,172	307,006	134,474
Interest and fiscal charges	72,087	72,087	123,003	123,003
Total expenses	<u>\$ 14,115,340</u>	<u>\$ 10,794,770</u>	<u>\$ 9,181,996</u>	<u>\$ 6,157,074</u>

The dependence upon tax and other general revenues for governmental activities is apparent; 72.41% of instruction activities are supported through taxes and other general revenues. For all governmental activities, general revenue support is 76.48%. The District's taxpayers and unrestricted grants and entitlements from the State are by far the primary support for the District's students.

The graph below presents the District's governmental activities revenue for fiscal year 2019 and 2018.

Governmental Activities - General and Program Revenues



**RIDGEWOOD LOCAL SCHOOL DISTRICT
COSHOCTON COUNTY, OHIO**

MANAGEMENT'S DISCUSSION AND ANALYSIS
FOR THE FISCAL YEAR ENDED JUNE 30, 2019

The District's Funds

The District's governmental funds reported a combined fund balance of \$5,841,729 which is less than last year's total of \$6,231,967. The schedule below indicates the fund balance and the total change in fund balance as of June 30, 2019 and 2018.

	Fund Balance (Deficit) <u>June 30, 2019</u>	Fund Balance (Deficit) <u>June 30, 2018</u>	Increase (Decrease)	Percentage <u>Change</u>
General	\$ 5,518,371	\$ 6,079,459	\$ (561,088)	(9.23) %
Schoolwide building program	(369,723)	(356,726)	(12,997)	(3.64) %
Nonmajor governmental	<u>693,081</u>	<u>509,234</u>	<u>183,847</u>	36.10 %
Total	<u>\$ 5,841,729</u>	<u>\$ 6,231,967</u>	<u>\$ (390,238)</u>	(6.26) %

General Fund

The District's general fund balance decreased \$561,088. The following table assists in illustrating the financial activities and change in fund balance of the general fund.

	<u>2019 Amount</u>	<u>2018 Amount</u>	Increase (Decrease)	Percentage <u>Change</u>
<u>Revenues</u>				
Property taxes	\$ 2,981,208	\$ 3,057,599	\$ (76,391)	(2.50) %
Tuition	783,369	691,236	92,133	13.33 %
Earnings on investments	96,404	30,814	65,590	212.86 %
Intergovernmental	8,849,208	8,814,126	35,082	0.40 %
Other revenues	<u>75,248</u>	<u>74,964</u>	<u>284</u>	0.38 %
Total	<u>\$ 12,785,437</u>	<u>\$ 12,668,739</u>	<u>\$ 116,698</u>	0.92 %
<u>Expenditures</u>				
Instruction	\$ 6,274,961	\$ 6,029,669	\$ 245,292	4.07 %
Support services	4,720,516	4,621,998	98,518	2.13 %
Non-instructional services	-	59	(59)	(100.00) %
Extracurricular activities	393,787	377,330	16,457	4.36 %
Debt service	<u>106,686</u>	<u>123,761</u>	<u>(17,075)</u>	(13.80) %
Total	<u>\$ 11,495,950</u>	<u>\$ 11,152,817</u>	<u>\$ 343,133</u>	3.08 %

Tuition revenue increased as a result of additional open enrollment students in fiscal year 2019. The increase earnings on investments is due primarily the increase in interest rate.

The overall increase in expenditures is primarily due to accrued wages and benefits from wage increases in accordance with the District's negotiated agreements.

**RIDGEWOOD LOCAL SCHOOL DISTRICT
COSHOCOTON COUNTY, OHIO**

MANAGEMENT'S DISCUSSION AND ANALYSIS
FOR THE FISCAL YEAR ENDED JUNE 30, 2019

Schoolwide Building Program Fund

The schoolwide building program fund is a major fund for the District and is used to accumulate resources for upgrading the overall instructional programs of the District's elementary school. This fund had revenues and other financing sources of \$2,162,705 and expenditures of \$2,175,702. During fiscal year 2019 the schoolwide building program fund's fund deficit increased from \$356,726 to \$369,723.

General Fund Budgeting Highlights

The District's budget is prepared according to Ohio law and is based on accounting for certain transactions on a basis of cash receipts, disbursements and encumbrances. The most significant budgeted fund is the general fund.

For the general fund, original budgeted revenues and other financing sources was \$438,178 less than the final budgeted revenues and other financing sources of \$13,012,288. Actual revenues and other financing sources for fiscal year 2019 were \$13,017,570, which represents an increase of \$5,282 over the final budgeted amount. Most of this variance is a result of the District's conservative budgeting for State Foundation revenues.

General fund original appropriations and other financing uses were \$12,678,246, which were \$527,625 less than final appropriations and other financing uses of \$13,205,871. The actual expenditures and other financing uses were \$13,157,449.

Capital Assets and Debt Administration

Capital Assets

At the end of fiscal 2019, the District had \$12,766,277 invested in land, construction in progress, land improvements, buildings and improvements, furniture and equipment, and vehicles. This entire amount is reported in governmental activities. The following table shows fiscal 2019 balances compared to 2018:

**Capital Assets at June 30
(Net of Depreciation)**

	Governmental Activities	
	2019	2018
Land	\$ 244,816	\$ 244,816
Construction in progress	6,240	-
Land improvements	680,094	780,631
Building and improvements	10,665,360	10,965,326
Furniture and equipment	469,546	363,452
Vehicles	700,221	739,041
Total	\$ 12,766,277	\$ 13,093,266

Additions to capital assets in fiscal year 2019 were \$439,323. The District recognized \$766,312 in depreciation expense during the fiscal year. See Note 8 in the notes to the basic financial statements for additional information on the District's capital assets.

**RIDGEWOOD LOCAL SCHOOL DISTRICT
COSHOCOTON COUNTY, OHIO**

**MANAGEMENT'S DISCUSSION AND ANALYSIS
FOR THE FISCAL YEAR ENDED JUNE 30, 2019**

Debt Administration

At June 30, 2019, the District had \$1,995,412 in general obligation bonds, energy conservation bonds and capital leases outstanding. Of this total, \$346,457 is due within one year and \$1,648,955 is due in greater than one year. The following table summarizes the debt outstanding.

Outstanding Debt, at Year End

	Governmental Activities <u>2019</u>	Governmental Activities <u>2018</u>
General obligation bonds	\$ 1,845,000	\$ 2,154,604
Capital lease obligations	<u>150,412</u>	<u>173,614</u>
Total	<u>\$ 1,995,412</u>	<u>\$ 2,328,218</u>

Additions to these debt obligations, consisting of accreted interest on capital appreciation bonds was \$20,396 during the year, and principal payments were \$353,202. See Note 10 in the notes to the basic financial statements for additional information on the District's debt administration.

Current Financial Related Activities

Ridgewood Local School District has continued to maintain the highest standards of service to its students, parents, and community. Financially, the District continues to operate in a fiscally responsible manner. The financial future of the District is not without its challenges. The Board of Education and administration must continue to closely monitor its revenues and expenditures in accordance with its five-year forecast.

Contacting the District's Financial Management

This financial report is designed to provide our citizens, taxpayers, investors and creditors with a general overview of the District's finances and to show the District's accountability for the money it receives. If you have questions about this report or need additional financial information contact Mr. Jay Tingle, Treasurer, Ridgewood Local School District, 301 S. Oak Street, West Lafayette, Ohio 43845.

THIS PAGE IS INTENTIONALLY LEFT BLANK

**RIDGEWOOD LOCAL SCHOOL DISTRICT
COSHOCKTON COUNTY, OHIO**

STATEMENT OF NET POSITION
JUNE 30, 2019

	Governmental Activities
Assets:	
Equity in pooled cash and cash equivalents	\$ 7,987,570
Receivables:	
Property taxes	3,317,820
Intergovernmental	158,637
Accrued interest	4,585
Materials and supplies inventory	3,543
Inventory held for resale	7,324
Net OPEB asset	776,819
Capital assets:	
Nondepreciable capital assets	251,056
Depreciable capital assets, net	12,515,221
Capital assets, net.	12,766,277
Total assets	25,022,575
Deferred outflows of resources:	
Pension	4,188,994
OPEB	300,797
Total deferred outflows of resources.	4,489,791
Liabilities:	
Accounts payable.	47,057
Accrued wages and benefits payable	1,595,127
Intergovernmental payable	80,749
Pension and postemployment benefits payable	236,098
Accrued interest payable	3,503
Claims payable	6,110
Long-term liabilities:	
Due within one year	467,398
Due in more than one year:	
Net pension liability (See Note 13)	13,820,151
Other amounts due in more than one year	2,703,221
Net OPEB liability (See Note 14)	1,570,781
Total liabilities.	20,530,195
Deferred inflows of resources:	
Property taxes levied for the next fiscal year.	3,044,661
Pension.	1,102,030
OPEB.	1,430,059
Total deferred inflows of resources.	5,576,750
Net position:	
Net investment in capital assets.	11,395,865
Restricted for:	
Capital projects.	64,970
Classroom facilities maintenance.	155,216
Debt service.	236,436
Locally funded programs	58,008
Federally funded programs	44,910
Student activities	26,800
Food service operations	102,108
Unrestricted (deficit)	(8,678,892)
Total net position	\$ 3,405,421

SEE ACCOMPANYING NOTES TO THE BASIC FINANCIAL STATEMENTS

**RIDGEWOOD LOCAL SCHOOL DISTRICT
COSHOCOTON COUNTY, OHIO**

STATEMENT OF ACTIVITIES
FOR THE FISCAL YEAR ENDED JUNE 30, 2019

	Expenses	Program Revenues			Net (Expense) Revenue and Changes in Net Position
		Charges for Services and Sales	Operating Grants and Contributions	Capital Grants and Contributions	
Governmental activities:					
Instruction:					
Regular	\$ 6,141,764	\$ 752,797	\$ 296,286	\$ -	\$ (5,092,681)
Special	1,653,198	34,819	1,105,629	-	(512,750)
Vocational	356,963	-	88,927	-	(268,036)
Other	105,685	-	-	-	(105,685)
Support services:					
Pupil	637,035	-	39,455	-	(597,580)
Instructional staff	335,535	174	6,660	-	(328,701)
Board of education	21,946	-	-	-	(21,946)
Administration	842,974	-	43,567	-	(799,407)
Fiscal	424,377	-	-	-	(424,377)
Business	30,973	-	-	-	(30,973)
Operations and maintenance	1,526,859	-	22,509	-	(1,504,350)
Pupil transportation	764,233	4,347	3,702	-	(756,184)
Central	5,641	-	-	-	(5,641)
Operation of non-instructional services:					
Food service operations	689,062	178,892	507,970	-	(2,200)
Extracurricular activities	507,008	173,564	1,272	60,000	(272,172)
Interest and fiscal charges	72,087	-	-	-	(72,087)
Total governmental activities	\$ 14,115,340	\$ 1,144,593	\$ 2,115,977	\$ 60,000	(10,794,770)
General revenues:					
Property taxes levied for:					
General purposes					2,977,767
Bond retirement					286,208
Classroom facilities maintenance					48,446
Grants and entitlements not restricted					
to specific programs					8,126,558
Investment earnings					97,536
Miscellaneous					9,025
Total general revenues					11,545,540
Change in net position					750,770
Net position at beginning of year					2,654,651
Net position at end of year					\$ 3,405,421

SEE ACCOMPANYING NOTES TO THE BASIC FINANCIAL STATEMENTS

**RIDGEWOOD LOCAL SCHOOL DISTRICT
COSHOCKTON COUNTY, OHIO**

BALANCE SHEET
GOVERNMENTAL FUNDS
JUNE 30, 2019

	<u>General</u>	<u>Schoolwide Building Program</u>	<u>Nonmajor Governmental Funds</u>	<u>Total Governmental Funds</u>
Assets:				
Equity in pooled cash and cash equivalents.	\$ 6,680,881	\$ 63,036	\$ 729,248	\$ 7,473,165
Receivables:				
Property taxes.	3,086,164	-	231,656	3,317,820
Intergovernmental.	50,375	-	108,262	158,637
Accrued interest.	4,585	-	-	4,585
Materials and supplies inventory.	-	-	3,543	3,543
Inventory held for resale.	-	-	7,324	7,324
Total assets	<u>\$ 9,822,005</u>	<u>\$ 63,036</u>	<u>\$ 1,080,033</u>	<u>\$ 10,965,074</u>
Liabilities:				
Accounts payable	\$ 46,513	\$ -	\$ 544	\$ 47,057
Accrued wages and benefits payable	1,090,507	385,572	119,048	1,595,127
Intergovernmental payable	74,664	4,546	1,539	80,749
Pension and postemployment benefits payable	167,930	42,641	25,527	236,098
Total liabilities	<u>1,379,614</u>	<u>432,759</u>	<u>146,658</u>	<u>1,959,031</u>
Deferred inflows of resources:				
Property taxes levied for the next fiscal year.	2,831,802	-	212,859	3,044,661
Delinquent property tax revenue not available	53,826	-	4,083	57,909
Accrued interest not available.	4,104	-	-	4,104
Intergovernmental revenue not available	34,288	-	23,352	57,640
Total deferred inflows of resources	<u>2,924,020</u>	<u>-</u>	<u>240,294</u>	<u>3,164,314</u>
Fund balances:				
Nonspendable:				
Materials and supplies inventory.	-	-	3,543	3,543
Restricted:				
Debt service	-	-	235,067	235,067
Capital improvements	-	-	64,970	64,970
Classroom facilities maintenance	-	-	154,346	154,346
Food service operations	-	-	134,967	134,967
Targeted academic assistance	-	-	35,946	35,946
Other purposes.	-	-	62,939	62,939
Extracurricular activities.	-	-	26,800	26,800
Committed:				
Termination benefits.	70,731	-	-	70,731
Assigned:				
Student instruction	2,853	-	-	2,853
Student and staff support.	154,798	-	-	154,798
Extracurricular activities	1,022	-	-	1,022
Subsequent year's appropriations.	13,402	-	-	13,402
School supplies.	7,694	-	-	7,694
Unassigned (deficit)	<u>5,267,871</u>	<u>(369,723)</u>	<u>(25,497)</u>	<u>4,872,651</u>
Total fund balances (deficit)	<u>5,518,371</u>	<u>(369,723)</u>	<u>693,081</u>	<u>5,841,729</u>
Total liabilities, deferred inflows of resources and fund balances	<u>\$ 9,822,005</u>	<u>\$ 63,036</u>	<u>\$ 1,080,033</u>	<u>\$ 10,965,074</u>

SEE ACCOMPANYING NOTES TO THE BASIC FINANCIAL STATEMENTS

**RIDGEWOOD LOCAL SCHOOL DISTRICT
COSHOCKTON COUNTY, OHIO**

RECONCILIATION OF TOTAL GOVERNMENTAL FUND BALANCES TO
NET POSITION OF GOVERNMENTAL ACTIVITIES
JUNE 30, 2019

Total governmental fund balances		\$	5,841,729
<i>Amounts reported for governmental activities on the statement of net position are different because:</i>			
Capital assets used in governmental activities are not financial resources and therefore are not reported in the funds.			12,766,277
Other long-term assets are not available to pay for current-period expenditures and therefore are deferred inflows in the funds.			
Property taxes receivable	\$	57,909	
Intergovernmental receivable		57,640	
Accrued interest receivable		4,104	
Total		4,104	119,653
An internal service fund is used by management to charge the costs of insurance to individual funds. The assets and liabilities of the internal service fund are included in governmental activities on the statement of net position.			508,295
Accrued interest payable is not due and payable in the current period and therefore is not reported in the funds.			(3,503)
The net pension liability is not due and payable in the current period, therefore, the liability and related deferred inflows and outflows of resources are not reported in governmental funds.			
Deferred outflows of resources - pension		4,188,994	
Deferred inflows of resources - pension		(1,102,030)	
Net pension liability		(13,820,151)	
Total		(13,820,151)	(10,733,187)
The net OPEB liability/asset is not due and payable in the current period; therefore, liability/asset and related deferred inflows and outflows are not reported in governmental funds.			
Deferred outflows - OPEB		300,797	
Deferred Inflows - OPEB		(1,430,059)	
Net OPEB asset		776,819	
Net OPEB liability		(1,570,781)	
Total		(1,570,781)	(1,923,224)
Long-term liabilities, including bonds payable, are not due and payable in the current period and therefore are not reported in the funds.			
General obligation bonds		(1,845,000)	
Capital lease obligations		(150,412)	
Compensated absences		(1,175,207)	
Total		(3,170,619)	(3,170,619)
Net position of governmental activities		\$	<u>3,405,421</u>

SEE ACCOMPANYING NOTES TO THE BASIC FINANCIAL STATEMENTS

**RIDGEWOOD LOCAL SCHOOL DISTRICT
COSHOCKTON COUNTY, OHIO**

STATEMENT OF REVENUES, EXPENDITURES AND CHANGES IN FUND BALANCES
GOVERNMENTAL FUNDS
FOR THE FISCAL YEAR ENDED JUNE 30, 2019

	<u>General</u>	<u>Schoolwide Building Program</u>	<u>Nonmajor Governmental Funds</u>	<u>Total Governmental Funds</u>
Revenues:				
From local sources:				
Property taxes	\$ 2,981,208	\$ -	\$ 335,725	\$ 3,316,933
Tuition.	783,369	-	-	783,369
Charges for services	-	-	178,892	178,892
Earnings on investments	96,404	-	2,301	98,705
Extracurricular.	60,206	-	112,681	172,887
Classroom materials and fees	4,924	-	-	4,924
Other local revenues	10,118	-	64,700	74,818
Intergovernmental - state	8,800,387	-	253,805	9,054,192
Intergovernmental - federal	48,821	312,130	829,806	1,190,757
Total revenues	<u>12,785,437</u>	<u>312,130</u>	<u>1,777,910</u>	<u>14,875,477</u>
Expenditures:				
Current:				
Instruction:				
Regular.	4,896,699	1,325,295	90,400	6,312,394
Special	885,609	652,400	264,815	1,802,824
Vocational	386,968	-	-	386,968
Other	105,685	-	-	105,685
Support services:				
Pupil	684,955	-	401	685,356
Instructional staff	334,904	19,019	5,400	359,323
Board of education	22,501	-	-	22,501
Administration	756,709	178,988	17,399	953,096
Fiscal	439,333	-	10,133	449,466
Business.	30,973	-	-	30,973
Operations and maintenance	1,605,328	-	64,442	1,669,770
Pupil transportation	839,419	-	-	839,419
Central	6,394	-	-	6,394
Operation of non-instructional services:				
Food service operations.	-	-	728,120	728,120
Extracurricular activities	393,787	-	114,585	508,372
Debt service:				
Principal retirement.	78,202	-	27,970	106,172
Interest and fiscal charges	28,484	-	23,368	51,852
Accretion on capital appreciation bonds.	-	-	247,030	247,030
Total expenditures	<u>11,495,950</u>	<u>2,175,702</u>	<u>1,594,063</u>	<u>15,265,715</u>
Excess (deficiency) of revenues over (under) expenditures	<u>1,289,487</u>	<u>(1,863,572)</u>	<u>183,847</u>	<u>(390,238)</u>
Other financing sources (uses):				
Transfers in	-	1,850,575	-	1,850,575
Transfers (out).	<u>(1,850,575)</u>	<u>-</u>	<u>-</u>	<u>(1,850,575)</u>
Total other financing sources (uses)	<u>(1,850,575)</u>	<u>1,850,575</u>	<u>-</u>	<u>-</u>
Net change in fund balances	(561,088)	(12,997)	183,847	(390,238)
Fund balances (deficit) at beginning of year.	<u>6,079,459</u>	<u>(356,726)</u>	<u>509,234</u>	<u>6,231,967</u>
Fund balances (deficit) at end of year	<u>\$ 5,518,371</u>	<u>\$ (369,723)</u>	<u>\$ 693,081</u>	<u>\$ 5,841,729</u>

SEE ACCOMPANYING NOTES TO THE BASIC FINANCIAL STATEMENTS

**RIDGEWOOD LOCAL SCHOOL DISTRICT
COSHOCOTON COUNTY, OHIO**

RECONCILIATION OF THE STATEMENT OF REVENUES, EXPENDITURES
AND CHANGES IN FUND BALANCES OF GOVERNMENTAL FUNDS
TO THE STATEMENT OF ACTIVITIES
FOR THE FISCAL YEAR ENDED JUNE 30, 2019

Net change in fund balances - total governmental funds	\$	(390,238)
<i>Amounts reported for governmental activities in the statement of activities are different because:</i>		
Governmental funds report capital outlays as expenditures. However, in the statement of activities, the cost of those assets is allocated over their estimated useful lives as depreciation expense.		
Capital asset additions	\$ 439,323	
Current year depreciation	<u>(766,312)</u>	
Total		(326,989)
Revenues in the statement of activities that do not provide current financial resources are not reported as revenues in the funds.		
Property taxes	(4,512)	
Intergovernmental	(5,987)	
Earnings on investments	<u>1,132</u>	
Total		(9,367)
Repayment of bond and capital lease principal is an expenditure in the governmental funds, but the repayment reduces long-term liabilities on the statement of net position.		
Bonds	82,970	
Capital leases	23,202	
Accreted interest on capital appreciation bonds	<u>247,030</u>	
Total		353,202
In the statement of activities, interest is accrued on outstanding bonds, whereas in governmental funds, an interest expenditure is reported when due. The following items resulted in additional interest being reported in the statement of activities:		
Decrease in accrued interest payable	161	
Accreted interest on capital appreciation bonds	<u>(20,396)</u>	
Total		(20,235)
Contractually required pension contributions are reported as expenditures in governmental funds; however, the statement of activities reports these amounts as deferred outflows of resources.		
		1,074,071
Except for amounts reported as deferred inflows/outflows of resources, changes in the net pension liability are reported as pension expense in the statement of activities.		
		(1,510,568)
Contractually required OPEB contributions are reported as expenditures in governmental funds; however, the statement of activities reports these amounts as deferred outflows.		
		43,351
Except for amounts reported as deferred inflows/outflows, changes in the net OPEB liability/asset are reported as OPEB expense in the statement of activities.		
		1,621,182
Some expenses reported in the statement of activities, such as compensated absences, do not require the use of current financial resources and therefore are not reported as expenditures in governmental funds.		
		(73,533)
An internal service fund used by management to charge the costs of insurance to individual funds is not reported in the district-wide statement of activities. Governmental fund expenditures and the related internal service fund revenues are eliminated. The net revenue (expense) of the internal service fund is allocated among the governmental activities.		
		<u>(10,106)</u>
Change in net position of governmental activities	\$	<u>750,770</u>

SEE ACCOMPANYING NOTES TO THE BASIC FINANCIAL STATEMENTS

**RIDGEWOOD LOCAL SCHOOL DISTRICT
COSHOCOTON COUNTY, OHIO**

STATEMENT OF REVENUES, EXPENDITURES AND CHANGES IN
FUND BALANCE - BUDGET AND ACTUAL (NON-GAAP BUDGETARY BASIS)
GENERAL FUND
FOR THE FISCAL YEAR ENDED JUNE 30, 2019

	<u>Budgeted Amounts</u>			Variance with Final Budget Positive (Negative)
	<u>Original</u>	<u>Final</u>	<u>Actual</u>	
Revenues:				
From local sources:				
Property taxes	\$ 3,146,555	\$ 3,252,246	\$ 3,257,528	\$ 5,282
Tuition	756,682	783,369	783,369	-
Earnings on investments	80,949	83,804	83,804	-
Classroom materials and fees	1,374	1,422	1,422	-
Other local revenues	6,497	6,726	6,725	(1)
Intergovernmental - state	8,500,652	8,800,449	8,800,450	1
Intergovernmental - federal	33,312	34,487	34,487	-
Total revenues	<u>12,526,021</u>	<u>12,962,503</u>	<u>12,967,785</u>	<u>5,282</u>
Expenditures:				
Current:				
Instruction:				
Regular	4,654,977	4,914,872	4,804,969	109,903
Special	847,855	875,133	877,193	(2,060)
Vocational	367,825	379,659	382,598	(2,939)
Other	101,918	105,197	105,197	-
Support services:				
Pupil	658,774	679,969	680,068	(99)
Instructional staff	322,981	333,372	333,422	(50)
Board of education	21,757	22,457	22,457	-
Administration	738,368	762,123	769,815	(7,692)
Fiscal	425,962	439,666	439,666	-
Business	30,008	30,973	30,973	-
Operations and maintenance	1,533,699	1,565,483	1,637,611	(72,128)
Pupil transportation	724,806	748,125	750,775	(2,650)
Central	6,195	6,394	6,394	-
Extracurricular activities	326,724	337,236	338,258	(1,022)
Debt service:				
Principal	53,286	64,213	55,000	9,213
Interest and fiscal charges	21,777	40,424	22,478	17,946
Total expenditures	<u>10,836,912</u>	<u>11,305,296</u>	<u>11,256,874</u>	<u>48,422</u>
Excess of revenues over expenditures	1,689,109	1,657,207	1,710,911	53,704
Other financing sources (uses):				
Refund of prior year's expenditures	43,394	44,924	44,924	-
Transfers (out)	(1,841,334)	(1,900,575)	(1,900,575)	-
Advances in	4,695	4,861	4,861	-
Total other financing sources (uses)	<u>(1,793,245)</u>	<u>(1,850,790)</u>	<u>(1,850,790)</u>	<u>-</u>
Net change in fund balance	(104,136)	(193,583)	(139,879)	53,704
Fund balance at beginning of year	6,469,745	6,469,745	6,469,745	-
Prior year encumbrances appropriated	104,135	104,135	104,135	-
Fund balance at end of year	<u>\$ 6,469,744</u>	<u>\$ 6,380,297</u>	<u>\$ 6,434,001</u>	<u>\$ 53,704</u>

SEE ACCOMPANYING NOTES TO THE BASIC FINANCIAL STATEMENTS

**RIDGEWOOD LOCAL SCHOOL DISTRICT
COSHOCKTON COUNTY, OHIO**

STATEMENT OF REVENUES, EXPENDITURES AND CHANGES IN
FUND BALANCE - BUDGET AND ACTUAL (NON-GAAP BUDGETARY BASIS)
SCHOOLWIDE BUILDING PROGRAM FUND
FOR THE FISCAL YEAR ENDED JUNE 30, 2019

	<u>Budgeted Amounts</u>			Variance with Final Budget Positive (Negative)
	<u>Original</u>	<u>Final</u>	<u>Actual</u>	
Expenditures:				
Current:				
Instruction:				
Regular	\$ 1,286,599	\$ 1,299,963	\$ 1,301,291	\$ (1,328)
Special	642,516	649,190	649,853	(663)
Support Services:				
Instructional staff	22,440	22,673	22,696	(23)
Administration	178,926	180,784	180,969	(185)
Total expenditures	<u>2,130,481</u>	<u>2,152,610</u>	<u>2,154,809</u>	<u>(2,199)</u>
Excess of expenditures over revenues	<u>(2,130,481)</u>	<u>(2,152,610)</u>	<u>(2,154,809)</u>	<u>(2,199)</u>
Other financing sources:				
Transfers in	2,129,116	2,162,705	2,162,705	-
Total other financing sources	<u>2,129,116</u>	<u>2,162,705</u>	<u>2,162,705</u>	<u>-</u>
Net change in fund balance.	(1,365)	10,095	7,896	(2,199)
Fund balance at beginning of year	51,575	51,575	51,575	-
Prior year encumbrances appropriated	1,365	1,365	1,365	-
Fund balance at end of year	<u>\$ 51,575</u>	<u>\$ 63,035</u>	<u>\$ 60,836</u>	<u>\$ (2,199)</u>

SEE ACCOMPANYING NOTES TO THE BASIC FINANCIAL STATEMENTS

**RIDGEWOOD LOCAL SCHOOL DISTRICT
COSHOCKTON COUNTY, OHIO**

STATEMENT OF NET POSITION
PROPRIETARY FUND
JUNE 30, 2019

	<u>Governmental Activities - Internal Service Fund</u>
Assets:	
Current assets:	
Equity in pooled cash and cash equivalents	\$ 514,405
Total assets.	<u>514,405</u>
Liabilities:	
Current liabilities:	
Claims payable	<u>6,110</u>
Total liabilities	<u>6,110</u>
Net position:	
Unrestricted.	<u>508,295</u>
Total net position	<u>\$ 508,295</u>

SEE ACCOMPANYING NOTES TO THE BASIC FINANCIAL STATEMENTS

**RIDGEWOOD LOCAL SCHOOL DISTRICT
COSHOCKTON COUNTY, OHIO**

STATEMENT OF REVENUES, EXPENSES AND
CHANGES IN NET POSITION
PROPRIETARY FUND
FOR THE FISCAL YEAR ENDED JUNE 30, 2019

	Governmental Activities - Internal Service Fund
Operating revenues:	
Interfund services provided	\$ 86,228
Total operating revenues	86,228
 Operating expenses:	
Purchased services.	1,249
Claims	95,085
Total operating expenses.	96,334
Change in net position	(10,106)
Net position at beginning of year.	518,401
Net position at end of year	\$ 508,295

SEE ACCOMPANYING NOTES TO THE BASIC FINANCIAL STATEMENTS

**RIDGEWOOD LOCAL SCHOOL DISTRICT
COSHOCKTON COUNTY, OHIO**

STATEMENT OF CASH FLOWS
PROPRIETARY FUND
FOR THE FISCAL YEAR ENDED JUNE 30, 2019

	Governmental Activities - Internal Service Fund
Cash flows from operating activities:	
Cash received from interfund services provided	\$ 86,228
Cash payments for contractual services	(1,363)
Cash payments for claims	<u>(93,716)</u>
Net cash used in operating activities	<u>(8,851)</u>
Net decrease in cash and cash equivalents	(8,851)
Cash and cash equivalents at beginning of year . . .	<u>523,256</u>
Cash and cash equivalents at end of year	<u><u>\$ 514,405</u></u>
Reconciliation of operating loss to net cash used in operating activities:	
Operating loss.	\$ (10,106)
Changes in assets and liabilities:	
Decrease in accounts payable.	(114)
Increase in claims payable	<u>1,369</u>
Net cash used in operating activities.	<u><u>\$ (8,851)</u></u>

SEE ACCOMPANYING NOTES TO THE BASIC FINANCIAL STATEMENTS

**RIDGEWOOD LOCAL SCHOOL DISTRICT
COSHOCOTON COUNTY, OHIO**

STATEMENT OF FIDUCIARY ASSETS AND LIABILITIES
FIDUCIARY FUND
JUNE 30, 2019

	Agency
Assets:	
Equity in pooled cash and cash equivalents	\$ 49,055
Total assets.	\$ 49,055
Liabilities:	
Accounts payable.	\$ 285
Due to students	48,770
Total liabilities	\$ 49,055

SEE ACCOMPANYING NOTES TO THE BASIC FINANCIAL STATEMENTS

**RIDGEWOOD LOCAL SCHOOL DISTRICT
COSHOCOTON COUNTY, OHIO**

NOTES TO THE BASIC FINANCIAL STATEMENTS
FOR THE FISCAL YEAR ENDED JUNE 30, 2019

NOTE 1 - DESCRIPTION OF SCHOOL DISTRICT

Ridgewood Local School District (the "District") was established for the purposes of exercising the rights and privileges conveyed to it by the constitution and laws of the State of Ohio.

The District is a local school district as defined by Section 3311.03 of the Ohio Revised Code. The District operates under a locally-elected Board form of government consisting of five members elected at-large for staggered four year terms. The District provides educational services as authorized by State statute and/or Federal guidelines. It is staffed by 68 non-certified employees and 90 certified personnel who provide services to 1,278 students and other community members.

NOTE 2 - SUMMARY OF SIGNIFICANT ACCOUNTING POLICIES

The basic financial statements of the District have been prepared in conformity with accounting principles generally accepted in the United States of America (GAAP) as applied to governmental units. The Governmental Accounting Standards Board (GASB) is the accepted standard-setting body for establishing governmental accounting and financial reporting principles. The District's significant accounting policies are described below.

A. Reporting Entity

The reporting entity has been defined in accordance with GASB Statement No. 14, "The Financial Reporting Entity" as amended by GASB Statement No. 39, "Determining Whether Certain Organizations Are Component Units" and GASB Statement No. 61, "The Financial Reporting Entity: Omnibus an Amendment of GASB Statements No. 14 and No. 34". The reporting entity is composed of the primary government and component units. The primary government consists of all funds, departments, boards and agencies that are not legally separate from the District. For the District, this includes general operations, food service, and student related activities of the District.

Component units are legally separate organizations for which the District is financially accountable. The District is financially accountable for an organization if the District appoints a voting majority of the organization's Governing Board and (1) the District is able to significantly influence the programs or services performed or provided by the organization; or (2) the District is legally entitled to or can otherwise access the organization's resources; or (3) the District is legally obligated or has otherwise assumed the responsibility to finance the deficits of, or provide financial support to, the organization; or (4) the District is obligated for the debt of the organization. Component units may also include organizations that are fiscally dependent on the District in that the District approves the budget, the issuance of debt or the levying of taxes. Certain organizations are also included as component units if the nature and significance of the relationship between the primary government and the organization is such that exclusion by the primary government would render the primary government's financial statements incomplete or misleading. Based upon the application of these criteria, the District has no component units. The basic financial statements of the reporting entity include only those of the District (the primary government).

**RIDGEWOOD LOCAL SCHOOL DISTRICT
COSHOCOTON COUNTY, OHIO**

NOTES TO THE BASIC FINANCIAL STATEMENTS
FOR THE FISCAL YEAR ENDED JUNE 30, 2019

NOTE 2 - SUMMARY OF SIGNIFICANT ACCOUNTING POLICIES - (Continued)

The following organizations are described due to their relationship to the District:

JOINTLY GOVERNED ORGANIZATIONS

Ohio Mid-Eastern Regional Education Service Agency (OME-RESA)

OME-RESA is a computer service organization whose primary function is to provide information technology services to its member districts with the major emphasis being placed on accounting, payroll and inventory control services. Other areas of service provided by OME-RESA include pupil scheduling, attendance and grade reporting, career guidance services, special education records and test scoring.

OME-RESA is one of 18 regional service organizations serving over 600 public districts in the State of Ohio that make up the Ohio Educational Computer Network (OECN). These service organizations are known as Data Acquisition Sites. The OECN is a collective group of Data Acquisition Sites, authorized pursuant to Section 3301.075 of the Ohio Revised Code, and their member districts. Such sites, in conjunction with the Ohio Department of Education (ODE), comprise a statewide delivery system to provide comprehensive, cost-efficient accounting and other administrative and instructional computer services for participating Ohio districts.

Major funding for this network is derived from the State of Ohio. In addition, a majority of the software utilized by the OME-RESA is developed by the ODE.

OME-RESA is owned and operated by 43 member districts in 11 different Ohio counties. The member districts are comprised of public districts and educational service centers. Each member district pays an annual fee for services provided by OME-RESA. OME-RESA is governed by a Board of Directors, which is selected by the member districts. Each member district has one vote in all matters and each member district's control over budgeting and financing of OME-RESA is limited to its voting authority and any representation it may have on the Board of Directors. During fiscal year 2019, \$76,591 was paid to OME-RESA by the District for various services.

OME-RESA is located at 2230 Sunset Blvd., Steubenville, Ohio 43952. The Jefferson County Educational Service Center is one of OME-RESA's member districts, and acts in the capacity of fiscal agent for OME-RESA.

Coshocton County Career Center

The Coshocton County Career Center (the "Career Center") is a distinct political subdivision of the State of Ohio operated under the direction of a Board consisting of one representative from each of the participating school district's elected Boards, which possesses its own budgeting and taxing authority. The Board controls the financial activity of the Career Center. The Career Center receives no direct funding from the member school districts. The continued existence of the Career Center is not dependent on the Ridgewood Local School District's continued participation. During fiscal year 2019, the District did not pay the Career Center by the District for various services.

**RIDGEWOOD LOCAL SCHOOL DISTRICT
COSHOCTON COUNTY, OHIO**

NOTES TO THE BASIC FINANCIAL STATEMENTS
FOR THE FISCAL YEAR ENDED JUNE 30, 2019

NOTE 2 - SUMMARY OF SIGNIFICANT ACCOUNTING POLICIES - (Continued)

PUBLIC ENTITY RISK POOL

Ohio Association of School Business Officials Worker's Compensation Group

The District participates in the Ohio Association of School Business Officials (OASBO) Workers' Compensation Group Rating Plan (GRP). The GRP is sponsored by OASBO and administered by Sheakley UniService, Inc. The intent of the GRP is to achieve the benefit of a reduced premium for the District by virtue of its grouping and representation with other participants in the GRP. The District pays a fee to the GRP to cover the costs of administering the program.

B. Fund Accounting

The District uses funds to maintain its financial records during the fiscal year. A fund is defined as a fiscal and accounting entity with a self balancing set of accounts. There are three categories of funds: governmental, proprietary and fiduciary.

GOVERNMENTAL FUNDS

Governmental funds are those through which most governmental functions typically are financed. Governmental fund reporting focuses on the sources, uses and balances of current financial resources. Expendable assets are assigned to the various governmental funds according to the purposes for which they may or must be used. Current liabilities are assigned to the fund from which they will be paid. The difference between governmental fund assets and liabilities and deferred inflows of resources is reported as fund balance. The following are the District's major governmental funds:

General fund - The general fund is used to account for and report all financial resources not accounted for and reported in another fund. The general fund balance is available for any purpose provided it is expended or transferred according to the general laws of Ohio.

Schoolwide building program fund - This fund allows for the pooling of Federal, State and local funds to be used to upgrade the overall instructional program of a school building where at least 40 percent of children are from low-income families.

Other governmental funds of the District are used to account for (a) financial resources that are restricted, committed, or assigned to expenditures for capital outlays including the acquisition or construction of capital facilities and other capital assets, (b) specific revenue sources that are restricted or committed to an expenditure for specified purposes other than debt service or capital projects and (c) financial resources that are restricted, committed, or assigned to expenditures for principal and interest.

PROPRIETARY FUNDS

Proprietary funds are used to account for the District's ongoing activities which are similar to those often found in the private sector. The District has no enterprise funds. The following is a description of the District's internal service fund:

**RIDGEWOOD LOCAL SCHOOL DISTRICT
COSHOCTON COUNTY, OHIO**

NOTES TO THE BASIC FINANCIAL STATEMENTS
FOR THE FISCAL YEAR ENDED JUNE 30, 2019

NOTE 2 - SUMMARY OF SIGNIFICANT ACCOUNTING POLICIES - (Continued)

Internal service fund - The internal service fund is used to account for the financing of goods or services provided by one department or agency to other departments or agencies of the District, or to other governments, on a cost-reimbursement basis. The District's internal service fund accounts for a self-insurance program which provides dental benefits to employees.

FIDUCIARY FUNDS

Fiduciary fund reporting focuses on net position and changes in net position. The fiduciary fund category is split into four classifications: pension trust funds, investment trust funds, private-purpose trust funds and agency funds. Trust funds are used to account for assets held by the District under a trust agreement for individuals, private organizations, or other governments and are therefore not available to support the District's own programs. The District has no trust funds. Agency funds are custodial in nature (assets equal liabilities) and do not involve measurement of results of operations. The District's agency funds account for student activities and OHSAA tournament money.

C. Basis of Presentation and Measurement Focus

Government-Wide Financial Statements - The statement of net position and the statement of activities display information about the District as a whole. These statements include the financial activities of the primary government, except for fiduciary funds. Internal service fund operating activity is eliminated to avoid overstatement of revenues and expenses.

The government-wide statement of activities presents a comparison between direct expenses and program revenues for each function or program of the governmental activities of the District. Direct expenses are those that are specifically associated with a service, program or department and therefore clearly identifiable to a particular function. Program revenues include amounts paid by the recipient of goods or services offered by the program and grants and contributions that are restricted to meeting the operational or capital requirements of a particular program. Revenues not classified as program revenues are presented as general revenues of the District.

The government-wide financial statements are prepared using the economic resources measurement focus. All assets and deferred outflows of resources and all liabilities and deferred inflows of resources associated with the operation of the District are included on the statement of net position.

Fund Financial Statements - Fund financial statements report detailed information about the District. The focus of governmental fund financial statements is on major funds rather than reporting funds by type. Each major fund is presented in a separate column, and all nonmajor funds are aggregated into one column. The internal service fund is presented in a single column on the face of the proprietary fund statements. Fiduciary funds are reported by fund type.

**RIDGEWOOD LOCAL SCHOOL DISTRICT
COSHOCTON COUNTY, OHIO**

NOTES TO THE BASIC FINANCIAL STATEMENTS
FOR THE FISCAL YEAR ENDED JUNE 30, 2019

NOTE 2 - SUMMARY OF SIGNIFICANT ACCOUNTING POLICIES - (Continued)

All governmental funds are accounted for using a flow of current financial resources measurement focus. With this measurement focus, only current assets and deferred outflows of resources and current liabilities and deferred inflows of resources generally are included on the balance sheet. The statement of revenues, expenditures and changes in fund balances reports on the sources (i.e., revenues and other financing sources) and uses (i.e., expenditures and other financing uses) of current financial resources. This approach differs from the manner in which the governmental activities of the government-wide financial statements are prepared. Governmental fund financial statements therefore include a reconciliation with brief explanations to better identify the relationship between the government-wide statements and the statements for governmental funds.

Like the government-wide statements, the internal service fund is accounted for on a flow of economic resources measurement focus. All assets, deferred outflows, liabilities, and deferred inflows associated with the operation of this fund are included on the statement of fund net position. The statement of revenues, expenses and changes in net position presents increases (i.e., revenues) and decreases (i.e., expenses) in net position. The statement of cash flows provides information about how the District finances and meets the cash flow needs of its proprietary activity.

Proprietary funds distinguish operating revenues and expenses from nonoperating items. Operating revenues and expenses generally result from providing services and producing and delivering goods in connection with a proprietary fund's principal ongoing operation. The principal operating revenue of the District's internal service fund is charges for services. Operating expenses for the internal service fund includes claims and purchased services. All revenues and expenses not meeting this definition are reported as nonoperating revenues and expenses.

Agency funds do not report a measurement focus as they do not report operations.

D. Basis of Accounting

Basis of accounting determines when transactions are recorded in the financial records and reported on the financial statements. Government-wide financial statements are prepared using the accrual basis of accounting. Governmental funds use the modified accrual basis of accounting. Proprietary and fiduciary funds also use the accrual basis of accounting.

Revenues - Exchange and Nonexchange Transactions - Revenue resulting from exchange transactions, in which each party gives and receives essentially equal value, is recorded on the accrual basis when the exchange takes place. On a modified accrual basis, revenue is recorded in the fiscal year in which the resources are measurable and become available. Available means that the resources will be collected within the current fiscal year or are expected to be collected soon enough thereafter to be used to pay liabilities of the current fiscal year. For the District, available means expected to be received within sixty days of fiscal year end.

Nonexchange transactions, in which the District receives value without directly giving equal value in return, include property taxes, grants, entitlements and donations. On an accrual basis, revenue from property taxes is recognized in the fiscal year for which the taxes are levied (see Note 6).

**RIDGEWOOD LOCAL SCHOOL DISTRICT
COSHOCTON COUNTY, OHIO**

NOTES TO THE BASIC FINANCIAL STATEMENTS
FOR THE FISCAL YEAR ENDED JUNE 30, 2019

NOTE 2 - SUMMARY OF SIGNIFICANT ACCOUNTING POLICIES - (Continued)

Revenue from grants, entitlements and donations is recognized in the fiscal year in which all eligibility requirements have been satisfied. Eligibility requirements include timing requirements, which specify the fiscal year when the resources are required to be used or the fiscal year when use is first permitted, matching requirements, in which the District must provide local resources to be used for a specified purpose, and expenditure requirements, in which the resources are provided to the District on a reimbursement basis. On a modified accrual basis, revenue from nonexchange transactions must also be available before it can be recognized.

Under the modified accrual basis, the following revenue sources are considered to be both measurable and available at fiscal year end: property taxes available as an advance, interest, tuition, grants, student fees and rentals.

Deferred Outflows of Resources and Deferred Inflows of Resources - In addition to assets, the government-wide statement of net position will report a separate section for deferred outflows of resources. Deferred outflows of resources, represents a consumption of net position that applies to a future period and will not be recognized as an outflow of resources (expense/expenditure) until then. For the District, see Notes 13 and 14 for deferred outflows of resources related the District's net pension liability and net OPEB liability/asset, respectively.

In addition to liabilities, both the government-wide statement of net position and the governmental fund financial statements report a separate section for deferred inflows of resources. Deferred inflows of resources represent an acquisition of net position that applies to a future period and will not be recognized as an inflow of resources (revenue) until that time. For the District, deferred inflows of resources include property taxes and unavailable revenue. Property taxes represent the amounts for which there is an enforceable legal claim as of June 30, 2019, but which were levied to finance fiscal year 2020 operations. These amounts have been recorded as a deferred inflow of resources on both the government-wide statement of net position and the governmental fund financial statements. Unavailable revenue is reported only on the governmental funds balance sheet, and represents receivables which will not be collected within the available period. For the District unavailable revenue includes, but is not limited to, delinquent property taxes and intergovernmental grants. These amounts are deferred and recognized as an inflow of resources in the period the amounts become available.

For the District, see Notes 13 and 14 for deferred inflows of resources related to the District's net pension liability and net OPEB liability/asset, respectively. This deferred inflow of resources is only reported on the government-wide statement of net position.

Expenses/Expenditures - On the accrual basis of accounting, expenses are recognized at the time they are incurred. The entitlement value of donated commodities used during the fiscal year is reported in the statement of revenues, expenditures and changes in fund balances as an expenditure with a like amount reported as intergovernmental revenue.

The measurement focus of governmental fund accounting is on decreases in net financial resources (expenditures) rather than expenses. Expenditures are generally recognized in the accounting period in which the related fund liability is incurred, if measurable. Allocations of cost, such as depreciation and amortization, are not recognized in governmental funds.

**RIDGEWOOD LOCAL SCHOOL DISTRICT
COSHOCTON COUNTY, OHIO**

NOTES TO THE BASIC FINANCIAL STATEMENTS
FOR THE FISCAL YEAR ENDED JUNE 30, 2019

NOTE 2 - SUMMARY OF SIGNIFICANT ACCOUNTING POLICIES - (Continued)

E. Budgetary Process

The budgetary process is prescribed by provisions of the Ohio Revised Code and entails the preparation of budgetary documents within an established timetable. The major documents prepared are the tax budget, the certificate of estimated resources, and the appropriation resolution, all of which are prepared on the budgetary basis of accounting. The certificate of estimated resources and the appropriation resolution are subject to amendment throughout the fiscal year with the legal restriction that appropriations cannot exceed estimated resources, as certified.

All funds, other than agency funds, are legally required to be budgeted and appropriated. The major documents prepared are the tax budget, the appropriation resolution and the certificate of estimated resources, which are prepared on the budgetary basis of accounting. The tax budget demonstrates a need for existing or increased tax rates. The certificate of estimated resources establishes a limit on the amounts that the Board of Education may appropriate. The appropriation resolution is the Board of Education's authorization to spend resources and sets annual limits on expenditures plus encumbrances at a level of control set by the Board. The legal level of control has been established by the Board of Education at the fund level. The District Treasurer has been authorized to allocate Board appropriations to the function and object level within each fund. Although the legal level of control was established at the fund level of expenditures, the District has elected to present the budgetary statement comparisons for the general fund and schoolwide building program fund at the fund and function level of expenditures.

The certificate of estimated resources may be amended during the year if projected increases or decreases in revenue are identified by the District Treasurer. The amounts reported as the original budgeted amounts in the budgetary statements reflect the amounts in the certificate when the original appropriations were adopted. The amounts reported as the final budgeted amounts in the budgetary statements reflect the amounts in the final certificate of estimated resources issued during fiscal year 2019.

The appropriation resolution is subject to amendment by the Board of Education throughout the fiscal year with the restriction that appropriations may not exceed estimated resources. The amounts reported as original budgeted amounts reflect the first appropriation for that fund that covered the entire fiscal year, including amounts automatically carried over from prior years. The amounts reported as the final budgeted amounts represent the final appropriation amounts passed by the Board during fiscal year 2019.

F. Cash and Investments

To improve cash management, cash received by the District is pooled. Monies for all funds, including proprietary funds, are maintained in this pool. Individual fund integrity is maintained through the District's records. Each fund's interest in the pool is presented as "equity in pooled cash and cash equivalents" on the basic financial statements.

During fiscal year 2019, investments consisted of federal agency securities, U.S. Treasury Bills and U.S. Government money market mutual fund. Except for nonparticipating investment contracts, investments are reported at fair value, which is based on quoted market prices. Nonparticipating investment contracts, such as certificates of deposit, are reported at cost.

**RIDGEWOOD LOCAL SCHOOL DISTRICT
COSHOCTON COUNTY, OHIO**

NOTES TO THE BASIC FINANCIAL STATEMENTS
FOR THE FISCAL YEAR ENDED JUNE 30, 2019

NOTE 2 - SUMMARY OF SIGNIFICANT ACCOUNTING POLICIES - (Continued)

Under existing Ohio statutes all investment earnings are assigned to the general fund unless statutorily required to be credited to a specific fund. Interest revenue credited to the general fund during fiscal year 2019 amounted to \$96,404, which includes \$13,550 assigned from other funds.

For presentation on the basic financial statements, investments of the cash management pool and investments with original maturities of three months or less at the time they are purchased by the District are considered to be cash equivalents. Investments with an initial maturity of more than three months are reported as investments.

An analysis of the District's investment account at fiscal year end is provided in Note 4.

G. Inventory

On government-wide and fund financial statements, purchased inventories are presented at the lower of cost or market and donated commodities are presented at their entitlement value. Inventories are reported on a first-in, first-out basis and are expensed when used. Inventories are accounted for using the consumption method.

Inventory consists of expendable supplies held for consumption, donated food and purchased food.

H. Capital Assets

General capital assets generally result from expenditures in the governmental funds. These assets are reported in the governmental activities column of the government-wide statement of net position, but are not reported in the fund financial statements.

All capital assets are capitalized at cost (or estimated historical cost) and updated for additions and retirements during the fiscal year. Donated capital assets are recorded at their acquisition values as of the date received. The District maintains a capitalization threshold of \$5,000. Improvements are capitalized; the costs of normal maintenance and repairs that do not add to the value of the asset or materially extend an asset's life are not.

All reported capital assets, except land, and construction in progress are depreciated. Improvements are depreciated over the remaining useful lives of the related capital assets. Depreciation is computed using the straight-line method over the following useful lives:

<u>Description</u>	<u>Governmental Activities Estimated Lives</u>
Land improvements	20 years
Buildings and improvements	5 to 50 years
Furniture and equipment	5 to 20 years
Vehicles	8 years

**RIDGEWOOD LOCAL SCHOOL DISTRICT
COSHOCOTON COUNTY, OHIO**

NOTES TO THE BASIC FINANCIAL STATEMENTS
FOR THE FISCAL YEAR ENDED JUNE 30, 2019

NOTE 2 - SUMMARY OF SIGNIFICANT ACCOUNTING POLICIES - (Continued)

I. Compensated Absences

GASB Statement No. 16, “Accounting for Compensated Absences”, specifies the method used to accrue liabilities for leave benefits. Vacation benefits are accrued as a liability as the benefits are earned if the employees’ rights to receive compensation are attributable to services already rendered and it is probable that the District will compensate the employees for the benefits through paid time off or some other means.

Sick leave benefits are accrued as a liability using the termination method. An accrual for earned sick leave is made to the extent that is probable that benefits will result in termination (severance) payments. The liability is an estimate based on the District’s past experience of making termination (severance) payments.

The total liability for vacation and sick leave has been calculated using pay rates in effect at June 30, 2019 and reduced to the maximum payment allowed by labor contract and/or statute, plus any additional salary related payments.

The entire compensated absences liability is reported on the government-wide financial statements.

For governmental fund financial statements, compensated absences are recognized as liabilities and expenditures as payments come due each period upon the occurrence of employee resignations and retirements.

J. Interfund Balances

On the fund financial statements, receivables and payables resulting from short-term interfund loans are classified as “interfund loans receivable/payable”. These amounts are eliminated in the governmental activities column on the statement of net position. The District had no interfund loans outstanding at June 30, 2019.

K. Accrued Liabilities and Long-Term Obligations

All payables, accrued liabilities and long-term obligations are reported in the government-wide financial statements, and all payables, accrued liabilities and long-term obligations payable from the internal service fund are reported on the proprietary fund financial statements.

In general, governmental fund payables and accrued liabilities that, once incurred, are paid in a timely manner and in full from current financial resources, are reported as obligations of the funds. However, claims and judgments, compensated absences, net pension liability and net OPEB liability that will be paid from governmental funds are reported as a liability in the fund financial statements only to the extent that they are due for payment during the current year. Bonds and leases are recognized as a liability on the fund financial statements when due. Net pension/OPEB liability should be recognized in the governmental funds to the extent that benefit payments are due and payable and the pension/OPEB plan’s fiduciary net position is not sufficient for payment of those benefits.

**RIDGEWOOD LOCAL SCHOOL DISTRICT
COSHOCKTON COUNTY, OHIO**

NOTES TO THE BASIC FINANCIAL STATEMENTS
FOR THE FISCAL YEAR ENDED JUNE 30, 2019

NOTE 2 - SUMMARY OF SIGNIFICANT ACCOUNTING POLICIES - (Continued)

L. Fund Balance

Fund balance is divided into five classifications based primarily on the extent to which the District is bound to observe constraints imposed upon the use of the resources in the governmental funds. The classifications are as follows:

Nonspendable - The nonspendable fund balance classification includes amounts that cannot be spent because they are not in spendable form or legally required to be maintained intact. The “not in spendable form” criterion includes items that are not expected to be converted to cash.

Restricted - Fund balance is reported as restricted when constraints are placed on the use of resources that are either externally imposed by creditors (such as through debt covenants), grantors, contributors, or laws or regulations of other governments, or imposed by law through constitutional provisions or enabling legislation.

Committed - The committed fund balance classification includes amounts that can be used only for the specific purposes imposed by a formal action (resolution) of the District Board of Education (the highest level of decision making authority). Those committed amounts cannot be used for any other purpose unless the District Board of Education removes or changes the specified use by taking the same type of action (resolution) it employed to previously commit those amounts. Committed fund balance also incorporates contractual obligations to the extent that existing resources in the fund have been specifically committed for use in satisfying those contractual requirements.

Assigned - Amounts in the assigned fund balance classification are intended to be used by the District for specific purposes but do not meet the criteria to be classified as restricted nor committed. In governmental funds other than the general fund, assigned fund balance represents the remaining amount that is not restricted or committed. In the general fund, assigned amounts represent intended uses established by policies of the District Board of Education, which includes giving the Treasurer the authority to constrain monies for intended purposes.

Unassigned - Unassigned fund balance is the residual classification for the general fund and includes all spendable amounts not contained in the other classifications. In other governmental funds, the unassigned classification is only used to report a deficit fund balance resulting from overspending for specific purposes for which amounts had been restricted, committed, or assigned.

The District applies restricted resources first when expenditures are incurred for purposes for which restricted and unrestricted (committed, assigned, and unassigned) fund balance is available. Similarly, within unrestricted fund balance, committed amounts are reduced first followed by assigned, and then unassigned amounts when expenditures are incurred for purposes for which amounts in any of the unrestricted fund balance classifications could be used.

**RIDGEWOOD LOCAL SCHOOL DISTRICT
COSHOCTON COUNTY, OHIO**

NOTES TO THE BASIC FINANCIAL STATEMENTS
FOR THE FISCAL YEAR ENDED JUNE 30, 2019

NOTE 2 - SUMMARY OF SIGNIFICANT ACCOUNTING POLICIES - (Continued)

M. Net Position

Net position represents the difference between assets and deferred outflows and liabilities and deferred inflows. The net position component “net investment in capital assets,” consists of capital assets, net of accumulated depreciation, reduced by the outstanding balances of any borrowing used for the acquisition, construction or improvement of those assets. Deferred outflows of resources and deferred inflows of resources that are attributable to the acquisition, construction or improvement of those assets or related debt also should be included in this component of net position. Net position is reported as restricted when there are limitations imposed on its use either through the enabling legislation adopted by the District or through external restrictions imposed by creditors, grantors or laws or regulations of other governments.

The District applies restricted resources first when an expense is incurred for purposes for which both restricted and unrestricted net position is available.

N. Prepayments

Certain payments to vendors reflect the costs applicable to future accounting periods and are recorded as prepaid items in both government-wide and fund financial statements. These items are reported as assets on the balance sheet using the consumption method. A current asset for the prepaid amounts is recorded at the time of the purchase and the expenditure/expense is reported in the fiscal year in which services are consumed.

O. Estimates

The preparation of the basic financial statements in conformity with GAAP requires management to make estimates and assumptions that affect the amounts reported in the basic financial statements and accompanying notes. Actual results may differ from those estimates.

P. Interfund Activity

Exchange transactions between funds are reported as revenues in the seller funds and as expenditures/expenses in the purchaser funds. Flows of cash or goods from one fund to another without a requirement for repayment are reported as interfund transfers. Interfund transfers are reported as other financing sources/uses in governmental funds and after nonoperating revenues/expenses in proprietary fund. Repayments from funds responsible for particular expenditures/expenses to the funds that initially paid for them are not presented on the basic financial statements.

Q. Pensions/Other Postemployment Benefits (OPEB)

For purposes of measuring the net pension/OPEB liability, net OPEB asset, deferred outflows of resources and deferred inflows of resources related pensions/OPEB, and pension/OPEB expense, information about the fiduciary net position of the pension/OPEB plans and additions to/deductions from their fiduciary net position have been determined on the same basis as they are reported by the pension/OPEB plan. For this purpose, benefit payments (including refunds of employee contributions) are recognized when due and payable in accordance with the benefit terms. The pension/OPEB plans report investments at fair value.

**RIDGEWOOD LOCAL SCHOOL DISTRICT
COSHOCTON COUNTY, OHIO**

NOTES TO THE BASIC FINANCIAL STATEMENTS
FOR THE FISCAL YEAR ENDED JUNE 30, 2019

NOTE 2 - SUMMARY OF SIGNIFICANT ACCOUNTING POLICIES - (Continued)

R. Extraordinary and Special Items

Extraordinary items are transactions or events that are both unusual in nature and infrequent in occurrence. Special items are transactions or events that are within the control of the Board of Education and that are either unusual in nature or infrequent in occurrence. The District did not have any extraordinary or special items during fiscal year 2019.

S. Fair Value

The District categorizes its fair value measurements within the fair value hierarchy established by generally accepted accounting principles. The hierarchy is based on the valuation inputs used to measure the fair value of the asset. Level 1 inputs are quoted prices in active markets for identical assets; Level 2 inputs are significant other observable inputs; Level 3 inputs are significant unobservable inputs.

NOTE 3 - ACCOUNTABILITY AND COMPLIANCE

A. Change in Accounting Principles

For fiscal year 2019, the District has implemented GASB Statement No. 83, "Certain Asset Retirement Obligations" and GASB Statement No. 88, "Certain Disclosures Related to Debt, Including Direct Borrowings and Direct Placements".

GASB Statement No. 83 addresses accounting and financial reporting for certain asset retirement obligations (AROs). An ARO is a legally enforceable liability associated with the retirement of a tangible capital asset. A government that has legal obligations to perform future asset retirement activities related to its tangible capital assets should recognize a liability. The implementation of GASB Statement No. 83 did not have an effect on the financial statements of the District.

GASB Statement No. 88 improves the information that is disclosed in notes to the basic financial statements related to debt, including direct borrowings and direct placements. It also clarifies which liabilities governments should include when disclosing information related to debt. The implementation of GASB Statement No. 88 did not have an effect on the financial statement of the District.

B. Deficit Fund Balances

Fund balances at June 30, 2019 included the following individual fund deficits:

<u>Major fund</u>	<u>Deficit</u>
Schoolwide Building Program	\$ 369,723
<u>Nonmajor funds</u>	<u>Deficit</u>
Public School Preschool	\$ 4,995
IDEA Part B	20,502

The general fund is liable for any deficit in these funds and provides transfers when cash is required, not when accruals occur. The deficit fund balances resulted from adjustments for accrued liabilities.

**RIDGEWOOD LOCAL SCHOOL DISTRICT
COSHOCTON COUNTY, OHIO**

NOTES TO THE BASIC FINANCIAL STATEMENTS
FOR THE FISCAL YEAR ENDED JUNE 30, 2019

NOTE 4 - DEPOSITS AND INVESTMENTS

State statutes classify monies held by the District into three categories.

Active deposits are public deposits necessary to meet current demands on the treasury. Such monies must be maintained either as cash in the District treasury, in commercial accounts payable or withdrawable on demand, including negotiable order of withdrawal (NOW) accounts, or in money market deposit accounts.

Inactive deposits are public deposits that the Board of Education has identified as not required for use within the current five-year period of designation of depositories. Inactive deposits must either be evidenced by certificates of deposit maturing not later than the end of the current period of designation of depositories, or by savings or deposit accounts including, but not limited to, passbook accounts.

Interim deposits are deposits of interim monies. Interim moneys are those monies which are not needed for immediate use, but which will be needed before the end of the current period of designation of depositories. Interim deposits must be evidenced by time certificates of deposit or by savings or deposit accounts including passbook accounts.

Interim monies may be deposited or invested in the following securities:

1. United States Treasury Notes, Bills, Bonds, or any other obligation or security issued by the United States Treasury or any other obligation guaranteed as to principal and interest by the United States;
2. Bonds, notes, debentures, or any other obligations or securities issued by any federal government agency or instrumentality, including, but not limited to, the Federal National Mortgage Association, Federal Home Loan Bank, Federal Farm Credit Bank, Federal Home Loan Mortgage Corporation, Government National Mortgage Association, and Student Loan Marketing Association. All federal agency securities shall be direct issuances of federal government agencies or instrumentalities;
3. Written repurchase agreements in the securities listed above provided that the fair value of the securities subject to the repurchase agreement must exceed the principal value of the agreement by at least two percent and be marked to market daily, and that the term of the agreement must not exceed thirty days;
4. Bonds and other obligations of the State of Ohio.
5. No-load money market mutual funds consisting exclusively of obligations described in items (1) and (2) above and repurchase agreements secured by such obligations, provided that investments in securities described in this division are made only through eligible institutions;
6. The State Treasury Asset Reserve of Ohio investment pool (STAR Ohio);
7. Certain banker's acceptance for a period not to exceed one-hundred-eighty days and commercial paper notes for a period not to exceed two-hundred-seventy days from the purchase date in an amount not to exceed forty percent of the interim monies available for investment at any one time; and,
8. Under limited circumstances, corporate debt interests rated in either of the two highest classifications by at least two nationally recognized rating agencies.

**RIDGEWOOD LOCAL SCHOOL DISTRICT
COSHOCKTON COUNTY, OHIO**

NOTES TO THE BASIC FINANCIAL STATEMENTS
FOR THE FISCAL YEAR ENDED JUNE 30, 2019

NOTE 4 - DEPOSITS AND INVESTMENTS - (Continued)

Protection of the District's deposits is provided by the Federal Deposit Insurance Corporation (FDIC), by eligible securities pledged by the financial institution as security for repayment, by surety company bonds deposited with the Treasurer by the financial institution or their financial institution through the Ohio Pooled Collateral System (OPCS).

Investments in stripped principal or interest obligations, reverse repurchase agreements and derivatives are prohibited. The issuance of taxable notes for the purpose of arbitrage, the use of leverage and short selling are also prohibited. An investment must mature within five years from the date of purchase unless matched to a specific obligation or debt of the District, and must be purchased with the expectation that it will be held to maturity. Investments may only be made through specified dealers and institutions. Payment for investments may be made only upon delivery of the securities representing the investments to the Treasurer or, if the securities are not represented by a certificate, upon receipt of confirmation of transfer from the custodian.

A. Deposits with Financial Institutions

At June 30, 2019, the carrying amount of all District deposits was \$6,716,115 and the bank balance of all District deposits was \$6,760,538. Of the bank balance, \$1,589 was exposed to custodial risk as discussed below because those deposits were uninsured and uncollateralized and \$2,592,100 was covered by the FDIC and \$4,166,849 was covered by the Ohio Pooled Collateral System.

Custodial credit risk is the risk that, in the event of bank failure, the District will not be able to recover deposits or collateral securities that are in the possession of an outside party. The District has no deposit policy for custodial credit risk beyond the requirements of State statute. Ohio law requires that deposits either be insured or protected by (1) eligible securities pledged to the District and deposited with a qualified trustee by the financial institution as security for repayment whose fair value at all times shall be at least 105 percent of the deposits being secured, or (2) participation in the Ohio Pooled Collateral System (OPCS), a collateral pool of eligible securities deposited with a qualified trustee and pledged to the Treasurer of State to secure the repayment of all public monies deposited in the financial institution. OPCS requires the total fair value of the securities pledged to be 102 percent of the deposits being secured or a rate set by the Treasurer of State. For fiscal year 2019, the District's financial institutions were approved for a collateral rate of 102 percent through the OPCS. Although all statutory requirements for the deposit of money had been followed, noncompliance with Federal requirements could potentially subject the District to a successful claim by the FDIC.

**RIDGEWOOD LOCAL SCHOOL DISTRICT
COSHOCTON COUNTY, OHIO**

NOTES TO THE BASIC FINANCIAL STATEMENTS
FOR THE FISCAL YEAR ENDED JUNE 30, 2019

NOTE 4 - DEPOSITS AND INVESTMENTS - (Continued)

B. Investments

As of June 30, 2019, the District had the following investments and maturities:

Measurement/Investment type	Measurement Value	Investment Maturities				
		6 months or less	7 to 12 months	13 to 18 months	19 to 24 months	Greater than 24 months
<i>Fair value:</i>						
FHLB	\$ 114,500	\$ -	\$ -	\$ -	\$ 114,500	\$ -
FFCB	160,185	-	-	-	-	160,185
FHLMC	490,882	109,760	-	-	100,000	281,122
FNMA	209,163	99,790	-	109,373	-	-
U.S. Treasury Bills	343,643	239,111	104,532	-	-	-
U.S. Govt Money Market	2,137	2,137	-	-	-	-
Total	<u>\$ 1,320,510</u>	<u>\$ 450,798</u>	<u>\$ 104,532</u>	<u>\$ 109,373</u>	<u>\$ 214,500</u>	<u>\$ 441,307</u>

The weighted average maturity of investments is 1.83 years.

The District's investments in U.S. government money market are valued using quoted market prices (Level 1 inputs). The District's investments in federal agency securities and U.S Treasury Bills are valued using quoted prices in markets that are not considered to be active, dealer quotations or alternative pricing sources for similar assets or liabilities for which all significant inputs are observable, either directly or indirectly (Level 2 inputs).

Interest Rate Risk: As a means of limiting its exposure to fair value losses arising from rising interest rates and according to State law, the District's investment policy limits investment portfolio maturities to five years or less.

Custodial Credit Risk: For an investment, custodial credit risk is the risk that, in the event of the failure of the counterparty, the District will not be able to recover the value of its investments or collateral securities that are in the possession of an outside party. The federal agency securities and U.S. Treasury Bills are exposed to custodial credit risk in that they are uninsured, unregistered and held by the counterparty's trust department or agent, but not in the District's name. The District has no investment policy dealing with investment custodial risk beyond the requirement in State statute that prohibits payment for investments prior to the delivery of the securities representing such investments to the Treasurer or qualified trustee.

Credit Risk: The District's investments in federal agency securities and U.S. Treasury bills were rated AA+ and Aaa by Standard & Poor's and Moody's Investor Services, respectively. The District's investment in U.S. Government money market funds was rated AAAM by Standard & Poor's. The District has no policy that would further limit its investment choices.

**RIDGEWOOD LOCAL SCHOOL DISTRICT
COSHOCOTON COUNTY, OHIO**

NOTES TO THE BASIC FINANCIAL STATEMENTS
FOR THE FISCAL YEAR ENDED JUNE 30, 2019

NOTE 4 - DEPOSITS AND INVESTMENTS - (Continued)

Concentration of Credit Risk: The District places no limit on the amount that may be invested in any one issuer. The following table includes the percentage of each investment type held by the District at June 30, 2019:

<u>Measurement/Investment type</u>	<u>Measurement Value</u>	<u>% of total</u>
<i>Fair value:</i>		
FHLB	\$ 114,500	8.67
FFCB	160,185	12.13
FHLMC	490,882	37.18
FNMA	209,163	15.84
U.S. Treasury Bills	343,643	26.02
U.S. Govt Money Market	<u>2,137</u>	<u>0.16</u>
Total	<u>\$ 1,320,510</u>	<u>100.00</u>

C. Reconciliation of Cash and Investments to the Statement of Net Position

The following is a reconciliation of cash and investments as reported in the note above to cash and investments as reported on the statement of net position as of June 30, 2019:

<u>Cash and investments per note</u>	
Carrying amount of deposits	\$ 6,716,115
Investments	<u>1,320,510</u>
Total	<u>\$ 8,036,625</u>
 <u>Cash and investments per statement of net position</u>	
Governmental activities	\$ 7,987,570
Agency fund	<u>49,055</u>
Total	<u>\$ 8,036,625</u>

NOTE 5 - INTERFUND TRANSACTIONS

Interfund transfers for the fiscal year ended June 30, 2019, consisted of the following, as reported on the fund statements:

	<u>Amount</u>
<u>Transfers from general fund to:</u>	
Schoolwide Building Program	<u>\$ 1,850,575</u>

Transfers are used to move revenues from the fund that statute or budget required to collect them to the fund that statute or budget requires to expend them and to use unrestricted revenues collected in the general fund to finance various programs accounted for in other funds in accordance with budgetary authorizations. Interfund transfers between governmental funds are eliminated on the government-wide financial statements.

**RIDGEWOOD LOCAL SCHOOL DISTRICT
COSHOCOTON COUNTY, OHIO**

NOTES TO THE BASIC FINANCIAL STATEMENTS
FOR THE FISCAL YEAR ENDED JUNE 30, 2019

NOTE 6 - PROPERTY TAXES

Property taxes are levied and assessed on a calendar year basis while the District fiscal year runs from July through June. First half tax collections are received by the District in the second half of the fiscal year. Second half tax distributions occur in the first half of the following fiscal year.

Property taxes include amounts levied against all real property and public utility property. Real property tax revenues received in calendar year 2019 represent the collection of calendar year 2018 taxes. Real property taxes received in calendar year 2019 were levied after April 1, 2018, on the assessed values as of January 1, 2018, the lien date. Assessed values for real property taxes are established by State statute at 35 percent of appraised fair value. Real property taxes are payable annually or semiannually. If paid annually, payment is due December 31; if paid semiannually, the first payment is due December 31, with the remainder payable by June 20. Under certain circumstances, State statute permits alternate payment dates to be established. Public utility property tax revenues received in calendar year 2019 represent the collection of calendar year 2018 taxes. Public utility real and personal property taxes received in calendar year 2019 became a lien on December 31, 2017, were levied after April 1, 2018, and are collected with real property taxes. Public utility real property is assessed at 35 percent of true value; public utility tangible personal property is currently assessed at varying percentages of true value.

The District receives property taxes from Coshocton, Guernsey and Tuscarawas Counties. The County Auditors periodically advance to the District its portion of the taxes collected. Second-half real property tax payments collected by the Counties by June 30, 2019, are available to finance fiscal year 2019 operations. The amount available as an advance at June 30, 2019 was \$200,536 in the general fund, \$11,583 in the bond retirement fund (a nonmajor governmental fund) and \$3,131 in the classroom facilities maintenance fund (a nonmajor governmental fund). This amount is recorded as revenue. The amount available as an advance at June 30, 2018 was \$476,855 in the general fund, \$32,995 in the bond retirement fund (a nonmajor governmental fund) and \$8,002 in the classroom facilities maintenance fund (a nonmajor governmental fund). The amount of second-half real property taxes available for advance at fiscal year-end can vary based on the date the tax bills are sent.

Accrued property taxes receivable includes real property, public utility property and delinquent tangible personal property taxes which are measurable as of June 30, 2019 and for which there is an enforceable legal claim. Although total property tax collections for the next fiscal year are measurable, only the amount of real property taxes available as an advance at June 30 was levied to finance current fiscal year operations and is reported as revenue at fiscal year end. The portion of the receivable not levied to finance current fiscal year operations is offset by a credit to deferred inflows.

On the accrual basis of accounting, collectible delinquent property taxes have been recorded as a receivable and revenue, while on a modified accrual basis of accounting the revenue has been reported as a deferred inflow.

**RIDGEWOOD LOCAL SCHOOL DISTRICT
COSHOCTON COUNTY, OHIO**

NOTES TO THE BASIC FINANCIAL STATEMENTS
FOR THE FISCAL YEAR ENDED JUNE 30, 2019

NOTE 6 - PROPERTY TAXES (Continued)

The assessed values upon which the fiscal year 2019 taxes were collected are:

	2018 Second Half Collections		2019 First Half Collections	
	<u>Amount</u>	<u>Percent</u>	<u>Amount</u>	<u>Percent</u>
Agricultural/residential and other real estate	\$ 154,489,300	92.28	\$ 161,354,360	92.38
Public utility personal	<u>12,919,760</u>	<u>7.72</u>	<u>13,301,350</u>	<u>7.62</u>
Total	<u>\$ 167,409,060</u>	<u>100.00</u>	<u>\$ 174,655,710</u>	<u>100.00</u>
Tax rate per \$1,000 of assessed valuation	\$ 34.85		\$ 33.15	

NOTE 7 - RECEIVABLES

Receivables at June 30, 2019 consisted of property taxes, intergovernmental grants and accrued interest. All receivables are considered collectible in full due to the ability to foreclose for the nonpayment of taxes, the stable condition of State programs and the current year guarantee of Federal funds. Receivables have been disaggregated on the face of the basic financial statements. All receivables are expected to be collected within the subsequent year.

A summary of the items of receivables reported on the statement of net position follows:

Governmental activities:

Property taxes	\$ 3,317,820
Intergovernmental	158,637
Accrued interest	<u>4,585</u>
Total	<u>\$ 3,481,042</u>

THIS SPACE INTENTIONALLY LEFT BLANK

**RIDGEWOOD LOCAL SCHOOL DISTRICT
COSHOCOTON COUNTY, OHIO**

NOTES TO THE BASIC FINANCIAL STATEMENTS
FOR THE FISCAL YEAR ENDED JUNE 30, 2019

NOTE 8 - CAPITAL ASSETS

Capital asset activity for the fiscal year ended June 30, 2019, was as follows:

	Balance <u>June 30, 2018</u>	<u>Additions</u>	<u>Deductions</u>	Balance <u>June 30, 2019</u>
Governmental activities:				
<i>Capital assets, not being depreciated:</i>				
Land	\$ 244,816	\$ -	\$ -	\$ 244,816
Construction in progress	<u>-</u>	<u>6,240</u>	<u>-</u>	<u>6,240</u>
Total capital assets, not being depreciated	<u>244,816</u>	<u>6,240</u>	<u>-</u>	<u>251,056</u>
<i>Capital assets, being depreciated:</i>				
Land improvements	2,636,501	-	-	2,636,501
Building and improvements	20,800,465	207,251	-	21,007,716
Furniture and equipment	2,072,265	204,140	-	2,276,405
Vehicles	<u>1,539,516</u>	<u>21,692</u>	<u>-</u>	<u>1,561,208</u>
Total capital assets, being depreciated	<u>27,048,747</u>	<u>433,083</u>	<u>-</u>	<u>27,481,830</u>
<i>Less: accumulated depreciation:</i>				
Land improvements	(1,855,870)	(100,537)	-	(1,956,407)
Building and improvements	(9,835,139)	(507,217)	-	(10,342,356)
Furniture and equipment	(1,708,813)	(98,046)	-	(1,806,859)
Vehicles	<u>(800,475)</u>	<u>(60,512)</u>	<u>-</u>	<u>(860,987)</u>
Total accumulated depreciation	<u>(14,200,297)</u>	<u>(766,312)</u>	<u>-</u>	<u>(14,966,609)</u>
Governmental activities capital assets, net	<u>\$ 13,093,266</u>	<u>\$ (326,989)</u>	<u>\$ -</u>	<u>\$ 12,766,277</u>

Depreciation expense was charged to governmental functions as follows:

<u>Instruction:</u>	
Regular	\$ 583,727
<u>Support services:</u>	
Administration	6,211
Operations and maintenance	53,595
Pupil transportation	74,400
Extracurricular activities	<u>48,379</u>
Total depreciation expense	<u>\$ 766,312</u>

**RIDGEWOOD LOCAL SCHOOL DISTRICT
COSHOCOTON COUNTY, OHIO**

NOTES TO THE BASIC FINANCIAL STATEMENTS
FOR THE FISCAL YEAR ENDED JUNE 30, 2019

NOTE 9 - CAPITAL LEASES - LESSEE DISCLOSURE

The District has entered into capital leases for the acquisition of an administrative building and copier equipment. At inception, the leases were accounted for as an other financing source and an expenditure in the general fund. Capital lease payments are shown as debt service expenditures in the general fund. These expenditures are reflected as program/function expenditures on a budgetary basis.

The general capital assets acquired by these capital leases have been capitalized in the governmental activities on the statement of net position in the amount of \$370,413, which is equal to the present value of the future minimum lease payments as of the date of their inception. Accumulated depreciation as of June 30, 2019 was \$138,782, leaving a current book value of \$231,631. A corresponding liability has been recorded in the governmental activities on the statement of net position. Principal payments made during fiscal year 2019 totaled \$23,202.

The following is a schedule of the future minimum lease payments required under the capital leases and the present value of the future minimum lease payments as of June 30, 2019.

<u>Fiscal Year</u>	<u>Payments</u>
2020	\$ 29,779
2021	29,327
2022	29,852
2023	15,494
2024	13,735
2025 - 2028	<u>57,266</u>
Total minimum lease payments	175,453
Less: amount representing interest	<u>(25,041)</u>
Present value of minimum lease payments	<u>\$ 150,412</u>

THIS SPACE INTENTIONALLY LEFT BLANK

**RIDGEWOOD LOCAL SCHOOL DISTRICT
COSHOCTON COUNTY, OHIO**

NOTES TO THE BASIC FINANCIAL STATEMENTS
FOR THE FISCAL YEAR ENDED JUNE 30, 2019

NOTE 10 - LONG-TERM OBLIGATIONS

- A. During the fiscal year 2019, the following changes occurred in governmental activities long-term obligations:

	Balance June 30, 2018	Additions	Disposals	Balance June 30, 2019	Amounts Due Within One Year
Governmental activities:					
<i>General obligation bonds:</i>					
Capital appreciation bonds					
4.45% due 12/1/2017 & 2018	\$ 17,970	\$ -	\$ (17,970)	\$ -	\$ -
Accreted interest on bonds	226,634	20,396	(247,030)	-	-
Refunded general obligations					
bonds 1.91% due 12/1/2024	1,230,000	-	(10,000)	1,220,000	265,000
Energy conservation bonds	680,000	-	(55,000)	625,000	57,000
Total general obligation bonds	2,154,604	20,396	(330,000)	1,845,000	322,000
<i>Other long-term obligations:</i>					
Compensated absences	1,101,674	145,481	(71,948)	1,175,207	120,941
Capital leases	173,614	-	(23,202)	150,412	24,457
Net pension liability	14,094,421	44,163	(318,433)	13,820,151	-
Net OPEB liability	3,237,568	131,334	(1,798,121)	1,570,781	-
Total other obligations	18,607,277	320,978	(2,211,704)	16,716,551	145,398
Total governmental activities					
long-term liabilities	\$ 20,761,881	\$ 341,374	\$ (2,541,704)	\$ 18,561,551	\$ 467,398

Compensated Absences: Compensated absences will be paid from the fund from which the employee's salaries are paid, which, for the District, is primarily the general fund.

Capital Leases: Capital leases will be paid from the general fund. See Note 9 for more detail.

Net Pension Liability - See Note 13 for detail on the District's net pension liability. The District pays obligation related to employee compensation from the fund benefitting from their service.

Net OPEB Liability/Asset - See Note 14 for detail on the District's net OPEB liability/asset. The District pays obligation related to employee compensation from the fund benefitting from their service.

B. General Obligation Bonds

In May 1999, the District issued \$2,759,000 in general obligation bonds. In November 1999, the District issued \$1,300,000 in general obligation bonds. These issues represented the District's share of a construction and renovation project approved and significantly funded by the Ohio School Facilities Commission (OSFC).

**RIDGEWOOD LOCAL SCHOOL DISTRICT
COSHOCTON COUNTY, OHIO**

NOTES TO THE BASIC FINANCIAL STATEMENTS
FOR THE FISCAL YEAR ENDED JUNE 30, 2019

NOTE 10 - LONG-TERM OBLIGATIONS (Continued)

During fiscal year 2007, the District issued general obligation bonds to advance refund the callable portion of the May 1999 and November 1999 bonds (callable principal \$2,815,000). The issuance proceeds of \$3,020,720 were used to purchase securities which were placed in an irrevocable trust to provide resources for all future debt service payments on the refunded debt. This refunded debt is considered defeased (in-substance) and accordingly, has been removed from the statement of net position.

The refunding issue was comprised of current interest term bonds, par value \$1,250,000, serial bonds, par value \$1,525,000 and capital appreciation bonds, par value \$39,997. The capital appreciation bonds matured December 1, 2017 and December 1, 2018 at a redemption price equal to 100% of the principal, plus accrued interest to the redemption date. The accreted value at maturity for the capital appreciation bonds is \$525,000.

During fiscal year 2017, the District issued \$1,250,000 various purpose refunding bonds with an interest rate of 1.91% (maturing December 2024) to advance refund the 2007 current interest term bonds. This refunded debt is considered defeased (in-substance) and accordingly, has been removed from the statement of net position. The balance of the refunded bonds was \$1,220,000 at June 30, 2019.

The net carrying amount of the old debt exceeded the reacquisition price by \$1,615. This amount is being netted against the new debt. This advance refunding was undertaken to reduce total debt service payments by \$153,333 and resulted in an economic gain of \$85,457.

On August 23, 2013, the District issued energy conservation bonds, par value \$905,000. The bonds carry a coupon rate of 3.35% and mature on December 1, 2028. The bonds were issued for the purpose of purchasing and installing energy conservation improvements throughout the District. These improvements are not capital in nature and are expensed as incurred in the financial statements. Payments on the bonds are due each June 1 and December 1 and are paid from the general fund.

The following is a summary of the District's future annual principal and interest requirements to retire the general obligation bonds:

Fiscal Year Ended	Current Interest Bonds		
	Principal	Interest	Total
2020	\$ 322,000	\$ 41,219	\$ 363,219
2021	334,000	34,140	368,140
2022	336,000	26,900	362,900
2023	343,000	19,545	362,545
2024	130,000	14,127	144,127
2025 - 2029	<u>380,000</u>	<u>27,975</u>	<u>407,975</u>
Total	<u>\$ 1,845,000</u>	<u>\$ 163,906</u>	<u>\$ 2,008,906</u>

**RIDGEWOOD LOCAL SCHOOL DISTRICT
COSHOCTON COUNTY, OHIO**

NOTES TO THE BASIC FINANCIAL STATEMENTS
FOR THE FISCAL YEAR ENDED JUNE 30, 2019

NOTE 10 - LONG-TERM OBLIGATIONS (Continued)

C. Legal Debt Margin

The Ohio Revised Code provides that voted net general obligation debt of the District shall never exceed 9% of the total assessed valuation of the District. The code further provides that unvoted indebtedness shall not exceed 1/10 of 1% of the property valuation of the District. The code additionally states that unvoted indebtedness related to energy conservation debt shall not exceed 9/10 of 1% of the property valuation of the District. The assessed valuation used in determining the District's legal debt margin has been modified by House Bill 530 which became effective March 30, 2006. In accordance with House Bill 530, the assessed valuation used in the District's legal debt margin calculation excluded tangible personal property used in business, telephone or telegraph property, interexchange telecommunications company property, and personal property owned or leased by a railroad company and used in railroad operations. The effects of these debt limitations at June 30, 2019, are a voted debt margin of \$14,734,081 (including available funds of \$235,067) and an unvoted debt margin of \$174,656.

NOTE 11 - EMPLOYEE BENEFITS

A. Compensated Absences

The criteria for determining vested vacation and sick leave benefits are derived from negotiated agreements and State laws. Classified, full-time administrators and non-bargaining unit employees earn 10 to 25 days of vacation per year, depending upon length of service and hours worked. Accumulated unused vacation time is paid to classified employees and administrators upon termination of employment. Teachers and principals do not earn vacation time. A maximum of twenty vacation days beyond the twelve month period may be carried over. Additional days may be carried over only with the approval of the superintendent.

Teachers, administrators and classified employees earn sick leave at the rate of one and one-fourth days per month. Sick leave accumulation for a year is fifteen days. Payment is made of one-fourth of the total sick leave accumulation, up to a maximum payout for 60 days upon retirement for certified employees with at least 10 years of service or 60 days upon termination with 5 years of service for non-certified employees.

B. Life Insurance

The District provides life insurance and accidental death and dismemberment insurance to most employees. Life insurance is provided through American United Life. The premium for the employee term life insurance is paid by the District at a rate of .08 per \$1,000 of coverage.

**RIDGEWOOD LOCAL SCHOOL DISTRICT
COSHOCTON COUNTY, OHIO**

NOTES TO THE BASIC FINANCIAL STATEMENTS
FOR THE FISCAL YEAR ENDED JUNE 30, 2019

NOTE 12 - RISK MANAGEMENT

A. Property, Fleet, and Liability Insurance

The District is exposed to various risks of loss related to torts; theft of, damage to, and destruction of assets; errors and omissions; injuries to employees and natural disasters. During fiscal year 2019, the District contracted with the Ohio School Plan for liability, fleet, property and inland marine insurance coverage. The deductible is \$2,500 with the following coverage:

	<u>Coverage</u>
Buildings and Contents	\$ 50,094,152
Automobile Liability:	
(\$1,000 Deductible for Buses, \$250 on Other Automobiles)	5,000,000
Uninsured Motorists	1,000,000
Crime Insurance	100,000
General Liability:	
Per Occurrence	5,000,000
Aggregate	7,000,000

Settled claims have not exceeded this commercial coverage in any of the past three years. There was no significant reduction in coverage from the prior year.

B. Workers' Compensation

The District participates in the Ohio Association of School Business Officials Workers' Compensation Group Rating Program (GRP), an insurance purchasing pool (Note 2.A.). The intent of the GRP is to achieve the benefit of a reduced premium for the District by virtue of its grouping and representation with other participants in the GRP. Participants in the GRP are placed on tiers according to their loss history. Participants with low loss histories are rewarded with greater savings than participants with higher loss histories. Each participant pays its workers' compensation premium to the state based on the rate for its GRP tier rather than its individual rate. Participation in the GRP is limited to school districts that can meet the GRP's selection criteria. The firm of CompManagement, Inc. provides administrative, cost control, assistance with safety programs, and actuarial services to the GRP.

C. Employee Group Medical/Surgical and Dental Insurance

In November 2013, the District became a member of the Ohio Benefits Cooperative (OBC), a consortium of political subdivisions throughout the state. The purpose of the OBC is to pool risk and collectively purchase health insurance. The OBC contracts with private companies who handle all claims and benefit processing and assume all risks. The District still operates a limited risk management program for dental benefits. Premiums for dental insurance are paid into the self insurance fund.

**RIDGEWOOD LOCAL SCHOOL DISTRICT
COSHOCTON COUNTY, OHIO**

NOTES TO THE BASIC FINANCIAL STATEMENTS
FOR THE FISCAL YEAR ENDED JUNE 30, 2019

NOTE 12 - RISK MANAGEMENT - (Continued)

The District has established a self insurance fund to account for a limited risk management program for dental benefits and medical/surgical benefits prior to November 2013. Premiums are paid into the self insurance fund by all other funds and are available to pay claims, claim reserves and administrative costs of the program. During fiscal year 2019, a total expense of \$96,334 was incurred in benefits and administrative costs. An excess coverage insurance policy covers individual claims in excess of \$60,000. The liability for unpaid claims cost of \$6,110 reported in the fund at June 30, 2019 is based on the requirements of GASB Statement No. 10, “Accounting and Financial Reporting for Risk Financing and Related Insurance Issues”, as amended by GASB Statement No. 30, “Risk Financing Omnibus”, which requires that a liability for unpaid claims costs, including estimates of costs relating to incurred, but not reported claims, be accrued at the estimated ultimate cost of settling claims. Interfund premiums are based primarily upon the medical/surgical funds’ claims experience and are reported as quasi-external interfund transactions.

Changes in claims activity for the past two fiscal years are as follows:

<u>Fiscal Year</u>	<u>Beginning Balance</u>	<u>Claims Incurred</u>	<u>Claims Payments</u>	<u>Ending Balance</u>
2019	\$ 4,741	\$ 95,085	\$ (93,716)	\$ 6,110
2018	10,252	87,770	(93,281)	4,741

NOTE 13 - DEFINED BENEFIT PENSION PLANS

Net Pension Liability

The net pension liability reported on the statement of net position represents a liability to employees for pensions. Pensions are a component of exchange transactions—between an employer and its employees—of salaries and benefits for employee services. Pensions are provided to an employee—on a deferred-payment basis—as part of the total compensation package offered by an employer for employee services each financial period. The obligation to sacrifice resources for pensions is a present obligation because it was created as a result of employment exchanges that already have occurred.

The net pension liability represents the District’s proportionate share of each pension plan’s collective actuarial present value of projected benefit payments attributable to past periods of service, net of each pension plan’s fiduciary net position. The net pension liability calculation is dependent on critical long-term variables, including estimated average life expectancies, earnings on investments, cost of living adjustments and others. While these estimates use the best information available, unknowable future events require adjusting this estimate annually.

The Ohio Revised Code limits the District’s obligation for this liability to annually required payments. The District cannot control benefit terms or the manner in which pensions are financed; however, the District does receive the benefit of employees’ services in exchange for compensation including pension.

**RIDGEWOOD LOCAL SCHOOL DISTRICT
COSHOCTON COUNTY, OHIO**

NOTES TO THE BASIC FINANCIAL STATEMENTS
FOR THE FISCAL YEAR ENDED JUNE 30, 2019

NOTE 13 - DEFINED BENEFIT PENSION PLANS - (Continued)

GASB 68 assumes the liability is solely the obligation of the employer, because (1) they benefit from employee services; and (2) State statute requires all funding to come from these employers. All contributions to date have come solely from these employers (which also includes costs paid in the form of withholdings from employees). State statute requires the pension plans to amortize unfunded liabilities within 30 years. If the amortization period exceeds 30 years, each pension plan’s board must propose corrective action to the State legislature. Any resulting legislative change to benefits or funding could significantly affect the net pension liability. Resulting adjustments to the net pension liability would be effective when the changes are legally enforceable.

The proportionate share of each plan’s unfunded benefits is presented as a long-term *net pension liability* on the accrual basis of accounting. Any liability for the contractually-required pension contribution outstanding at the end of the year is included in *pension and postemployment benefits payable* on both the accrual and modified accrual bases of accounting.

Plan Description - School Employees Retirement System (SERS)

Plan Description - The District non-teaching employees participate in SERS, a cost-sharing multiple-employer defined benefit pension plan administered by SERS. SERS provides retirement, disability and survivor benefits, annual cost-of-living adjustments, and death benefits to plan members and beneficiaries. Authority to establish and amend benefits is provided by Ohio Revised Code Chapter 3309. SERS issues a publicly available, stand-alone financial report that includes financial statements, required supplementary information and detailed information about SERS’ fiduciary net position. That report can be obtained by visiting the SERS website at www.ohsers.org under Employers/Audit Resources.

Age and service requirements for retirement are as follows:

	Eligible to Retire on or before August 1, 2017 *	Eligible to Retire after August 1, 2017
Full benefits	Age 65 with 5 years of services credit; or Any age with 30 years of service credit	Age 67 with 10 years of service credit; or Age 57 with 30 years of service credit
Actuarially reduced benefits	Age 60 with 5 years of service credit; or Age 55 with 25 years of service credit	Age 62 with 10 years of service credit; or Age 60 with 25 years of service credit

* Members with 25 years of service credit as of August 1, 2017, will be included in this plan.

Annual retirement benefits are calculated based on final average salary multiplied by a percentage that varies based on years of service; 2.2% for the first thirty years of service and 2.5% for years of service credit over 30. Final average salary is the average of the highest three years of salary.

Effective January 1, 2018, SERS cost-of-living adjustment (COLA) changed from a fixed 3% annual increase to one based on the Consumer Price Index (CPI-W) with a cap of 2.5% and a floor of 0%. SERS also has the authority to award or suspend the COLA, or to adjust the COLA above or below CPI-W. SERS suspended the COLA increases for 2018, 2019 and 2020 for current retirees, and confirmed their intent to implement a four-year waiting period for the state of a COLA for future retirees.

**RIDGEWOOD LOCAL SCHOOL DISTRICT
COSHOCTON COUNTY, OHIO**

NOTES TO THE BASIC FINANCIAL STATEMENTS
FOR THE FISCAL YEAR ENDED JUNE 30, 2019

NOTE 13 - DEFINED BENEFIT PENSION PLANS - (Continued)

Funding Policy - Plan members are required to contribute 10% of their annual covered salary and the District is required to contribute 14% of annual covered payroll. The contribution requirements of plan members and employers are established and may be amended by the SERS' Retirement Board up to statutory maximum amounts of 10% for plan members and 14% for employers. The Retirement Board, acting with the advice of the actuary, allocates the employer contribution rate among four of the System's funds (Pension Trust Fund, Death Benefit Fund, Medicare B Fund, and Health Care Fund). For the fiscal year ended June 30, 2019, the allocation to pension, death benefits, and Medicare B was 13.5%. The remaining 0.5% of the employer contribution rate was allocated to the Health Care Fund.

The District's contractually required contribution to SERS was \$259,745 for fiscal year 2019. Of this amount, \$60,551 is reported as pension and postemployment benefits payable.

Plan Description - State Teachers Retirement System (STRS)

Plan Description - Licensed teachers participate in STRS Ohio, a cost-sharing multiple-employer public employee retirement system administered by STRS. STRS provides retirement and disability benefits to members and death and survivor benefits to beneficiaries. STRS issues a stand-alone financial report that includes financial statements, required supplementary information and detailed information about STRS' fiduciary net position. That report can be obtained by writing to STRS, 275 E. Broad St., Columbus, OH 43215-3771, by calling (888) 227-7877, or by visiting the STRS website at www.strsoh.org.

New members have a choice of three retirement plans; a Defined Benefit (DB) Plan, a Defined Contribution (DC) Plan and a Combined Plan. Benefits are established by Ohio Revised Code Chapter 3307. The DB Plan offers an annual retirement allowance based on final average salary multiplied by a percentage that varies based on years of service. Effective August 1, 2015, the calculation will be 2.2% of final average salary for the five highest years of earnings multiplied by all years of service. Effective July 1, 2017, the cost-of-living adjustment was reduced to zero. Members are eligible to retire at age 60 with five years of qualifying service credit, or age 55 with 26 years of service, or 31 years of service regardless of age. Eligibility changes will be phased in until August 1, 2026, when retirement eligibility for unreduced benefits will be five years of service credit and age 65, or 35 years of service credit and at least age 60.

The DC Plan allows members to place all their member contributions and 9.53% of the 14% employer contributions into an investment account. Investment allocation decisions are determined by the member. The remaining 4.47% of the 14% employer rate is allocated to the defined benefit unfunded liability. A member is eligible to receive a retirement benefit at age 50 and termination of employment. The member may elect to receive a lifetime monthly annuity or a lump sum withdrawal.

The Combined Plan offers features of both the DB Plan and the DC Plan. In the Combined Plan, 12% of the 14% member rate goes to the DC Plan and the remaining 2% is applied to the DB Plan. Member contributions to the DC Plan are allocated among investment choices by the member, and contributions to the DB Plan from the employer and the member are used to fund the defined benefit payment at a reduced level from the regular DB Plan. The defined benefit portion of the Combined Plan payment is payable to a member on or after age 60 with five years of service. The defined contribution portion of the account may be taken as a lump sum payment or converted to a lifetime monthly annuity after termination of employment at age 50 or later.

**RIDGEWOOD LOCAL SCHOOL DISTRICT
COSHOCOTON COUNTY, OHIO**

NOTES TO THE BASIC FINANCIAL STATEMENTS
FOR THE FISCAL YEAR ENDED JUNE 30, 2019

NOTE 13 - DEFINED BENEFIT PENSION PLANS - (Continued)

New members who choose the DC Plan or Combined Plan will have another opportunity to reselect a permanent plan during their fifth year of membership. Members may remain in the same plan or transfer to another STRS plan. The optional annuitization of a member's defined contribution account or the defined contribution portion of a member's Combined Plan account to a lifetime benefit results in STRS bearing the risk of investment gain or loss on the account. STRS has therefore included all three plan options as one defined benefit plan for GASB 68 reporting purposes.

A DB or Combined Plan member with five or more years of credited service who is determined to be disabled may qualify for a disability benefit. Eligible survivors of members who die before service retirement may qualify for monthly benefits. New members on or after July 1, 2013, must have at least ten years of qualifying service credit to apply for disability benefits. Members in the DC Plan who become disabled are entitled only to their account balance. If a member of the DC Plan dies before retirement benefits begin, the member's designated beneficiary is entitled to receive the member's account balance.

Funding Policy - Employer and member contribution rates are established by the State Teachers Retirement Board and limited by Chapter 3307 of the Ohio Revised Code. For fiscal year 2019, plan members were required to contribute 14% of their annual covered salary. The District was required to contribute 14%; the entire 14% was the portion used to fund pension obligations. The fiscal year 2019 contribution rates were equal to the statutory maximum rates.

The District's contractually required contribution to STRS was \$814,326 for fiscal year 2019. Of this amount, \$139,573 is reported as pension and postemployment benefits payable.

Pension Liabilities, Pension Expense, and Deferred Outflows of Resources and Deferred Inflows of Resources Related to Pensions

The net pension liability was measured as of June 30, 2018, and the total pension liability used to calculate the net pension liability was determined by an actuarial valuation as of that date. The District's proportion of the net pension liability was based on the District's share of contributions to the pension plan relative to the projected contributions of all participating entities.

Following is information related to the proportionate share and pension expense:

	<u>SERS</u>	<u>STRS</u>	<u>Total</u>
Proportion of the net pension liability prior measurement date	0.05266300%	0.04608640%	
Proportion of the net pension liability current measurement date	<u>0.05571080%</u>	<u>0.04834277%</u>	
Change in proportionate share	<u>0.00304780%</u>	<u>0.00225637%</u>	
Proportionate share of the net pension liability	\$ 3,190,661	\$ 10,629,490	\$ 13,820,151
Pension expense	\$ 321,214	\$ 1,189,354	\$ 1,510,568

**RIDGEWOOD LOCAL SCHOOL DISTRICT
COSHOCOTON COUNTY, OHIO**

NOTES TO THE BASIC FINANCIAL STATEMENTS
FOR THE FISCAL YEAR ENDED JUNE 30, 2019

NOTE 13 - DEFINED BENEFIT PENSION PLANS - (Continued)

At June 30, 2019, the District reported deferred outflows of resources and deferred inflows of resources related to pensions from the following sources:

	<u>SERS</u>	<u>STRS</u>	<u>Total</u>
Deferred outflows of resources			
Differences between expected and actual experience	\$ 174,986	\$ 245,364	\$ 420,350
Changes of assumptions	72,053	1,883,747	1,955,800
Difference between employer contributions and proportionate share of contributions/ change in proportionate share	145,774	592,999	738,773
Contributions subsequent to the measurement date	<u>259,745</u>	<u>814,326</u>	<u>1,074,071</u>
Total deferred outflows of resources	<u>\$ 652,558</u>	<u>\$ 3,536,436</u>	<u>\$ 4,188,994</u>
	<u>SERS</u>	<u>STRS</u>	<u>Total</u>
Deferred inflows of resources			
Differences between expected and actual experience	\$ -	\$ 69,417	\$ 69,417
Net difference between projected and actual earnings on pension plan investments	88,404	644,558	732,962
Difference between employer contributions and proportionate share of contributions/ change in proportionate share	<u>112,800</u>	<u>186,851</u>	<u>299,651</u>
Total deferred inflows of resources	<u>\$ 201,204</u>	<u>\$ 900,826</u>	<u>\$ 1,102,030</u>

\$1,074,071 reported as deferred outflows of resources related to pension resulting from District contributions subsequent to the measurement date will be recognized as a reduction of the net pension liability in the year ending June 30, 2020.

Other amounts reported as deferred outflows of resources and deferred inflows of resources related to pension will be recognized in pension expense as follows:

	<u>SERS</u>	<u>STRS</u>	<u>Total</u>
Fiscal Year Ending June 30:			
2020	\$ 277,510	\$ 1,079,927	\$ 1,357,437
2021	45,923	716,435	762,358
2022	(104,708)	81,628	(23,080)
2023	<u>(27,116)</u>	<u>(56,706)</u>	<u>(83,822)</u>
Total	<u>\$ 191,609</u>	<u>\$ 1,821,284</u>	<u>\$ 2,012,893</u>

**RIDGEWOOD LOCAL SCHOOL DISTRICT
COSHOCOTON COUNTY, OHIO**

NOTES TO THE BASIC FINANCIAL STATEMENTS
FOR THE FISCAL YEAR ENDED JUNE 30, 2019

NOTE 13 - DEFINED BENEFIT PENSION PLANS - (Continued)

Actuarial Assumptions - SERS

SERS' total pension liability was determined by their actuaries in accordance with GASB Statement No. 67, as part of their annual actuarial valuation for each defined benefit retirement plan. Actuarial valuations of an ongoing plan involve estimates of the value of reported amounts (e.g., salaries, credited service) and assumptions about the probability of occurrence of events far into the future (e.g., mortality, disabilities, retirements, employment termination). Actuarially determined amounts are subject to continual review and potential modifications, as actual results are compared with past expectations and new estimates are made about the future.

Projections of benefits for financial reporting purposes are based on the substantive plan (the plan as understood by the employers and plan members) and include the types of benefits provided at the time of each valuation and the historical pattern of sharing benefit costs between the employers and plan members to that point. The projection of benefits for financial reporting purposes does not explicitly incorporate the potential effects of legal or contractual funding limitations.

Actuarial calculations reflect a long-term perspective. For a newly hired employee, actuarial calculations will take into account the employee's entire career with the employer and also take into consideration the benefits, if any, paid to the employee after termination of employment until the death of the employee and any applicable contingent annuitant. In many cases actuarial calculations reflect several decades of service with the employer and the payment of benefits after termination.

Key methods and assumptions used in calculating the total pension liability in the latest actuarial valuation, prepared as of June 30, 2018, are presented below:

Wage inflation	3.00%
Future salary increases, including inflation	3.50% to 18.20%
COLA or ad hoc COLA	2.50%, on and after April 1, 2018, COLA's for future retirees will be delayed for three years following commencement
Investment rate of return	7.50% net of investments expense, including inflation
Actuarial cost method	Entry age normal (level percent of payroll)

For 2018, the mortality rates were based on the RP-2014 Blue Collar Mortality Table with fully generational projection and a five-year age set-back for both males and females. Mortality among service retired members, and beneficiaries were based upon the RP-2014 Blue Collar Mortality Table with fully generational projection with Scale BB, 120% of male rates, and 110% of female rates. Mortality among disabled members was based upon the RP-2000 Disabled Mortality Table, 90% for male rates and 100% for female rates, set back five years is used for the period after disability retirement.

The most recent experience study was completed for the five year period ended June 30, 2015.

**RIDGEWOOD LOCAL SCHOOL DISTRICT
COSHOCOTON COUNTY, OHIO**

NOTES TO THE BASIC FINANCIAL STATEMENTS
FOR THE FISCAL YEAR ENDED JUNE 30, 2019

NOTE 13 - DEFINED BENEFIT PENSION PLANS - (Continued)

The long-term return expectation for the Pension Plan Investments has been determined using a building-block approach and assumes a time horizon, as defined in SERS' *Statement of Investment Policy*. A forecasted rate of inflation serves as the baseline for the return expectation. Various real return premiums over the baseline inflation rate have been established for each asset class. The long-term expected nominal rate of return has been determined by calculating a weighted average of the expected real return premiums for each asset class, adding the projected inflation rate, and adding the expected return from rebalancing uncorrelated asset classes.

The target allocation and best estimates of arithmetic real rates of return for each major assets class are summarized in the following table:

<u>Asset Class</u>	<u>Target Allocation</u>	<u>Long Term Expected Real Rate of Return</u>
Cash	1.00 %	0.50 %
US Equity	22.50	4.75
International Equity	22.50	7.00
Fixed Income	19.00	1.50
Private Equity	10.00	8.00
Real Assets	15.00	5.00
Multi-Asset Strategies	10.00	3.00
Total	<u>100.00 %</u>	

Discount Rate - The total pension liability was calculated using the discount rate of 7.50%. The projection of cash flows used to determine the discount rate assumed the contributions from employers and from the members would be computed based on contribution requirements as stipulated by State statute. Projected inflows from investment earning were calculated using the long-term assumed investment rate of return (7.50%). Based on those assumptions, the plan's fiduciary net position was projected to be available to make all future benefit payments of current plan members. Therefore, the long-term expected rate of return on pension plan investments was applied to all periods of projected benefits to determine the total pension liability.

Sensitivity of the District's Proportionate Share of the Net Pension Liability to Changes in the Discount Rate - Net pension liability is sensitive to changes in the discount rate, and to illustrate the potential impact the following table presents the net pension liability calculated using the discount rate of 7.50%, as well as what each plan's net pension liability would be if it were calculated using a discount rate that is one percentage point lower (6.50%), or one percentage point higher (8.50%) than the current rate.

	<u>1% Decrease (6.50%)</u>	<u>Current Discount Rate (7.50%)</u>	<u>1% Increase (8.50%)</u>
District's proportionate share of the net pension liability	\$ 4,494,286	\$ 3,190,661	\$ 2,097,658

**RIDGEWOOD LOCAL SCHOOL DISTRICT
COSHOCTON COUNTY, OHIO**

NOTES TO THE BASIC FINANCIAL STATEMENTS
FOR THE FISCAL YEAR ENDED JUNE 30, 2019

NOTE 13 - DEFINED BENEFIT PENSION PLANS - (Continued)

Actuarial Assumptions - STRS

Key methods and assumptions used in the latest actuarial valuation, reflecting experience study results used in the July 1, 2018, actuarial valuation are presented below:

	July 1, 2018
Inflation	2.50%
Projected salary increases	12.50% at age 20 to 2.50% at age 65
Investment rate of return	7.45%, net of investment expenses, including inflation
Payroll increases	3.00%
Cost-of-living adjustments (COLA)	0.0%, effective July 1, 2017

For the July 1, 2018, actuarial valuation, post-retirement mortality rates for healthy retirees are based on the RP-2014 Annuitant Mortality Table with 50% of rates through age 69, 70% of rates between ages 70 and 79, 90% of rates between ages 80 and 84, and 100% of rates thereafter, projected forward generationally using mortality improvement scale MP-2016. Post-retirement disabled mortality rates are based on the RP-2014 Disabled Mortality Table with 90% of rates for males and 100% of rates for females, projected forward generationally using mortality improvement scale MP-2016. Pre-retirement mortality rates are based on RP-2014 Employee Mortality Table, projected forward generationally using mortality improvement scale MP-2016.

Actuarial assumptions used in the July 1, 2018 valuation are based on the results of an actuarial experience study for the period July 1, 2011 through June 30, 2016.

STRS Ohio's investment consultant develops an estimate range for the investment return assumption based on the target allocation adopted by the Retirement Board. The target allocation and long-term expected rate of return for each major asset class are summarized as follows:

Asset Class	Target Allocation**	Long Term Expected Real Rate of Return *
Domestic Equity	28.00 %	7.35 %
International Equity	23.00	7.55
Alternatives	17.00	7.09
Fixed Income	21.00	3.00
Real Estate	10.00	6.00
Liquidity Reserves	1.00	2.25
Total	100.00 %	

*10-Year geometric nominal returns, which include the real rate of return and inflation of 2.25% and does not include investment expenses. Over a 30-year period, STRS' investment consultant indicates that the above target allocations should generate a return above the actuarial rate of return, without net value added by management.

**The Target Allocation percentage is effective as of July 1, 2017. Target weights will be phased in over a 24-month period concluding on July 1, 2019.

**RIDGEWOOD LOCAL SCHOOL DISTRICT
COSHOCTON COUNTY, OHIO**

NOTES TO THE BASIC FINANCIAL STATEMENTS
FOR THE FISCAL YEAR ENDED JUNE 30, 2019

NOTE 13 - DEFINED BENEFIT PENSION PLANS - (Continued)

Discount Rate - The discount rate used to measure the total pension liability was 7.45% as of June 30, 2018. The projection of cash flows used to determine the discount rate assumes member and employer contributions will be made at the statutory contribution rates in accordance with rate increases described above. For this purpose, only employer contributions that are intended to fund benefits of current plan members and their beneficiaries are included. Projected employer contributions that are intended to fund the service costs of future plan members and their beneficiaries, as well as projected contributions from future plan members, are not included. Based on those assumptions, STRS' fiduciary net position was projected to be available to make all projected future benefit payments to current plan members as of June 30, 2018. Therefore, the long-term expected rate of return on pension plan investments of 7.45% was applied to all periods of projected benefit payment to determine the total pension liability as of June 30, 2018.

Sensitivity of the District's Proportionate Share of the Net Pension Liability to Changes in the Discount Rate - The following table presents the District's proportionate share of the net pension liability calculated using the current period discount rate assumption of 7.45%, as well as what the District's proportionate share of the net pension liability would be if it were calculated using a discount rate that is one-percentage-point lower (6.45%) or one-percentage-point higher (8.45%) than the current rate:

	1% Decrease (6.45%)	Current Discount Rate (7.45%)	1% Increase (8.45%)
District's proportionate share of the net pension liability	\$ 15,522,970	\$ 10,629,490	\$ 6,487,822

NOTE 14 - DEFINED BENEFIT OPEB PLANS

Net OPEB Liability/Asset

The net OPEB liability/asset reported on the statement of net position represents a liability/asset to employees for OPEB. OPEB is a component of exchange transactions—between an employer and its employees—of salaries and benefits for employee services. OPEB are provided to an employee—on a deferred-payment basis—as part of the total compensation package offered by an employer for employee services each financial period. The obligation to sacrifice resources for OPEB is a present obligation because it was created as a result of employment exchanges that already have occurred.

The net OPEB liability/asset represents the District's proportionate share of each OPEB plan's collective actuarial present value of projected benefit payments attributable to past periods of service, net of each OPEB plan's fiduciary net position. The net OPEB liability/asset calculation is dependent on critical long-term variables, including estimated average life expectancies, earnings on investments, cost of living adjustments and others. While these estimates use the best information available, unknowable future events require adjusting these estimates annually.

The Ohio Revised Code limits the District's obligation for this liability to annually required payments. The District cannot control benefit terms or the manner in which OPEB are financed; however, the District does receive the benefit of employees' services in exchange for compensation including OPEB.

**RIDGEWOOD LOCAL SCHOOL DISTRICT
COSHOCTON COUNTY, OHIO**

NOTES TO THE BASIC FINANCIAL STATEMENTS
FOR THE FISCAL YEAR ENDED JUNE 30, 2019

NOTE 14 - DEFINED BENEFIT OPEB PLANS - (Continued)

GASB 75 assumes the liability is solely the obligation of the employer, because they benefit from employee services. OPEB contributions come from these employers and health care plan enrollees which pay a portion of the health care costs in the form of a monthly premium. The Ohio Revised Code permits, but does not require the retirement systems to provide healthcare to eligible benefit recipients. Any change to benefits or funding could significantly affect the net OPEB liability/asset. Resulting adjustments to the net OPEB liability/asset would be effective when the changes are legally enforceable. The retirement systems may allocate a portion of the employer contributions to provide for these OPEB benefits.

The proportionate share of each plan's unfunded benefits is presented as a long-term *net OPEB liability* or *net OPEB asset* on the accrual basis of accounting. Any liability for the contractually-required OPEB contribution outstanding at the end of the year is included in *pension and postemployment benefits payable* on both the accrual and modified accrual bases of accounting.

Plan Description - School Employees Retirement System (SERS)

Health Care Plan Description - The District contributes to the SERS Health Care Fund, administered by SERS for non-certificated retirees and their beneficiaries. For GASB 75 purposes, this plan is considered a cost-sharing other postemployment benefit (OPEB) plan. SERS' Health Care Plan provides healthcare benefits to eligible individuals receiving retirement, disability, and survivor benefits, and to their eligible dependents. Members who retire after June 1, 1986, need 10 years of service credit, exclusive of most types of purchased credit, to qualify to participate in SERS' health care coverage. In addition to age and service retirees, disability benefit recipients and beneficiaries who are receiving monthly benefits due to the death of a member or retiree, are eligible for SERS' health care coverage. Most retirees and dependents choosing SERS' health care coverage are over the age of 65 and therefore enrolled in a fully insured Medicare Advantage plan; however, SERS maintains a traditional, self-insured preferred provider organization for its non-Medicare retiree population. For both groups, SERS offers a self-insured prescription drug program. Health care is a benefit that is permitted, not mandated, by statute. The financial report of the Plan is included in the SERS Comprehensive Annual Financial Report which can be obtained on SERS' website at www.ohsers.org under Employers/Audit Resources.

Access to health care for retirees and beneficiaries is permitted in accordance with Section 3309 of the Ohio Revised Code. The Health Care Fund was established and is administered in accordance with Internal Revenue Code Section 105(e). SERS' Retirement Board reserves the right to change or discontinue any health plan or program. Active employee members do not contribute to the Health Care Plan. The SERS Retirement Board established the rules for the premiums paid by the retirees for health care coverage for themselves and their dependents or for their surviving beneficiaries. Premiums vary depending on the plan selected, qualified years of service, Medicare eligibility, and retirement status.

Funding Policy - State statute permits SERS to fund the health care benefits through employer contributions. Each year, after the allocation for statutorily required pensions and benefits, the Retirement Board may allocate the remainder of the employer contribution of 14% of covered payroll to the Health Care Fund in accordance with the funding policy. For fiscal year 2019, 0.5% of covered payroll was made to health care. An additional health care surcharge on employers is collected for employees earning less than an actuarially determined minimum compensation amount, pro-rated if less than a full year of service credit was earned. For fiscal year 2019, this amount was \$21,600. Statutes provide that no employer shall pay a health care surcharge greater than 2% of that employer's SERS-covered payroll; nor may SERS collect in aggregate more than 1.5% of the total statewide SERS-covered payroll for the health care surcharge. For fiscal year 2019, the District's surcharge obligation was \$33,731.

**RIDGEWOOD LOCAL SCHOOL DISTRICT
COSHOCOTON COUNTY, OHIO**

NOTES TO THE BASIC FINANCIAL STATEMENTS
FOR THE FISCAL YEAR ENDED JUNE 30, 2019

NOTE 14 - DEFINED BENEFIT OPEB PLANS - (Continued)

The surcharge added to the allocated portion of the 14% employer contribution rate is the total amount assigned to the Health Care Fund. The District's contractually required contribution to SERS was \$43,351 for fiscal year 2019. Of this amount, \$35,974 is reported as pension and postemployment benefits payable.

Plan Description - State Teachers Retirement System (STRS)

Plan Description – The State Teachers Retirement System of Ohio (STRS) administers a cost-sharing Health Plan administered for eligible retirees who participated in the defined benefit or combined pension plans offered by STRS. Ohio law authorizes STRS to offer this plan. Benefits include hospitalization, physicians' fees, prescription drugs and partial reimbursement of monthly Medicare Part B premiums. Medicare Part B premium reimbursements will be discontinued effective January 1, 2020. The Plan is included in the report of STRS which can be obtained by visiting www.strsoh.org or by calling (888) 227-7877.

Funding Policy – Ohio Revised Code Chapter 3307 authorizes STRS to offer the Plan and gives the Retirement Board discretionary authority over how much, if any, of the health care costs will be absorbed by STRS. Active employee members do not contribute to the Health Care Plan. Nearly all health care plan enrollees, for the most recent year, pay a portion of the health care costs in the form of a monthly premium. Under Ohio law, funding for post-employment health care may be deducted from employer contributions, currently 14% of covered payroll. For the fiscal year ended June 30, 2019, STRS did not allocate any employer contributions to post-employment health care.

OPEB Liabilities/Assets, OPEB Expense, and Deferred Outflows of Resources and Deferred Inflows of Resources Related to OPEB

The net OPEB liability/asset was measured as of June 30, 2018, and the total OPEB liability/asset used to calculate the net OPEB liability/asset was determined by an actuarial valuation as of that date. The District's proportion of the net OPEB liability/asset was based on the District's share of contributions to the respective retirement systems relative to the contributions of all participating entities. Following is information related to the proportionate share and OPEB expense:

	<u>SERS</u>	<u>STRS</u>	<u>Total</u>
Proportion of the net OPEB liability prior measurement date	0.05363590%	0.04608640%	
Proportion of the net OPEB liability/asset current measurement date	<u>0.05661960%</u>	<u>0.04834277%</u>	
Change in proportionate share	<u>0.00298370%</u>	<u>0.00225637%</u>	
Proportionate share of the net OPEB liability	\$ 1,570,781	\$ -	\$ 1,570,781
Proportionate share of the net OPEB asset	\$ -	\$ 776,819	\$ 776,819
OPEB expense	\$ 58,484	\$ (1,679,666)	\$ (1,621,182)

**RIDGEWOOD LOCAL SCHOOL DISTRICT
COSHOCOTON COUNTY, OHIO**

NOTES TO THE BASIC FINANCIAL STATEMENTS
FOR THE FISCAL YEAR ENDED JUNE 30, 2019

NOTE 14 - DEFINED BENEFIT OPEB PLANS - (Continued)

At June 30, 2019, the District reported deferred outflows of resources and deferred inflows of resources related to OPEB from the following sources:

	<u>SERS</u>	<u>STRS</u>	<u>Total</u>
Deferred outflows of resources			
Differences between expected and actual experience	\$ 25,641	\$ 90,733	\$ 116,374
Difference between employer contributions and proportionate share of contributions/ change in proportionate share	60,663	80,409	141,072
Contributions subsequent to the measurement date	<u>43,351</u>	<u>-</u>	<u>43,351</u>
Total deferred outflows of resources	<u>\$ 129,655</u>	<u>\$ 171,142</u>	<u>\$ 300,797</u>
	<u>SERS</u>	<u>STRS</u>	<u>Total</u>
Deferred inflows of resources			
Differences between expected and actual experience	\$ -	\$ 45,260	\$ 45,260
Net difference between projected and actual earnings on pension plan investments	2,357	88,744	91,101
Changes of assumptions	141,124	1,058,477	1,199,601
Difference between employer contributions and proportionate share of contributions/ change in proportionate share	<u>53,279</u>	<u>40,818</u>	<u>94,097</u>
Total deferred inflows of resources	<u>\$ 196,760</u>	<u>\$ 1,233,299</u>	<u>\$ 1,430,059</u>

\$43,351 reported as deferred outflows of resources related to OPEB resulting from District contributions subsequent to the measurement date will be recognized as a reduction of the net OPEB liability/asset in the year ending June 30, 2020. Other amounts reported as deferred outflows of resources and deferred inflows of resources related to OPEB will be recognized in OPEB expense as follows:

	<u>SERS</u>	<u>STRS</u>	<u>Total</u>
Fiscal Year Ending June 30:			
2020	\$ (76,493)	\$ (192,018)	\$ (268,511)
2021	(56,691)	(192,018)	(248,709)
2022	6,023	(192,016)	(185,993)
2023	7,025	(171,863)	(164,838)
2024	6,864	(164,792)	(157,928)
Thereafter	<u>2,816</u>	<u>(149,450)</u>	<u>(146,634)</u>
Total	<u>\$ (110,456)</u>	<u>\$ (1,062,157)</u>	<u>\$ (1,172,613)</u>

**RIDGEWOOD LOCAL SCHOOL DISTRICT
COSHOCOTON COUNTY, OHIO**

NOTES TO THE BASIC FINANCIAL STATEMENTS
FOR THE FISCAL YEAR ENDED JUNE 30, 2019

NOTE 14 - DEFINED BENEFIT OPEB PLANS - (Continued)

Actuarial Assumptions - SERS

The total OPEB liability is determined by SERS' actuaries in accordance with GASB Statement No. 74, as part of their annual actuarial valuation for each retirement plan. Actuarial valuations of an ongoing plan involve estimates of the value of reported amounts (e.g., salaries, credited service) and assumptions about the probability of occurrence of events far into the future (e.g., mortality, disabilities, retirements, employment terminations). Actuarially determined amounts are subject to continual review and potential modifications, as actual results are compared with past expectations and new estimates are made about the future.

Projections of benefits for financial reporting purposes are based on the substantive plan (the plan as understood by the employers and plan members) and include the types of benefits provided at the time of each valuation and the historical pattern of sharing benefit costs between the employers and plan members to that point. The projection of benefits for financial reporting purposes does not explicitly incorporate the potential effects of legal or contractual funding limitations.

Actuarial calculations reflect a long-term perspective. For a newly hired employee, actuarial calculations will take into account the employee's entire career with the employer and also take into consideration the benefits, if any, paid to the employee after termination of employment until the death of the employee and any applicable contingent annuitant. In many cases, actuarial calculations reflect several decades of service with the employer and the payment of benefits after termination.

Key methods and assumptions used in calculating the total OPEB liability in the latest actuarial valuation date of June 30, 2018, are presented below:

Wage inflation	3.00%
Future salary increases, including inflation	3.50% to 18.20%
Investment rate of return	7.50% net of investments expense, including inflation
Municipal bond index rate:	
Measurement date	3.62%
Prior measurement date	3.56%
Single equivalent interest rate, net of plan investment expense, including price inflation:	
Measurement date	3.70%
Prior measurement date	3.63%
Medical trend assumption:	
Medicare	5.375 to 4.75%
Pre-Medicare	7.25 to 4.75%

Mortality rates were based on the RP-2014 Blue Collar Mortality Table with fully generational projection and Scale BB, 120% of male rates and 110% of female rates. RP-2000 Disabled Mortality Table with 90% for male rates and 100% for female rates set back five years.

The most recent experience study was completed for the five year period ended June 30, 2015.

**RIDGEWOOD LOCAL SCHOOL DISTRICT
COSHOCOTON COUNTY, OHIO**

NOTES TO THE BASIC FINANCIAL STATEMENTS
FOR THE FISCAL YEAR ENDED JUNE 30, 2019

NOTE 14 - DEFINED BENEFIT OPEB PLANS - (Continued)

The long-term expected rate of return on plan assets is reviewed as part of the actuarial five-year experience study. The most recent study covers fiscal years 2010 through 2015, and was adopted by the Board on April 21, 2016. Several factors are considered in evaluating the long-term rate of return assumption including long-term historical data, estimates inherent in current market data, and a log-normal distribution analysis in which best-estimate ranges of expected future real rates of return were developed by the investment consultant for each major asset class. These ranges were combined to produce the long-term expected rate of return, 7.50%, by weighting the expected future real rates of return by the target asset allocation percentage and then adding expected inflation. The capital market assumptions developed by the investment consultant are intended for use over a 10-year horizon and may not be useful in setting the long-term rate of return for funding pension plans which covers a longer timeframe. The assumption is intended to be a long-term assumption and is not expected to change absent a significant change in the asset allocation, a change in the inflation assumption, or a fundamental change in the market that alters expected returns in future years.

The target asset allocation and best estimates of arithmetic real rates of return for each major asset class, as used in the June 30, 2015 five-year experience study, are summarized as follows:

Asset Class	Target Allocation	Long-Term Expected Real Rate of Return
Cash	1.00 %	0.50 %
US Equity	22.50	4.75
International Equity	22.50	7.00
Fixed Income	19.00	1.50
Private Equity	10.00	8.00
Real Assets	15.00	5.00
Multi-Asset Strategies	10.00	3.00
Total	<u>100.00 %</u>	

Discount Rate - The discount rate used to measure the total OPEB liability at June 30, 2018 was 3.70%. The discount rate used to measure total OPEB liability prior to June 30, 2018 was 3.63%. The projection of cash flows used to determine the discount rate assumed that contributions will be made from members and the System at the state statute contribution rate of 2.00% of projected covered employee payroll each year, which includes a 1.50% payroll surcharge and 0.50% of contributions from the basic benefits plan. Based on these assumptions, the OPEB plan's fiduciary net position was projected to become insufficient to make future benefit payments during the fiscal year ending June 30, 2026. Therefore, the long-term expected rate of return on OPEB plan assets was used to present value the projected benefit payments through the fiscal year ending June 30, 2025 and the Fidelity General Obligation 20-year Municipal Bond Index rate of 3.62%, as of June 30, 2018 (i.e. municipal bond rate), was used to present value the projected benefit payments for the remaining years in the projection. A municipal bond rate of 3.56% was used as of June 30, 2017. The total present value of projected benefit payments from all years was then used to determine the single rate of return that was used as the discount rate. The projection of future benefit payments for all current plan members was until the benefit payments ran out.

**RIDGEWOOD LOCAL SCHOOL DISTRICT
COSHOCOTON COUNTY, OHIO**

NOTES TO THE BASIC FINANCIAL STATEMENTS
FOR THE FISCAL YEAR ENDED JUNE 30, 2019

NOTE 14 - DEFINED BENEFIT OPEB PLANS - (Continued)

Sensitivity of the District's Proportionate Share of the Net OPEB Liability to Changes in the Discount Rate and Changes in the Health Care Cost Trend Rates - The net OPEB liability is sensitive to changes in the discount rate and the health care cost trend rate. The following table presents the net OPEB liability of SERS, what SERS' net OPEB liability would be if it were calculated using a discount rate that is 1 percentage point lower (2.70%) and higher (4.70%) than the current discount rate (3.70%). Also shown is what SERS' net OPEB liability would be based on health care cost trend rates that are 1 percentage point lower (6.25% decreasing to 3.75%) and higher (8.25% decreasing to 5.75%) than the current rate.

	1% Decrease (2.70%)	Current Discount Rate (3.70%)	1% Increase (4.70%)
District's proportionate share of the net OPEB liability	\$ 1,906,019	\$ 1,570,781	\$ 1,305,335
	1% Decrease (6.25 % decreasing to 3.75 %)	Current Trend Rate (7.25 % decreasing to 4.75 %)	1% Increase (8.25 % decreasing to 5.75 %)
District's proportionate share of the net OPEB liability	\$ 1,267,332	\$ 1,570,781	\$ 1,972,601

Actuarial Assumptions - STRS

Key methods and assumptions used in the latest actuarial valuation, reflecting experience study results used in the July 1, 2018, actuarial valuation, compared with July 1, 2017, are presented below:

	July 1, 2018	July 1, 2017
Inflation	2.50%	2.50%
Projected salary increases	12.50% at age 20 to 2.50% at age 65	12.50% at age 20 to 2.50% at age 65
Investment rate of return	7.45%, net of investment expenses, including inflation	7.45%, net of investment expenses, including inflation
Payroll increases	3.00%	3.00%
Cost-of-living adjustments (COLA)	0.00%	0.00%, effective July 1, 2017
Discounted rate of return	7.45%	N/A
Blended discount rate of return	N/A	4.13%
Health care cost trends		6 to 11% initial, 4.50% ultimate
	Initial	Ultimate
Medical		
Pre-Medicare	6.00%	4.00%
Medicare	5.00%	4.00%
Prescription Drug		
Pre-Medicare	8.00%	4.00%
Medicare	-5.23%	4.00%

**RIDGEWOOD LOCAL SCHOOL DISTRICT
COSHOCTON COUNTY, OHIO**

NOTES TO THE BASIC FINANCIAL STATEMENTS
FOR THE FISCAL YEAR ENDED JUNE 30, 2019

NOTE 14 - DEFINED BENEFIT OPEB PLANS - (Continued)

Projections of benefits include the historical pattern of sharing benefit costs between the employers and retired plan members.

For healthy retirees the mortality rates are based on the RP-2014 Annuitant Mortality Table with 50% of rates through age 69, 70% of rates between ages 70 and 79, 90% of rates between ages 80 and 84, and 100% of rates thereafter, projected forward generationally using mortality improvement scale MP-2016. For disabled retirees, mortality rates are based on the RP-2014 Disabled Mortality Table with 90% of rates for males and 100% of rates for females, projected forward generationally using mortality improvement scale MP-2016.

Actuarial assumptions used in the June 30, 2018, valuation are based on the results of an actuarial experience study for the period July 1, 2011 through June 30, 2016.

Assumption Changes Since the Prior Measurement Date - The discount rate was increased from the blended rate of 4.13% to the long-term expected rate of return of 7.45% based on the methodology defined under GASB Statement No. 74, Financial Reporting for Postemployment Benefit Plans Other Than Pension Plans (OPEB). Valuation year per capita health care costs were updated.

Benefit Term Changes Since the Prior Measurement Date - The subsidy multiplier for non-Medicare benefit recipients was increased from 1.90% to 1.944% per year of service effective January 1, 2019. The non-Medicare frozen subsidy base premium was increased effective January 1, 2019 and all remaining Medicare Part B premium reimbursements will be discontinued beginning January 1, 2020.

STRS' investment consultant develops an estimate range for the investment return assumption based on the target allocation adopted by the Retirement Board. The target allocation and long-term expected rate of return for each major asset class are summarized as follows:

<u>Asset Class</u>	<u>Target Allocation**</u>	<u>Long Term Expected Real Rate of Return *</u>
Domestic Equity	28.00 %	7.35 %
International Equity	23.00	7.55
Alternatives	17.00	7.09
Fixed Income	21.00	3.00
Real Estate	10.00	6.00
Liquidity Reserves	<u>1.00</u>	2.25
Total	<u><u>100.00 %</u></u>	

*10-Year geometric nominal returns, which include the real rate of return and inflation of 2.25% and does not include investment expenses. Over a 30-year period, STRS' investment consultant indicates that the above target allocations should generate a return above the actuarial rate of return, without net value added by management.

** The Target Allocation percentage is effective as of July 1, 2017. Target weights will be phased in over a 24-month period concluding on July 1, 2019.

**RIDGEWOOD LOCAL SCHOOL DISTRICT
COSHOCOTON COUNTY, OHIO**

NOTES TO THE BASIC FINANCIAL STATEMENTS
FOR THE FISCAL YEAR ENDED JUNE 30, 2019

NOTE 14 - DEFINED BENEFIT OPEB PLANS - (Continued)

Discount Rate - The discount rate used to measure the total OPEB asset was 7.45% as of June 30, 2018. A discount rate used to measure the total OPEB liability was 4.13% as of June 30, 2017. The projection of cash flows used to determine the discount rate assumes STRS Ohio continues to allocate no employer contributions to the health care fund. Based on these assumptions, the OPEB plan's fiduciary net position was projected to be available to make all projected future benefit payments to current plan members. Therefore, the long-term expected rate of return on health care plan investments of 7.45% was used to measure the total OPEB asset as of June 30, 2018.

Sensitivity of the District's Proportionate Share of the Net OPEB Asset to Changes in the Discount and Health Care Cost Trend Rate - The following table represents the net OPEB asset as of June 30, 2018, calculated using the current period discount rate assumption of 7.45%, as well as what the net OPEB asset would be if it were calculated using a discount rate that is one percentage point lower (6.45%) or one percentage point higher (8.45%) than the current assumption. Also shown is the net OPEB asset as if it were calculated using health care cost trend rates that are one percentage point lower or one percentage point higher than the current health care cost trend rates.

	1% Decrease (6.45%)	Current Discount Rate (7.45%)	1% Increase (8.45%)
District's proportionate share of the net OPEB asset	\$ 665,807	\$ 776,819	\$ 870,120
	1% Decrease	Current Trend Rate	1% Increase
District's proportionate share of the net OPEB asset	\$ 864,853	\$ 776,819	\$ 687,414

NOTE 15 - BUDGETARY BASIS OF ACCOUNTING

While reporting financial position, results of operations, and changes in fund balance on the basis of accounting principles generally accepted in the United States of America (GAAP), the budgetary basis as provided by law is based upon accounting for certain transactions on a basis of cash receipts and disbursements.

The statement of revenue, expenditures and changes in fund balance - budget and actual (non-GAAP budgetary basis) presented for the general fund and schoolwide building program fund is presented on the budgetary basis to provide a meaningful comparison of actual results with the budget. The major differences between the budget basis and the GAAP basis are that:

- (a) Revenues and other financing sources are recorded when received in cash (budget basis) as opposed to when susceptible to accrual (GAAP basis);
- (b) Expenditures and other financing uses are recorded when paid in cash (budget basis) as opposed to when the liability is incurred (GAAP basis);

**RIDGEWOOD LOCAL SCHOOL DISTRICT
COSHOCOTON COUNTY, OHIO**

NOTES TO THE BASIC FINANCIAL STATEMENTS
FOR THE FISCAL YEAR ENDED JUNE 30, 2019

NOTE 15 - BUDGETARY BASIS OF ACCOUNTING (Continued)

- (c) In order to determine compliance with Ohio law, and to reserve that portion of the applicable appropriation, total outstanding encumbrances (budget basis) are recorded as the equivalent of an expenditure, as opposed to assigned or committed fund balance for that portion of outstanding encumbrances not already recognized as an account payable (GAAP basis);
- (d) Investments are reported at cost (budget basis) as opposed to fair value (GAAP basis); and,
- (e) Some funds are included in the general fund (GAAP basis), but have separate legally adopted budgets (budget basis).

The adjustments necessary to convert the results of operations for the fiscal year on the budget basis to the GAAP basis for the general fund and schoolwide building program fund are as follows:

	<u>General fund</u>	<u>Schoolwide Building Program fund</u>
Budget basis	\$ (139,879)	\$ 7,896
Net adjustment for revenue accruals	(249,448)	312,130
Net adjustment for expenditure accruals	(272,582)	(23,093)
Net adjustment for other sources/uses	215	(312,130)
Funds budgeted elsewhere	29,298	-
Adjustment for encumbrances	<u>71,308</u>	<u>2,200</u>
GAAP basis	<u>\$ (561,088)</u>	<u>\$ (12,997)</u>

Certain funds that are legally budgeted in separate special revenue funds are considered part of the general fund on a GAAP basis. This includes the uniform school supplies fund, the public school support fund and the termination benefits fund.

NOTE 16 - CONTINGENCIES

A. Grants

The District receives significant financial assistance from numerous federal, State and local agencies in the form of grants. The disbursement of funds received under these programs generally requires compliance with terms and conditions specified in the grant agreements and are subject to audit by the grantor agencies. Any disallowed claims resulting from such audits could become a liability of the District. However, in the opinion of management, any such disallowed claims will not have a material effect on the financial position of the District.

B. Litigation

The District is involved in no material litigation as either plaintiff or defendant.

**RIDGEWOOD LOCAL SCHOOL DISTRICT
COSHOCTON COUNTY, OHIO**

NOTES TO THE BASIC FINANCIAL STATEMENTS
FOR THE FISCAL YEAR ENDED JUNE 30, 2019

NOTE 16 - CONTINGENCIES - (Continued)

C. Foundation Funding

District Foundation funding is based on the annualized full-time equivalent (FTE) enrollment of each student. Effective for the 2018-2019 school year, traditional Districts must comply with minimum hours of instruction, instead of a minimum number of school days each year. The funding formula the Ohio Department of Education (ODE) is legislatively required to follow will continue to adjust as enrollment information is updated by the District, which can extend past the fiscal year-end. As of the date of this report, ODE adjustments for fiscal year 2019 have been finalized. The impact of the FTE adjustments resulted in immaterial receivables to the District.

NOTE 17 - SET-ASIDES

The District is required by State law to annually set-aside certain general fund revenue amounts, as defined by statutory formula, for the acquisition and construction of capital improvements. Amounts not spent by the end of the fiscal year or offset by similarly restricted resources received during the fiscal year must be held in cash at fiscal year-end. This amount must be carried forward to be used for the same purpose in future years. Expenditures exceeding the set-aside requirement may not be carried forward to the next fiscal year.

The following cash-basis information describes the change in the fiscal year-end set-aside amount for capital improvements. Disclosure of this information is required by State statute.

	<u>Capital Improvements</u>
Set-aside balance June 30, 2018	\$ -
Current year set-aside requirement	223,300
Current year qualifying expenditures	(289,384)
Current year offsets	<u>-</u>
Total	<u>\$ (66,084)</u>
Balance carried forward to fiscal year 2020	<u>\$ -</u>
Set-aside balance June 30, 2019	<u><u>\$ -</u></u>

NOTE 18 - OTHER COMMITMENTS

The District utilizes encumbrance accounting as part of its budgetary controls. Encumbrances outstanding at year end may be reported as part of restricted, committed, or assigned classifications of fund balance. At year end, the District's commitments for encumbrances in the governmental funds were as follows:

<u>Fund</u>	<u>Year-End Encumbrances</u>
General	\$ 63,816
Schoolwide building program	2,200
Nonmajor governmental	<u>86,591</u>
Total	<u><u>\$ 152,607</u></u>

**RIDGEWOOD LOCAL SCHOOL DISTRICT
COSHOCTON COUNTY, OHIO**

**NOTES TO THE BASIC FINANCIAL STATEMENTS
FOR THE FISCAL YEAR ENDED JUNE 30, 2019**

NOTE 19 - SUBSEQUENT EVENTS

The District approved the construction of a fieldhouse / locker room facility for \$484,600 on June 17, 2019. On August 23, 2019, the District approved changing the project to include the alternative plan which adjusted the cost to \$633,860. Additionally, on August 23, 2019 the District approved financing the project through a lease-purchase agreement up to \$635,000 at 2.80% interest, not to exceed ten years. The final terms of the lease-purchase agreement is subject to change upon the closing date.

THIS PAGE IS INTENTIONALLY LEFT BLANK

**RIDGEWOOD LOCAL SCHOOL DISTRICT
COSCHOCTON COUNTY, OHIO**

SCHEDULES OF REQUIRED SUPPLEMENTARY INFORMATION

SCHEDULE OF THE DISTRICT'S PROPORTIONATE SHARE OF
THE NET PENSION LIABILITY
SCHOOL EMPLOYEES RETIREMENT SYSTEM (SERS) OF OHIO

	LAST SIX FISCAL YEARS			
	2019	2018	2017	2016
District's proportion of the net pension liability	0.05571080%	0.05266300%	0.05673500%	0.05417590%
District's proportionate share of the net pension liability	\$ 3,190,661	\$ 3,146,498	\$ 4,152,479	\$ 3,091,329
District's covered payroll	\$ 1,921,356	\$ 1,820,779	\$ 1,894,271	\$ 1,630,979
District's proportionate share of the net pension liability as a percentage of its covered payroll	166.06%	172.81%	219.21%	189.54%
Plan fiduciary net position as a percentage of the total pension liability	71.36%	69.50%	62.98%	69.16%

Note: Information prior to 2014 was unavailable. Schedule is intended to show information for 10 years. Additional years will be displayed as they become available.

Amounts presented for each fiscal year were determined as of the District's measurement date which is the prior year-end.

SEE ACCOMPANYING NOTES TO THE REQUIRED SUPPLEMENTARY INFORMATION

<u>2015</u>	<u>2014</u>
0.05231600%	0.05231600%
\$ 2,647,683	\$ 3,111,065
\$ 1,520,195	\$ 1,513,909
174.17%	205.50%
71.70%	65.52%

**RIDGEWOOD LOCAL SCHOOL DISTRICT
COSCHOCTON COUNTY, OHIO**

SCHEDULES OF REQUIRED SUPPLEMENTARY INFORMATION

SCHEDULE OF THE DISTRICT'S PROPORTIONATE SHARE OF
THE NET PENSION LIABILITY
STATE TEACHERS RETIREMENT SYSTEM (STRS) OF OHIO

	LAST SIX FISCAL YEARS			
	2019	2018	2017	2016
District's proportion of the net pension liability	0.04834277%	0.04608640%	0.04715493%	0.04538164%
District's proportionate share of the net pension liability	\$ 10,629,490	\$ 10,947,923	\$ 15,784,176	\$ 12,542,158
District's covered payroll	\$ 5,541,343	\$ 5,121,579	\$ 5,002,036	\$ 4,807,129
District's proportionate share of the net pension liability as a percentage of its covered payroll	191.82%	213.76%	315.56%	260.91%
Plan fiduciary net position as a percentage of the total pension liability	77.31%	75.30%	66.80%	72.10%

Note: Information prior to 2014 was unavailable. Schedule is intended to show information for 10 years. Additional years will be displayed as they become available.

Amounts presented for each fiscal year were determined as of the District's measurement date which is the prior year-end.

SEE ACCOMPANYING NOTES TO THE REQUIRED SUPPLEMENTARY INFORMATION

<u>2015</u>	<u>2014</u>
0.04428400%	0.04428400%
\$ 10,771,401	\$ 12,830,823
\$ 4,524,600	\$ 4,418,908
238.06%	290.36%
74.70%	69.30%

**RIDGEWOOD LOCAL SCHOOL DISTRICT
COSCHOCTON COUNTY, OHIO**

SCHEDULES OF REQUIRED SUPPLEMENTARY INFORMATION

SCHEDULE OF DISTRICT PENSION CONTRIBUTIONS
SCHOOL EMPLOYEES RETIREMENT SYSTEM (SERS) OF OHIO

	LAST TEN FISCAL YEARS			
	<u>2019</u>	<u>2018</u>	<u>2017</u>	<u>2016</u>
Contractually required contribution	\$ 259,745	\$ 259,383	\$ 254,909	\$ 265,198
Contributions in relation to the contractually required contribution	<u>(259,745)</u>	<u>(259,383)</u>	<u>(254,909)</u>	<u>(265,198)</u>
Contribution deficiency (excess)	<u>\$ -</u>	<u>\$ -</u>	<u>\$ -</u>	<u>\$ -</u>
District's covered payroll	\$ 1,924,037	\$ 1,921,356	\$ 1,820,779	\$ 1,894,271
Contributions as a percentage of covered payroll	13.50%	13.50%	14.00%	14.00%

SEE ACCOMPANYING NOTES TO THE REQUIRED SUPPLEMENTARY INFORMATION

<u>2015</u>	<u>2014</u>	<u>2013</u>	<u>2012</u>	<u>2011</u>	<u>2010</u>
\$ 214,963	\$ 210,699	\$ 209,525	\$ 206,526	\$ 194,785	\$ 207,849
<u>(214,963)</u>	<u>(210,699)</u>	<u>(209,525)</u>	<u>(206,526)</u>	<u>(194,785)</u>	<u>(207,849)</u>
<u>\$ -</u>	<u>\$ -</u>	<u>\$ -</u>	<u>\$ -</u>	<u>\$ -</u>	<u>\$ -</u>
\$ 1,630,979	\$ 1,520,195	\$ 1,513,909	\$ 1,535,509	\$ 1,549,602	\$ 1,535,074
13.18%	13.86%	13.84%	13.45%	12.57%	13.54%

**RIDGEWOOD LOCAL SCHOOL DISTRICT
COSCHOCTON COUNTY, OHIO**

SCHEDULES OF REQUIRED SUPPLEMENTARY INFORMATION

SCHEDULE OF DISTRICT PENSION CONTRIBUTIONS
STATE TEACHERS RETIREMENT SYSTEM (STRS) OF OHIO

	LAST TEN FISCAL YEARS			
	<u>2019</u>	<u>2018</u>	<u>2017</u>	<u>2016</u>
Contractually required contribution	\$ 814,326	\$ 775,788	\$ 717,021	\$ 700,285
Contributions in relation to the contractually required contribution	<u>(814,326)</u>	<u>(775,788)</u>	<u>(717,021)</u>	<u>(700,285)</u>
Contribution deficiency (excess)	<u>\$ -</u>	<u>\$ -</u>	<u>\$ -</u>	<u>\$ -</u>
District's covered payroll	\$ 5,816,614	\$ 5,541,343	\$ 5,121,579	\$ 5,002,036
Contributions as a percentage of covered payroll	14.00%	14.00%	14.00%	14.00%

SEE ACCOMPANYING NOTES TO THE REQUIRED SUPPLEMENTARY INFORMATION

<u>2015</u>	<u>2014</u>	<u>2013</u>	<u>2012</u>	<u>2011</u>	<u>2010</u>
\$ 672,998	\$ 588,198	\$ 574,458	\$ 593,023	\$ 675,438	\$ 651,152
<u>(672,998)</u>	<u>(588,198)</u>	<u>(574,458)</u>	<u>(593,023)</u>	<u>(675,438)</u>	<u>(651,152)</u>
<u>\$ -</u>	<u>\$ -</u>	<u>\$ -</u>	<u>\$ -</u>	<u>\$ -</u>	<u>\$ -</u>
\$ 4,807,129	\$ 4,524,600	\$ 4,418,908	\$ 4,561,715	\$ 5,195,677	\$ 5,008,862
14.00%	13.00%	13.00%	13.00%	13.00%	13.00%

**RIDGEWOOD LOCAL SCHOOL DISTRICT
COSCHOCTON COUNTY, OHIO**

SCHEDULES OF REQUIRED SUPPLEMENTARY INFORMATION

SCHEDULE OF THE DISTRICT'S PROPORTIONATE SHARE OF
THE NET OPEB LIABILITY
SCHOOL EMPLOYEES RETIREMENT SYSTEM (SERS) OF OHIO

LAST THREE FISCAL YEARS

	<u>2019</u>	<u>2018</u>	<u>2017</u>
District's proportion of the net OPEB liability	0.05661960%	0.05363590%	0.05746311%
District's proportionate share of the net OPEB liability	\$ 1,570,781	\$ 1,439,447	\$ 1,637,911
District's covered payroll	\$ 1,921,356	\$ 1,820,779	\$ 1,894,271
District's proportionate share of the net OPEB liability as a percentage of its covered payroll	81.75%	79.06%	86.47%
Plan fiduciary net position as a percentage of the total OPEB liability	13.57%	12.46%	11.49%

Note: Information prior to 2017 was unavailable. Schedule is intended to show information for 10 years. Additional years will be displayed as they become available.

Amounts presented for each fiscal year were determined as of the District's measurement date which is the prior year-end.

SEE ACCOMPANYING NOTES TO THE REQUIRED SUPPLEMENTARY INFORMATION

**RIDGEWOOD LOCAL SCHOOL DISTRICT
COSCHOCTON COUNTY, OHIO**

SCHEDULES OF REQUIRED SUPPLEMENTARY INFORMATION

SCHEDULE OF THE DISTRICT'S PROPORTIONATE SHARE OF
THE NET OPEB LIABILITY/ASSET
STATE TEACHERS RETIREMENT SYSTEM (STRS) OF OHIO

LAST THREE FISCAL YEARS

	<u>2019</u>	<u>2018</u>	<u>2017</u>
District's proportion of the net OPEB liability/asset	0.04834277%	0.04608640%	0.04715493%
District's proportionate share of the net OPEB liability/(asset)	\$ (776,819)	\$ 1,798,121	\$ 2,521,858
District's covered payroll	\$ 5,541,343	\$ 5,121,579	\$ 5,002,036
District's proportionate share of the net OPEB liability/asset as a percentage of its covered payroll	14.02%	35.11%	50.42%
Plan fiduciary net position as a percentage of the total OPEB liability/asset	176.00%	47.10%	37.33%

Note: Information prior to 2017 was unavailable. Schedule is intended to show information for 10 years. Additional years will be displayed as they become available.

Amounts presented for each fiscal year were determined as of the District's measurement date which is the prior year-end.

SEE ACCOMPANYING NOTES TO THE REQUIRED SUPPLEMENTARY INFORMATION

**RIDGEWOOD LOCAL SCHOOL DISTRICT
COSCHOCTON COUNTY, OHIO**

SCHEDULES OF REQUIRED SUPPLEMENTARY INFORMATION

SCHEDULE OF DISTRICT OPEB CONTRIBUTIONS
SCHOOL EMPLOYEES RETIREMENT SYSTEM (SERS) OF OHIO

	LAST TEN FISCAL YEARS			
	<u>2019</u>	<u>2018</u>	<u>2017</u>	<u>2016</u>
Contractually required contribution	\$ 43,351	\$ 40,644	\$ 30,135	\$ 28,941
Contributions in relation to the contractually required contribution	<u>(43,351)</u>	<u>(40,644)</u>	<u>(30,135)</u>	<u>(28,941)</u>
Contribution deficiency (excess)	<u>\$ -</u>	<u>\$ -</u>	<u>\$ -</u>	<u>\$ -</u>
District's covered payroll	\$ 1,924,037	\$ 1,921,356	\$ 1,820,779	\$ 1,894,271
Contributions as a percentage of covered payroll	2.25%	2.11%	1.66%	1.53%

Note: The contributions as a percentage of covered payroll include the surcharge

SEE ACCOMPANYING NOTES TO THE REQUIRED SUPPLEMENTARY INFORMATION

<u>2015</u>	<u>2014</u>	<u>2013</u>	<u>2012</u>	<u>2011</u>	<u>2010</u>
\$ 40,120	\$ 28,442	\$ 25,369	\$ 31,775	\$ 45,839	\$ 36,708
<u>(40,120)</u>	<u>(28,442)</u>	<u>(25,369)</u>	<u>(31,775)</u>	<u>(45,839)</u>	<u>(36,708)</u>
<u>\$ -</u>	<u>\$ -</u>	<u>\$ -</u>	<u>\$ -</u>	<u>\$ -</u>	<u>\$ -</u>
\$ 1,630,979	\$ 1,520,195	\$ 1,513,909	\$ 1,535,509	\$ 1,549,602	\$ 1,535,074
2.50%	1.87%	1.68%	2.07%	2.96%	2.39%

**RIDGEWOOD LOCAL SCHOOL DISTRICT
COSCHOCTON COUNTY, OHIO**

SCHEDULES OF REQUIRED SUPPLEMENTARY INFORMATION

SCHEDULE OF DISTRICT OPEB CONTRIBUTIONS
STATE TEACHERS RETIREMENT SYSTEM (STRS) OF OHIO

	LAST TEN FISCAL YEARS			
	<u>2019</u>	<u>2018</u>	<u>2017</u>	<u>2016</u>
Contractually required contribution	\$ -	\$ -	\$ -	\$ -
Contributions in relation to the contractually required contribution	<u>-</u>	<u>-</u>	<u>-</u>	<u>-</u>
Contribution deficiency (excess)	<u>\$ -</u>	<u>\$ -</u>	<u>\$ -</u>	<u>\$ -</u>
District's covered payroll	\$ 5,816,614	\$ 5,541,343	\$ 5,121,579	\$ 5,002,036
Contributions as a percentage of covered payroll	0.00%	0.00%	0.00%	0.00%

SEE ACCOMPANYING NOTES TO THE REQUIRED SUPPLEMENTARY INFORMATION

<u>2015</u>	<u>2014</u>	<u>2013</u>	<u>2012</u>	<u>2011</u>	<u>2010</u>
\$ -	\$ 46,066	\$ 44,189	\$ 45,617	\$ 51,957	\$ 50,089
-	(46,066)	(44,189)	(45,617)	(51,957)	(50,089)
<u>\$ -</u>	<u>\$ -</u>	<u>\$ -</u>	<u>\$ -</u>	<u>\$ -</u>	<u>\$ -</u>
\$ 4,807,129	\$ 4,524,600	\$ 4,418,908	\$ 4,561,715	\$ 5,195,677	\$ 5,008,862
0.00%	1.00%	1.00%	1.00%	1.00%	1.00%

**RIDGEWOOD LOCAL SCHOOL DISTRICT
COSCHOCTON COUNTY, OHIO**

NOTES TO THE REQUIRED SUPPLEMENTARY INFORMATION
FOR THE FISCAL YEAR ENDED JUNE 30, 2019

PENSION

SCHOOL EMPLOYEES RETIREMENT SYSTEM (SERS) OF OHIO

Changes in benefit terms: There were no changes in benefit terms from the amounts reported for fiscal years 2014-2017. For fiscal year 2018, SERS changed from a fixed 3% annual increase to a Cost of Living Adjustment (COLA) based on the changes in the Consumer Price Index (CPI-W), with a cap of 2.5% and a floor of 0%. There were no changes in benefit terms from the amounts previously reported for fiscal year 2019.

Changes in assumptions: There were no changes in methods and assumptions used in the calculation of actuarial determined contributions for fiscal years 2014-2016. For fiscal year 2017, the following changes of assumptions affected the total pension liability since the prior measurement date: (a) the assumed rate of inflation was reduced from 3.25% to 3.00%, (b) payroll growth assumption was reduced from 4.00% to 3.50%, (c) assumed real wage growth was reduced from 0.75% to 0.50%, (d) Rates of withdrawal, retirement and disability were updated to reflect recent experience, (e) mortality among active members was updated to RP-2014 Blue Collar Mortality Table with fully generational projection and a five year age set-back for both males and females, (f) mortality among service retired members, and beneficiaries was updated to the following RP-2014 Blue Collar Mortality Table with fully generational projection with Scale BB, 120% of male rates, and 110% of female rates, (g) mortality among disabled members was updated to RP-2000 Disabled Mortality Table, 90% for male rates and 100% for female rates, set back five years is used for the period after disability retirement and (h) the discount rate was reduced from 7.75% to 7.50%. There were no changes in methods and assumptions used in the calculation of actuarial determined contributions for fiscal years 2018-2019.

STATE TEACHERS RETIREMENT SYSTEM (STRS) OF OHIO

Changes in benefit terms: There were no changes in benefit terms from the amounts reported for fiscal years 2014-2017. For fiscal year 2018, STRS decreased the Cost of Living Adjustment (COLA) to zero. There were no changes in benefit terms from amounts previously reported for fiscal year 2019.

Changes in assumptions: There were no changes in methods and assumptions used in the calculation of actuarial determined contributions for fiscal years 2014-2017. For fiscal year 2018, the following changes of assumption affected the total pension liability since the prior measurement date: (a) the long term expected rate of return was reduced from 7.75% to 7.45%, (b) the inflation assumption was lowered from 2.75% to 2.50%, (c) the payroll growth assumption was lowered to 3.00%, (d) total salary increases rate was lowered by decreasing the merit component of the individual salary increases, in addition to a decrease of 0.25% due to lower inflation (e) the healthy and disabled mortality assumptions were updated to the RP-2014 mortality tables with generational improvement scale MP-2016 and (f) rates of retirement, termination and disability were modified to better reflect anticipated future experience. There were no changes in methods and assumptions used in the calculation of actuarial determined contributions for fiscal year 2019.

(Continued)

**RIDGEWOOD LOCAL SCHOOL DISTRICT
COSCHOCTON COUNTY, OHIO**

NOTES TO THE REQUIRED SUPPLEMENTARY INFORMATION (CONTINUED)
FOR THE FISCAL YEAR ENDED JUNE 30, 2019

OTHER POSTEMPLOYMENT BENEFITS (OPEB)

SCHOOL EMPLOYEES RETIREMENT SYSTEM (SERS) OF OHIO

Changes in benefit terms: There were no changes in benefit terms from the amounts previously reported for fiscal years 2017-2019.

Changes in assumptions: There were no changes in methods and assumptions used in the calculation of actuarial determined contributions for fiscal year 2017. For fiscal year 2018, the following changes of assumptions affected the total OPEB liability since the prior measurement date: (a) assumed rate of inflation was reduced from 3.25% to 3.00%, (b) payroll growth assumption was reduced from 4.00% to 3.50%, (c) assumed real wage growth was reduced from 0.75% to 0.50%, (d) rates of withdrawal, retirement, and disability were updated to reflect recent experience, (e) mortality among active members was updated to the following: RP-2014 Blue Collar Mortality Table with fully generational projection and a five-year age set-back for both males and females, (f) mortality among service retired members, and beneficiaries was updated to the following: RP-2014 Blue Collar Mortality Table with fully generational projection with Scale BB, 120% of male rates, and 110% of female rates, (g) mortality among disabled members was updated to the following: RP-2000 Disabled Mortality Table, 90% for male rates and 100% for female rates, set back five years is used for the period after disability retirement, (h) the municipal bond index rate increased from 2.92% to 3.56% and (i) the single equivalent interest rate, net of plan investment expense, including price inflation increased from 2.98% to 3.63%. For fiscal year 2019, the following changes of assumptions affected the total OPEB liability since the prior measurement date: (a) the discount rate increased from 3.63% to 3.70%, (b) the health care cost trend rate for Medicare were changed from a range of 5.50%-5.00% to a range of 5.375%-4.75% and Pre-Medicare were changed from a range of 7.50%-5.00% to a range of 7.25%-4.75%, (c) the municipal bond index rate increased from 3.56% to 3.62% and (i) the single equivalent interest rate, net of plan investment expense, including price inflation increased from 3.63% to 3.70%.

STATE TEACHERS RETIREMENT SYSTEM (STRS) OF OHIO

Changes in benefit terms: There were no changes in benefit terms from the amounts previously reported for fiscal year 2017. For fiscal year 2018, STRS reduced the subsidy multiplier for non-Medicare benefit recipients from 2.1% to 1.9% per year of service. Medicare Part B premium reimbursements were discontinued for certain survivors and beneficiaries and all remaining Medicare Part B premium reimbursements will be discontinued beginning January 2019. For fiscal year 2019, STRS increased the subsidy multiplier for non-Medicare benefit recipients from 1.9% to 1.944% per year of service effective January 1, 2019. The non-Medicare frozen subsidy base premium was increased January 1, 2019 and all remaining Medicare Part B premium reimbursements will be discontinued beginning January 1, 2020.

Changes in assumptions: There were no changes in methods and assumptions used in the calculation of actuarial determined contributions for fiscal year 2017. For fiscal year 2018, the following changes of assumption affected the total OPEB liability since the prior measurement date: (a) the discount rate was increased from 3.26% to 4.13% based on the methodology defined under GASB Statement No. 74, Financial Reporting for Postemployment Benefit Plans Other Than Pension Plans (OPEB), (b) the long term expected rate of return was reduced from 7.75% to 7.45%, (c) valuation year per capita health care costs were updated, and the salary scale was modified, (d) the percentage of future retirees electing each option was updated based on current data and the percentage of future disabled retirees and terminated vested participants electing health coverage were decreased and (e) the assumed mortality, disability, retirement, withdrawal and future health care cost trend rates were modified along with the portion of rebated prescription drug costs. For fiscal year 2019, the following changes of assumptions affected the total OPEB liability since the prior measurement date: (a) the discount rate was increased from the blended rate of 4.13% to the long-term expected rate of return of 7.45% based on the methodology defined under GASB Statement No. 74, Financial Reporting for Postemployment Benefit Plans Other Than Pension Plans (OPEB) and (b) decrease in trend rates from 6.00%-11.00 initial; 4.50% ultimate down to Medical Pre-Medicare 6.00% and Medicare 5.00% initial; 4.00% ultimate and Prescription Drug Pre-Medicare 8.00% and Medicare (5.23%) initial; 4.00% ultimate.

This page intentionally left blank.

**RIDGEWOOD LOCAL SCHOOL DISTRICT
COSHOCOTON COUNTY**

**SCHEDULE OF EXPENDITURES OF FEDERAL AWARDS
FOR THE YEAR ENDED JUNE 30, 2019**

FEDERAL GRANTOR Pass Through Grantor Program / Cluster Title	Federal CFDA Number	Pass Through Entity Identifying Number	Total Federal Expenditures
<u>U.S. DEPARTMENT OF AGRICULTURE</u>			
<i>(Passed Through Ohio Department of Education)</i>			
Child Nutrition Cluster:			
Non-Cash Assistance (Food Program):			
National School Lunch Program (NSLP)	10.555	N/A	\$59,166
Cash Assistance:			
School Breakfast Program (SBP)	10.553	N/A	110,569
National School Lunch Program (NSLP)	10.555	N/A	326,146
Cash Assistance Subtotal			<u>436,715</u>
Total Child Nutrition Cluster			<u>495,881</u>
Total U.S. Department of Agriculture			495,881
<u>U.S. DEPARTMENT OF EDUCATION</u>			
<i>(Passed Through Ohio Department of Education)</i>			
Title I, Part A:			
Title I Grants to Local Educational Agencies	84.010	S010A170035	42,753
Title I Grants to Local Educational Agencies	84.010	S010A180035	229,390
Total Title I, Part A			<u>272,143</u>
Special Education Cluster (IDEA):			
Special Education - Grants to States (IDEA, Part B)	84.027	H027A170111	58,998
Special Education - Grants to States (IDEA, Part B)	84.027	H027A180111	208,915
Total Special Education - Grants to States (IDEA, Part B)			<u>267,913</u>
Special Education - Preschool Grants (IDEA Preschool)	84.173	H173A170119	372
Special Education - Preschool Grants (IDEA Preschool)	84.173	H173A180119	6,329
Total Special Education - Preschool Grants (IDEA Preschool)			<u>6,701</u>
Total Special Education Cluster (IDEA)			<u>274,614</u>
Rural Education Program - Title V-B	84.358	2019	350
Supporting Effective Instruction State Grants:			
Supporting Effective Instruction State Grants	84.367	S367A170034	6,397
Supporting Effective Instruction State Grants	84.367	S367A180034	36,442
Total Supporting Effective Instruction State Grants			<u>42,839</u>
Student Support and Academic Enrichment - Title IV-A	84.424	S424A180036	14,570
Total U.S. Department of Education			<u>604,516</u>
Total Expenditures of Federal Awards			<u><u>\$1,100,397</u></u>

The accompanying notes are an integral part of this schedule.

This page intentionally left blank.

**RIDGEWOOD LOCAL SCHOOL DISTRICT
COSHOCKTON COUNTY**

**NOTES TO THE SCHEDULE OF EXPENDITURES OF FEDERAL AWARDS
2 CFR 200.510(b)(6)
FOR THE YEAR ENDED JUNE 30, 2019**

NOTE A – BASIS OF PRESENTATION

The accompanying Schedule of Expenditures of Federal Awards (the Schedule) includes the federal award activity of Ridgewood Local School District (the District) under programs of the federal government for the year ended June 30, 2019. The information on this Schedule is prepared in accordance with the requirements of Title 2 U.S. Code of Federal Regulations Part 200, *Uniform Administrative Requirements, Cost Principles, and Audit Requirements for Federal Awards* (Uniform Guidance). Because the Schedule presents only a selected portion of the operations of the District, it is not intended to and does not present the financial position, changes in net position, or cash flows of the District.

NOTE B – SUMMARY OF SIGNIFICANT ACCOUNTING POLICIES

Expenditures reported on the Schedule are reported on the cash basis of accounting. Such expenditures are recognized following the cost principles contained in Title 2 U.S. Code of Federal Regulations Part 200, *Uniform Administrative Requirements, Cost Principles, and Audit Requirements for Federal Awards*, wherein certain types of expenditures may or may not be allowable or may be limited as to reimbursement. The District has elected not to use the 10-percent de minimis indirect cost rate as allowed under the Uniform Guidance.

NOTE C - CHILD NUTRITION CLUSTER

The District commingles cash receipts from the U.S. Department of Agriculture with similar State grants. When reporting expenditures on this Schedule, the District assumes it expends federal monies first.

NOTE D – FOOD DONATION PROGRAM

The District reports commodities consumed on the Schedule at the entitlement value. The District allocated donated food commodities to the respective program that benefitted from the use of those donated food commodities.

NOTE E - TRANSFERS BETWEEN PROGRAM YEARS

Federal regulations require schools to obligate certain federal awards by June 30. However, with ODE's consent, schools can transfer unobligated amounts to the subsequent fiscal year's program. The District transferred the following amounts from 2019 to 2020 programs:

<u>Program Title</u>	<u>CFDA Number</u>	<u>Amt. Transferred</u>
Title I Grants to Local Education Agencies	84.010	\$ 2,084
Special Education - Preschool Grants (IDEA Preschool)	84.173	518
Special Education - IDEA-B	84.027	3,317
Student Support and Academic Enrichment - Title IV-A	84.424	6,128

**RIDGEWOOD LOCAL SCHOOL DISTRICT
COSHOCKTON COUNTY**

**NOTES TO THE SCHEDULE OF EXPENDITURES OF FEDERAL AWARDS
2 CFR 200.510(b)(6)
FOR THE YEAR ENDED JUNE 30, 2019
(Continued)**

NOTE F - SCHOOLWIDE POOL FUND

Federal regulations set by the Elementary and Secondary Education Act (ESEA) / Every Student Succeeds Act (ESSA) allows eligible schools to combine Federal, State and Local Funds to upgrade the entire educational program of the school and to raise academic achievement for all students. Except for some or the specific requirements under the applicable Federal program, Federal funds that a school consolidates in the schoolwide program are not subject to most of the statutory or regulatory requirements of the program providing the funds of the schoolwide program meets the intent and the purpose of those programs.

For FY 2019, the District consolidated Title I and Title II-A federal grants into a schoolwide program. The following Title I and Title II-A receipts were transferred into the schoolwide program in FY 2019:

<u>Program Title</u>	<u>CFDA Number</u>	<u>Amt. Transferred</u>
Title I Grants to Local Education Agencies	84.010	\$269,291
Supporting Effective Instruction State Grants	84.367	\$42,839

The Title I funds received in by the District and not transferred, remained in the Title I fund as required by the set-a-side provisions from the Ohio Department of Education.



53 Johnson Road
The Plains, Ohio 45780-1231
(740) 594-3300 or (800) 441-1389
SoutheastRegion@ohioauditor.gov

**INDEPENDENT AUDITOR'S REPORT ON INTERNAL CONTROL OVER
FINANCIAL REPORTING AND ON COMPLIANCE AND OTHER MATTERS
REQUIRED BY *GOVERNMENT AUDITING STANDARDS***

Ridgewood Local School District
Coshocton County
301 S. Oak Street
West Lafayette, Ohio 43845

To the Board of Education:

We have audited, in accordance with auditing standards generally accepted in the United States and the Comptroller General of the United States' *Government Auditing Standards*, the financial statements of the governmental activities, each major fund, and the aggregate remaining fund information of the Ridgewood Local School District, Coshocton County, Ohio (the District), as of and for the year ended June 30, 2019, and the related notes to the financial statements, which collectively comprise the District's basic financial statements and have issued our report thereon dated February 12, 2020.

Internal Control Over Financial Reporting

As part of our financial statement audit, we considered the District's internal control over financial reporting (internal control) to determine the audit procedures appropriate in the circumstances to the extent necessary to support our opinion on the financial statements, but not to the extent necessary to opine on the effectiveness of the District's internal control. Accordingly, we have not opined on it.

A *deficiency in internal control* exists when the design or operation of a control does not allow management or employees, when performing their assigned functions, to prevent, or detect and timely correct misstatements. A *material weakness* is a deficiency, or combination of internal control deficiencies resulting in a reasonable possibility that internal control will not prevent or detect and timely correct a material misstatement of the District's financial statements. A *significant deficiency* is a deficiency, or a combination of deficiencies, in internal control that is less severe than a material weakness, yet important enough to merit attention by those charged with governance.

Our consideration of internal control was for the limited purpose described in the first paragraph of this section and was not designed to identify all internal control deficiencies that might be material weaknesses or significant deficiencies. Given these limitations, we did not identify any deficiencies in internal control that we consider material weaknesses. However, unidentified material weaknesses may exist.

Compliance and Other Matters

As part of reasonably assuring whether the District's financial statements are free of material misstatement, we tested its compliance with certain provisions of laws, regulations, contracts, and grant agreements, noncompliance with which could directly and materially affect the determination of financial statement amounts. However, opining on compliance with those provisions was not an objective of our audit and accordingly, we do not express an opinion. The results of our tests disclosed no instances of noncompliance or other matters we must report under *Government Auditing Standards*.

Purpose of this Report

This report only describes the scope of our internal control and compliance testing and our testing results, and does not opine on the effectiveness of the District's internal control or on compliance. This report is an integral part of an audit performed under *Government Auditing Standards* in considering the District's internal control and compliance. Accordingly, this report is not suitable for any other purpose.



Keith Faber
Auditor of State
Columbus, Ohio

February 12, 2020

OHIO AUDITOR OF STATE KEITH FABER



53 Johnson Road
The Plains, Ohio 45780-1231
(740) 594-3300 or (800) 441-1389
SoutheastRegion@ohioauditor.gov

INDEPENDENT AUDITOR'S REPORT ON COMPLIANCE WITH REQUIREMENTS APPLICABLE TO THE MAJOR FEDERAL PROGRAM AND ON INTERNAL CONTROL OVER COMPLIANCE REQUIRED BY THE UNIFORM GUIDANCE

Ridgewood Local School District
Coshocton County
301 S. Oak Street
West Lafayette, Ohio 43845

To the Board of Education:

Report on Compliance for the Major Federal Program

We have audited the Ridgewood Local School District's, Coshocton County, Ohio (the District), compliance with the applicable requirements described in the U.S. Office of Management and Budget (OMB) *Compliance Supplement* that could directly and materially affect the Ridgewood Local School District's major federal program for the year ended June 30, 2019. The *Summary of Auditor's Results* in the accompanying Schedule of Findings identifies the District's major federal program.

Management's Responsibility

The District's Management is responsible for complying with federal statutes, regulations, and the terms and conditions of its federal awards applicable to its federal program.

Auditor's Responsibility

Our responsibility is to opine on the District's compliance for the District's major federal program based on our audit of the applicable compliance requirements referred to above. Our compliance audit followed auditing standards generally accepted in the United States of America; the standards for financial audits included in the Comptroller General of the United States' *Government Auditing Standards*; and the audit requirements of Title 2 U.S. *Code of Federal Regulations* Part 200, *Uniform Administrative Requirements, Cost Principles, and Audit Requirements for Federal Awards* (Uniform Guidance). These standards and the Uniform Guidance require us to plan and perform the audit to reasonably assure whether noncompliance with the applicable compliance requirements referred to above that could directly and materially affect a major federal program occurred. An audit includes examining, on a test basis, evidence about the District's compliance with those requirements and performing such other procedures as we considered necessary in the circumstances.

We believe our audit provides a reasonable basis for our compliance opinion on the District's major program. However, our audit does not provide a legal determination of the District's compliance.

Opinion on the Major Federal Program

In our opinion, the Ridgewood Local School District complied, in all material respects with the compliance requirements referred to above that could directly and materially affect its major federal program for the year ended June 30, 2019.

Report on Internal Control Over Compliance

The District's management is responsible for establishing and maintaining effective internal control over compliance with the applicable compliance requirements referred to above. In planning and performing our compliance audit, we considered the District's internal control over compliance with the applicable requirements that could directly and materially affect a major federal program, to determine our auditing procedures appropriate for opining on each major federal program's compliance and to test and report on internal control over compliance in accordance with the Uniform Guidance, but not to the extent needed to opine on the effectiveness of internal control over compliance. Accordingly, we have not opined on the effectiveness of the District's internal control over compliance.

A deficiency in internal control over compliance exists when the design or operation of a control over compliance does not allow management or employees, when performing their assigned functions, to prevent, or to timely detect and correct, noncompliance with a federal program's applicable compliance requirement. A *material weakness in internal control over compliance* is a deficiency, or combination of deficiencies, in internal control over compliance, such that there is a reasonable possibility that material noncompliance with a federal program compliance requirement will not be prevented, or timely detected and corrected. A *significant deficiency in internal control over compliance* is a deficiency, or a combination of deficiencies, in internal control over compliance with federal program's applicable compliance requirement that is less severe than a material weakness in internal control over compliance, yet important enough to merit attention by those charged with governance.

Our consideration of internal control over compliance was for the limited purpose described in the first paragraph of this section and would not necessarily identify all deficiencies in internal control over compliance that might be material weaknesses or significant deficiencies. We did not identify any deficiencies in internal control over compliance that we consider to be material weaknesses. However, material weaknesses may exist that have not been identified.

This report only describes the scope of our internal control over compliance tests and the results of this testing based on Uniform Guidance requirements. Accordingly, this report is not suitable for any other purpose.



Keith Faber
Auditor of State
Columbus, Ohio

February 12, 2020

**RIDGEWOOD LOCAL SCHOOL DISTRICT
COSHOCKTON COUNTY**

**SCHEDULE OF FINDINGS
2 CFR § 200.515
JUNE 30, 2019**

1. SUMMARY OF AUDITOR'S RESULTS

<i>(d)(1)(i)</i>	Type of Financial Statement Opinion	Unmodified
<i>(d)(1)(ii)</i>	Were there any material weaknesses in internal control reported at the financial statement level (GAGAS)?	No
<i>(d)(1)(ii)</i>	Were there any significant deficiencies in internal control reported at the financial statement level (GAGAS)?	No
<i>(d)(1)(iii)</i>	Was there any reported material noncompliance at the financial statement level (GAGAS)?	No
<i>(d)(1)(iv)</i>	Were there any material weaknesses in internal control reported for major federal programs?	No
<i>(d)(1)(iv)</i>	Were there any significant deficiencies in internal control reported for major federal programs?	No
<i>(d)(1)(v)</i>	Type of Major Programs' Compliance Opinion	Unmodified
<i>(d)(1)(vi)</i>	Are there any reportable findings under 2 CFR § 200.516(a)?	No
<i>(d)(1)(vii)</i>	Major Program (list):	Child Nutrition Cluster CFDA #10.553 and 10.555
<i>(d)(1)(viii)</i>	Dollar Threshold: Type A/B Programs	Type A: > \$ 750,000 Type B: all others
<i>(d)(1)(ix)</i>	Low Risk Auditee under 2 CFR § 200.520?	Yes

**2. FINDINGS RELATED TO THE FINANCIAL STATEMENTS
REQUIRED TO BE REPORTED IN ACCORDANCE WITH GAGAS**

None

3. FINDINGS AND QUESTIONED COSTS FOR FEDERAL AWARDS

None

This page intentionally left blank.

OHIO AUDITOR OF STATE KEITH FABER



RIDGEWOOD LOCAL SCHOOL DISTRICT

COSHOCTON COUNTY

CLERK'S CERTIFICATION

This is a true and correct copy of the report which is required to be filed in the Office of the Auditor of State pursuant to Section 117.26, Revised Code, and which is filed in Columbus, Ohio.

Susan Babbitt

CLERK OF THE BUREAU

**CERTIFIED
FEBRUARY 25, 2020**