



Rea & associates *a brighter way*

# Warren City School District Trumbull County, Ohio

## *Audited Financial Statements*

For the Fiscal Year Ended  
June 30, 2018



# OHIO AUDITOR OF STATE KEITH FABER



Board of Education  
Warren City School District  
105 High Street  
Warren, Ohio 44481

We have reviewed the *Independent Auditor's Report* of the Warren City School District, Trumbull County, prepared by Rea & Associates, Inc., for the audit period July 1, 2017 through June 30, 2018. Based upon this review, we have accepted these reports in lieu of the audit required by Section 117.11, Revised Code. The Auditor of State did not audit the accompanying financial statements and, accordingly, we are unable to express, and do not express an opinion on them.

Our review was made in reference to the applicable sections of legislative criteria, as reflected by the Ohio Constitution, and the Revised Code, policies, procedures and guidelines of the Auditor of State, regulations and grant requirements. The Warren City School District is responsible for compliance with these laws and regulations.

A handwritten signature in cursive script that reads "Keith Faber".

Keith Faber  
Auditor of State  
Columbus, Ohio

January 25, 2019

**This page intentionally left blank.**

**Warren City School District**  
**Trumbull County, Ohio**  
*Table of Contents*  
*June 30, 2018*

	<i>Page</i>
Independent Auditor’s Report .....	1
Management’s Discussion and Analysis .....	5
Basic Financial Statements:	
Government-Wide Financial Statements:	
Statement of Net Position.....	18
Statement of Activities .....	19
Fund Financial Statements:	
Balance Sheet – Governmental Funds.....	20
Reconciliation of Total Governmental Fund Balances to Net Position of Governmental Activities .....	21
Statement of Revenues, Expenditures and Changes in Fund Balances – Governmental Funds.....	22
Reconciliation of the Statement of Revenues, Expenditures and Changes in Fund Balances of Governmental Funds to the Statement of Activities.....	23
Statement of Revenues, Expenditures and Changes in Fund Balance – Budget and Actual (Non-GAAP Budgetary Basis) – General Fund .....	24
Statement of Net Position – Proprietary Funds .....	25
Statement of Revenues, Expenses and Changes in Net Position – Proprietary Funds .....	26
Statement of Cash Flows – Proprietary Funds .....	27
Statement of Fiduciary Assets and Liabilities – Fiduciary Funds .....	28
Notes to the Basic Financial Statements .....	29
Required Supplementary Information:	
Schedule of the District’s Proportionate Share of the Net Pension Liability:	
School Employees Retirement System (SERS) of Ohio .....	76
State Teachers Retirement System (STRS) of Ohio.....	77
Schedule of District Pension Contributions:	
School Employees Retirement System (SERS) of Ohio .....	78
State Teachers Retirement System (STRS) of Ohio.....	80

**Warren City School District**  
**Trumbull County, Ohio**  
*Table of Contents (Continued)*  
*June 30, 2018*

	<i>Page</i>
Schedule of the District's Proportionate Share of the Net OPEB Liability:	
School Employees Retirement System (SERS) of Ohio .....	82
State Teachers Retirement System (STRS) of Ohio.....	83
Schedule of District OPEB Contributions:	
School Employees Retirement System (SERS) of Ohio .....	84
State Teachers Retirement System (STRS) of Ohio.....	86
Notes to Required Supplementary Information.....	88
Independent Auditor's Report on Internal Control over Financial Reporting and on Compliance and Other Matters Based on an Audit of Financial Statements Performed in Accordance with Government Auditing Standards .....	90
Independent Auditor's Report on Compliance for Each Major Federal Program and Report on Internal Control Over Compliance Required by the Uniform Guidance.....	92
Schedule of Expenditures of Federal Awards .....	94
Notes to the Schedule of Expenditures of Federal Awards .....	95
Schedule of Findings and Questioned Costs .....	96

December 18, 2018

To the Board of Education  
Warren City School District  
Trumbull County, Ohio  
105 High Street North East  
Warren, OH 44481

## **Independent Auditor's Report**

### **Report on the Financial Statements**

We have audited the accompanying financial statements of the governmental activities, each major fund, and the aggregate remaining fund information of Warren City School District, Trumbull County, Ohio, (the District) as of and for the year ended June 30, 2018, and the related notes to the financial statements, which collectively comprise the District's basic financial statements as listed in the table of contents.

#### ***Management's Responsibility for the Financial Statements***

Management is responsible for the preparation and fair presentation of these financial statements in accordance with accounting principles generally accepted in the United States of America; this includes the design, implementation, and maintenance of internal control relevant to the preparation and fair presentation of financial statements that are free from material misstatement, whether due to fraud or error.

#### ***Auditor's Responsibility***

Our responsibility is to express opinions on these financial statements based on our audit. We conducted our audit in accordance with auditing standards generally accepted in the United States of America and the standards applicable to financial audits contained in *Government Auditing Standards*, issued by the Comptroller General of the United States. Those standards require that we plan and perform the audit to obtain reasonable assurance about whether the financial statements are free from material misstatement.

An audit involves performing procedures to obtain audit evidence about the amounts and disclosures in the financial statements. The procedures selected depend on the auditor's judgment, including the assessment of the risks of material misstatement of the financial statements, whether due to fraud or error. In making those risk assessments, the auditor considers internal control relevant to the entity's preparation and fair presentation of the financial statements in order to design audit procedures that are appropriate in the circumstances, but not for the purpose of expressing an opinion on the effectiveness of the entity's internal control. Accordingly, we express no such opinion. An audit also includes evaluating the appropriateness of accounting policies used and the reasonableness of significant accounting estimates made by management, as well as evaluating the overall presentation of the financial statements.

We believe that the audit evidence we have obtained is sufficient and appropriate to provide a basis for our audit opinions.

***Opinions***

In our opinion, the financial statements referred to above present fairly, in all material respects, the respective financial position of the governmental activities, each major fund, and the aggregate remaining fund information of Warren City School District, Trumbull County, Ohio, as of June 30, 2018, and the respective changes in financial position and, where applicable, cash flows thereof and the respective budgetary comparison for the general fund for the year then ended in accordance with accounting principles generally accepted in the United States of America.

***Emphasis of a Matter***

As described in Note 3, the School District restated the net position balances to account for the implementation of GASB Statement No. 75, *Accounting and Financial Reporting for Postemployment Benefits other than Pensions*. Our opinion is not modified with respect to this matter.

***Other Matters***

***Required Supplementary Information***

Accounting principles generally accepted in the United States of America require that the *Management's Discussion and Analysis, Schedule of the District's Proportionate Share of the Net Pension Liability, Schedule of District Pension Contributions, Schedule of the District's Proportionate Share of Net OPEB Liability, and Schedule of District OPEB Contributions* on pages 5-17, 76-77, 78-81, 82-83, and 84-87 respectively, be presented to supplement the basic financial statements. Such information, although not a part of the basic financial statements, are required by the Governmental Accounting Standards Board who considers it to be an essential part of financial reporting for placing the basic financial statements in an appropriate operational, economic, or historical context. We have applied certain limited procedures to the required supplementary information in accordance with auditing standards generally accepted in the United States of America, which consisted of inquiries of management about the methods of preparing the information and comparing the information for consistency with management's responses to our inquiries, the basic financial statements, and other knowledge we obtained during our audit of the basic financial statements. We do not express an opinion or provide any assurance on the information because the limited procedures do not provide us with sufficient evidence to express an opinion or provide any assurance.

***Other Information***

Our audit was conducted for the purpose of forming opinions on the financial statements that collectively comprise the District's basic financial statements. The schedule of expenditures of federal awards, as required by *Title 2 U.S. Code of Federal Regulations Part 200, Uniform Administrative Requirements, Cost Principles, and Audit Requirements for Federal Awards (Uniform Guidance)*, is presented for purposes of additional analysis and is not a required part of the basic financial statements.



The *Schedule of Expenditures of Federal Awards* is the responsibility of management and was derived from and relates directly to the underlying accounting and other records used to prepare the basic financial statements. Such information has been subjected to the auditing procedures applied in the audit of the basic financial statements and certain additional procedures, including comparing and reconciling such information directly to the underlying accounting and other records used to prepare the basic financial statements or to the basic financial statements themselves, and other additional procedures in accordance with auditing standards generally accepted in the United States of America. In our opinion, the *Schedule of Expenditures of Federal Awards* is fairly stated, in all material respects, in relation to the basic financial statements as a whole.

**Other Reporting Required by *Government Auditing Standards***

In accordance with *Government Auditing Standards*, we have also issued our report dated December 18, 2018 on our consideration of the District's internal control over financial reporting and on our tests of its compliance with certain provisions of laws, regulations, contracts, and grant agreements and other matters. The purpose of that report is to describe the scope of our testing of internal control over financial reporting and compliance and the results of that testing, and not to provide an opinion on the effectiveness of the District's internal control over financial reporting or on compliance. That report is an integral part of an audit performed in accordance with *Government Auditing Standards* in considering District's internal control over financial reporting and compliance.

*Hea & Associates, Inc.*

New Philadelphia, Ohio

*This page intentionally left blank*

**WARREN CITY SCHOOL DISTRICT  
TRUMBULL COUNTY, OHIO**

**MANAGEMENT'S DISCUSSION AND ANALYSIS  
FOR THE FISCAL YEAR ENDED JUNE 30, 2018**

The management's discussion and analysis of the Warren City School District's (the "District") financial performance provides an overall review of the District's financial activities for the fiscal year ended June 30, 2018. The intent of this discussion and analysis is to look at the District's financial performance as a whole; readers should also review the basic financial statements and the notes to the basic financial statements to enhance their understanding of the District's financial performance.

**Financial Highlights**

Key financial highlights for 2018 are as follows:

- The District's net position of governmental activities increased \$35,363,607 which represents a 110.81% decrease from 2017's restated net position.
- General revenues accounted for \$68,697,807 in revenue or 75.67% of all revenues. Program specific revenues in the form of charges for services and sales, grants and contributions accounted for \$22,084,504 or 24.33% of total revenues of \$90,782,311.
- The District had \$55,418,704 in expenses related to governmental activities; \$22,084,504 of these expenses were offset by program specific charges for services, grants or contributions. General revenues supporting governmental activities (primarily taxes and unrestricted grants and entitlements) of \$68,697,807 were adequate to provide for these programs.
- The District's major governmental fund is the general fund. The general fund had \$74,706,889 in revenues and other financing sources, and \$70,479,002 in expenditures and other financing uses. During fiscal year 2018, the general fund's fund balance increased \$4,227,887 from \$24,810,335 to \$29,038,222.

**Using these Basic Financial Statements**

This annual report consists of a series of financial statements and notes to those statements. These statements are organized so the reader can understand the District as a financial whole, an entire operating entity. The statements then proceed to provide an increasingly detailed look at specific financial activities.

The statement of net position and statement of activities provide information about the activities of the whole District, presenting both an aggregate view of the District's finances and a longer-term view of those finances. Fund financial statements provide the next level of detail. For governmental funds, these statements tell how services were financed in the short-term as well as what remains for future spending. The fund financial statements also look at the District's most significant funds with all other nonmajor funds presented in total in one column. In the case of the District, the general fund is by far the most significant fund, and the only governmental fund reported as a major fund.

**Reporting the District as a Whole**

***Statement of Net Position and the Statement of Activities***

While this document contains the large number of funds used by the District to provide programs and activities, the view of the District as a whole looks at all financial transactions and asks the question, "How did we do financially during 2018?" The statement of net position and the statement of activities answer this question. These statements include all assets, deferred outflows, liabilities, deferred inflows, revenues and expenses using the accrual basis of accounting similar to the accounting used by most private-sector companies. This basis of accounting will take into account all of the current year's revenues and expenses regardless of when cash is received or paid.

**WARREN CITY SCHOOL DISTRICT  
TRUMBULL COUNTY, OHIO**

**MANAGEMENT'S DISCUSSION AND ANALYSIS  
FOR THE FISCAL YEAR ENDED JUNE 30, 2018**

These two statements report the District's net position and changes in that position. This change in net position is important because it tells the reader that, for the District as a whole, the financial position of the District has improved or diminished. The causes of this change may be the result of many factors, some financial, some not. Non-financial factors include the District's property tax base, current property tax laws in Ohio restricting revenue growth, facility conditions, required educational programs and other factors.

In the statement of net position and the statement of activities, the governmental activities include the District's programs and services, including instruction, support services, operation and maintenance of plant, pupil transportation, extracurricular activities, and food service operations.

The District's statement of net position and statement of activities can be found on pages 18-19 of this report.

**Reporting the District's Most Significant Funds**

***Fund Financial Statements***

The analysis of the District's major governmental fund begins on page 14. Fund financial reports provide detailed information about the District's major funds. The District uses many funds to account for a multitude of financial transactions. However, these fund financial statements focus on the District's most significant funds. The District's major governmental fund is the general fund.

***Governmental Funds***

Most of the District's activities are reported in governmental funds, which focus on how money flows into and out of those funds and the balances left at year-end available for spending in future periods. These funds are reported using an accounting method called modified accrual accounting, which measures cash and all other financial assets than can readily be converted to cash. The governmental fund financial statements provide a detailed short-term view of the District's general government operations and the basic services it provides. Governmental fund information helps you determine whether there are more or fewer financial resources that can be spent in the near future to finance educational programs. The relationship (or differences) between governmental activities (reported on the statement of net position and in the statement of activities) and governmental funds is reconciled in the basic financial statements. The basic governmental fund financial statements can be found on pages 20-24 of this report.

***Proprietary Funds***

The District maintains one type of proprietary fund. Internal service funds are an accounting device used to accumulate and allocate costs internally among the District's various functions. The District's internal service funds account for self-insurance, warehouse service and parking programs. The basic proprietary fund financial statements can be found on pages 25-27 of this report.

***Reporting the District's Fiduciary Responsibilities***

The District acts in a trustee capacity as an agent for individuals or other entities. These activities are reported in agency funds. All of the District's fiduciary activities are reported in separate statements of fiduciary assets and liabilities on page 28. These activities are excluded from the District's other financial statements because the assets cannot be utilized by the District to finance its operations.

**WARREN CITY SCHOOL DISTRICT  
TRUMBULL COUNTY, OHIO**

**MANAGEMENT'S DISCUSSION AND ANALYSIS  
FOR THE FISCAL YEAR ENDED JUNE 30, 2018**

***Notes to the Basic Financial Statements***

The notes provide additional information that is essential to a full understanding of the data provided in the government-wide and fund financial statements. These notes to the basic financial statements can be found on pages 29-75 of this report.

***Required Supplementary Information***

In addition to the basic financial statements and accompanying notes, this report also presents certain required supplementary information concerning the District's net pension liability and net OPEB liability. The required supplementary information can be found on pages 76-89 of this report.

THIS SPACE IS INTENTIONALLY LEFT BLANK

**WARREN CITY SCHOOL DISTRICT  
TRUMBULL COUNTY, OHIO**

MANAGEMENT'S DISCUSSION AND ANALYSIS  
FOR THE FISCAL YEAR ENDED JUNE 30, 2018

**The District as a Whole**

The statement of net position provides the perspective of the District as a whole. The table below provides a summary of the District's net position for June 30, 2018 and June 30, 2017. The net position at June 30, 2017 has been restated as described in Note 3.A.

	<b>Net Position</b>	
	Governmental Activities 2018	Restated Governmental Activities 2017
<b><u>Assets</u></b>		
Current and other assets	\$ 75,094,282	\$ 70,687,313
Capital assets, net	<u>122,533,951</u>	<u>125,139,136</u>
Total assets	<u>197,628,233</u>	<u>195,826,449</u>
<b><u>Deferred outflows of resources</u></b>		
Unamortized deferred charges on debt refunding	1,783,184	1,916,092
Pensions	24,169,426	21,114,866
OPEB	<u>843,913</u>	<u>171,773</u>
Total deferred outflows of resources	<u>26,796,523</u>	<u>23,202,731</u>
<b><u>Liabilities</u></b>		
Current liabilities	9,244,480	9,005,067
Long-term liabilities:		
Due within one year	2,155,992	2,004,865
Due in more than one year:		
Net pension liability	78,608,449	108,747,652
Net OPEB liability	18,245,311	22,586,923
Other amounts	<u>29,352,652</u>	<u>30,733,535</u>
Total liabilities	<u>137,606,884</u>	<u>173,078,042</u>
<b><u>Deferred inflows of resources</u></b>		
Property taxes levied for next fiscal year	13,566,850	13,972,444
Pensions	3,724,245	63,990
OPEB	<u>2,248,466</u>	<u>-</u>
Total deferred inflows of resources	<u>19,539,561</u>	<u>14,036,434</u>
<b><u>Net position</u></b>		
Net investment in capital assets	96,539,682	97,652,726
Restricted	8,797,748	9,442,818
Unrestricted	<u>(38,059,119)</u>	<u>(75,180,840)</u>
Total net position	<u>\$ 67,278,311</u>	<u>\$ 31,914,704</u>

**WARREN CITY SCHOOL DISTRICT  
TRUMBULL COUNTY, OHIO**

MANAGEMENT'S DISCUSSION AND ANALYSIS  
FOR THE FISCAL YEAR ENDED JUNE 30, 2018

The net pension liability (NPL) is the largest single liability reported by the District at June 30, 2018 and is reported pursuant to GASB Statement 68, "Accounting and Financial Reporting for Pensions—an Amendment of GASB Statement 27." For fiscal year 2018, the District adopted GASB Statement 75, "Accounting and Financial Reporting for Postemployment Benefits Other Than Pensions," which significantly revises accounting for costs and liabilities related to other postemployment benefits (OPEB). For reasons discussed below, many end users of this financial statement will gain a clearer understanding of the District's actual financial condition by adding deferred inflows related to pension and OPEB, the net pension liability and the net OPEB liability to the reported net position and subtracting deferred outflows related to pension and OPEB.

Governmental Accounting Standards Board standards are national and apply to all government financial reports prepared in accordance with generally accepted accounting principles. Prior accounting for pensions (GASB 27) and postemployment benefits (GASB 45) focused on a funding approach. This approach limited pension and OPEB costs to contributions annually required by law, which may or may not be sufficient to fully fund each plan's *net pension liability* or *net OPEB liability*. GASB 68 and GASB 75 take an earnings approach to pension and OPEB accounting; however, the nature of Ohio's statewide pension/OPEB plans and state law governing those systems requires additional explanation in order to properly understand the information presented in these statements.

GASB 68 and GASB 75 require the net pension liability and the net OPEB liability to equal the District's proportionate share of each plan's collective:

1. Present value of estimated future pension/OPEB benefits attributable to active and inactive employees' past service.
2. Minus plan assets available to pay these benefits.

GASB notes that pension and OPEB obligations, whether funded or unfunded, are part of the "employment exchange" – that is, the employee is trading his or her labor in exchange for wages, benefits, and the promise of a future pension and other postemployment benefits. GASB noted that the unfunded portion of this promise is a present obligation of the government, part of a bargained-for benefit to the employee, and should accordingly be reported by the government as a liability since they received the benefit of the exchange. However, the District is not responsible for certain key factors affecting the balance of these liabilities. In Ohio, the employee shares the obligation of funding pension benefits with the employer. Both employer and employee contribution rates are capped by State statute. A change in these caps requires action of both Houses of the General Assembly and approval of the Governor. Benefit provisions are also determined by State statute. The Ohio Revised Code permits, but does not require, the retirement systems to provide healthcare to eligible benefit recipients. The retirement systems may allocate a portion of the employer contributions to provide for these OPEB benefits.

The employee enters the employment exchange with the knowledge that the employer's promise is limited not by contract but by law. The employer enters the exchange also knowing that there is a specific, legal limit to its contribution to the retirement system. In Ohio, there is no legal means to enforce the unfunded liability of the pension/OPEB plan *as against the public employer*. State law operates to mitigate/lessen the moral obligation of the public employer to the employee, because all parties enter the employment exchange with notice as to the law. The retirement system is responsible for the administration of the pension and OPEB plans.

Most long-term liabilities have set repayment schedules or, in the case of compensated absences (i.e. sick and vacation leave), are satisfied through paid time-off or termination payments. There is no repayment schedule for the net pension liability or the net OPEB liability. As explained above, changes in benefits, contribution rates, and return on investments affect the balance of these liabilities but are outside the control of the local government. In the event that contributions, investment returns, and other changes are insufficient to keep up with required payments, State statute does not assign/identify the responsible party for the unfunded portion. Due to the unique nature of how the net pension liability and the net OPEB liability are satisfied, these liabilities are separately identified within the long-term liability section of the statement of net position.

**WARREN CITY SCHOOL DISTRICT  
TRUMBULL COUNTY, OHIO**

**MANAGEMENT'S DISCUSSION AND ANALYSIS  
FOR THE FISCAL YEAR ENDED JUNE 30, 2018**

In accordance with GASB 68 and GASB 75, the District's statements prepared on an accrual basis of accounting include an annual pension expense and an annual OPEB expense for their proportionate share of each plan's *change* in net pension liability and net OPEB liability, respectively, not accounted for as deferred inflows/outflows.

As a result of implementing GASB 75, the District is reporting a net OPEB liability and deferred inflows/outflows of resources related to OPEB on the accrual basis of accounting. This implementation also had the effect of restating net position at June 30, 2017, from \$54,329,854 to \$31,914,704.

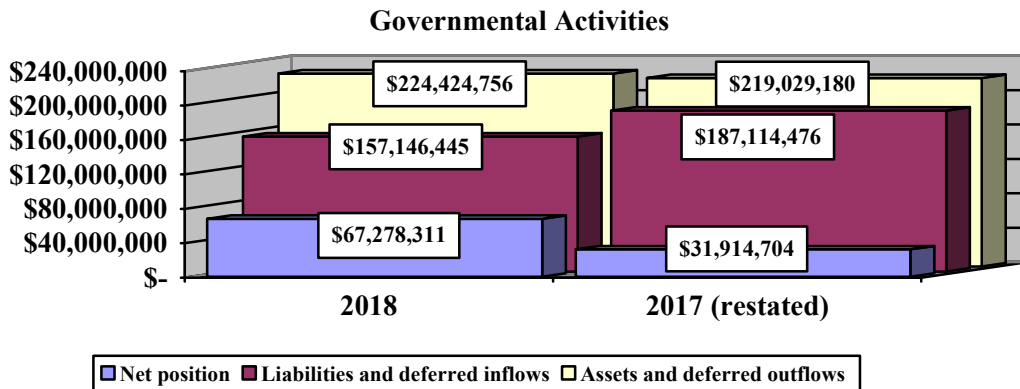
Over time, net position can serve as a useful indicator of a government's financial position. At June 30, 2018, the District's assets and deferred outflows of resources exceeded liabilities and deferred inflows of resources by \$67,278,311.

At year-end, capital assets represented 62.00% of total assets. Capital assets include land, land improvements, buildings and improvements, furniture and equipment and vehicles. The net investment in capital assets at June 30, 2018, was \$96,539,682. These capital assets are used to provide services to the students and are not available for future spending. Although the District's investment in capital assets is reported net of related debt, it should be noted that the resources to repay the debt must be provided from other sources, since capital assets may not be used to liquidate these liabilities.

A portion of the District's net position, \$8,797,748, represents resources that are subject to external restriction on how they may be used. The remaining balance of unrestricted net position was a deficit of \$38,059,119.

Current and other assets increased by \$4,406,969 in fiscal year 2018, with the most significant increase being cash and investments as a result of increases in state funding. The decrease in capital assets of \$2,605,185 was due to current year depreciation expense exceeding current year capital asset additions. The decrease in liabilities is primarily due to a decrease in the District's net pension liability and net OPEB liability.

The graph below illustrates the District's governmental activities assets plus deferred outflows, liabilities plus deferred inflows and net position at June 30, 2018 and 2017. The amounts at June 30, 2017 have been restated as described in Note 3.A.





**WARREN CITY SCHOOL DISTRICT  
TRUMBULL COUNTY, OHIO**

MANAGEMENT'S DISCUSSION AND ANALYSIS  
FOR THE FISCAL YEAR ENDED JUNE 30, 2018

The table below shows the changes in net position for governmental activities between 2018 and 2017. The net position at June 30, 2017 has been restated as described in Note 3.A.

	<u>Governmental Activities</u>	
	<u>2018</u>	Restated <u>2017</u>
<b><u>Revenues</u></b>		
Program revenues:		
Charges for services and sales	\$ 2,457,743	\$ 2,300,438
Operating grants and contributions	19,626,761	18,834,722
Capital grants and contributions	-	96,100
General revenues:		
Property taxes	13,722,789	13,588,710
Grants and entitlements	54,852,164	53,676,361
Investment earnings	63,961	6,653
Miscellaneous	58,893	96,610
Total revenues	<u>90,782,311</u>	<u>88,599,594</u>
<b><u>Expenses</u></b>		
Program expenses:		
Instruction:		
Regular	21,866,536	34,262,240
Special	7,887,412	15,121,566
Vocational	127,291	182,284
Other	363,911	277,229
Support services:		
Pupil	2,777,380	5,130,699
Instructional staff	1,745,085	3,576,747
Board of education	46,623	56,975
Administration	3,212,367	6,204,804
Fiscal	1,091,589	1,223,149
Business	723,219	896,479
Operations and maintenance	5,861,741	8,999,041
Pupil transportation	3,234,562	3,578,100
Central	756,942	1,276,314
Operation of non-instructional services:		
Food service operations	3,338,449	4,718,717
Other non-instructional services	336,334	527,195
Extracurricular activities	830,936	1,845,954
Interest and fiscal charges	1,218,327	1,236,613
Total expenses	<u>55,418,704</u>	<u>89,114,106</u>
Changes in net position	35,363,607	(514,512)
Net position at beginning of year (restated)	<u>31,914,704</u>	N/A
Net position at end of year	<u>\$ 67,278,311</u>	<u>\$ 31,914,704</u>

**WARREN CITY SCHOOL DISTRICT  
TRUMBULL COUNTY, OHIO**

**MANAGEMENT'S DISCUSSION AND ANALYSIS  
FOR THE FISCAL YEAR ENDED JUNE 30, 2018**

The information necessary to restate the 2017 beginning balances and the 2017 OPEB expense amounts for the effects of the initial implementation of GASB 75 is not available. Therefore, 2017 functional expenses still include OPEB expense of \$171,773 computed under GASB 45. GASB 45 required recognizing OPEB expense equal to the contractually required contributions to the plan. Under GASB 75, OPEB expense represents additional amounts earned, adjusted by deferred inflows/outflows. The contractually required contribution is no longer a component of OPEB expense. Under GASB 75, the 2018 statements report negative OPEB expense of \$2,545,170. Consequently, in order to compare 2018 total program expenses to 2017, the following adjustments are needed:

Total 2018 program expenses under GASB 75	\$ 55,418,704
Negative OPEB expense under GASB 75	2,545,170
2018 contractually required contributions	<u>220,116</u>
Adjusted 2018 program expenses	58,183,990
Total 2017 program expenses under GASB 45	<u>89,114,106</u>
Decrease in program expenses not related to OPEB	<u>\$ (30,930,116)</u>

**Governmental Activities**

Net position of the District's governmental activities increased \$35,363,607. Total governmental expenses of \$55,418,704 were offset by program revenues of \$22,084,504 and general revenues of \$68,697,807. Program revenues supported 39.85% of the total governmental expenses.


The primary sources of revenue for governmental activities are derived from property taxes and unrestricted grants and entitlements. These revenue sources represent 75.54% of total governmental revenue.

Expenses of the governmental activities decreased \$33,965,402 or 37.82%. This decrease is primarily the result of the State Teachers Retirement System (STRS) indefinitely suspending the Cost of Living Adjustment ("COLA") and the School Employees Retirement System (SERS) lowering the COLA from 3.00% to 2.50%. On an accrual basis, the District reported (\$23,862,229) in pension expense and (\$2,545,170) in OPEB expense mainly due to these benefit changes.

The largest expense of the District is for instructional programs. Instruction expenses totaled \$30,245,150 or 54.58% of total governmental expenses for fiscal 2018.

The graph below presents the District's governmental activities revenue and expenses for fiscal years 2018 and 2017.

**Governmental Activities - Revenues and Expenses**



**WARREN CITY SCHOOL DISTRICT  
TRUMBULL COUNTY, OHIO**

MANAGEMENT'S DISCUSSION AND ANALYSIS  
FOR THE FISCAL YEAR ENDED JUNE 30, 2018

The statement of activities shows the cost of program services and the charges for services and grants offsetting those services. The following table shows, for governmental activities, the total cost of services and the net cost of services. That is, it identifies the cost of these services supported by tax revenue and unrestricted State grants and entitlements.

**Governmental Activities**

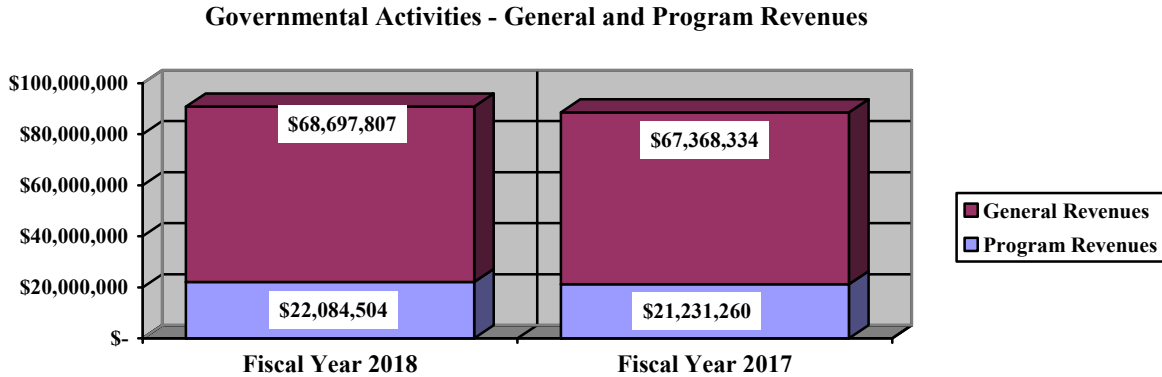
	Total Cost of Services <u>2018</u>	Net Cost of Services <u>2018</u>	Total Cost of Services <u>2017</u>	Net Cost of Services <u>2017</u>
<b>Program expenses</b>				
Instruction:				
Regular	\$ 21,866,536	\$ 20,836,268	\$ 34,262,240	\$ 33,332,294
Special	7,887,412	(3,275,849)	15,121,566	4,331,286
Vocational	127,291	(142,640)	182,284	(84,643)
Other	363,911	358,584	277,229	268,830
Support services:				
Pupil	2,777,380	2,566,599	5,130,699	4,928,192
Instructional staff	1,745,085	(420,060)	3,576,747	1,399,615
Board of education	46,623	46,623	56,975	56,975
Administration	3,212,367	2,525,136	6,204,804	5,790,080
Fiscal	1,091,589	334,742	1,223,149	901,327
Business	723,219	723,219	896,479	895,779
Operations and maintenance	5,861,741	5,834,172	8,999,041	8,854,248
Pupil transportation	3,234,562	2,638,411	3,578,100	3,066,254
Central	756,942	756,942	1,276,314	1,276,314
Operations of non-instructional services:				
Food service operations	3,338,449	(1,023,563)	4,718,717	140,815
Other non-instructional services	336,334	(121,152)	527,195	42,923
Extracurricular activities	830,936	478,441	1,845,954	1,445,944
Interest and fiscal charges	<u>1,218,327</u>	<u>1,218,327</u>	<u>1,236,613</u>	<u>1,236,613</u>
Total expenses	<u>\$ 55,418,704</u>	<u>\$ 33,334,200</u>	<u>\$ 89,114,106</u>	<u>\$ 67,882,846</u>

The dependence upon tax and other general revenues for governmental activities is apparent, as 58.77% of instruction activities are supported through taxes and other general revenues. For all governmental activities, general revenue support is 60.15%. The District's taxpayers and unrestricted grants and entitlements from the State are by far the primary support for District's students.

**WARREN CITY SCHOOL DISTRICT  
TRUMBULL COUNTY, OHIO**

MANAGEMENT'S DISCUSSION AND ANALYSIS  
FOR THE FISCAL YEAR ENDED JUNE 30, 2018

The graph below presents the District's governmental activities revenue for fiscal years 2018 and 2017.



**The District's Funds**

The District's governmental funds reported a combined fund balance of \$39,361,796, which is greater than last year's total of \$35,364,279. The schedule below indicates the fund balance and the total change in fund balance as of June 30, 2018 and 2017.

	Fund Balance <u>June 30, 2018</u>	Fund Balance <u>June 30, 2017</u>	Increase <u>(Decrease)</u>	Percentage <u>Change</u>
<b>Major fund:</b>				
General	\$ 29,038,222	\$ 24,810,335	\$ 4,227,887	17.04 %
Other governmental	<u>10,323,574</u>	<u>10,554,144</u>	<u>(230,570)</u>	(2.18) %
Total	<u>\$ 39,361,796</u>	<u>\$ 35,364,479</u>	<u>\$ 3,997,317</u>	11.30 %

**General Fund**

The District's general fund balance increased as revenues increased and expenditures increased compared to the prior fiscal year. The most significant change in revenues was intergovernmental revenue, which increased approximately \$1.2 million due to increased School Foundation funding from the State.

Instructional expenditures increased 1.62% over the prior fiscal year. Support services expenditures increased 5.18%. This is primarily due to customary wage and benefit increases, as well as increases in special education expenses financed through state foundation and federal grants.

**WARREN CITY SCHOOL DISTRICT  
TRUMBULL COUNTY, OHIO**

MANAGEMENT'S DISCUSSION AND ANALYSIS  
FOR THE FISCAL YEAR ENDED JUNE 30, 2018

The table that follows assists in illustrating the financial activities and fund balance of the general fund.

	<u>2018</u> <u>Amount</u>	<u>2017</u> <u>Amount</u>	<u>Increase</u> <u>(Decrease)</u>	<u>Percentage</u> <u>Change</u>
<b><u>Revenues</u></b>				
Taxes	\$ 11,709,106	\$ 11,656,284	\$ 52,822	0.45 %
Tuition	1,250,878	1,115,467	135,411	12.14 %
Earnings on investments	61,643	20,215	41,428	204.94 %
Intergovernmental	60,817,123	59,627,138	1,189,985	2.00 %
Other revenues	<u>858,888</u>	<u>610,614</u>	<u>248,274</u>	40.66 %
 Total	 <u>\$ 74,697,638</u>	 <u>\$ 73,029,718</u>	 <u>\$ 1,667,920</u>	 2.28 %
<b><u>Expenditures</u></b>				
Instruction	\$ 42,886,717	\$ 42,202,704	\$ 684,013	1.62 %
Support services	26,341,138	25,044,155	1,296,983	5.18 %
Non-instructional services	13,697	11,032	2,665	24.16 %
Extracurricular activities	1,073,110	1,003,926	69,184	6.89 %
Debt service	<u>104,940</u>	<u>104,940</u>	<u>-</u>	- %
 Total	 <u>\$ 70,419,602</u>	 <u>\$ 68,366,757</u>	 <u>\$ 2,052,845</u>	 3.00 %

***General Fund Budgeting Highlights***

The District's budget is prepared according to Ohio law and is based on accounting for certain transactions on a basis of cash receipts, disbursements and encumbrances. The most significant budgeted fund is the general fund.

During the course of fiscal 2018, the District amended its general fund budget several times. For the general fund, original budgeted revenues and financing sources were \$72,233,357 and final budgeted revenues and other financing sources were \$75,199,933. The majority of the increase in estimated revenues was due to an underestimation of state intergovernmental revenue. Actual revenues and other financing sources for fiscal 2018 were \$75,167,392. This represents a \$32,541 decrease from final budgeted revenues.

General fund original appropriations (appropriated expenditures including other financing uses) of \$75,984,938 were decreased to \$73,781,972 in the final appropriations. The actual budget basis expenditures and other financing uses for fiscal year 2018 totaled \$72,754,002 which was \$1,027,970 less than the final budget appropriations. The variances were primarily caused by instructional costs ending the year under budget.

**WARREN CITY SCHOOL DISTRICT  
TRUMBULL COUNTY, OHIO**

MANAGEMENT'S DISCUSSION AND ANALYSIS  
FOR THE FISCAL YEAR ENDED JUNE 30, 2018

**Capital Assets and Debt Administration**

***Capital Assets***

At the end of fiscal 2018, the District had \$122,533,951 invested in land, land improvements, buildings and improvements, furniture and equipment and vehicles. This entire amount is reported in governmental activities. The following table shows fiscal 2018 balances compared to 2017:

**Capital Assets at June 30  
(Net of Depreciation)**

	Governmental Activities	
	2018	2017
Land	\$ 7,961,988	\$ 7,961,988
Land improvements	1,199,829	1,077,728
Building and improvements	110,838,523	113,378,929
Furniture and equipment	1,647,596	1,961,171
Vehicles	886,015	759,320
Total	\$ 122,533,951	\$ 125,139,136

The overall decrease in capital assets of \$2,605,185 is due to depreciation expense of \$3,380,696 exceeding capital outlays of \$775,511.

See Note 8 to the basic financial statements for additional information on the District's capital assets.

***Debt Administration***

At June 30, 2018, the District had \$26,080,683 in general obligation bonds, \$586,000 in tax anticipation notes and \$116,520 in a capital lease outstanding. Of this total, \$1,647,203 is due within one year and \$25,136,000 is due in greater than one year. The following table summarizes the debt outstanding.

**Outstanding Debt, at Year End**

	Governmental Activities	Governmental Activities
	2018	2017
General obligation bonds	\$ 26,080,683	\$ 27,231,181
Tax anticipation notes	586,000	652,000
Capital lease agreement	116,520	208,121
Total	\$ 26,783,203	\$ 28,091,302

At June 30, 2018, the District had a voted debt margin of \$2,530,200 and an unvoted debt margin of \$294,100.

See Note 10 to the basic financial statements for additional information on the District's debt administration.

**WARREN CITY SCHOOL DISTRICT  
TRUMBULL COUNTY, OHIO**

**MANAGEMENT'S DISCUSSION AND ANALYSIS  
FOR THE FISCAL YEAR ENDED JUNE 30, 2018**

**Current Related Financial Activities**

Overall, the District remains financially strong. As the preceding information shows, the District depends upon local property taxes, primarily residential class property. The increase in State funding revenue, along with the District's cash balance, will provide the District with the necessary funds to meet its operating expenses in fiscal year 2018. However, the future financial stability of the District is not without challenges as we are heavily dependent on a funding formula that places emphasis on economically disadvantaged districts.

The District currently has a sufficient cash balance to meet operating expenses through fiscal year 2022 (based upon the most recent 5 Year Forecast submitted in May 2018). The District continues its plan to control spending for the future by keeping a watchful eye on the enrollment and staffing levels.

The public schools in Ohio also face the challenges of meeting many unfunded mandates by both the State and Federal government. Examples are the Educational Management Information System (State) and ESSA (Federal) compliance.

The District has carefully managed its general fund budget in order to optimize the dollars available for educating the students it serves and to minimize the levy millage amounts needed periodically from the community. Sound fiscal management by the Board and Administration has enabled the District to maintain, and grow, its cash balance over the last three fiscal years.

The District's voters renewed an emergency levy in the November 5, 2016 election for a period of 10 years. In recent fiscal years the Board and Administration have carefully managed the budget to minimize the size of a potential future request from the community. The District will continue to monitor and cut costs where possible to further decrease the request.

**Contacting the District's Financial Management**

This financial report is designed to provide our citizens, taxpayers, investors and creditors with a general overview of the District's finances and to show the District's accountability for the money it receives. If you have questions about this report or need additional financial information contact Ms. Karen Sciortino, Treasurer, Warren City School District, 105 High Street, Warren, Ohio 44481.

**WARREN CITY SCHOOL DISTRICT  
TRUMBULL COUNTY, OHIO**

STATEMENT OF NET POSITION  
JUNE 30, 2018

	<b>Governmental Activities</b>
<b>Assets:</b>	
Equity in pooled cash and investments. . . . .	\$ 50,752,438
Receivables:	
Taxes . . . . .	20,362,685
Accounts. . . . .	12,654
Intergovernmental . . . . .	3,570,093
Accrued interest . . . . .	113,362
Prepayments . . . . .	158,050
Inventory held for resale. . . . .	125,000
Capital assets:	
Nondepreciable capital assets . . . . .	7,961,988
Depreciable capital assets, net. . . . .	114,571,963
Capital assets, net . . . . .	122,533,951
Total assets. . . . .	197,628,233
 <b>Deferred outflows of resources:</b>	
Unamortized deferred charges on debt refunding	1,783,184
Pension . . . . .	24,169,426
OPEB . . . . .	843,913
Total deferred outflows of resources . . . . .	26,796,523
 <b>Liabilities:</b>	
Accounts payable. . . . .	1,116,432
Accrued wages and benefits . . . . .	5,827,931
Intergovernmental payable . . . . .	424,462
Pension obligation payable. . . . .	967,587
Accrued interest payable . . . . .	79,886
Claims payable. . . . .	828,182
Long-term liabilities:	
Due within one year. . . . .	2,155,992
Due in more than one year:	
Net pension liability . . . . .	78,608,449
Net OPEB liability . . . . .	18,245,311
Other amounts due in more than one year . . . . .	29,352,652
Total liabilities . . . . .	137,606,884
 <b>Deferred inflows of resources:</b>	
Property taxes levied for the next fiscal year. . . . .	13,566,850
Pension . . . . .	3,724,245
OPEB . . . . .	2,248,466
Total deferred inflows of resources . . . . .	19,539,561
 <b>Net position:</b>	
Net investment in capital assets . . . . .	96,539,682
Restricted for:	
Capital projects . . . . .	1,899,372
Classroom facilities maintenance . . . . .	2,627,154
Debt service. . . . .	1,472,769
State funded programs. . . . .	146,750
Federally funded programs . . . . .	16,867
Food service operations. . . . .	2,580,416
Student activities . . . . .	49,099
Other purposes . . . . .	5,321
Unrestricted (deficit) . . . . .	(38,059,119)
Total net position. . . . .	\$ 67,278,311

SEE ACCOMPANYING NOTES TO THE BASIC FINANCIAL STATEMENTS



**WARREN CITY SCHOOL DISTRICT  
TRUMBULL COUNTY, OHIO**

STATEMENT OF ACTIVITIES  
FOR THE FISCAL YEAR ENDED JUNE 30, 2018

		<b>Program Revenues</b>		<b>Net (Expense) Revenue and Changes in Net Position</b>
	<b>Expenses</b>	<b>Charges for Services and Sales</b>	<b>Operating Grants and Contributions</b>	<b>Governmental Activities</b>
<b>Governmental activities:</b>				
Instruction:				
Regular . . . . .	\$ 21,866,536	\$ 1,008,539	\$ 21,729	\$ (20,836,268)
Special . . . . .	7,887,412	242,341	10,920,920	3,275,849
Vocational . . . . .	127,291	-	269,931	142,640
Other . . . . .	363,911	5,327	-	(358,584)
Support services:				
Pupil . . . . .	2,777,380	-	210,781	(2,566,599)
Instructional staff . . . . .	1,745,085	13,050	2,152,095	420,060
Board of education . . . . .	46,623	-	-	(46,623)
Administration . . . . .	3,212,367	-	687,231	(2,525,136)
Fiscal . . . . .	1,091,589	387,660	369,187	(334,742)
Business . . . . .	723,219	-	-	(723,219)
Operations and maintenance . . . . .	5,861,741	24,795	2,774	(5,834,172)
Pupil transportation . . . . .	3,234,562	125,889	470,262	(2,638,411)
Central . . . . .	756,942	-	-	(756,942)
Operation of non-instructional services:				
Food service operations . . . . .	3,338,449	275,910	4,086,102	1,023,563
Other non-instructional services . . . . .	336,334	21,737	435,749	121,152
Extracurricular activities . . . . .	830,936	352,495	-	(478,441)
Interest and fiscal charges . . . . .	1,218,327	-	-	(1,218,327)
<b>Total governmental activities . . . . .</b>	<b>\$ 55,418,704</b>	<b>\$ 2,457,743</b>	<b>\$ 19,626,761</b>	<b>(33,334,200)</b>
<b>General revenues:</b>				
Property taxes levied for:				
General purposes . . . . .				11,750,447
Classroom facilities maintenance . . . . .				119,729
Debt service . . . . .				1,734,195
Capital outlay . . . . .				118,418
Grants and entitlements not restricted				
to specific programs . . . . .				54,852,164
Investment earnings . . . . .				63,961
Miscellaneous . . . . .				58,893
<b>Total general revenues . . . . .</b>				<b>68,697,807</b>
Change in net position . . . . .				35,363,607
<b>Net position at beginning of year (restated) . . . . .</b>				<b>31,914,704</b>
<b>Net position at end of year . . . . .</b>				<b>\$ 67,278,311</b>

SEE ACCOMPANYING NOTES TO THE BASIC FINANCIAL STATEMENTS

**WARREN CITY SCHOOL DISTRICT  
TRUMBULL COUNTY, OHIO**

BALANCE SHEET  
GOVERNMENTAL FUNDS  
JUNE 30, 2018

	<u>General</u>	<u>Nonmajor Governmental Funds</u>	<u>Total Governmental Funds</u>
<b>Assets:</b>			
Equity in pooled cash and investments . . . . .	\$ 34,305,656	\$ 10,006,303	\$ 44,311,959
Receivables:			
Taxes . . . . .	17,420,765	2,941,920	20,362,685
Accounts . . . . .	12,654	-	12,654
Intergovernmental . . . . .	761,643	2,808,450	3,570,093
Accrued interest . . . . .	113,362	-	113,362
Prepayments . . . . .	158,050	-	158,050
Inventory held for resale . . . . .	-	125,000	125,000
Due from other funds . . . . .	1,066,622	135	1,066,757
Total assets . . . . .	<u>\$ 53,838,752</u>	<u>\$ 15,881,808</u>	<u>\$ 69,720,560</u>
<b>Liabilities:</b>			
Accounts payable . . . . .	\$ 810,685	\$ 302,360	\$ 1,113,045
Accrued wages and benefits . . . . .	4,947,094	880,837	5,827,931
Compensated absences payable . . . . .	123,092	244	123,336
Intergovernmental payable . . . . .	414,584	9,878	424,462
Pension obligation payable . . . . .	755,032	212,555	967,587
Due to other funds . . . . .	-	1,066,757	1,066,757
Total liabilities . . . . .	<u>7,050,487</u>	<u>2,472,631</u>	<u>9,523,118</u>
<b>Deferred inflows of resources:</b>			
Property taxes levied for the next fiscal year . . . . .	11,606,766	1,960,084	13,566,850
Delinquent property tax revenue not available . . . . .	5,664,234	956,544	6,620,778
Intergovernmental revenue not available . . . . .	400,474	168,975	569,449
Accrued interest not available . . . . .	78,569	-	78,569
Total deferred inflows of resources . . . . .	<u>17,750,043</u>	<u>3,085,603</u>	<u>20,835,646</u>
<b>Fund balances:</b>			
Nonspendable:			
Prepays . . . . .	158,050	-	158,050
Restricted:			
Debt service . . . . .	-	1,426,156	1,426,156
Capital improvements . . . . .	-	1,842,722	1,842,722
Classroom facilities maintenance . . . . .	-	2,592,773	2,592,773
Food service operations . . . . .	-	2,646,669	2,646,669
Non-public schools . . . . .	-	49,206	49,206
Targeted academic assistance . . . . .	-	3,866	3,866
Extracurricular . . . . .	-	49,099	49,099
Other purposes . . . . .	-	98,886	98,886
Committed:			
Student instruction . . . . .	56,044	-	56,044
Student and staff support . . . . .	52,853	-	52,853
Other purposes . . . . .	11,000	-	11,000
Assigned:			
Student instruction . . . . .	97,400	-	97,400
Student and staff support . . . . .	932,031	-	932,031
Extracurricular activities . . . . .	1,211	-	1,211
BWC payments . . . . .	925,319	-	925,319
Subsequent year's appropriations . . . . .	605,643	-	605,643
Capital improvements . . . . .	-	1,685,780	1,685,780
Other purposes . . . . .	101,160	-	101,160
Unassigned (deficit) . . . . .	<u>26,097,511</u>	<u>(71,583)</u>	<u>26,025,928</u>
Total fund balances . . . . .	<u>29,038,222</u>	<u>10,323,574</u>	<u>39,361,796</u>
Total liabilities, deferred inflows and fund balances	<u>\$ 53,838,752</u>	<u>\$ 15,881,808</u>	<u>\$ 69,720,560</u>

SEE ACCOMPANYING NOTES TO THE BASIC FINANCIAL STATEMENTS

**WARREN CITY SCHOOL DISTRICT  
TRUMBULL COUNTY, OHIO**

RECONCILIATION OF TOTAL GOVERNMENTAL FUND BALANCES TO  
NET POSITION OF GOVERNMENTAL ACTIVITIES  
JUNE 30, 2018

<b>Total governmental fund balances</b>		\$	39,361,796
<i>Amounts reported for governmental activities on the statement of net position are different because:</i>			
Capital assets used in governmental activities are not financial resources and therefore are not reported in the funds.			122,533,951
Other long-term assets are not available to pay for current-period expenditures and therefore are deferred inflows in the funds.			
Taxes receivable	\$	6,620,778	
Accrued interest receivable		78,569	
Intergovernmental receivable		569,449	
Total		7,268,796	7,268,796
Internal service funds are used by management to charge the costs of insurance to individual funds. The assets and liabilities of the internal service funds are included in governmental activities on the statement of net position.			5,608,910
Unamortized premiums on bonds issued are not recognized in the funds.			(1,709,933)
Unamortized amounts on refundings are not recognized in the funds.			1,783,184
Accrued interest payable is not due and payable in the current period and therefore is not reported in the funds.			(79,886)
The net pension/OPEB liabilities are not due and payable in the current period; therefore, the liabilities and related deferred inflows/outflows are not reported in governmental funds.			
Deferred outflows - pension		24,169,426	
Deferred inflows - pension		(3,724,245)	
Net pension liability		(78,608,449)	
Deferred outflows - OPEB		843,913	
Deferred inflows - OPEB		(2,248,466)	
Net OPEB liability		(18,245,311)	
Total		(77,813,132)	(77,813,132)
Long-term liabilities, including bonds payable, are not due and payable in the current period and therefore are not reported in the funds.			
General obligation bonds		(26,080,683)	
Capital lease obligations		(116,520)	
Compensated absences		(2,892,172)	
Tax anticipation note		(586,000)	
Total		(29,675,375)	(29,675,375)
<b>Net position of governmental activities</b>		<b>\$</b>	<b>67,278,311</b>

SEE ACCOMPANYING NOTES TO THE BASIC FINANCIAL STATEMENTS

**WARREN CITY SCHOOL DISTRICT  
TRUMBULL COUNTY, OHIO**

STATEMENT OF REVENUES, EXPENDITURES AND CHANGES IN FUND BALANCES  
GOVERNMENTAL FUNDS  
FOR THE FISCAL YEAR ENDED JUNE 30, 2018

	<u>General</u>	<u>Nonmajor Governmental Funds</u>	<u>Total Governmental Funds</u>
<b>Revenues:</b>			
From local sources:			
Taxes . . . . .	\$ 11,709,106	\$ 1,996,966	\$ 13,706,072
Tuition . . . . .	1,250,878	-	1,250,878
Transportation fees . . . . .	125,889	-	125,889
Earnings on investments . . . . .	61,643	13,302	74,945
Charges for services . . . . .	-	274,545	274,545
Extracurricular . . . . .	-	174,373	174,373
Classroom materials and fees . . . . .	5,329	-	5,329
Other local revenues . . . . .	727,670	76,348	804,018
Intergovernmental - state . . . . .	60,440,887	2,108,686	62,549,573
Intergovernmental - federal . . . . .	376,236	11,422,283	11,798,519
Total revenues . . . . .	<u>74,697,638</u>	<u>16,066,503</u>	<u>90,764,141</u>
<b>Expenditures:</b>			
Current:			
Instruction:			
Regular . . . . .	32,654,487	18,888	32,673,375
Special . . . . .	9,608,894	4,404,387	14,013,281
Vocational . . . . .	189,645	-	189,645
Other . . . . .	433,691	-	433,691
Support services:			
Pupil . . . . .	4,765,614	218,344	4,983,958
Instructional staff . . . . .	1,432,452	2,155,120	3,587,572
Board of education . . . . .	46,402	-	46,402
Administration . . . . .	5,533,737	668,999	6,202,736
Fiscal . . . . .	961,007	422,619	1,383,626
Business . . . . .	826,121	-	826,121
Operations and maintenance . . . . .	7,970,805	577,728	8,548,533
Pupil transportation . . . . .	3,551,976	183,213	3,735,189
Central . . . . .	1,253,024	-	1,253,024
Operation of non-instructional services:			
Food service operations . . . . .	-	4,365,382	4,365,382
Other non-instructional services . . . . .	13,697	406,351	420,048
Extracurricular activities . . . . .	1,073,110	254,141	1,327,251
Facilities acquisition and construction . . . . .	-	252,503	252,503
Debt service:			
Principal retirement . . . . .	91,601	1,406,000	1,497,601
Interest and fiscal charges . . . . .	13,339	1,013,547	1,026,886
Total expenditures . . . . .	<u>70,419,602</u>	<u>16,347,222</u>	<u>86,766,824</u>
Excess (deficiency) of revenues over (under) expenditures . . . . .	<u>4,278,036</u>	<u>(280,719)</u>	<u>3,997,317</u>
<b>Other financing sources (uses):</b>			
Transfers in . . . . .	9,251	59,400	68,651
Transfers (out) . . . . .	(59,400)	(9,251)	(68,651)
Total other financing sources (uses) . . . . .	<u>(50,149)</u>	<u>50,149</u>	<u>-</u>
Net change in fund balances . . . . .	4,227,887	(230,570)	3,997,317
<b>Fund balances at beginning of year . . . . .</b>	<u>24,810,335</u>	<u>10,554,144</u>	<u>35,364,479</u>
<b>Fund balances at end of year . . . . .</b>	<u>\$ 29,038,222</u>	<u>\$ 10,323,574</u>	<u>\$ 39,361,796</u>

SEE ACCOMPANYING NOTES TO THE BASIC FINANCIAL STATEMENTS

**WARREN CITY SCHOOL DISTRICT  
TRUMBULL COUNTY, OHIO**

RECONCILIATION OF THE STATEMENT OF REVENUES, EXPENDITURES  
AND CHANGES IN FUND BALANCES OF GOVERNMENTAL FUNDS  
TO THE STATEMENT OF ACTIVITIES  
FOR THE FISCAL YEAR ENDED JUNE 30, 2018

<b>Net change in fund balances - total governmental funds</b>	\$	3,997,317
<i>Amounts reported for governmental activities in the statement of activities are different because:</i>		
Governmental funds report capital outlays as expenditures. However, in the statement of activities, the cost of those assets is allocated over their estimated useful lives as depreciation expense.		
Capital asset additions	\$ 775,511	
Current year depreciation	(3,380,696)	
Total		(2,605,185)
Revenues in the statement of activities that do not provide current financial resources are not reported as revenues in the funds.		
Taxes	16,717	
Earnings on investments	(148)	
Intergovernmental	1,601	
Total		18,170
Repayment of principal is an expenditure in the governmental funds, but the repayment reduces long-term liabilities on the statement of net position.		
		1,497,601
In the statement of activities, interest is accrued on outstanding bonds, whereas in governmental funds, an interest expenditure is reported when due. The following items resulted in additional interest being reported in the statement of activities:		
Decrease in accrued interest payable	3,521	
Accreted interest on capital appreciation bonds	(189,502)	
Amortization of bond premiums	127,448	
Amortization of deferred charges	(132,908)	
Total		(191,441)
Contractually required contributions are reported as expenditures in governmental funds; however, the statement of net position reports these amounts as deferred outflows.		
Pension	5,671,279	
OPEB	220,116	
Total		5,891,395
Except for amounts reported as deferred inflows/outflows, changes in the net pension/OPEB liability are reported as pension/OPEB expense in the statement of activities		
Pension	23,862,229	
OPEB	2,545,170	
Total		26,407,399
Some expenses reported in the statement of activities, such as compensated absences, do not require the use of current financial resources and therefore are not reported as expenditures in governmental funds.		
		(220,832)
Internal service funds used by management to charge the costs of insurance to individual funds is not reported in the district-wide statement of activities. Governmental fund expenditures and the related internal service fund revenues are eliminated. The net revenue (expense) of the internal service funds is allocated among the governmental activities.		
		569,183
<b>Change in net position of governmental activities</b>	<b>\$</b>	<b>35,363,607</b>

SEE ACCOMPANYING NOTES TO THE BASIC FINANCIAL STATEMENTS

**WARREN CITY SCHOOL DISTRICT  
TRUMBULL COUNTY, OHIO**

STATEMENT OF REVENUES, EXPENDITURES AND CHANGES IN  
FUND BALANCE - BUDGET AND ACTUAL (NON-GAAP BUDGETARY BASIS)  
GENERAL FUND  
FOR THE FISCAL YEAR ENDED JUNE 30, 2018

	<u>Budgeted Amounts</u>			<b>Variance with Final Budget Positive (Negative)</b>
	<u>Original</u>	<u>Final</u>	<u>Actual</u>	
<b>Revenues:</b>				
From local sources:				
Taxes . . . . .	\$ 11,208,063	\$ 11,668,371	\$ 11,668,166	\$ (205)
Tuition. . . . .	1,178,144	1,226,530	1,224,176	(2,354)
Transportation fees. . . . .	141,490	147,300	147,559	259
Earnings on investments . . . . .	237,160	246,900	248,772	1,872
Classroom materials and fees . . . . .	96	100	2	(98)
Other local revenues . . . . .	411,625	428,530	416,110	(12,420)
Intergovernmental - state . . . . .	58,201,355	60,591,646	60,572,579	(19,067)
Intergovernmental - federal . . . . .	365,490	380,500	380,425	(75)
Total revenues . . . . .	<u>71,743,423</u>	<u>74,689,877</u>	<u>74,657,789</u>	<u>(32,088)</u>
<b>Expenditures:</b>				
Current:				
Instruction:				
Regular . . . . .	34,397,879	33,400,610	33,102,895	297,715
Special. . . . .	10,202,292	9,906,506	9,886,373	20,133
Vocational. . . . .	199,013	193,243	188,963	4,280
Other. . . . .	664,123	644,869	493,119	151,750
Support services:				
Pupil. . . . .	5,127,405	4,978,751	4,862,194	116,557
Instructional staff . . . . .	1,477,600	1,434,761	1,412,331	22,430
Board of education . . . . .	74,255	72,102	49,922	22,180
Administration. . . . .	5,879,882	5,709,412	5,552,105	157,307
Fiscal . . . . .	1,010,906	981,598	971,452	10,146
Business . . . . .	1,109,961	1,077,781	974,998	102,783
Operations and maintenance. . . . .	9,399,740	9,127,221	9,087,803	39,418
Pupil transportation . . . . .	3,962,343	3,847,466	3,816,080	31,386
Central. . . . .	1,389,186	1,348,911	1,314,262	34,649
Extracurricular activities. . . . .	983,819	955,296	940,905	14,391
Total expenditures . . . . .	<u>75,878,404</u>	<u>73,678,527</u>	<u>72,653,402</u>	<u>1,025,125</u>
Excess (deficiency) of revenues over (under) expenditures . . . . .	<u>(4,134,981)</u>	<u>1,011,350</u>	<u>2,004,387</u>	<u>993,037</u>
<b>Other financing sources (uses):</b>				
Refund of prior year's expenditures . . . . .	466,347	485,500	485,154	(346)
Transfers in . . . . .	9,419	9,806	9,806	-
Transfers (out). . . . .	(106,534)	(103,445)	(100,600)	2,845
Sale of capital assets . . . . .	14,168	14,750	14,643	(107)
Total other financing sources (uses) . . . . .	<u>383,400</u>	<u>406,611</u>	<u>409,003</u>	<u>2,392</u>
Net change in fund balance . . . . .	(3,751,581)	1,417,961	2,413,390	995,429
<b>Fund balance at beginning of year . . . . .</b>	<b>29,051,134</b>	<b>29,051,134</b>	<b>29,051,134</b>	<b>-</b>
<b>Prior year encumbrances appropriated . . . . .</b>	<b>1,522,340</b>	<b>1,522,340</b>	<b>1,522,340</b>	<b>-</b>
<b>Fund balance at end of year . . . . .</b>	<b><u>\$ 26,821,893</u></b>	<b><u>\$ 31,991,435</u></b>	<b><u>\$ 32,986,864</u></b>	<b><u>\$ 995,429</u></b>

SEE ACCOMPANYING NOTES TO THE BASIC FINANCIAL STATEMENTS

**WARREN CITY SCHOOL DISTRICT  
TRUMBULL COUNTY, OHIO**

STATEMENT OF NET POSITION  
PROPRIETARY FUNDS  
JUNE 30, 2018

	<u>Governmental Activities - Internal Service Funds</u>
<b>Assets:</b>	
Equity in pooled cash and investments . . . . .	\$ 6,440,479
Total assets. . . . .	<u>6,440,479</u>
<b>Liabilities:</b>	
Accounts payable. . . . .	3,387
Claims payable . . . . .	<u>828,182</u>
Total liabilities . . . . .	<u>831,569</u>
<b>Net position:</b>	
Unrestricted. . . . .	<u>5,608,910</u>
Total net position. . . . .	<u>\$ 5,608,910</u>

SEE ACCOMPANYING NOTES TO THE BASIC FINANCIAL STATEMENTS

**WARREN CITY SCHOOL DISTRICT  
TRUMBULL COUNTY, OHIO**

STATEMENT OF REVENUES, EXPENSES AND  
CHANGES IN NET POSITION  
PROPRIETARY FUNDS  
FOR THE FISCAL YEAR ENDED JUNE 30, 2018

	<b>Governmental Activities - Internal Service Funds</b>
<b>Operating revenues:</b>	
Charges for services . . . . .	\$ 10,330,378
Other . . . . .	<u>117,118</u>
Total operating revenues . . . . .	<u>10,447,496</u>
<b>Operating expenses:</b>	
Purchased services . . . . .	6,922
Materials and supplies . . . . .	80,575
Claims . . . . .	<u>9,790,816</u>
Total operating expenses . . . . .	<u>9,878,313</u>
Operating income . . . . .	<u>569,183</u>
Change in net position . . . . .	569,183
<b>Net position at beginning of year . . . . .</b>	<u>5,039,727</u>
<b>Net position at end of year . . . . .</b>	<u><u>\$ 5,608,910</u></u>

SEE ACCOMPANYING NOTES TO THE BASIC FINANCIAL STATEMENTS



**WARREN CITY SCHOOL DISTRICT  
TRUMBULL COUNTY, OHIO**

STATEMENT OF CASH FLOWS  
PROPRIETARY FUNDS  
FOR THE FISCAL YEAR ENDED JUNE 30, 2018

	<b>Governmental Activities - Internal Service Funds</b>
<b>Cash flows from operating activities:</b>	
Cash received from charges for services . . . . .	\$ 10,330,378
Cash received from other operations . . . . .	117,118
Cash payments for purchased services . . . . .	(6,922)
Cash payments for materials and supplies . . . . .	(77,188)
Cash payments for claims . . . . .	<u>(9,673,273)</u>
Net cash provided by operating activities . . . . .	<u>690,113</u>
Net increase in cash and investments. . . . .	690,113
<b>Cash and investments at beginning of year . . . . .</b>	<u>5,750,366</u>
<b>Cash and investments at end of year. . . . .</b>	<u><u>\$ 6,440,479</u></u>
<b>Reconciliation of operating income to net cash provided by operating activities:</b>	
Operating income . . . . .	\$ 569,183
Changes in assets and liabilities:	
Increase in accounts payable . . . . .	3,387
Increase in claims payable. . . . .	<u>117,543</u>
Net cash provided by operating activities. . . . .	<u><u>\$ 690,113</u></u>

SEE ACCOMPANYING NOTES TO THE BASIC FINANCIAL STATEMENTS

WARREN CITY SCHOOL DISTRICT  
TRUMBULL COUNTY, OHIO

STATEMENT OF FIDUCIARY ASSETS AND LIABILITIES  
FIDUCIARY FUNDS  
JUNE 30, 2018

	<u>Agency</u>
<b>Assets:</b>	
Equity in pooled cash and investments . . . . .	\$ 51,085
Total assets . . . . .	<u>\$ 51,085</u>
<b>Liabilities:</b>	
Accounts payable. . . . .	\$ 120
Due to students. . . . .	50,965
Total liabilities . . . . .	<u>\$ 51,085</u>

SEE ACCOMPANYING NOTES TO THE BASIC FINANCIAL STATEMENTS

**WARREN CITY SCHOOL DISTRICT  
TRUMBULL COUNTY, OHIO**

NOTES TO THE BASIC FINANCIAL STATEMENTS  
FOR THE FISCAL YEAR ENDED JUNE 30, 2018

**NOTE 1 - DESCRIPTION OF THE SCHOOL DISTRICT**

The Warren City School District (the "District") is a body politic and corporate established for the purpose of exercising the rights and privileges conveyed to it by the constitution and laws of the State of Ohio. The District is a city school district as defined by Section 3311.03 of the Ohio Revised Code. The District operates under an elected Board of Education (five members) and is responsible for the provision of public education to residents of the District.

The District employs 316 non-certified and 488 certified employees to provide services to approximately 4,918 students and community groups. The District provides regular, vocational and special instruction. The District also provides support services for the pupils, instructional staff, general and school administration, business and fiscal services, facilities acquisitions and construction services, operation and maintenance of plant, student transportation, food services, extracurricular activities and non-programmed services.

**NOTE 2 - SUMMARY OF SIGNIFICANT ACCOUNTING POLICIES**

The basic financial statements of the District have been prepared in conformity with accounting principles generally accepted in the United States of America (GAAP) as applied to governmental units. The Governmental Accounting Standards Board (GASB) is the accepted standard-setting body for establishing governmental accounting and financial reporting principles. The District's significant accounting policies are described below.

**A. Reporting Entity**

The reporting entity has been defined in accordance with GASB Statement No. 14, "The Financial Reporting Entity" as amended by GASB Statement No. 39, "Determining Whether Certain Organizations Are Component Units" and GASB Statement No. 61, "The Financial Reporting Entity: Omnibus an Amendment of GASB Statements No. 14 and No. 34". The reporting entity is composed of the primary government and component units. The primary government consists of all funds, departments, boards and agencies that are not legally separate from the District. For the District, this includes general operations, food service, and student related activities of the District.

Component units are legally separate organizations for which the District is financially accountable. The District is financially accountable for an organization if the District appoints a voting majority of the organization's Governing Board and (1) the District is able to significantly influence the programs or services performed or provided by the organization; or (2) the District is legally entitled to or can otherwise access the organization's resources; or (3) the District is legally obligated or has otherwise assumed the responsibility to finance the deficits of, or provide financial support to, the organization; or (4) the District is obligated for the debt of the organization. Component units may also include organizations that are fiscally dependent on the District in that the District approves the budget, the issuance of debt or the levying of taxes. Certain organizations are also included as component units if the nature and significance of the relationship between the primary government and the organization is such that exclusion by the primary government would render the primary government's financial statements incomplete or misleading. Based upon the application of these criteria, the District has no component units. The basic financial statements of the reporting entity include only those of the District (the primary government).

**WARREN CITY SCHOOL DISTRICT  
TRUMBULL COUNTY, OHIO**

NOTES TO THE BASIC FINANCIAL STATEMENTS  
FOR THE FISCAL YEAR ENDED JUNE 30, 2018

**NOTE 2 - SUMMARY OF SIGNIFICANT ACCOUNTING POLICIES - (Continued)**

The following organizations are described due to their relationship to the District:

*JOINTLY GOVERNED ORGANIZATIONS*

Trumbull Career and Technical Center

The Trumbull Career and Technical Center is a distinct political subdivision of the State of Ohio operated under the direction of a Board consisting of one representative from each of the 19 participating school districts' elected boards, which possesses its own budgeting and taxing authority. Financial information can be obtained by contacting the Treasurer at 528 Educational Highway, Warren, Ohio 44483.

Northeast Ohio Management Information Network (NEOMIN)

NEOMIN is a jointly governed organization among thirty school districts in Trumbull and Ashtabula Counties. The jointly governed organization was formed for the purpose of applying modern technology with the aid of computers and other electronic equipment to the administrative and instructional functions among member districts. Each of the districts supports NEOMIN based upon a per pupil charge.

Superintendents of the participating school districts are eligible to be voting members of the Governing Board, which consists of ten members: the Trumbull and Ashtabula County superintendents (permanent members), three superintendents from Ashtabula County school districts, three superintendents from Trumbull County districts, and a treasurer from each county. The District was not represented on the Governing Board during fiscal year 2018. The degree of control exercised by any participating school district is limited to its representation on the Governing Board. A complete set of separate financial statements may be obtained from the Trumbull County Educational Service Center, 6000 Youngstown-Warren Road, Niles, Ohio 44446.

North East Ohio Instructional Media Center (NEOIMC)

NEOIMC is a jointly governed organization among 45 school districts. The jointly governed organization was formed for the purpose of providing quality films and/or other media to support the educational curricula of the member school districts. Each member pays a monthly premium based on use of the media materials.

NEOIMC is governed by an advisory committee made up of a member from a parochial school, a joint vocational school, the county superintendent from each participating county, one city superintendent, and two local superintendents rotating every two years. The degree of control exercised by any participating school district is limited to its representation on the Board. Financial information can be obtained by contacting the Treasurer at the Trumbull County Educational Service Center, 6000 Youngstown-Warren Road, Niles, Ohio 44446.

Region 12 Professional Development Center (RPDC)

The RPDC is a jointly governed organization among the school districts located in Trumbull, Mahoning, and Columbiana Counties. The jointly governed organization was formed for the purpose of establishing an articulated, regional structure for professional development, in which school districts, the business community, higher education and other groups cooperatively plan and implement effective professional development activities that are tied directly to school improvement, and in particular, to improvements in instructional programs.

**WARREN CITY SCHOOL DISTRICT  
TRUMBULL COUNTY, OHIO**

NOTES TO THE BASIC FINANCIAL STATEMENTS  
FOR THE FISCAL YEAR ENDED JUNE 30, 2018

**NOTE 2 - SUMMARY OF SIGNIFICANT ACCOUNTING POLICIES - (Continued)**

The RPDC is governed by a board made up of 19 representatives of the participating school districts, the business community, and Youngstown State University whose term rotates every year. The degree of control exercised by any participating school district is limited to its representation on the Board. Financial information can be obtained by contacting the Treasurer at the Trumbull County Educational Service Center, 6000 Youngstown-Warren Road, Niles, Ohio 44446.

**B. Fund Accounting**

The District uses funds to report its financial position and the results of its operations. A fund is a separate accounting entity with a self-balancing set of accounts. Fund accounting is designed to demonstrate legal compliance and to aid financial management by segregating transactions related to certain school district activities or functions. Funds are classified into three categories: governmental, proprietary and fiduciary. Each category is divided into separate fund types.

*GOVERNMENTAL FUNDS*

Governmental funds focus on the sources, uses and balances of current financial resources. Expendable assets are assigned to the various governmental funds according to the purposes for which they may or must be used. Current liabilities are assigned to the fund from which they will be paid. The difference between governmental fund assets, deferred outflows and liabilities and deferred inflows is reported as fund balance. The following is the District's major governmental fund:

*General fund* - The general fund is used to account for and report all financial resources not accounted for and reported in another fund. The general fund balance is available for any purpose provided it is expended or transferred according to the general laws of Ohio.

Other governmental funds of the District are used to account for (a) financial resources that are restricted, committed, or assigned to expenditures for capital outlays including the acquisition or construction of capital facilities and other capital assets, (b) specific revenue sources that are restricted or committed to an expenditure for specified purposes other than debt service or capital projects and (c) financial resources that are restricted, committed, or assigned to expenditure for principal and interest.

*PROPRIETARY FUNDS*

Proprietary funds are used to account for the District's ongoing activities which are similar to those often found in the private sector. The District has no enterprise funds. The following is a description of the District's internal service funds:

*Internal service funds* - The internal service funds are used to account for the financing of goods or services provided by one department or agency to other departments or agencies of the District, or to other governments, on a cost-reimbursement basis. The internal service funds of the District account for self-insurance, warehouse service and parking programs.

**WARREN CITY SCHOOL DISTRICT  
TRUMBULL COUNTY, OHIO**

NOTES TO THE BASIC FINANCIAL STATEMENTS  
FOR THE FISCAL YEAR ENDED JUNE 30, 2018

**NOTE 2 - SUMMARY OF SIGNIFICANT ACCOUNTING POLICIES - (Continued)**

*FIDUCIARY FUNDS*

Fiduciary fund reporting focuses on net position and changes in net position. The fiduciary fund category is split into four classifications: pension trust funds, investment trust funds, private-purpose trust funds and agency funds. Trust funds are used to account for assets held by the District under a trust agreement for individuals, private organizations, or other governments and are therefore not available to support the District's own programs. Agency funds are custodial in nature (assets equal liabilities) and do not involve measurement of results of operations. The District's agency fund accounts for student activity.

**C. Basis of Presentation and Measurement Focus**

Government-wide Financial Statements - The statement of net position and the statement of activities display information about the District as a whole. These statements include the financial activities of the primary government, except for fiduciary funds. Internal service funds operating activities are eliminated to avoid overstatement of revenues and expenses.

The statement of net position presents the financial condition of the governmental activities of the District at fiscal year end. The government-wide statement of activities presents a comparison between direct expenses and program revenues for each function or program of the governmental activities of the District. Direct expenses are those that are specifically associated with a service, program or department and therefore clearly identifiable to a particular function. Program revenues include amounts paid by the recipient of goods or services offered by the program and grants and contributions that are restricted to meeting the operational or capital requirements of a particular program. Revenues not classified as program revenues are presented as general revenues of the District.

The government-wide financial statements are prepared using the economic resources measurement focus. All assets, deferred outflows, liabilities and deferred inflows associated with the operation of the District are included on the statement of net position.

Fund Financial Statements - Fund financial statements report detailed information about the District. The focus of governmental fund financial statements is on major funds rather than reporting funds by type. Each major fund is presented in a separate column, and all nonmajor funds are aggregated into one column. The internal service funds are presented in a single column on the face of the proprietary fund statements. Fiduciary funds are reported by fund type.

All governmental funds are accounted for using a flow of current financial resources measurement focus. With this measurement focus, only current assets and deferred outflows of resources and current liabilities and deferred inflows of resources generally are included on the balance sheet. The statement of revenues, expenditures and changes in fund balances reports on the sources (i.e., revenues and other financing sources) and uses (i.e., expenditures and other financing uses) of current financial resources. This approach differs from the manner in which the governmental activities of the government-wide financial statements are prepared. Governmental fund financial statements therefore include a reconciliation with brief explanations to better identify the relationship between the government-wide statements and the statements for governmental funds.

**WARREN CITY SCHOOL DISTRICT  
TRUMBULL COUNTY, OHIO**

NOTES TO THE BASIC FINANCIAL STATEMENTS  
FOR THE FISCAL YEAR ENDED JUNE 30, 2018

**NOTE 2 - SUMMARY OF SIGNIFICANT ACCOUNTING POLICIES - (Continued)**

Like the government-wide statements, the internal service funds are accounted for on a flow of economic resources measurement focus. All assets and deferred outflows of resources and all liabilities and deferred inflows of resources associated with the operation of these funds are included on the statement of fund net position. The statement of changes in fund net position presents increases (i.e., revenues) and decreases (i.e., expenses) in net total position. The statement of cash flows provides information about how the District finances and meets the cash flow needs of its proprietary activity.

Proprietary funds distinguish operating revenues and expenses from nonoperating items. Operating revenues and expenses generally result from providing services and producing and delivering goods in connection with a proprietary fund's principal ongoing operation. The principal operating revenues of the District's internal service funds are charges for services. Operating expenses for internal service funds include the cost of services, administrative expenses and claims expenses. All revenues and expenses not meeting this definition are reported as nonoperating revenues and expenses.

The agency fund does not report a measurement focus as it does not report operations.

**D. Basis of Accounting**

Basis of accounting determines when transactions are recorded in the financial records and reported on the financial statements. Government-wide financial statements are prepared using the accrual basis of accounting. Governmental funds use the modified accrual basis of accounting. Proprietary and fiduciary funds also use the accrual basis of accounting.

Revenues - Exchange and Nonexchange Transactions - Revenues resulting from exchange transactions, in which each party gives and receives essentially equal value, are recorded on the accrual basis when the exchange takes place. On a modified accrual basis, revenue is recorded in the fiscal year in which the resources are measurable and become available. Available means that the resources will be collected within the current fiscal year or are expected to be collected soon enough thereafter to be used to pay liabilities of the current fiscal year. For the District, available means expected to be received within sixty days of fiscal year end.

Nonexchange transactions, in which the District receives value without directly giving equal value in return, include property taxes, grants, entitlements and donations. On an accrual basis, revenue from property taxes is recognized in the fiscal year for which the taxes are levied (See Note 6). Revenue from grants, entitlements and donations is recognized in the fiscal year in which all eligibility requirements have been satisfied. Eligibility requirements include timing requirements, which specify the year when the resources are required to be used or the fiscal year when use is first permitted, matching requirements, in which the District must provide local resources to be used for a specified purpose, and expenditure requirements, in which the resources are provided to the District on a reimbursement basis. On a modified accrual basis, revenue from nonexchange transactions must also be available before it can be recognized.

Under the modified accrual basis, the following revenue sources are considered to be both measurable and available at fiscal year end: property taxes available as an advance, interest, tuition, grants, student fees and rentals.

**WARREN CITY SCHOOL DISTRICT  
TRUMBULL COUNTY, OHIO**

NOTES TO THE BASIC FINANCIAL STATEMENTS  
FOR THE FISCAL YEAR ENDED JUNE 30, 2018

**NOTE 2 - SUMMARY OF SIGNIFICANT ACCOUNTING POLICIES - (Continued)**

Deferred Outflows of Resources and Deferred Inflows of Resources - In addition to assets, the government-wide statement of net position will report a separate section for deferred outflows of resources. Deferred outflows of resources, represents a consumption of net position that applies to a future period and will not be recognized as an outflow of resources (expense/expenditure) until then. For the District, see Notes 13 and 14 for deferred outflows of resources related the District's net pension liability and net OPEB liability, respectively. In addition, deferred outflows of resources include a deferred charge on debt refunding. A deferred charge on refunding results from the difference in the carrying value of refunded debt and its reacquisition price. This amount is deferred and amortized over the shorter of the life of the refunded or refunding debt.

In addition to liabilities, both the government-wide statement of net position and the governmental fund financial statements report a separate section for deferred inflows of resources. Deferred inflows of resources represent an acquisition of net position that applies to a future period and will not be recognized as an inflow of resources (revenue) until that time. For the District, deferred inflows of resources include property taxes, accrued interest and unavailable revenue. Property taxes represent amounts for which there is an enforceable legal claim as of June 30, 2018, but which were levied to finance fiscal year 2019 operations. These amounts have been recorded as a deferred inflow of resources on both the government-wide statement of net position and the governmental fund financial statements. Unavailable revenue is reported only on the governmental funds balance sheet, and represents receivables which will not be collected within the available period. For the District unavailable revenue includes, but is not limited to, delinquent property taxes and intergovernmental grants. These amounts are deferred and recognized as an inflow of resources in the period the amounts become available.

See Notes 13 and 14 for deferred inflows of resources related to the District's net pension liability and net OPEB liability, respectively. This deferred inflow of resources is only reported on the government-wide statement of net position.

Expenses/Expenditures - On the accrual basis of accounting, expenses are recognized at the time they are incurred. The entitlement value of donated commodities used during the year is reported in the statement of revenues, expenditures and changes in fund balances as an expenditure with a like amount reported as intergovernmental revenue.

The measurement focus of governmental fund accounting is on decreases in net financial resources (expenditures) rather than expenses. Expenditures are generally recognized in the accounting period in which the related fund liability is incurred, if measurable. Allocations of cost, such as depreciation and amortization, are not recognized in governmental funds.

**E. Budgets**

The District is required by State statute to adopt an annual appropriated cash basis budget for all funds. The specific timetable for fiscal year 2018 is as follows.

1. Prior to January 15, the Superintendent and Treasurer submit to the Board of Education a proposed operating budget for the fiscal year commencing the following July 1. The budget includes proposed expenditures and the means of financing for all funds. Public hearings are publicized and conducted to obtain taxpayers' comments. The purpose of this budget document is to reflect the need for existing (or increased) tax rates.



**WARREN CITY SCHOOL DISTRICT  
TRUMBULL COUNTY, OHIO**

NOTES TO THE BASIC FINANCIAL STATEMENTS  
FOR THE FISCAL YEAR ENDED JUNE 30, 2018

**NOTE 2 - SUMMARY OF SIGNIFICANT ACCOUNTING POLICIES - (Continued)**

2. By no later than January 20, the Board-adopted budget is filed with the Trumbull County Budget Commission for tax rate determination.
3. Prior to April 1, the Board of Education accepts, by formal resolution, the tax rates as determined by the Budget Commission and receives the Commission's certificate of estimated resources which states the projected revenue of each fund. Prior to July 1, the District must revise its budget so that total contemplated expenditures from any fund during the ensuing year will not exceed the amount stated in the certificate of estimated resources. The revised budget then serves as a basis for the appropriation measure. On or about July 1, the certificate of estimated resources is amended to include any unencumbered balances from the preceding year as reported by the District Treasurer. The certificate of estimated resources may be further amended during the year if projected increases or decreases in revenue are identified by the District Treasurer. The amounts reported as the final budgeted amount in the budgetary statement reflect the amounts set forth in the final amended certificate of estimated resources issued for fiscal year 2018.
4. By July 1, the annual appropriation resolution is legally enacted by the Board of Education at the fund level of expenditures, which is the legal level of budgetary control. (State statute permits a temporary appropriation to be effective until no later than October 1 of each year.)

Appropriations by fund must be within the estimated resources as certified by the County Budget Commission and the total of expenditures and encumbrances may not exceed appropriations totals.

5. Any revisions that alter the total of any fund appropriation must be approved by the Board of Education.
6. Formal budgetary integration is employed as a management control device during the year for all funds consistent with statutory provisions.
7. Appropriation amounts are as originally adopted, or as amended by the Board of Education throughout the year by supplemental appropriations, which either reallocated or increased the original appropriated amounts. All supplemental appropriations were legally enacted. The final budget figures, which appear in the statement of budgetary comparisons, represent the permanent appropriation amounts plus all supplemental appropriations legally enacted during the year.
8. At the close of each year, the unencumbered balance of each appropriation reverts to the respective fund from which it was appropriated and becomes subject to future appropriations. The encumbered appropriation balance is carried forward to the succeeding fiscal year and need not be re-appropriated.

**F. Cash and Investments**

To improve cash management, cash received by the District is pooled. Monies for all funds, including proprietary funds, are maintained in this pool. Individual fund integrity is maintained through the District's records. Each fund's interest in the pool is presented as "equity in pooled cash and investments" on the basic financial statements.

During fiscal year 2018, investments were limited to federal agency securities, U.S. government money market mutual funds and negotiable CDs. Investments are reported at fair value, which is based on quoted market prices.

**WARREN CITY SCHOOL DISTRICT  
TRUMBULL COUNTY, OHIO**

NOTES TO THE BASIC FINANCIAL STATEMENTS  
FOR THE FISCAL YEAR ENDED JUNE 30, 2018

**NOTE 2 - SUMMARY OF SIGNIFICANT ACCOUNTING POLICIES - (Continued)**

Following Ohio statutes, the Board of Education has, by resolution, specified the funds to receive an allocation of interest earnings. Interest revenues credited to the general fund during fiscal year 2018 amounted to \$61,643, which includes \$13,410 assigned from other District funds.

For presentation on the financial statements, investments of the cash management pool and investments with original maturities of three months or less at the time they are purchased by the District are reported as “equity in pooled cash and investments.” Investments with an original maturity of more than three months that are not made from the pool are reported as “investments.”

An analysis of the District’s investments at year end is provided in Note 4.

**G. Inventory**

On government-wide and fund financial statements, purchased inventories are presented at the lower of cost or market and donated commodities are presented at their entitlement value. Inventories are reported on a first-in, first-out basis and are expended when used. Inventories are accounted for using the purchase method on the governmental fund financial statements, and the consumption method on the government-wide financial statements.

**H. Capital Assets**

General capital assets generally result from expenditures in the governmental funds. These assets are reported in the governmental activities column of the government-wide statement of net position but are not reported in the fund financial statements.

All capital assets are capitalized at cost (or estimated historical cost) and updated for additions and retirements during the year. Donated capital assets are recorded at their acquisition cost as of the date received. The District maintains a capitalization threshold of \$5,000. The District does not possess any infrastructure. Improvements are capitalized; the costs of normal maintenance and repairs that do not add to the value of the asset or materially extend an asset’s life are not.

All reported capital assets except land are depreciated. Improvements are depreciated over the remaining useful lives of the related capital assets. Depreciation is computed using the straight-line method over the following useful lives:

<u>Description</u>	<u>Governmental Activities Estimated Lives</u>
Land improvements	20 - 50 years
Buildings and improvements	20 - 50 years
Furniture and equipment	5 - 20 years
Vehicles	8 years

**I. Interfund Balances**

Interfund loans that are used to cover negative cash balances or are due to another fund for services provided are classified as “due to/from other funds”. These amounts are eliminated in the governmental activities columns of the statement of net position.

**WARREN CITY SCHOOL DISTRICT  
TRUMBULL COUNTY, OHIO**

NOTES TO THE BASIC FINANCIAL STATEMENTS  
FOR THE FISCAL YEAR ENDED JUNE 30, 2018

**NOTE 2 - SUMMARY OF SIGNIFICANT ACCOUNTING POLICIES - (Continued)**

**J. Compensated Absences**

Compensated absences of the District consist of vacation leave and sick leave to the extent that payments to the employee for these absences are attributable to services already rendered and are not contingent on a specific event that is outside the control of the District and the employee.

In accordance with the provisions of GASB Statement No. 16, "Accounting for Compensated Absences", a liability for vacation leave is accrued if a) the employees' rights to payment are attributable to services already rendered; and b) it is probable that the employer will compensate the employees for the benefits through paid time off or other means, such as cash payment at termination or retirement. An accrual for earned sick leave is made to the extent that it is probable that the benefits will result in termination (severance) payments. A liability for sick leave is accrued using the vesting method; i.e., the liability is based on the sick leave accumulated at June 30, 2018, by those employees who are currently eligible to receive termination (severance) payments, as well as those employees expected to become eligible in the future.

For purposes of establishing a liability for sick leave on employees expected to become eligible to retire in the future, all employees with at least ten years of service were considered expected to become eligible to retire in accordance with GASB Statement No. 16.

The total liability for vacation and sick leave has been calculated using pay rates in effect at June 30, 2018 and reduced to the maximum payment allowed by labor contract and/or statute, plus any applicable additional salary related payments.

The entire compensated absence liability is reported on the government-wide financial statements.

For governmental fund financial statements, compensated absences are recognized as liabilities and expenditures as payments come due each period upon the occurrence of employee resignations and retirements.

**K. Accrued Liabilities and Long-Term Obligations**

All payables, accrued liabilities and long-term obligations are reported in the government-wide financial statements, and all payables, accrued liabilities and long-term obligations payable from the internal service funds are reported on the proprietary fund financial statements.

In general, governmental fund payables and accrued liabilities that, once incurred, are paid in a timely manner and in full from current financial resources, are reported as obligations of the funds. However, claims and judgments and compensated absences that will be paid from governmental funds are reported as a liability in the fund financial statements only to the extent that they are due for payment during the current year. Bonds, leases and notes are recognized as a liability on the fund financial statements when due.

**WARREN CITY SCHOOL DISTRICT  
TRUMBULL COUNTY, OHIO**

NOTES TO THE BASIC FINANCIAL STATEMENTS  
FOR THE FISCAL YEAR ENDED JUNE 30, 2018

**NOTE 2 - SUMMARY OF SIGNIFICANT ACCOUNTING POLICIES - (Continued)**

**L. Fund Balance**

Fund balance is divided into five classifications based primarily on the extent to which the District is bound to observe constraints imposed upon the use of the resources in the governmental funds. The classifications are as follows:

*Nonspendable* - The nonspendable fund balance classification includes amounts that cannot be spent because they are not in spendable form or legally required to be maintained intact. The “not in spendable form” criterion includes items that are not expected to be converted to cash.

*Restricted* - Fund balance is reported as restricted when constraints are placed on the use of resources that are either externally imposed by creditors (such as through debt covenants), grantors, contributors, or laws or regulations of other governments, or imposed by law through constitutional provisions or enabling legislation.

*Committed* - The committed fund balance classification includes amounts that can be used only for the specific purposes imposed by a formal action (resolution) of the District Board of Education (the highest level of decision making authority). Those committed amounts cannot be used for any other purpose unless the District Board of Education removes or changes the specified use by taking the same type of action (resolution) it employed to previously commit those amounts. Committed fund balance also incorporates contractual obligations to the extent that existing resources in the fund have been specifically committed for use in satisfying those contractual requirements.

*Assigned* - Amounts in the assigned fund balance classification are intended to be used by the District for specific purposes but do not meet the criteria to be classified as restricted nor committed. In governmental funds other than the general fund, assigned fund balance represents the remaining amount that is not restricted or committed. In the general fund, assigned amounts represent intended uses established by policies of the District Board of Education, which includes giving the Treasurer the authority to constrain monies for intended purposes.

*Unassigned* - Unassigned fund balance is the residual classification for the general fund and includes all spendable amounts not contained in the other classifications. In other governmental funds, the unassigned classification is only used to report a deficit fund balance resulting from overspending for specific purposes for which amounts had been restricted, committed, or assigned.

The District applies restricted resources first when expenditures are incurred for purposes for which restricted and unrestricted (committed, assigned, and unassigned) fund balance is available. Similarly, within unrestricted fund balance, committed amounts are reduced first followed by assigned, and then unassigned amounts when expenditures are incurred for purposes for which amounts in any of the unrestricted fund balance classifications could be used.

**M. Estimates**

The preparation of the basic financial statements in conformity with GAAP requires management to make estimates and assumptions that affect the amounts reported in the basic financial statements and accompanying notes. Actual results may differ from those estimates.

**WARREN CITY SCHOOL DISTRICT  
TRUMBULL COUNTY, OHIO**

NOTES TO THE BASIC FINANCIAL STATEMENTS  
FOR THE FISCAL YEAR ENDED JUNE 30, 2018

**NOTE 2 - SUMMARY OF SIGNIFICANT ACCOUNTING POLICIES - (Continued)**

**N. Net Position**

Net position represents the difference between assets and deferred outflows and liabilities and deferred inflows. The net position component “net investment in capital assets,” consists of capital assets, net of accumulated depreciation, reduced by the outstanding balances of any borrowing used for the acquisition, construction or improvement of those assets. Deferred outflows of resources and deferred inflows of resources that are attributable to the acquisition, construction or improvement of those assets or related debt also should be included in this component of net position. Net position is reported as restricted when there are limitations imposed on its use either through the enabling legislation adopted by the District or through external restrictions imposed by creditors, grantors or laws or regulations of other governments. The amount restricted for other purposes represents amounts restricted for a special trust fund.

The District applies restricted resources first when an expense is incurred for purposes for which both restricted and unrestricted net position is available.

**O. Bond Premium and Discount/Deferred Charge on Refunding**

On the government-wide financial statements, bond premiums are deferred and amortized over the term of the bonds using the straight-line method, which approximates the effective interest method. Bond premiums are presented as an addition to the face amount of the bonds.

For bond refundings resulting in the defeasance of the debt reported in the government-wide financial statements, the difference between the reacquisition price and the net carrying amount of the old debt is deferred and amortized as a component of interest expense. This accounting gain or loss is amortized over the remaining life of the old debt or the life of the new debt, whichever is shorter, and is presented as a deferred outflow on the government-wide financial statements.

On the governmental fund financial statements, bond premiums and discounts are recognized in the current period. A reconciliation between the bonds face value and the amount reported on the statement of net position is presented in Note 10.A.

**P. Interfund Activity**

Exchange transactions between funds are reported as revenues in the seller funds and as expenditures/expenses in the purchaser funds. Flows of cash or goods from one fund to another without a requirement for repayment are reported as interfund transfers. Interfund transfers are reported as other financing sources/uses in governmental funds and after nonoperating revenues/expenses in proprietary funds. Repayments from funds responsible for particular expenditures/expenses to the funds that initially paid for them are not presented on the financial statements.

**Q. Pensions/Other Postemployment Benefits (OPEB)**

For purposes of measuring the net pension/OPEB liability, information about the fiduciary net position of the pension/OPEB plans and additions to/deductions from their fiduciary net position have been determined on the same basis as they are reported by the pension/OPEB plan. For this purpose, benefit payments (including refunds of employee contributions) are recognized when due and payable in accordance with the benefit terms. The pension/OPEB plans report investments at fair value.

**WARREN CITY SCHOOL DISTRICT  
TRUMBULL COUNTY, OHIO**

NOTES TO THE BASIC FINANCIAL STATEMENTS  
FOR THE FISCAL YEAR ENDED JUNE 30, 2018

**NOTE 2 - SUMMARY OF SIGNIFICANT ACCOUNTING POLICIES - (Continued)**

**R. Extraordinary and Special Items**

Extraordinary items are transactions or events that are both unusual in nature and infrequent in occurrence. Special items are transactions or events that are within the control of the Board of Education and that are either unusual in nature or infrequent in occurrence. During fiscal year 2018, the District had no extraordinary or special items.

**S. Fair Market Value**

The District categorizes its fair value measurements within the fair value hierarchy established by generally accepted accounting principles. The hierarchy is based on the valuation inputs used to measure the fair value of the asset. Level 1 inputs are quoted prices in active markets for identical assets; Level 2 inputs are significant other observable inputs; Level 3 inputs are significant unobservable inputs.

**T. Prepayments**

Certain payments to vendors reflect the costs applicable to future accounting periods and are recorded as prepaid items in both government-wide and fund financial statements. These items are reported as assets on the statement of net position and balance sheet using the consumption method. A current asset for the prepaid amounts is recorded at the time of the purchase and the expenditure/expense is reported in the year in which services are consumed.

**NOTE 3 - ACCOUNTABILITY AND COMPLIANCE**

**A. Change in Accounting Principles/Restatement of Net Position**

For fiscal year 2018, the District has implemented GASB Statement No. 75, "Accounting and Financial Reporting for Postemployment Benefits Other Than Pension", GASB Statement No. 81 "Irrevocable Split-Interest Agreements" GASB Statement No. 85, "Omnibus 2017" and GASB Statement No. 86, "Certain Debt Extinguishments".

GASB Statement No. 75 improves the accounting and financial reporting by state and local governments for postemployment benefits other than pension (OPEB). It also improves information provided by state and local governmental employers about financial support for OPEB that is provided by other entities. The implementation of GASB Statement No. 75 effected the District's postemployment benefit plan disclosures, as presented in Note 14 to the basic financial statements, and added schedules to the required supplementary information.

GASB Statement No. 81 improves the accounting and financial reporting for irrevocable split-interest agreements by providing recognition and measurement guidance for situations in which a government is a beneficiary of the agreement. The implementation of GASB Statement No. 81 did not have an effect on the financial statements of the District.

GASB Statement No. 85 addresses practice issues that have been identified during implementation and application of certain GASB Statements. This Statement addresses a variety of topics including issues related to blending component units, goodwill, fair value measurement and application, and OPEB. The implementation of GASB Statement No. 85 did not have an effect on the financial statements of the District.

**WARREN CITY SCHOOL DISTRICT  
TRUMBULL COUNTY, OHIO**

NOTES TO THE BASIC FINANCIAL STATEMENTS  
FOR THE FISCAL YEAR ENDED JUNE 30, 2018

**NOTE 3 - ACCOUNTABILITY AND COMPLIANCE - (Continued)**

GASB Statement No. 86 improves consistency in accounting and financial reporting for in-substance defeasance of debt by providing guidance for transactions in which cash and other monetary assets acquired with only existing resources - resources other than the proceeds of refunding debt - are placed in an irrevocable trust for the sole purpose of extinguishing debt. This Statement also improves accounting and financial reporting for prepaid insurance on debt that is extinguished and notes to financial statements for debt that is defeased in substance. The implementation of GASB Statement No. 86 did not have an effect on the financial statements of the District.

A net position restatement is required in order to implement GASB Statement No 75. The governmental activities at July 1, 2017 have been restated as follows:

	Governmental Activities
Net position as previously reported	\$ 54,329,854
Deferred outflows - payments subsequent to measurement date	171,773
Net OPEB liability	(22,586,923)
Restated net position at July 1, 2017	\$ 31,914,704

Other than employer contributions subsequent to the measurement date, the District made no restatement for deferred inflows/outflows of resources as the information needed to generate these restatements was not available. The restatement had no effect on fund balances.

**B. Deficit Fund Balances**

Fund balances at June 30, 2018 included the following individual fund deficits:

<u>Nonmajor funds</u>	<u>Deficit</u>
Public school preschool	\$ 7,327
Alternative schools	71
Title VI-B	17,346
Title I	40,416
Miscellaneous federal grants	6,423

The general fund is liable for any deficit in these funds and provides transfers when cash is required, not when accruals occur. The deficit fund balances resulted from adjustments for accrued liabilities.

**NOTE 4 - DEPOSITS AND INVESTMENTS**

State statutes classify monies held by the District into three categories.

Active deposits are public deposits necessary to meet current demands on the treasury. Such monies must be maintained either as cash in the District treasury, in commercial accounts payable or withdrawable on demand, including negotiable order of withdrawal (NOW) accounts, or in money market deposit accounts.

**WARREN CITY SCHOOL DISTRICT  
TRUMBULL COUNTY, OHIO**

NOTES TO THE BASIC FINANCIAL STATEMENTS  
FOR THE FISCAL YEAR ENDED JUNE 30, 2018

**NOTE 4 - DEPOSITS AND INVESTMENTS - (Continued)**

Inactive deposits are public deposits that the Board of Education has identified as not required for use within the current five-year period of designation of depositories. Inactive deposits must either be evidenced by certificates of deposit maturing not later than the end of the current period of designation of depositories, or by savings or deposit accounts including, but not limited to, passbook accounts.

Interim deposits are deposits of interim monies. Interim monies are those monies which are not needed for immediate use, but which will be needed before the end of the current period of designation of depositories.

Interim deposits must be evidenced by time certificates of deposit maturing not more than one year from the date of deposit or by savings or deposit accounts including passbook accounts.

Interim monies may be deposited or invested in the following securities:

1. United States Treasury Notes, Bills, Bonds, or any other obligation or security issued by the United States Treasury or any other obligation guaranteed as to principal and interest by the United States;
2. Bonds, notes, debentures, or any other obligations or securities issued by any federal government agency or instrumentality, including, but not limited to, the Federal National Mortgage Association, Federal Home Loan Bank, Federal Farm Credit Bank, Federal Home Loan Mortgage Corporation, Government National Mortgage Association, and Student Loan Marketing Association. All federal agency securities shall be direct issuances of federal government agencies or instrumentalities;
3. Written repurchase agreements in the securities listed above provided that the market value of the securities subject to the repurchase agreement must exceed the principal value of the agreement by at least two percent and be marked to market daily, and that the term of the agreement must not exceed thirty days;
4. Bonds and other obligations of the State of Ohio;
5. No-load money market mutual funds consisting exclusively of obligations described in items (1) and (2) above and repurchase agreements secured by such obligations, provided that investments in securities described in this division are made only through eligible institutions;
6. The State Treasurer's investment pool (STAR Ohio);
7. Certain banker's acceptance and commercial paper notes for a period not to exceed two hundred seventy days from the purchase date in an amount not to exceed forty percent of the interim monies available for investment at any one time; and,
8. Under limited circumstances, corporate note interests rated in either of the two highest classifications by at least two nationally recognized rating agencies.

Investments in stripped principal or interest obligations, reverse repurchase agreements and derivatives are prohibited. The issuance of taxable notes for the purpose of arbitrage, the use of leverage and short selling are also prohibited. An investment must mature within five years from the date of purchase unless matched to a specific obligation or debt of the District, and must be purchased with the expectation that it will be held to maturity. Investments may only be made through specified dealers and institutions.



**WARREN CITY SCHOOL DISTRICT  
TRUMBULL COUNTY, OHIO**

NOTES TO THE BASIC FINANCIAL STATEMENTS  
FOR THE FISCAL YEAR ENDED JUNE 30, 2018

**NOTE 4 - DEPOSITS AND INVESTMENTS - (Continued)**

Protection of the District's deposits is provided by the Federal Deposit Insurance Corporation (FDIC), by eligible securities pledged by the financial institution as security for repayment, by surety company bonds deposited with the Treasurer by the financial institution or by a single collateral pool established by the financial institution to secure the repayment of all public monies deposited with the institution.

Payment for investments may be made only upon delivery of the securities representing the investments to the Treasurer or, if the securities are not represented by a certificate, upon receipt of confirmation of transfer from the custodian.

**A. Cash on Hand**

At fiscal year end, the District had \$5,970 in undeposited cash on hand which is included on the financial statements of the District as part of "equity in pooled cash and investments".

**B. Deposits with Financial Institutions**

At June 30, 2018, the carrying amount of all District deposits was \$24,954,666. Based on the criteria described in GASB Statement No. 40, "Deposits and Investment Risk Disclosures", as of June 30, 2018, \$21,801,484 of the District's bank balance of \$25,129,276 was exposed to custodial risk as discussed below, while \$3,327,792 was covered by the FDIC.

Custodial credit risk is the risk that, in the event of bank failure, the District will not be able to recover deposits or collateral securities that are in the possession of an outside party. The District has no deposit policy for custodial credit risk beyond the requirements of State statute. Ohio law requires that deposits either be insured or protected by (1) eligible securities pledged to the District and deposited with a qualified trustee by the financial institution as security for repayment whose market value at all times shall be at least 105 percent of the deposits being secured, or (2) participation in the Ohio Pooled Collateral System (OPCS), a collateral pool of eligible securities deposited with a qualified trustee and pledged to the Treasurer of State to secure the repayment of all public monies deposited in the financial institution. OPCS requires the total market value of the securities pledged to be 102 percent of the deposits being secured or a rate set by the Treasurer of State. For fiscal year 2018, the District's financial institutions were approved for a reduced collateral rate of 102 percent through the OPCS. Although all statutory requirements for the deposit of money had been followed, noncompliance with Federal requirements could potentially subject the District to a successful claim by the FDIC.

**WARREN CITY SCHOOL DISTRICT  
TRUMBULL COUNTY, OHIO**

NOTES TO THE BASIC FINANCIAL STATEMENTS  
FOR THE FISCAL YEAR ENDED JUNE 30, 2018

**NOTE 4 - DEPOSITS AND INVESTMENTS - (Continued)**

**C. Investments**

As of June 30, 2018, the District had the following investments and maturities:

Measurement/ Investment type	Measurement value	Investment maturities				
		6 months or less	7 to 12 months	13 to 18 months	19 to 24 months	Greater than 24 months
Fair value:						
FHLB	\$ 6,643,349	\$ -	\$ -	\$ 985,840	\$ -	\$ 5,657,509
FAMC	827,474	-	-	-	-	827,474
FHLMC	3,175,716	-	-	-	146,723	3,028,993
FNMA	2,031,806	299,334	-	-	1,073,754	658,718
FFCB	2,159,007	-	496,645	-	-	1,662,362
PEFCO	10,487,804	-	507,145	2,174,480	4,150,949	3,655,230
Negotiable CD's	239,007	-	-	-	-	239,007
U.S. Government money market	278,724	278,724	-	-	-	-
	<u>\$ 25,842,887</u>	<u>\$ 578,058</u>	<u>\$ 1,003,790</u>	<u>\$ 3,160,320</u>	<u>\$ 5,371,426</u>	<u>\$ 15,729,293</u>

The weighted average maturity of investments is 2.25 years.

The District's investments in U.S. Government money market mutual funds are valued using quoted market prices in active markets (Level 1 inputs). The District's investments in federal agency securities and negotiable CD's are valued using quoted prices in markets that are not considered to be active, dealer quotations or alternative pricing sources for similar assets or liabilities for which all significant inputs are observable, either directly or indirectly (Level 2 inputs).

*Interest Rate Risk:* As a means of limiting its exposure to fair value losses arising from rising interest rates and according to State law, the District's investment policy limits investment portfolio maturities to five years or less.

*Credit Risk:* U.S. Government money market mutual funds carry a rating of AAAM by Standard & Poor's. The District's investments in federal agency securities were rated AA+ and Aaa by Standard & Poor's and Moody's Investor Services, respectively.

*Custodial Credit Risk:* For an investment, custodial credit risk is the risk that, in the event of the failure of the counterparty, the District will not be able to recover the value of its investments or collateral securities that are in the possession of an outside party. The federal agency securities are exposed to custodial credit risk in that they are uninsured, unregistered and held by the counterparty's trust department or agent but not in the District's name. The District's investments in negotiable CDs are insured by the FDIC. The District has no investment policy dealing with investment custodial risk beyond the requirement in State statute that prohibits payment for investments prior to the delivery of the securities representing such investments to the Treasurer or qualified trustee.

**WARREN CITY SCHOOL DISTRICT  
TRUMBULL COUNTY, OHIO**

NOTES TO THE BASIC FINANCIAL STATEMENTS  
FOR THE FISCAL YEAR ENDED JUNE 30, 2018

**NOTE 4 - DEPOSITS AND INVESTMENTS - (Continued)**

*Concentration of Credit Risk:* The District places no limit on the amount that may be invested in any one issuer. The following table includes the percentage of each investment type held by the District at June 30, 2018:

<u>Measurement/ Investment type</u>	<u>Measurement value</u>	<u>% of Total</u>
Fair value:		
FHLB	\$ 6,643,349	25.71
FAMC	827,474	3.20
FHLMC	3,175,716	12.29
FNMA	2,031,806	7.86
FFCB	2,159,007	8.35
PEFCO	10,487,804	40.58
Negotiable CD's	239,007	0.93
U.S. Government money market	<u>278,724</u>	<u>1.08</u>
	<u>\$ 25,842,887</u>	<u>100.00</u>

**D. Reconciliation of Cash and Investments to the Statement of Net Position**

The following is a reconciliation of cash and investments as reported in the note above to cash and investments as reported on the statement of net position as of June 30, 2018:

<u>Cash and investments per note</u>	
Carrying amount of deposits	\$ 24,954,666
Investments	25,842,887
Cash on hand	<u>5,970</u>
Total	<u>\$ 50,803,523</u>

<u>Cash and investments per statement of net position</u>	
Governmental activities	\$ 50,752,438
Agency fund	<u>51,085</u>
Total	<u>\$ 50,803,523</u>

**WARREN CITY SCHOOL DISTRICT  
TRUMBULL COUNTY, OHIO**

NOTES TO THE BASIC FINANCIAL STATEMENTS  
FOR THE FISCAL YEAR ENDED JUNE 30, 2018

**NOTE 5 - INTERFUND TRANSACTIONS**

- A. Interfund balances consisted of the following due to/from other funds at June 30, 2018, as reported on the fund statements:

	<u>Amount</u>
<u>Due to the general fund from:</u>	
Nonmajor governmental funds	\$ 1,066,622
 <u>Due to nonmajor governmental funds from:</u>	
Nonmajor governmental funds	135
Total	\$ 1,066,757

The primary purpose of the interfund loans due to the general fund is to cover negative cash balances in the Public School Preschool fund, the Title IV-B fund, Title I School Improvement A fund, Title I fund, Improving Teacher Quality fund and Miscellaneous Federal Grants fund, all nonmajor governmental funds. These negative cash balances are allowable under Ohio Revised Code Section 3315.20. The interfund balance will be repaid once the anticipated revenues are received. There are also amounts due to the general fund and nonmajor governmental funds from nonmajor governmental funds for services provided on account.

Amounts due to/from other funds between governmental funds are eliminated on the government-wide financial statements.

- B. Interfund transfers for the year ended June 30, 2018, consisted of the following, as reported on the fund financial statements:

	<u>Amount</u>
<u>Transfers from general fund to:</u>	
Nonmajor governmental funds	\$ 59,400
 <u>Transfers from nonmajor governmental funds to:</u>	
General fund	9,251
Total	\$ 68,651

Transfers are used to move revenues from the fund that statute or budget required to collect them to the fund that statute or budget requires to expend them and to use unrestricted revenues collected in the general fund to finance various programs accounted for in other funds in accordance with budgetary authorizations.

The transfers from nonmajor governmental funds to the general fund represent residual equity transfers to close old special revenue funds.

**WARREN CITY SCHOOL DISTRICT  
TRUMBULL COUNTY, OHIO**

**NOTES TO THE BASIC FINANCIAL STATEMENTS  
FOR THE FISCAL YEAR ENDED JUNE 30, 2018**

**NOTE 5 - INTERFUND TRANSACTIONS - (Continued)**

All transfers made in fiscal year 2018 were in accordance with Ohio Revised Code Sections 5705.14, 5705.15 and 5705.16. Transfers between governmental funds are eliminated for reporting on the government-wide financial statements.

**NOTE 6 - PROPERTY TAXES**

Property taxes are levied and assessed on a calendar year basis while the District fiscal year runs from July through June. First half tax collections are received by the District in the second half of the fiscal year. Second half tax distributions occur in the first half of the following fiscal year.

Property taxes include amounts levied against all real property and public utility property. Real property tax revenues received in calendar year 2018 represent the collection of calendar year 2017 taxes. Real property taxes received in calendar year 2018 were levied after April 1, 2017, on the assessed values as of January 1, 2016, the lien date. Assessed values for real property taxes are established by State statute at 35 percent of appraised market value. Real property taxes are payable annually or semiannually. If paid annually, payment is due December 31; if paid semiannually, the first payment is due December 31, with the remainder payable by June 20. Under certain circumstances, State statute permits alternate payment dates to be established. Public utility property tax revenues received in calendar year 2018 represent the collection of calendar year 2017 taxes. Public utility real and personal property taxes received in calendar year 2018 became a lien on December 31, 2016, were levied after April 1, 2017, and are collected with real property taxes. Public utility real property is assessed at 35 percent of true value; public utility tangible personal property is currently assessed at varying percentages of true value.

The District receives property taxes from Trumbull County. The County Auditor periodically advances to the District its portion of the taxes collected. Second-half real property tax payments collected by the County by June 30, 2018, are available to finance fiscal year 2018 operations. The amount available for advance at June 30, 2018 was \$149,765 in the general fund, \$22,240 in the debt service fund, a nonmajor governmental fund, \$1,526 in the permanent improvement fund, a nonmajor governmental fund, and \$1,526 in the classroom facilities maintenance fund, a nonmajor governmental fund. This amount is recorded as revenue. The amount available for advance at June 30, 2017 was \$108,825 in the general fund, \$16,664 in the debt service fund, a nonmajor governmental fund, \$1,162 in the permanent improvement fund, a nonmajor governmental fund, and \$1,162 in the classroom facilities maintenance fund, a nonmajor governmental fund. The amount of second-half real property taxes available for advance at fiscal year-end can vary based on the date the tax bills are sent.

Accrued property taxes receivable includes real property, public utility property and delinquent tangible personal property taxes which are measurable as of June 30, 2018 and for which there is an enforceable legal claim. Although total property tax collections for the next fiscal year are measurable, only the amount of real property taxes available as an advance at June 30 was levied to finance current fiscal year operations and is reported as revenue at fiscal year-end. The portion of the receivable not levied to finance current fiscal year operations is offset by a credit to deferred inflows.

On the accrual basis of accounting, collectible delinquent property taxes have been recorded as a receivable and revenue, while on a modified accrual basis of accounting the revenue has been reported as a deferred inflow.

**WARREN CITY SCHOOL DISTRICT  
TRUMBULL COUNTY, OHIO**

NOTES TO THE BASIC FINANCIAL STATEMENTS  
FOR THE FISCAL YEAR ENDED JUNE 30, 2018

**NOTE 6 - PROPERTY TAXES - (Continued)**

The assessed values upon which the fiscal year 2018 taxes were collected are:

	2017 Second Half Collections		2018 First Half Collections	
	<u>Amount</u>	<u>Percent</u>	<u>Amount</u>	<u>Percent</u>
Agricultural/residential and other real estate	\$ 275,984,850	91.52	\$ 266,900,920	90.75
Public utility personal	<u>25,564,920</u>	<u>8.48</u>	<u>27,199,570</u>	<u>9.25</u>
Total	<u>\$ 301,549,770</u>	<u>100.00</u>	<u>\$ 294,100,490</u>	<u>100.00</u>
Tax rate per \$1,000 of assessed valuation	\$ 64.30		\$ 65.20	

**NOTE 7 - RECEIVABLES**

Receivables at June 30, 2018 consisted of taxes, accounts (billings for user charged services and student fees), accrued interest and intergovernmental grants and entitlements. All receivables are considered collectible in full due to the ability to foreclose for the nonpayment of taxes, the stable condition of State programs and the current year guarantee of Federal funds. A summary of the principal items of receivables reported on the statement of net position follows:

**Governmental activities:**

Taxes	\$ 20,362,685
Accounts	12,654
Intergovernmental	3,570,093
Accrued interest	<u>113,362</u>
Total	<u>\$ 24,058,794</u>

Receivables have been disaggregated on the face of the financial statements. All receivables are expected to be collected within the subsequent year.

THIS SPACE INTENTIONALLY LEFT BLANK

**WARREN CITY SCHOOL DISTRICT  
TRUMBULL COUNTY, OHIO**

NOTES TO THE BASIC FINANCIAL STATEMENTS  
FOR THE FISCAL YEAR ENDED JUNE 30, 2018

**NOTE 8 - CAPITAL ASSETS**

Capital asset activity for the fiscal year ended June 30, 2018, was as follows:

	<u>Balance</u> <u>6/30/17</u>	<u>Additions</u>	<u>Deductions</u>	<u>Balance</u> <u>6/30/18</u>
<b>Governmental activities:</b>				
<i>Capital assets, not being depreciated:</i>				
Land	\$ 7,961,988	\$ -	\$ -	\$ 7,961,988
Total capital assets, not being depreciated	<u>7,961,988</u>	<u>-</u>	<u>-</u>	<u>7,961,988</u>
<i>Capital assets, being depreciated:</i>				
Land improvements	1,434,567	214,017	-	1,648,584
Buildings and improvements	136,162,328	194,875	-	136,357,203
Furniture and equipment	4,075,068	106,397	-	4,181,465
Vehicles	2,902,830	260,222	-	3,163,052
Total capital assets, being depreciated	<u>144,574,793</u>	<u>775,511</u>	<u>-</u>	<u>145,350,304</u>
<i>Less: accumulated depreciation:</i>				
Land improvements	(356,839)	(91,916)	-	(448,755)
Buildings and improvements	(22,783,399)	(2,735,281)	-	(25,518,680)
Furniture and equipment	(2,113,897)	(419,972)	-	(2,533,869)
Vehicles	(2,143,510)	(133,527)	-	(2,277,037)
Total accumulated depreciation	<u>(27,397,645)</u>	<u>(3,380,696)</u>	<u>-</u>	<u>(30,778,341)</u>
Governmental activities capital assets, net	<u>\$ 125,139,136</u>	<u>\$ (2,605,185)</u>	<u>\$ -</u>	<u>\$ 122,533,951</u>

Depreciation expense was charged to governmental functions as follows:

<u>Instruction:</u>	
Regular	\$ 1,102,591
Special	559,577
Vocational	9,630
Other	5,508
<u>Support services:</u>	
Pupil	227,243
Instructional staff	167,810
Administration	275,319
Fiscal	27,016
Business	104,715
Operations and maintenance	435,189
Pupil transportation	149,821
Central	45,298
Food service operations	137,712
Non-instructional	7,498
Extracurricular activities	<u>125,769</u>
Total depreciation expense	<u>\$ 3,380,696</u>

**WARREN CITY SCHOOL DISTRICT  
TRUMBULL COUNTY, OHIO**

NOTES TO THE BASIC FINANCIAL STATEMENTS  
FOR THE FISCAL YEAR ENDED JUNE 30, 2018

**NOTE 9 - CAPITALIZED LEASES - LESSEE DISCLOSURE**

In prior fiscal years, the District entered into a lease agreement for copiers. This lease meets the criteria of a capital lease as defined by generally accepted accounting principles, which defines a capital lease generally as one which transfers the benefits and risks of ownership to the lessee at the conclusion of the lease term. Capital lease payments will be reclassified and shown as debt service expenditures in the general fund.

The general capital assets acquired by these capital leases have been capitalized in the governmental activities on the statement of net position in the amount of \$432,176. Accumulated depreciation as of June 30, 2018 was \$302,523, leaving a current book value of \$129,653. A corresponding liability has been recorded in the governmental activities on the statement of net position.

The following is a schedule of the future long-term minimum lease payments required under the lease agreements and the present value of the future minimum lease payments as of June 30, 2018:

<u>Fiscal Year Ending June 30</u>	<u>Copiers</u>
2019	\$ 104,940
2020	<u>17,490</u>
Total minimum lease payments	122,430
Less: amount representing interest	<u>(5,910)</u>
Total	<u>\$ 116,520</u>

THIS SPACE INTENTIONALLY LEFT BLANK



**WARREN CITY SCHOOL DISTRICT  
TRUMBULL COUNTY, OHIO**

NOTES TO THE BASIC FINANCIAL STATEMENTS  
FOR THE FISCAL YEAR ENDED JUNE 30, 2018

**NOTE 10 - LONG-TERM OBLIGATIONS**

- A. The long-term obligations at June 30, 2017 have been restated as described in Note 3.A. The District's long-term obligations during the year consist of the following:

	Restated Balance <u>6/30/17</u>	<u>Additions</u>	<u>Deductions</u>	Balance 6/30/18	Amounts Due in <u>One Year</u>
<b>Governmental activities:</b>					
<u>General obligation bonds:</u>					
2012 advance refunding bonds					
Current interest bonds	\$ 26,410,000	\$ -	\$ (1,340,000)	\$ 25,070,000	\$ 1,480,000
Capital appreciation bonds	295,000	-	-	295,000	-
Accreted interest	<u>526,181</u>	<u>189,502</u>	<u>-</u>	<u>715,683</u>	<u>-</u>
Total general obligation bonds	<u>27,231,181</u>	<u>189,502</u>	<u>(1,340,000)</u>	<u>26,080,683</u>	<u>1,480,000</u>
<u>Other long-term obligations:</u>					
Tax anticipation notes	652,000	-	(66,000)	586,000	68,000
Capital lease agreement	208,121	-	(91,601)	116,520	99,203
Net pension liability	108,747,652	-	(30,139,203)	78,608,449	-
Net OPEB liability	22,586,923	-	(4,341,612)	18,245,311	-
Compensated absences	<u>2,809,717</u>	<u>741,333</u>	<u>(535,542)</u>	<u>3,015,508</u>	<u>508,789</u>
Total governmental activities long-term liabilities	<u>\$ 162,235,594</u>	<u>\$ 930,835</u>	<u>\$ (36,513,958)</u>	126,652,471	<u>\$ 2,155,992</u>
				Add: unamortized premium on bond issue	<u>1,709,933</u>
				Total on statement of net position	<u>\$ 128,362,404</u>

Compensated absences: Compensated absences will be paid from the fund from which the employee's salaries are paid, which for the District, is primarily the general fund.

Capital lease agreement: See Note 9 for more detail on the District's capital lease agreement.

Net pension liability: See Note 13 for information on the District's net pension liability. The District pays obligations related to employee compensation from the fund benefitting from their service, which, for the District, is primarily the general fund.

Net OPEB liability: See Note 14 for information on the District's net OPEB liability. The District pays obligations related to employee compensation from the fund benefitting from their service, which, for the District, is primarily the general fund.

**WARREN CITY SCHOOL DISTRICT  
TRUMBULL COUNTY, OHIO**

NOTES TO THE BASIC FINANCIAL STATEMENTS  
FOR THE FISCAL YEAR ENDED JUNE 30, 2018

**NOTE 10 - LONG-TERM OBLIGATIONS - (Continued)**

- B.** On June 28, 2012, the District issued general obligation bonds (series 2012 advance refunding bonds) to advance refund the callable portion of the series 2004 general obligation bonds. The issuance proceeds of \$33,048,365 and a \$750,000 contribution from the District's debt service fund, a nonmajor governmental fund, were used to purchase securities which were placed in an irrevocable trust to provide resources for all future debt service payments on the refunded debt. This refunded debt is considered defeased (in-substance) and accordingly, has been removed from the statement of net position. The principal balance outstanding of the defeased bonds was \$26,360,000 at June 30, 2018.

The refunding issue is comprised of both current interest bonds, par value \$30,430,000, and capital appreciation bonds, par value \$295,000. The interest rate on the current interest bonds ranges from 2.00-4.00%. The capital appreciation bonds mature on December 1, 2019 (approximate initial offering yield to maturity 2.27%), at a redemption price equal to 100% of the principal, plus accrued interest to the redemption date. The accreted value at maturity for the capital appreciation bonds is \$1,380,000. The bonds will be retired through the debt service fund, a nonmajor governmental fund.

The reacquisition price exceeded the net carrying amount of the old debt by \$2,580,635. This amount is being netted against the new debt and amortized over the remaining life of the refunded debt.

Interest payments on the current interest bonds are due June 1 and December 1 each year. The final maturity stated on the issue is December 1, 2031.

The following is a summary of the future debt service requirements to maturity for the 2012 series advance refunding bonds:

Fiscal Year Ended	Current Interest Bonds			Capital Appreciation Bonds		
	Principal	Interest	Total	Principal	Interest	Total
2019	\$ 1,480,000	\$ 948,906	\$ 2,428,906	\$ -	\$ -	\$ -
2020	-	919,306	919,306	295,000	1,085,000	1,380,000
2021	1,345,000	892,407	2,237,407	-	-	-
2022	1,415,000	837,206	2,252,206	-	-	-
2023	1,470,000	779,507	2,249,507	-	-	-
2024 - 2028	9,455,000	2,870,631	12,325,631	-	-	-
2029 - 2032	<u>9,905,000</u>	<u>780,035</u>	<u>10,685,035</u>	<u>-</u>	<u>-</u>	<u>-</u>
Total	<u>\$ 25,070,000</u>	<u>\$ 8,027,998</u>	<u>\$ 33,097,998</u>	<u>\$ 295,000</u>	<u>\$ 1,085,000</u>	<u>\$ 1,380,000</u>

- C.** On September 1, 2016, the District issued \$719,000 in tax anticipation notes in order to provide funds for on-going permanent improvement projects. These tax anticipation notes bear an interest rate of 2.25%. The notes are paid using the proceeds of the permanent improvement tax levy.

Interest payments on the tax anticipation notes are due June 1 and December 1 each year. The final maturity stated on the issue is December 1, 2025; however, the notes may be retired in full on or after December 1, 2020.

**WARREN CITY SCHOOL DISTRICT  
TRUMBULL COUNTY, OHIO**

NOTES TO THE BASIC FINANCIAL STATEMENTS  
FOR THE FISCAL YEAR ENDED JUNE 30, 2018

**NOTE 10 - LONG-TERM OBLIGATIONS - (Continued)**

The following is a summary of the future debt service requirements to maturity for the tax anticipation notes:

Fiscal Year Ended	Tax Anticipation Notes		
	Principal	Interest	Total
2019	\$ 68,000	\$ 12,420	\$ 80,420
2020	69,000	10,878	79,878
2021	71,000	9,304	80,304
2022	72,000	7,695	79,695
2023	74,000	6,052	80,052
2024-2026	232,000	7,898	239,898
Total	<u>\$ 586,000</u>	<u>\$ 54,247</u>	<u>\$ 640,247</u>

**D. Legal Debt Margin**

The Ohio Revised Code provides that voted net general obligation debt of the District shall never exceed 9% of the total assessed valuation of the District. The code further provides that unvoted indebtedness shall not exceed 1/10 of 1% of the property valuation of the District. The code additionally states that unvoted indebtedness related to energy conservation debt shall not exceed 9/10 of 1% of the property valuation of the District. The assessed valuation used in determining the District's legal debt margin has been modified by House Bill 530 which became effective March 30, 2006. In accordance with House Bill 530, the assessed valuation used in the District's legal debt margin calculation excluded tangible personal property used in business, telephone or telegraph property, interexchange telecommunications company property, and personal property owned or leased by a railroad company and used in railroad operations. The effects of these debt limitations at June 30, 2018, are a voted debt margin of \$2,530,200 (including available funds of \$1,426,156) and an unvoted debt margin of \$294,100.

**NOTE 11 - COMPENSATED ABSENCES**

The criteria for determining vested vacation and sick leave components are derived from negotiated agreements and State laws. Full-time employees, including full-time hourly rated and per diem employees, are granted vacation with pay as follows:

<u>Years of Service</u>	<u>Vacation Days</u>
0-1	None
1-8 inclusive	2 weeks annually
After 8-12	3 weeks annually
After 12 or more	4 weeks annually

Any vacation days which are not used as of December 31 are not available for use in a subsequent year for classified personnel. Administrators are permitted to carryover 5 unused days to the next calendar year.

**WARREN CITY SCHOOL DISTRICT  
TRUMBULL COUNTY, OHIO**

NOTES TO THE BASIC FINANCIAL STATEMENTS  
FOR THE FISCAL YEAR ENDED JUNE 30, 2018

**NOTE 11 - COMPENSATED ABSENCES - (Continued)**

Each employee earns sick leave at the rate of one and one-quarter days for each completed month of service, or 15 days for each completed year of service. The maximum number of sick leave days that employees may accumulate is unlimited. Any sick leave earned or unused in prior employment with another public school district or other agency of the state, shall, upon presentation of a certified copy stating the number of sick leave days earned and unused from such employers, be transferred to the employees account at the time of employment in the manner prescribed by State law.

Retirement severance is paid to each employee with 10 or more years of service in the District who elects to retire from active service or who dies while on active service. The employee, or his/her estate shall receive, in one lump sum 1/4 of the value of his/her accrued and unused sick leave to a maximum of 30 days (1/4 of 120 days) multiplied times his/her per diem rate at the time of retirement. Sick leave balances in excess of the 120 days are paid at 1/8 the per diem rate.

**NOTE 12 - RISK MANAGEMENT**

**A. General Risk**

The District is exposed to various risks of loss related to torts; theft of, damage to, and destruction of assets; errors and omissions; injuries to employees; and natural disasters. The District has addressed these various types of risk by purchasing a comprehensive insurance policy through commercial carriers. Property insurance is maintained with a \$10,000 deductible. General liability insurance is maintained in the amount of \$1,000,000 for each occurrence and \$2,000,000 in the aggregate. In addition, the District maintains a \$6,000,000 umbrella liability policy.

The District maintains fleet insurance in the amount of \$1,000,000 for any one accident or loss.

Settled claims resulting from these risks have not exceeded the commercial insurance coverage in any of the past three fiscal years. There has been no significant reduction in amounts of insurance coverage from 2017.

**B. Workers' Compensation**

Workers' compensation coverage is provided by the State of Ohio. The District pays the Bureau of Workers' Compensation a premium based on a rate per \$100 of salaries. This rate is calculated based on accident history and administrative costs.

**C. Health Insurance**

The District has established an internal service "self-insurance" fund, in conjunction with a formalized risk management program, in an effort to minimize risk exposure and control claims and premium costs.

This self-insurance fund was established for the purpose of accumulating balances sufficient to self-insure basic medical coverage and permit excess umbrella coverage for claims over a pre-determined level. Board and employee premium contributions are determined by negotiated agreement. Amounts are paid into this fund from the general fund and certain nonmajor governmental funds. Claims payments are made on an as-incurred basis, thus no "reserve" remains with the insurance carrier.

**WARREN CITY SCHOOL DISTRICT  
TRUMBULL COUNTY, OHIO**

NOTES TO THE BASIC FINANCIAL STATEMENTS  
FOR THE FISCAL YEAR ENDED JUNE 30, 2018

**NOTE 12 - RISK MANAGEMENT - (Continued)**

Expenses for claims are recorded as other expenses when it is probable that an asset has been impaired or a liability has been incurred and the amount of loss can be reasonably estimate. Liabilities include an amount for claims that have been incurred but not reported. Because actual claims liabilities depend on such complex factors as inflation, changes in legal doctrines, and damage awards, the process used in computing claims liability does not necessarily result in an exact amount.

Claims liabilities are re-evaluated periodically to take into consideration recently settled claims, the frequency of claims, and other economic and social factors.

Liabilities for incurred losses to be settled by fixed or reasonably determinable payments over a long period of time are reported at their present value using expected future investment assumptions as determined by the third party administrator. These liabilities are reported at their present value of \$828,182 at June 30, 2018.

A summary of changes in self-insurance claims for the current and proceeding years follows:

<u>Fiscal Year</u>	<u>Beginning Balance</u>	<u>Current Year Claims</u>	<u>Claims Payments</u>	<u>Ending Balance</u>
2018	\$ 710,639	\$ 9,790,816	\$ (9,673,273)	\$ 828,182
2017	673,449	9,184,734	(9,147,544)	710,639

**NOTE 13 - DEFINED BENEFIT PENSION PLANS**

*Net Pension Liability*

The net pension liability reported on the statement of net position represents a liability to employees for pensions. Pensions are a component of exchange transactions—between an employer and its employees—of salaries and benefits for employee services. Pensions are provided to an employee—on a deferred-payment basis—as part of the total compensation package offered by an employer for employee services each financial period. The obligation to sacrifice resources for pensions is a present obligation because it was created as a result of employment exchanges that already have occurred.

The net pension liability represents the District’s proportionate share of each pension plan’s collective actuarial present value of projected benefit payments attributable to past periods of service, net of each pension plan’s fiduciary net position. The net pension liability calculation is dependent on critical long-term variables, including estimated average life expectancies, earnings on investments, cost of living adjustments and others. While these estimates use the best information available, unknowable future events require adjusting this estimate annually.

The Ohio Revised Code limits the District’s obligation for this liability to annually required payments. The District cannot control benefit terms or the manner in which pensions are financed; however, the District does receive the benefit of employees’ services in exchange for compensation including pension.

**WARREN CITY SCHOOL DISTRICT  
TRUMBULL COUNTY, OHIO**

NOTES TO THE BASIC FINANCIAL STATEMENTS  
FOR THE FISCAL YEAR ENDED JUNE 30, 2018

**NOTE 13 - DEFINED BENEFIT PENSION PLANS - (Continued)**

GASB 68 assumes the liability is solely the obligation of the employer, because (1) they benefit from employee services; and (2) State statute requires all funding to come from these employers. All contributions to date have come solely from these employers (which also includes costs paid in the form of withholdings from employees). State statute requires the pension plans to amortize unfunded liabilities within 30 years. If the amortization period exceeds 30 years, each pension plan's board must propose corrective action to the State legislature. Any resulting legislative change to benefits or funding could significantly affect the net pension liability. Resulting adjustments to the net pension liability would be effective when the changes are legally enforceable.

The proportionate share of each plan's unfunded benefits is presented as a long-term *net pension liability* on the accrual basis of accounting. Any liability for the contractually-required pension contribution outstanding at the end of the year is included in *pension and postemployment benefits payable* on both the accrual and modified accrual bases of accounting.

***Plan Description - School Employees Retirement System (SERS)***

Plan Description - The District non-teaching employees participate in SERS, a cost-sharing multiple-employer defined benefit pension plan administered by SERS. SERS provides retirement, disability and survivor benefits, annual cost-of-living adjustments, and death benefits to plan members and beneficiaries. Authority to establish and amend benefits is provided by Ohio Revised Code Chapter 3309. SERS issues a publicly available, stand-alone financial report that includes financial statements, required supplementary information and detailed information about SERS' fiduciary net position. That report can be obtained by visiting the SERS website at [www.ohsers.org](http://www.ohsers.org) under Employers/Audit Resources.

Age and service requirements for retirement are as follows:

	Eligible to Retire on or before August 1, 2017 *	Eligible to Retire on or after August 1, 2017
Full benefits	Any age with 30 years of service credit	Age 67 with 10 years of service credit; or Age 57 with 30 years of service credit
Actuarially reduced benefits	Age 60 with 5 years of service credit Age 55 with 25 years of service credit	Age 62 with 10 years of service credit; or Age 60 with 25 years of service credit

\* Members with 25 years of service credit as of August 1, 2017, will be included in this plan.

Annual retirement benefits are calculated based on final average salary multiplied by a percentage that varies based on year of service; 2.2 percent for the first thirty years of service and 2.5 percent for years of service credit over 30. Final average salary is the average of the highest three years of salary.

One year after an effective benefit date, a benefit recipient is entitled to a three percent cost-of-living adjustment (COLA). This same COLA is added each year to the base benefit amount on the anniversary date of the benefit.

**WARREN CITY SCHOOL DISTRICT  
TRUMBULL COUNTY, OHIO**

NOTES TO THE BASIC FINANCIAL STATEMENTS  
FOR THE FISCAL YEAR ENDED JUNE 30, 2018

**NOTE 13 - DEFINED BENEFIT PENSION PLANS - (Continued)**

Funding Policy - Plan members are required to contribute 10 percent of their annual covered salary and the District is required to contribute 14 percent of annual covered payroll. The contribution requirements of plan members and employers are established and may be amended by the SERS' Retirement Board up to statutory maximum amounts of 10 percent for plan members and 14 percent for employers. The Retirement Board, acting with the advice of the actuary, allocates the employer contribution rate among four of the System's funds (Pension Trust Fund, Death Benefit Fund, Medicare B Fund, and Health Care Fund). For the fiscal year ended June 30, 2018, the allocation to pension, death benefits, and Medicare B was 13.5 percent. The remaining 0.5 percent of the employer contribution rate was allocated to the Health Care Fund.

The District's contractually required contribution to SERS was \$1,404,375 for fiscal year 2018. Of this amount, \$52,208 is reported as pension and postemployment benefits payable.

***Plan Description - State Teachers Retirement System (STRS)***

Plan Description - Licensed teachers participate in STRS Ohio, a cost-sharing multiple-employer public employee retirement system administered by STRS. STRS provides retirement and disability benefits to members and death and survivor benefits to beneficiaries. STRS issues a stand-alone financial report that includes financial statements, required supplementary information and detailed information about STRS' fiduciary net position. That report can be obtained by writing to STRS, 275 E. Broad St., Columbus, OH 43215-3771, by calling (888) 227-7877, or by visiting the STRS website at [www.strsoh.org](http://www.strsoh.org).

New members have a choice of three retirement plans; a Defined Benefit (DB) Plan, a Defined Contribution (DC) Plan and a Combined Plan. Benefits are established by Ohio Revised Code Chapter 3307. The DB Plan offers an annual retirement allowance based on final average salary multiplied by a percentage that varies based on years of service. Effective August 1, 2015, the calculation will be 2.2 percent of final average salary for the five highest years of earnings multiplied by all years of service. Effective July 1, 2017, the cost-of-living adjustment was reduced to zero. Members are eligible to retire at age 60 with five years of qualifying service credit, or age 55 with 26 years of service, or 31 years of service regardless of age. Eligibility changes will be phased in until August 1, 2026, when retirement eligibility for unreduced benefits will be five years of service credit and age 65, or 35 years of service credit and at least age 60.

The DC Plan allows members to place all their member contributions and 9.5 percent of the 14 percent employer contributions into an investment account. Investment allocation decisions are determined by the member. The remaining 4.5 percent of the 14 percent employer rate is allocated to the defined benefit unfunded liability. A member is eligible to receive a retirement benefit at age 50 and termination of employment. The member may elect to receive a lifetime monthly annuity or a lump sum withdrawal.

The Combined Plan offers features of both the DB Plan and the DC Plan. In the Combined Plan, 12% of the 14% member rate goes to the DC Plan and the remaining 2% is applied to the DB Plan. Member contributions to the DC Plan are allocated among investment choices by the member, and contributions to the DB Plan from the employer and the member are used to fund the defined benefit payment at a reduced level from the regular DB Plan. The defined benefit portion of the Combined Plan payment is payable to a member on or after age 60 with five years of service. The defined contribution portion of the account may be taken as a lump sum payment or converted to a lifetime monthly annuity after termination of employment at age 50 or later.

**WARREN CITY SCHOOL DISTRICT  
TRUMBULL COUNTY, OHIO**

NOTES TO THE BASIC FINANCIAL STATEMENTS  
FOR THE FISCAL YEAR ENDED JUNE 30, 2018

**NOTE 13 - DEFINED BENEFIT PENSION PLANS - (Continued)**

New members who choose the DC Plan or Combined Plan will have another opportunity to reselect a permanent plan during their fifth year of membership. Members may remain in the same plan or transfer to another STRS plan. The optional annuitization of a member's defined contribution account or the defined contribution portion of a member's Combined Plan account to a lifetime benefit results in STRS bearing the risk of investment gain or loss on the account. STRS has therefore included all three plan options as one defined benefit plan for GASB 68 reporting purposes.

A DB or Combined Plan member with five or more years of credited service who is determined to be disabled may qualify for a disability benefit. Eligible survivors of members who die before service retirement may qualify for monthly benefits. New members on or after July 1, 2013, must have at least ten years of qualifying service credit that apply for disability benefits. Members in the DC Plan who become disabled are entitled only to their account balance. If a member of the DC Plan dies before retirement benefits begin, the member's designated beneficiary is entitled to receive the member's account balance.

Funding Policy - Employer and member contribution rates are established by the State Teachers Retirement Board and limited by Chapter 3307 of the Ohio Revised Code. For fiscal year 2018, plan members were required to contribute 14 percent of their annual covered salary. The District was required to contribute 14 percent; the entire 14 percent was the portion used to fund pension obligations. The fiscal year 2018 contribution rates were equal to the statutory maximum rates.

The District's contractually required contribution to STRS was \$4,266,904 for fiscal year 2018. Of this amount, \$745,524 is reported as pension and postemployment benefits payable.

***Net Pension Liability***

The net pension liability was measured as of June 30, 2017, and the total pension liability used to calculate the net pension liability was determined by an actuarial valuation as of that date. The District's proportion of the net pension liability was based on the District's share of contributions to the pension plan relative to the projected contributions of all participating entities. Following is information related to the proportionate share and pension expense:

	<u>SERS</u>	<u>STRS</u>	<u>Total</u>
Proportion of the net pension liability prior measurement date	0.30236630%	0.25876734%	
Proportion of the net pension liability current measurement date	<u>0.30535220%</u>	<u>0.25410981%</u>	
Change in proportionate share	<u>0.00298590%</u>	<u>-0.00465753%</u>	
Proportionate share of the net pension liability	\$ 18,244,119	\$ 60,364,330	\$ 78,608,449
Pension expense	\$ (630,401)	\$ (23,231,828)	\$ (23,862,229)



**WARREN CITY SCHOOL DISTRICT  
TRUMBULL COUNTY, OHIO**

NOTES TO THE BASIC FINANCIAL STATEMENTS  
FOR THE FISCAL YEAR ENDED JUNE 30, 2018

**NOTE 13 - DEFINED BENEFIT PENSION PLANS - (Continued)**

At June 30, 2018, the District reported deferred outflows of resources and deferred inflows of resources related to pensions from the following sources:

	<u>SERS</u>	<u>STRS</u>	<u>Total</u>
<b>Deferred outflows of resources</b>			
Differences between expected and actual experience	\$ 785,163	\$ 2,330,985	\$ 3,116,148
Changes of assumptions	943,418	13,202,342	14,145,760
Difference between District contributions and proportionate share of contributions/change in proportionate share	174,355	1,061,884	1,236,239
District contributions subsequent to the measurement date	<u>1,404,375</u>	<u>4,266,904</u>	<u>5,671,279</u>
Total deferred outflows of resources	<u>\$ 3,307,311</u>	<u>\$ 20,862,115</u>	<u>\$ 24,169,426</u>
<b>Deferred inflows of resources</b>			
Differences between expected and actual experience	\$ -	\$ 486,513	\$ 486,513
Net difference between projected and actual earnings on pension plan investments	86,600	1,992,095	2,078,695
Difference between District contributions and proportionate share of contributions/change in proportionate share	<u>33,948</u>	<u>1,125,089</u>	<u>1,159,037</u>
Total deferred inflows of resources	<u>\$ 120,548</u>	<u>\$ 3,603,697</u>	<u>\$ 3,724,245</u>

\$5,671,279 reported as deferred outflows of resources related to pension resulting from District contributions subsequent to the measurement date will be recognized as a reduction of the net pension liability in the year ending June 30, 2019. Other amounts reported as deferred outflows of resources and deferred inflows of resources related to pension will be recognized in pension expense as follows:

	<u>SERS</u>	<u>STRS</u>	<u>Total</u>
Fiscal Year Ending June 30:			
2019	\$ 757,962	\$ 2,792,833	\$ 3,550,795
2020	1,150,048	5,502,760	6,652,808
2021	299,685	3,922,661	4,222,346
2022	<u>(425,307)</u>	<u>773,260</u>	<u>347,953</u>
Total	<u>\$ 1,782,388</u>	<u>\$ 12,991,514</u>	<u>\$ 14,773,902</u>

**WARREN CITY SCHOOL DISTRICT  
TRUMBULL COUNTY, OHIO**

NOTES TO THE BASIC FINANCIAL STATEMENTS  
FOR THE FISCAL YEAR ENDED JUNE 30, 2018

**NOTE 13 - DEFINED BENEFIT PENSION PLANS - (Continued)**

*Actuarial Assumptions - SERS*

SERS' total pension liability was determined by their actuaries in accordance with GASB Statement No. 67, as part of their annual actuarial valuation for each defined benefit retirement plan. Actuarial valuations of an ongoing plan involve estimates of the value of reported amounts (e.g., salaries, credited service) and assumptions about the probability of occurrence of events far into the future (e.g., mortality, disabilities, retirements, employment termination). Actuarially determined amounts are subject to continual review and potential modifications, as actual results are compared with past expectations and new estimates are made about the future.

Projections of benefits for financial reporting purposes are based on the substantive plan (the plan as understood by the employers and plan members) and include the types of benefits provided at the time of each valuation and the historical pattern of sharing benefit costs between the employers and plan members to that point. The projection of benefits for financial reporting purposes does not explicitly incorporate the potential effects of legal or contractual funding limitations.

Actuarial calculations reflect a long-term perspective. For a newly hired employee, actuarial calculations will take into account the employee's entire career with the employer and also take into consideration the benefits, if any, paid to the employee after termination of employment until the death of the employee and any applicable contingent annuitant. In many cases actuarial calculations reflect several decades of service with the employer and the payment of benefits after termination.

Key methods and assumptions used in calculating the total pension liability in the latest actuarial valuation, prepared as of June 30, 2017, are presented below:

Wage inflation	3.00 percent
Future salary increases, including inflation	3.50 percent to 18.20 percent
COLA or ad hoc COLA	2.50 percent
Investment rate of return	7.50 percent net of investments expense, including inflation
Actuarial cost method	Entry age normal (level percent of payroll)

Prior to 2017, an assumption of 3 percent was used for COLA or Ad Hoc COLA.

For 2017, the mortality rates were based on the RP-2014 Blue Collar Mortality Table with fully generational projection and a five-year age set-back for both males and females. Mortality among service retired members, and beneficiaries were based upon the RP-2014 Blue Collar Mortality Table with fully generational projection with Scale BB, 120 percent of male rates, and 110 percent of female rates. Mortality among disabled members was based upon the RP-2000 Disabled Mortality Table, 90 percent for male rates and 100 percent for female rates, set back five years is used for the period after disability retirement.

The most recent experience study was completed for the five year period ended June 30, 2015.

**WARREN CITY SCHOOL DISTRICT  
TRUMBULL COUNTY, OHIO**

NOTES TO THE BASIC FINANCIAL STATEMENTS  
FOR THE FISCAL YEAR ENDED JUNE 30, 2018

**NOTE 13 - DEFINED BENEFIT PENSION PLANS - (Continued)**

The long-term return expectation for the Pension Plan Investments has been determined using a building-block approach and assumes a time horizon, as defined in SERS' *Statement of Investment Policy*. A forecasted rate of inflation serves as the baseline for the return expectation. Various real return premiums over the baseline inflation rate have been established for each asset class. The long-term expected nominal rate of return has been determined by calculating a weighted average of the expected real return premiums for each asset class, adding the projected inflation rate, and adding the expected return from rebalancing uncorrelated asset classes.

The target allocation and best estimates of arithmetic real rates of return for each major assets class are summarized in the following table:

<u>Asset Class</u>	<u>Target Allocation</u>	<u>Long Term Expected Real Rate of Return</u>
Cash	1.00 %	0.50 %
US Equity	22.50	4.75
International Equity	22.50	7.00
Fixed Income	19.00	1.50
Private Equity	10.00	8.00
Real Assets	15.00	5.00
Multi-Asset Strategies	10.00	3.00
Total	<u>100.00 %</u>	

**Discount Rate** - The total pension liability was calculated using the discount rate of 7.50 percent. The projection of cash flows used to determine the discount rate assumed the contributions from employers and from the members would be computed based on contribution requirements as stipulated by State statute. Projected inflows from investment earning were calculated using the long-term assumed investment rate of return (7.50 percent). Based on those assumptions, the plan's fiduciary net position was projected to be available to make all future benefit payments of current plan members. Therefore, the long-term expected rate of return on pension plan investments was applied to all periods of projected benefits to determine the total pension liability.

**Sensitivity of the District's Proportionate Share of the Net Pension Liability to Changes in the Discount Rate** - Net pension liability is sensitive to changes in the discount rate, and to illustrate the potential impact the following table presents the net pension liability calculated using the discount rate of 7.50 percent, as well as what each plan's net pension liability would be if it were calculated using a discount rate that is one percentage point lower (6.50 percent), or one percentage point higher (8.50 percent) than the current rate.

	<u>1% Decrease (6.50%)</u>	<u>Current Discount Rate (7.50%)</u>	<u>1% Increase (8.50%)</u>
District's proportionate share of the net pension liability	\$ 25,318,097	\$ 18,244,119	\$ 12,318,221

**WARREN CITY SCHOOL DISTRICT  
TRUMBULL COUNTY, OHIO**

NOTES TO THE BASIC FINANCIAL STATEMENTS  
FOR THE FISCAL YEAR ENDED JUNE 30, 2018

**NOTE 13 - DEFINED BENEFIT PENSION PLANS - (Continued)**

*Actuarial Assumptions - STRS Ohio*

Key methods and assumptions used in the latest actuarial valuation, reflecting experience study results used in the July 1, 2017, actuarial valuation, compared with July 1, 2016 are presented below:

	July 1, 2017	July 1, 2016
Inflation	2.50 percent	2.75 percent
Projected salary increases	12.50 percent at age 20 to 2.50 percent at age 65	12.25 percent at age 20 to 2.75 percent at age 70
Investment rate of return	7.45 percent, net of investment expenses, including inflation	7.75 percent, net of investment expenses, including inflation
Payroll increases	3 percent	3.5 percent
Cost-of-living adjustments (COLA)	0.0 percent, effective July 1, 2017	2 percent simple applied as follows: for members retiring before August 1, 2013, 2 percent per year; for members retiring August 1, 2013, or later, 2 percent COLA commences on fifth anniversary of retirement date.

For the July 1, 2017, actuarial valuation, post-retirement mortality rates for healthy retirees are based on the RP-2014 Annuitant Mortality Table with 50 percent of rates through age 69, 70 percent of rates between ages 70 and 79, 90 percent of rates between ages 80 and 84, and 100 percent of rates thereafter, projected forward generationally using mortality improvement scale MP-2016. Post-retirement disabled mortality rates are based on the RP-2014 Disabled Mortality Table with 90 percent of rates for males and 100 percent of rates for females, projected forward generationally using mortality improvement scale MP-2016. Pre-retirement mortality rates are based on RP-2014 Employee Mortality Table, projected forward generationally using mortality improvement scale MP-2016.

For the July 1, 2016 actuarial valuation, mortality rates were based on the RP-2000 Combined Mortality Table (Projection 2022—Scale AA) for Males and Females. Males' ages are set-back two years through age 89 and no set-back for age 90 and above. Females younger than age 80 are set back four years, one year set back from age 80 through 89, and no set back from age 90 and above.

Actuarial assumptions used in the July 1 2017, valuation are based on the results of an actuarial experience study for the period July 1, 2011 through June 30, 2016. Actuarial assumptions used in the June 30, 2016, valuation are based on the results of an actuarial experience study, effective July 1, 2012.

**WARREN CITY SCHOOL DISTRICT  
TRUMBULL COUNTY, OHIO**

NOTES TO THE BASIC FINANCIAL STATEMENTS  
FOR THE FISCAL YEAR ENDED JUNE 30, 2018

**NOTE 13 - DEFINED BENEFIT PENSION PLANS - (Continued)**

STRS Ohio's investment consultant develops an estimate range for the investment return assumption based on the target allocation adopted by the Retirement Board. The target allocation and long-term expected rate of return for each major asset class are summarized as follows:

Asset Class	Target Allocation	Long Term Expected Real Rate of Return *
Domestic Equity	28.00 %	7.35 %
International Equity	23.00	7.55
Alternatives	17.00	7.09
Fixed Income	21.00	3.00
Real Estate	10.00	6.00
Liquidity Reserves	1.00	2.25
Total	<u>100.00 %</u>	

\*10-Year geometric nominal returns, which include the real rate of return and inflation of 2.25% and does not include investment expenses. Over a 30-year period, STRS' investment consultant indicates that the above target allocations should generate a return above the actuarial rate of return, without net value added by management.

**Discount Rate** - The discount rate used to measure the total pension liability was 7.45 percent as of June 30, 2017. The discount rate used to measure the total pension liability was 7.75 percent as of June 30, 2016. The projection of cash flows used to determine the discount rate assumes member and employer contributions will be made at the statutory contribution rates in accordance with rate increases described above. For this purpose, only employer contributions that are intended to fund benefits of current plan members and their beneficiaries are included. Projected employer contributions that are intended to fund the service costs of future plan members and their beneficiaries, as well as projected contributions from future plan members, are not included. Based on those assumptions, STRS' fiduciary net position was projected to be available to make all projected future benefit payments to current plan members as of June 30, 2017. Therefore, the long-term expected rate of return on pension plan investments of 7.45 percent was applied to all periods of projected benefit payment to determine the total pension liability as of June 30, 2017.

**Sensitivity of the District's Proportionate Share of the Net Pension Liability to Changes in the Discount Rate** - The following table presents the District's proportionate share of the net pension liability calculated using the current period discount rate assumption of 7.45 percent, as well as what the District's proportionate share of the net pension liability would be if it were calculated using a discount rate that is one-percentage-point lower (6.45 percent) or one-percentage-point higher (8.45 percent) than the current rate:

	1% Decrease (6.45%)	Current Discount Rate (7.45%)	1% Increase (8.45%)
District's proportionate share of the net pension liability	\$ 86,530,213	\$ 60,364,330	\$ 38,323,496

**WARREN CITY SCHOOL DISTRICT  
TRUMBULL COUNTY, OHIO**

NOTES TO THE BASIC FINANCIAL STATEMENTS  
FOR THE FISCAL YEAR ENDED JUNE 30, 2018

**NOTE 14 - DEFINED BENEFIT OPEB PLANS**

***Net OPEB Liability***

The net OPEB liability reported on the statement of net position represents a liability to employees for OPEB. OPEB is a component of exchange transactions—between an employer and its employees—of salaries and benefits for employee services. OPEB are provided to an employee—on a deferred-payment basis—as part of the total compensation package offered by an employer for employee services each financial period. The obligation to sacrifice resources for OPEB is a present obligation because it was created as a result of employment exchanges that already have occurred.

The net OPEB liability represents the District's proportionate share of each OPEB plan's collective actuarial present value of projected benefit payments attributable to past periods of service, net of each OPEB plan's fiduciary net position. The net OPEB liability calculation is dependent on critical long-term variables, including estimated average life expectancies, earnings on investments, cost of living adjustments and others. While these estimates use the best information available, unknowable future events require adjusting these estimates annually.

The Ohio Revised Code limits the District's obligation for this liability to annually required payments. The District cannot control benefit terms or the manner in which OPEB are financed; however, the District does receive the benefit of employees' services in exchange for compensation including OPEB.

GASB 75 assumes the liability is solely the obligation of the employer, because they benefit from employee services. OPEB contributions come from these employers and health care plan enrollees which pay a portion of the health care costs in the form of a monthly premium. The Ohio Revised Code permits, but does not require the retirement systems to provide healthcare to eligible benefit recipients. Any change to benefits or funding could significantly affect the net OPEB liability. Resulting adjustments to the net OPEB liability would be effective when the changes are legally enforceable. The retirement systems may allocate a portion of the employer contributions to provide for these OPEB benefits.

The proportionate share of each plan's unfunded benefits is presented as a long-term *net OPEB liability* on the accrual basis of accounting. Any liability for the contractually-required OPEB contribution outstanding at the end of the year is included in *pension and postemployment benefits payable* on both the accrual and modified accrual bases of accounting.

***Plan Description - School Employees Retirement System (SERS)***

Health Care Plan Description - The District contributes to the SERS Health Care Fund, administered by SERS for non-certificated retirees and their beneficiaries. For GASB 75 purposes, this plan is considered a cost-sharing other postemployment benefit (OPEB) plan. SERS' Health Care Plan provides healthcare benefits to eligible individuals receiving retirement, disability, and survivor benefits, and to their eligible dependents. Members who retire after June 1, 1986, need 10 years of service credit, exclusive of most types of purchased credit, to qualify to participate in SERS' health care coverage. In addition to age and service retirees, disability benefit recipients and beneficiaries who are receiving monthly benefits due to the death of a member or retiree, are eligible for SERS' health care coverage. Most retirees and dependents choosing SERS' health care coverage are over the age of 65 and therefore enrolled in a fully insured Medicare Advantage plan; however, SERS maintains a traditional, self-insured preferred provider organization for its non-Medicare retiree population. For both groups, SERS offers a self-insured prescription drug program. Health care is a benefit that is permitted, not mandated, by statute. The financial report of the Plan is included in the SERS Comprehensive Annual Financial Report which can be obtained on SERS' website at [www.ohsers.org](http://www.ohsers.org) under Employers/Audit Resources.

**WARREN CITY SCHOOL DISTRICT  
TRUMBULL COUNTY, OHIO**

NOTES TO THE BASIC FINANCIAL STATEMENTS  
FOR THE FISCAL YEAR ENDED JUNE 30, 2018

**NOTE 14 - DEFINED BENEFIT OPEB PLANS - (Continued)**

Access to health care for retirees and beneficiaries is permitted in accordance with Section 3309 of the Ohio Revised Code. The Health Care Fund was established and is administered in accordance with Internal Revenue Code Section 105(e). SERS' Retirement Board reserves the right to change or discontinue any health plan or program. Active employee members do not contribute to the Health Care Plan. The SERS Retirement Board established the rules for the premiums paid by the retirees for health care coverage for themselves and their dependents or for their surviving beneficiaries. Premiums vary depending on the plan selected, qualified years of service, Medicare eligibility, and retirement status.

Funding Policy - State statute permits SERS to fund the health care benefits through employer contributions. Each year, after the allocation for statutorily required pensions and benefits, the Retirement Board may allocate the remainder of the employer contribution of 14 percent of covered payroll to the Health Care Fund in accordance with the funding policy. For fiscal year 2018, .5 percent of covered payroll was made to health care. An additional health care surcharge on employers is collected for employees earning less than an actuarially determined minimum compensation amount, pro-rated if less than a full year of service credit was earned. For fiscal year 2018, this amount was \$23,700. Statutes provide that no employer shall pay a health care surcharge greater than 2 percent of that employer's SERS-covered payroll; nor may SERS collect in aggregate more than 1.5 percent of the total statewide SERS-covered payroll for the health care surcharge. For fiscal year 2018, the District's surcharge obligation was \$168,102.

The surcharge, added to the allocated portion of the 14 percent employer contribution rate is the total amount assigned to the Health Care Fund. The District's contractually required contribution to SERS was \$220,116 for fiscal year 2018. Of this amount, \$170,036 is reported as pension and postemployment benefits payable.

***Plan Description - State Teachers Retirement System (STRS)***

Plan Description - The State Teachers Retirement System of Ohio (STRS) administers a cost-sharing Health Plan administered for eligible retirees who participated in the defined benefit or combined pension plans offered by STRS. Ohio law authorizes STRS to offer this plan. Benefits include hospitalization, physicians' fees, prescription drugs and partial reimbursement of monthly Medicare Part B premiums. Medicare Part B premium reimbursements will be discontinued effective January 1, 2020. The Plan is included in the report of STRS which can be obtained by visiting [www.strsoh.org](http://www.strsoh.org) or by calling (888) 227-7877.

Funding Policy - Ohio Revised Code Chapter 3307 authorizes STRS to offer the Plan and gives the Retirement Board discretionary authority over how much, if any, of the health care costs will be absorbed by STRS. Active employee members do not contribute to the Health Care Plan. Nearly all health care plan enrollees, for the most recent year, pay a portion of the health care costs in the form of a monthly premium. Under Ohio law, funding for post-employment health care may be deducted from employer contributions, currently 14 percent of covered payroll. For the fiscal year ended June 30, 2018, STRS did not allocate any employer contributions to post-employment health care.

**WARREN CITY SCHOOL DISTRICT  
TRUMBULL COUNTY, OHIO**

NOTES TO THE BASIC FINANCIAL STATEMENTS  
FOR THE FISCAL YEAR ENDED JUNE 30, 2018

**NOTE 14 - DEFINED BENEFIT OPEB PLANS - (Continued)**

***Net OPEB Liability***

The net OPEB liability was measured as of June 30, 2017, and the total OPEB liability used to calculate the net OPEB liability was determined by an actuarial valuation as of that date. The District's proportion of the net OPEB liability was based on the District's share of contributions to the respective retirement systems relative to the contributions of all participating entities. Following is information related to the proportionate share and OPEB expense:

	<u>SERS</u>	<u>STRS</u>	<u>Total</u>
Proportion of the net OPEB liability prior measurement date	0.30690677%	0.25876734%	
Proportion of the net OPEB liability current measurement date	<u>0.31042100%</u>	<u>0.25410981%</u>	
Change in proportionate share	<u>0.00351423%</u>	<u>-0.00465753%</u>	
Proportionate share of the net OPEB liability	\$ 8,330,884	\$ 9,914,427	\$ 18,245,311
OPEB expense	\$ 515,762	\$ (3,060,932)	\$ (2,545,170)

At June 30, 2018, the District reported deferred outflows of resources and deferred inflows of resources related to OPEB from the following sources:

	<u>SERS</u>	<u>STRS</u>	<u>Total</u>
<b>Deferred outflows of resources</b>			
Differences between expected and actual experience	\$ -	\$ 572,322	\$ 572,322
Difference between District contributions and proportionate share of contributions/ change in proportionate share	51,475	-	51,475
District contributions subsequent to the measurement date	<u>220,116</u>	<u>-</u>	<u>220,116</u>
Total deferred outflows of resources	<u>\$ 271,591</u>	<u>\$ 572,322</u>	<u>\$ 843,913</u>
<b>Deferred inflows of resources</b>			
Net difference between projected and actual earnings on pension plan investments	\$ 22,000	\$ 423,766	\$ 445,766
Changes of assumptions	790,558	798,640	1,589,198
Difference between District contributions and proportionate share of contributions/ change in proportionate share	<u>-</u>	<u>213,502</u>	<u>213,502</u>
Total deferred inflows of resources	<u>\$ 812,558</u>	<u>\$ 1,435,908</u>	<u>\$ 2,248,466</u>



**WARREN CITY SCHOOL DISTRICT  
TRUMBULL COUNTY, OHIO**

NOTES TO THE BASIC FINANCIAL STATEMENTS  
FOR THE FISCAL YEAR ENDED JUNE 30, 2018

**NOTE 14 - DEFINED BENEFIT OPEB PLANS - (Continued)**

\$220,116 reported as deferred outflows of resources related to OPEB resulting from District contributions subsequent to the measurement date will be recognized as a reduction of the net OPEB liability in the year ending June 30, 2019. Other amounts reported as deferred outflows of resources and deferred inflows of resources related to OPEB will be recognized in OPEB expense as follows:

	<u>SERS</u>	<u>STRS</u>	<u>Total</u>
Fiscal Year Ending June 30:			
2019	\$ (273,284)	\$ (179,245)	\$ (452,529)
2020	(273,284)	(179,245)	(452,529)
2021	(209,015)	(179,245)	(388,260)
2022	(5,500)	(179,245)	(184,745)
2023	-	(73,306)	(73,306)
Thereafter	-	(73,300)	(73,300)
Total	<u>\$ (761,083)</u>	<u>\$ (863,586)</u>	<u>\$ (1,624,669)</u>

***Actuarial Assumptions - SERS***

The total OPEB liability is determined by SERS' actuaries in accordance with GASB Statement No. 74, as part of their annual actuarial valuation for each retirement plan. Actuarial valuations of an ongoing plan involve estimates of the value of reported amounts (e.g., salaries, credited service) and assumptions about the probability of occurrence of events far into the future (e.g., mortality, disabilities, retirements, employment terminations). Actuarially determined amounts are subject to continual review and potential modifications, as actual results are compared with past expectations and new estimates are made about the future.

Projections of benefits for financial reporting purposes are based on the substantive plan (the plan as understood by the employers and plan members) and include the types of benefits provided at the time of each valuation and the historical pattern of sharing benefit costs between the employers and plan members to that point. The projection of benefits for financial reporting purposes does not explicitly incorporate the potential effects of legal or contractual funding limitations.

Actuarial calculations reflect a long-term perspective. For a newly hired employee, actuarial calculations will take into account the employee's entire career with the employer and also take into consideration the benefits, if any, paid to the employee after termination of employment until the death of the employee and any applicable contingent annuitant. In many cases, actuarial calculations reflect several decades of service with the employer and the payment of benefits after termination.

**WARREN CITY SCHOOL DISTRICT  
TRUMBULL COUNTY, OHIO**

NOTES TO THE BASIC FINANCIAL STATEMENTS  
FOR THE FISCAL YEAR ENDED JUNE 30, 2018

**NOTE 14 - DEFINED BENEFIT OPEB PLANS - (Continued)**

Key methods and assumptions used in calculating the total OPEB liability in the latest actuarial valuation date of June 30, 2017, are presented below:

Wage inflation	3.00 percent
Future salary increases, including inflation	3.50 percent to 18.20 percent
Investment rate of return	7.50 percent net of investments expense, including inflation
Municipal bond index rate:	
Measurement date	3.56 percent
Prior measurement date	2.92 percent
Single equivalent interest rate, net of plan investment expense, including price inflation:	
Measurement date	3.63 percent
Prior measurement date	2.98 percent
Medical trend assumption:	
Medicare	5.50 to 5.00 percent
Pre-Medicare	7.50 to 5.00 percent

Mortality rates were based on the RP-2014 Blue Collar Mortality Table with fully generational projection and Scale BB, 120 percent of male rates and 110 percent of female rates. RP-2000 Disabled Mortality Table with 90 percent for male rates and 100 percent for female rates set back five years.

The most recent experience study was completed for the five year period ended June 30, 2015.

The long-term expected rate of return on plan assets is reviewed as part of the actuarial five-year experience study. The most recent study covers fiscal years 2010 through 2015, and was adopted by the Board on April 21, 2016. Several factors are considered in evaluating the long-term rate of return assumption including long-term historical data, estimates inherent in current market data, and a log-normal distribution analysis in which best-estimate ranges of expected future real rates of return were developed by the investment consultant for each major asset class. These ranges were combined to produce the long-term expected rate of return, 7.50 percent, by weighting the expected future real rates of return by the target asset allocation percentage and then adding expected inflation. The capital market assumptions developed by the investment consultant are intended for use over a 10-year horizon and may not be useful in setting the long-term rate of return for funding pension plans which covers a longer timeframe. The assumption is intended to be a long-term assumption and is not expected to change absent a significant change in the asset allocation, a change in the inflation assumption, or a fundamental change in the market that alters expected returns in future years.

**WARREN CITY SCHOOL DISTRICT  
TRUMBULL COUNTY, OHIO**

NOTES TO THE BASIC FINANCIAL STATEMENTS  
FOR THE FISCAL YEAR ENDED JUNE 30, 2018

**NOTE 14 - DEFINED BENEFIT OPEB PLANS - (Continued)**

The target asset allocation and best estimates of arithmetic real rates of return for each major asset class, as used in the June 30, 2015 five-year experience study, are summarized as follows:

Asset Class	Target Allocation	Long-Term Expected Real Rate of Return
Cash	1.00 %	0.50 %
US Stocks	22.50	4.75
Non-US Stocks	22.50	7.00
Fixed Income	19.00	1.50
Private Equity	10.00	8.00
Real Assets	15.00	5.00
Multi-Asset Strategies	10.00	3.00
Total	<u>100.00 %</u>	

**Discount Rate** - The discount rate used to measure the total OPEB liability at June 30, 2017 was 3.63 percent. The discount rate used to measure total OPEB liability prior to June 30, 2017 was 2.98 percent. The projection of cash flows used to determine the discount rate assumed that contributions will be made from members and the System at the state statute contribution rate of 2.00 percent of projected covered employee payroll each year, which includes a 1.50 percent payroll surcharge and 0.50 percent of contributions from the basic benefits plan. Based on these assumptions, the OPEB plan's fiduciary net position was projected to become insufficient to make future benefit payments during the fiscal year ending June 30, 2025. Therefore, the long-term expected rate of return on OPEB plan assets was used to present value the projected benefit payments through the fiscal year ending June 30, 2024 and the Fidelity General Obligation 20-year Municipal Bond Index rate of 3.56 percent, as of June 30, 2017 (i.e. municipal bond rate), was used to present value the projected benefit payments for the remaining years in the projection. The total present value of projected benefit payments from all years was then used to determine the single rate of return that was used as the discount rate. The projection of future benefit payments for all current plan members was until the benefit payments ran out.

**Sensitivity of the District's Proportionate Share of the Net OPEB Liability to Changes in the Discount Rate and Changes in the Health Care Cost Trend Rates** - The net OPEB liability is sensitive to changes in the discount rate and the health care cost trend rate. The following table presents the net OPEB liability of SERS, what SERS' net OPEB liability would be if it were calculated using a discount rate that is 1 percentage point lower (2.63%) and higher (4.63%) than the current discount rate (3.63%). Also shown is what SERS' net OPEB liability would be based on health care cost trend rates that are 1 percentage point lower (6.5% decreasing to 4.0%) and higher (8.5% decreasing to 6.0%) than the current rate.

	1% Decrease (2.63%)	Current Discount Rate (3.63%)	1% Increase (4.63%)
District's proportionate share of the net OPEB liability	\$ 10,060,603	\$ 8,330,884	\$ 6,960,505

**WARREN CITY SCHOOL DISTRICT  
TRUMBULL COUNTY, OHIO**

NOTES TO THE BASIC FINANCIAL STATEMENTS  
FOR THE FISCAL YEAR ENDED JUNE 30, 2018

**NOTE 14 - DEFINED BENEFIT OPEB PLANS - (Continued)**

	1% Decrease (6.5 % decreasing to 4.0 %)	Current Trend Rate (7.5 % decreasing to 5.0 %)	1% Increase (8.5 % decreasing to 6.0 %)
District's proportionate share of the net OPEB liability	\$ 6,759,888	\$ 8,330,884	\$ 10,410,124

***Actuarial Assumptions - STRS***

Key methods and assumptions used in the latest actuarial valuation, reflecting experience study results used in the June 30, 2017, actuarial valuation are presented below:

Inflation	2.50 percent
Projected salary increases	12.50 percent at age 20 to 2.50 percent at age 65
Investment rate of return	7.45 percent, net of investment expenses, including inflation
Payroll increases	3 percent
Cost-of-living adjustments (COLA)	0.0 percent, effective July 1, 2017
Blended discount rate of return	4.13 percent
Health care cost trends	6 to 11 percent initial, 4.5 percent ultimate

Projections of benefits include the historical pattern of sharing benefit costs between the employers and retired plan members.

For healthy retirees the mortality rates are based on the RP-2014 Annuitant Mortality Table with 50 percent of rates through age 69, 70 percent of rates between ages 70 and 79, 90 percent of rates between ages 80 and 84, and 100 percent of rates thereafter, projected forward generationally using mortality improvement scale MP-2016. For disabled retirees, mortality rates are based on the RP-2014 Disabled Mortality Table with 90 percent of rates for males and 100 percent of rates for females, projected forward generationally using mortality improvement scale MP-2016.

Actuarial assumptions used in the June 30, 2017, valuation are based on the results of an actuarial experience study for the period July 1, 2011 through June 30, 2016.

Since the prior measurement date, the discount rate was increased from 3.26 percent to 4.13 percent based on the methodology defined under GASB Statement No. 74, Financial Reporting for Postemployment Benefit Plans Other Than Pension Plans (OPEB) and the long term expected rate of return was reduced from 7.75 percent to 7.45 percent. Valuation year per capita health care costs were updated, and the salary scale was modified. The percentage of future retirees electing each option was updated based on current data and the percentage of future disabled retirees and terminated vested participants electing health coverage were decreased. The assumed mortality, disability, retirement, withdrawal and future health care cost trend rates were modified along with the portion of rebated prescription drug costs.

**WARREN CITY SCHOOL DISTRICT  
TRUMBULL COUNTY, OHIO**

NOTES TO THE BASIC FINANCIAL STATEMENTS  
FOR THE FISCAL YEAR ENDED JUNE 30, 2018

**NOTE 14 - DEFINED BENEFIT OPEB PLANS - (Continued)**

Also since the prior measurement date, the subsidy multiplier for non-Medicare benefit recipients was reduced from 2.1 percent to 1.9 percent per year of service. Medicare Part B premium reimbursements were discontinued for certain survivors and beneficiaries and all remaining Medicare Part B premium reimbursements will be discontinued beginning January 2019. Subsequent to the current measurement date, the date for discontinuing remaining Medicare Part B premium reimbursements was extended to January 2020.

STRS' investment consultant develops an estimate range for the investment return assumption based on the target allocation adopted by the Retirement Board. The target allocation and long-term expected rate of return for each major asset class are summarized as follows:

<u>Asset Class</u>	<u>Target Allocation</u>	<u>Long Term Expected Real Rate of Return *</u>
Domestic Equity	28.00 %	7.35 %
International Equity	23.00	7.55
Alternatives	17.00	7.09
Fixed Income	21.00	3.00
Real Estate	10.00	6.00
Liquidity Reserves	<u>1.00</u>	2.25
Total	<u><u>100.00 %</u></u>	

\*10-Year geometric nominal returns, which include the real rate of return and inflation of 2.25% and does not include investment expenses. Over a 30-year period, STRS' investment consultant indicates that the above target allocations should generate a return above the actuarial rate of return, without net value added by management.

**Discount Rate** - The discount rate used to measure the total OPEB liability was 4.13 percent as of June 30, 2017. The projection of cash flows used to determine the discount rate assumes STRS Ohio continues to allocate no employer contributions to the health care fund. Based on these assumptions, the OPEB plan's fiduciary net position was not projected to be sufficient to make all projected future benefit payments of current plan members. The OPEB plan's fiduciary net position was projected to become insufficient to make future benefit payments during the fiscal year ending June 30, 2037. Therefore, the long-term expected rate of return on OPEB plan assets was used to determine the present value of the projected benefit payments through the fiscal year ending June 30, 2036 and the Bond Buyer 20-year municipal bond rate of 3.58 percent as of June 30, 2017 (i.e. municipal bond rate), was used to determine the present value of the projected benefit payments for the remaining years in the projection. The total present value of projected benefit payments from all years was then used to determine the single rate of return that was used as the discount rate. The blended discount rate of 4.13 percent, which represents the long-term expected rate of return of 7.45 percent for the funded benefit payments and the Bond Buyer 20-year municipal bond rate of 3.58 percent for the unfunded benefit payments, was used to measure the total OPEB liability as of June 30, 2017. A blended discount rate of 3.26 percent which represents the long term expected rate of return of 7.75 percent for the funded benefit payments and the Bond Buyer 20-year municipal bond rate of 2.85 percent for the unfunded benefit payments was used to measure the total OPEB liability at June 30, 2016.

**WARREN CITY SCHOOL DISTRICT  
TRUMBULL COUNTY, OHIO**

NOTES TO THE BASIC FINANCIAL STATEMENTS  
FOR THE FISCAL YEAR ENDED JUNE 30, 2018

**NOTE 14 - DEFINED BENEFIT OPEB PLANS - (Continued)**

*Sensitivity of the District's Proportionate Share of the Net OPEB Liability to Changes in the Discount and Health Care Cost Trend Rate* - The following table represents the net OPEB liability as of June 30, 2017, calculated using the current period discount rate assumption of 4.13 percent, as well as what the net OPEB liability would be if it were calculated using a discount rate that is one percentage point lower (3.13 percent) or one percentage point higher (5.13 percent) than the current assumption. Also shown is the net OPEB liability as if it were calculated using health care cost trend rates that are one percentage point lower or one percentage point higher than the current health care cost trend rates.

	1% Decrease (3.13%)	Current Discount Rate (4.13%)	1% Increase (5.13%)
District's proportionate share of the net OPEB liability	\$ 13,309,959	\$ 9,914,427	\$ 7,230,847
	1% Decrease	Current Trend Rate	1% Increase
District's proportionate share of the net OPEB liability	\$ 6,888,119	\$ 9,914,427	\$ 13,897,403

**NOTE 15 - BUDGETARY BASIS OF ACCOUNTING**

While reporting financial position, results of operations, and changes in fund balance on the basis of generally accepted accounting principles (GAAP), the budgetary basis as provided by law is based upon accounting for certain transactions on a basis of cash receipts and disbursements.

The statement of revenue, expenditures and changes in fund balance - budget and actual (non-GAAP budgetary basis) presented for the general fund is presented on the budgetary basis to provide a meaningful comparison of actual results with the budget. The major differences between the budget basis and the GAAP basis are that:

- (a) Revenues and other financing sources are recorded when received in cash (budget basis) as opposed to when susceptible to accrual (GAAP basis);
- (b) Expenditures and other financing uses are recorded when paid in cash (budget basis) as opposed to when the liability is incurred (GAAP basis);
- (c) In order to determine compliance with Ohio law, and to reserve that portion of the applicable appropriation, total outstanding encumbrances (budget basis) are recorded as the equivalent of an expenditure, as opposed to assigned or committed fund balance for that portion of outstanding encumbrances not already recognized as an account payable (GAAP basis); and,
- (d) Some funds are included in the general fund (GAAP basis), but have separate legally adopted budgets (budget basis).

**WARREN CITY SCHOOL DISTRICT  
TRUMBULL COUNTY, OHIO**

NOTES TO THE BASIC FINANCIAL STATEMENTS  
FOR THE FISCAL YEAR ENDED JUNE 30, 2018

**NOTE 15 - BUDGETARY BASIS OF ACCOUNTING - (Continued)**

The adjustments necessary to convert the results of operations for the year on the budget basis to the GAAP basis for the general fund is as follows:

**Net Change in Fund Balance**

	<u>General fund</u>
Budget basis	\$ 2,413,390
Net adjustment for revenue accruals	(188,860)
Net adjustment for expenditure accruals	452,590
Net adjustment for other sources/uses	(499,797)
Funds budgeted elsewhere	108,118
Adjustment for encumbrances	<u>1,942,446</u>
GAAP basis	<u>\$ 4,227,887</u>

Certain funds that are legally budgeted in separate special revenue funds are considered part of the general fund on a GAAP basis. This includes the uniform school supplies fund, the public school support fund, the District agency fund, the District rotary fund, the recreation fund and the underground storage tank fund.

**NOTE 16 - CONTINGENCIES**

**A. Grants**

The District receives significant financial assistance from numerous Federal, State and local agencies in the form of grants. The disbursement of funds received under these programs generally requires compliance with terms and conditions specified in the grant agreements and are subject to audit by the grantor agencies. Any disallowed claims resulting from such audits could become a liability of the general fund or other applicable funds; however, in the opinion of management, any such disallowed claims will not have a material effect on the financial position of the District at June 30, 2018.

**B. Litigation**

The District is a party to legal proceedings seeking damages or injunctive relief generally incidental to its operations and spending projects. The District management is of the opinion that disposition of the claim and legal proceedings will not have a material effect, if any, on the financial condition of the District.

**C. Foundation Funding**

District foundation funding is based on the annualized full-time equivalent (FTE) enrollment of each student. The Ohio Department of Education (ODE) is legislatively required to adjust/reconcile funding as enrollment information is updated by schools throughout the State, which can extend past the fiscal year end. As of the date of this report, additional ODE adjustments for fiscal year 2018 are not finalized. As a result, the impact of future FTE adjustments on the fiscal year 2018 financial statements is not determinable, at this time. Management believes this may result in either an additional receivable to, or a liability of, the District.

**WARREN CITY SCHOOL DISTRICT  
TRUMBULL COUNTY, OHIO**

NOTES TO THE BASIC FINANCIAL STATEMENTS  
FOR THE FISCAL YEAR ENDED JUNE 30, 2018

**NOTE 17 - SET-ASIDES**

The District is required by State law to annually set-aside certain general fund revenue amounts, as defined by statutory formula, for the acquisition and construction of capital improvements. Amounts not spent by the end of the fiscal year or offset by similarly restricted resources received during the year must be held in cash at fiscal year-end. This amount must be carried forward to be used for the same purpose in future years. Expenditures exceeding the set-aside requirement may not be carried forward to the next fiscal year.

During fiscal year 2004, the District issued \$38,000,000 in capital related school improvement bonds. These proceeds may be used to reduce the capital improvements set-aside amount to below zero for future years. The amount presented for prior year offset from bond proceeds is limited to an amount needed to reduce the capital improvements set-aside balance to \$0. The District is responsible for tracking the amount of bond proceeds that may be used as an offset in future periods, which was \$38,000,000 at June 30, 2018.

The following cash-basis information describes the change in the fiscal year-end set-aside amount for capital improvements. Disclosure of this information is required by State statute.

	<u>Capital Improvements</u>
Set-aside balance June 30, 2017	\$ -
Current year set-aside requirement	849,910
Contributions in excess of the current fiscal year set-aside requirement	-
Current year qualifying expenditures	(1,590,671)
Excess qualified expenditures from prior years	-
Current year offsets	(532,337)
Waiver granted by ODE	-
Prior year offset from bond proceeds	<u>-</u>
Total	<u>\$ (1,273,098)</u>
Balance carried forward to fiscal year 2019	<u>\$ -</u>
Set-aside balance June 30, 2018	<u>\$ -</u>



**WARREN CITY SCHOOL DISTRICT  
TRUMBULL COUNTY, OHIO**

NOTES TO THE BASIC FINANCIAL STATEMENTS  
FOR THE FISCAL YEAR ENDED JUNE 30, 2018

**NOTE 18 - OTHER COMMITMENTS**

The District utilizes encumbrance accounting as part of its budgetary controls. Encumbrances outstanding at year end may be reported as part of restricted, committed, or assigned classifications of fund balance. At year end, the District's commitments for encumbrances in the governmental funds were as follows:

<u>Fund</u>	Year-End <u>Encumbrances</u>
General fund	\$ 988,637
Other governmental	<u>398,632</u>
Total	<u>\$ 1,387,269</u>

**NOTE 19 - TAX ABATEMENTS ENTERED INTO BY OTHER GOVERNMENTS**

Other governments entered into property tax abatement agreements with property owners under the Enterprise Zone Agreement ("EZA") program with the taxing districts of the District. The EZA program is a directive incentive tax exemption program benefiting property owners who renovate or construct new buildings. Under this program, the other governments designated areas to encourage revitalization of the existing housing stock and the development of new structures. Within the taxing districts of the District, the City of Warren has entered into such agreements. Under these agreements, the District's property taxes were reduced by \$667,429. The District is not receiving any amounts from these other governments in association with the forgone property tax revenue.

**WARREN CITY SCHOOL DISTRICT  
TRUMBULL COUNTY, OHIO**

SCHEDULES OF REQUIRED SUPPLEMENTARY INFORMATION

SCHEDULE OF THE DISTRICT'S PROPORTIONATE SHARE OF  
THE NET PENSION LIABILITY  
SCHOOL EMPLOYEES RETIREMENT SYSTEM (SERS) OF OHIO

LAST FIVE FISCAL YEARS

	<u>2018</u>	<u>2017</u>	<u>2016</u>	<u>2015</u>	<u>2014</u>
District's proportion of the net pension liability	0.30535220%	0.30236630%	0.29934440%	0.30179600%	0.30179600%
District's proportionate share of the net pension liability	\$ 18,244,119	\$ 22,130,423	\$ 17,080,882	\$ 15,273,724	\$ 17,946,840
District's covered payroll	\$ 9,790,986	\$ 9,410,507	\$ 9,011,829	\$ 8,769,610	\$ 8,351,055
District's proportionate share of the net pension liability as a percentage of its covered payroll	186.34%	235.17%	189.54%	174.17%	214.91%
Plan fiduciary net position as a percentage of the total pension liability	69.50%	62.98%	69.16%	71.70%	65.52%

Note: Information prior to 2014 was unavailable. Schedule is intended to show information for 10 years. Additional years will be displayed as they become available.

Amounts presented for each fiscal year were determined as of the District's measurement date which is the prior year-end.

SEE ACCOMPANYING NOTES TO THE REQUIRED SUPPLEMENTARY INFORMATION

**WARREN CITY SCHOOL DISTRICT  
TRUMBULL COUNTY, OHIO**

SCHEDULES OF REQUIRED SUPPLEMENTARY INFORMATION

SCHEDULE OF THE DISTRICT'S PROPORTIONATE SHARE OF  
THE NET PENSION LIABILITY  
STATE TEACHERS RETIREMENT SYSTEM (STRS) OF OHIO

LAST FIVE FISCAL YEARS

	<u>2018</u>	<u>2017</u>	<u>2016</u>	<u>2015</u>	<u>2014</u>
District's proportion of the net pension liability	0.25410981%	0.25876734%	0.25283573%	0.25280771%	0.25280771%
District's proportionate share of the net pension liability	\$ 60,364,330	\$ 86,617,229	\$ 69,876,400	\$ 61,491,584	\$ 73,248,373
District's covered payroll	\$ 27,872,214	\$ 27,613,857	\$ 26,677,657	\$ 25,829,962	\$ 28,375,285
District's proportionate share of the net pension liability as a percentage of its covered payroll	216.58%	313.67%	261.93%	238.06%	258.14%
Plan fiduciary net position as a percentage of the total pension liability	75.30%	66.80%	72.10%	74.70%	69.30%

Note: Information prior to 2014 was unavailable. Schedule is intended to show information for 10 years. Additional years will be displayed as they become available.

Amounts presented for each fiscal year were determined as of the District's measurement date which is the prior year-end.

SEE ACCOMPANYING NOTES TO THE REQUIRED SUPPLEMENTARY INFORMATION

**WARREN CITY SCHOOL DISTRICT  
TRUMBULL COUNTY, OHIO**

SCHEDULES OF REQUIRED SUPPLEMENTARY INFORMATION

SCHEDULE OF DISTRICT PENSION CONTRIBUTIONS  
SCHOOL EMPLOYEES RETIREMENT SYSTEM (SERS) OF OHIO

	LAST TEN FISCAL YEARS			
	<u>2018</u>	<u>2017</u>	<u>2016</u>	<u>2015</u>
Contractually required contribution	\$ 1,404,375	\$ 1,370,738	\$ 1,317,471	\$ 1,187,759
Contributions in relation to the contractually required contribution	<u>(1,404,375)</u>	<u>(1,370,738)</u>	<u>(1,317,471)</u>	<u>(1,187,759)</u>
Contribution deficiency (excess)	<u>\$ -</u>	<u>\$ -</u>	<u>\$ -</u>	<u>\$ -</u>
District's covered payroll	\$ 10,402,778	\$ 9,790,986	\$ 9,410,507	\$ 9,011,829
Contributions as a percentage of covered payroll	13.50%	14.00%	14.00%	13.18%

SEE ACCOMPANYING NOTES TO THE REQUIRED SUPPLEMENTARY INFORMATION

<u>2014</u>	<u>2013</u>	<u>2012</u>	<u>2011</u>	<u>2010</u>	<u>2009</u>
\$ 1,215,468	\$ 1,155,786	\$ 1,177,431	\$ 1,096,086	\$ 1,147,647	\$ 782,067
<u>(1,215,468)</u>	<u>(1,155,786)</u>	<u>(1,177,431)</u>	<u>(1,096,086)</u>	<u>(1,147,647)</u>	<u>(782,067)</u>
<u>\$ -</u>	<u>\$ -</u>	<u>\$ -</u>	<u>\$ -</u>	<u>\$ -</u>	<u>\$ -</u>
\$ 8,769,610	\$ 8,351,055	\$ 8,754,134	\$ 8,719,857	\$ 8,475,975	\$ 7,947,835
13.86%	13.84%	13.45%	12.57%	13.54%	9.84%

**WARREN CITY SCHOOL DISTRICT  
TRUMBULL COUNTY, OHIO**

SCHEDULES OF REQUIRED SUPPLEMENTARY INFORMATION

SCHEDULE OF DISTRICT PENSION CONTRIBUTIONS  
STATE TEACHERS RETIREMENT SYSTEM (STRS) OF OHIO

	LAST TEN FISCAL YEARS			
	<u>2018</u>	<u>2017</u>	<u>2016</u>	<u>2015</u>
Contractually required contribution	\$ 4,266,904	\$ 3,902,110	\$ 3,865,940	\$ 3,734,872
Contributions in relation to the contractually required contribution	<u>(4,266,904)</u>	<u>(3,902,110)</u>	<u>(3,865,940)</u>	<u>(3,734,872)</u>
Contribution deficiency (excess)	<u>\$ -</u>	<u>\$ -</u>	<u>\$ -</u>	<u>\$ -</u>
District's covered payroll	\$ 30,477,886	\$ 27,872,214	\$ 27,613,857	\$ 26,677,657
Contributions as a percentage of covered payroll	14.00%	14.00%	14.00%	14.00%

SEE ACCOMPANYING NOTES TO THE REQUIRED SUPPLEMENTARY INFORMATION

<u>2014</u>	<u>2013</u>	<u>2012</u>	<u>2011</u>	<u>2010</u>	<u>2009</u>
\$ 3,357,895	\$ 3,688,787	\$ 3,929,104	\$ 3,907,441	\$ 3,871,851	\$ 3,804,849
<u>(3,357,895)</u>	<u>(3,688,787)</u>	<u>(3,929,104)</u>	<u>(3,907,441)</u>	<u>(3,871,851)</u>	<u>(3,804,849)</u>
<u>\$ -</u>	<u>\$ -</u>	<u>\$ -</u>	<u>\$ -</u>	<u>\$ -</u>	<u>\$ -</u>
\$ 25,829,962	\$ 28,375,285	\$ 30,223,877	\$ 30,057,238	\$ 29,783,469	\$ 29,268,069
13.00%	13.00%	13.00%	13.00%	13.00%	13.00%

**WARREN CITY SCHOOL DISTRICT  
TRUMBULL COUNTY, OHIO**

SCHEDULES OF REQUIRED SUPPLEMENTARY INFORMATION

SCHEDULE OF THE DISTRICT'S PROPORTIONATE SHARE OF  
THE NET OPEB LIABILITY  
SCHOOL EMPLOYEES RETIREMENT SYSTEM (SERS) OF OHIO

LAST TWO FISCAL YEARS

	<b>2018</b>	<b>2017</b>
District's proportion of the net OPEB liability	0.31042100%	0.30690677%
District's proportionate share of the net OPEB liability	\$ 8,330,884	\$ 8,747,978
District's covered payroll	\$ 9,790,986	\$ 9,410,507
District's proportionate share of the net OPEB liability as a percentage of its covered payroll	85.09%	92.96%
Plan fiduciary net position as a percentage of the total OPEB liability	12.46%	11.49%

Note: Information prior to 2017 was unavailable. Schedule is intended to show information for 10 years. Additional years will be displayed as they become available.

Amounts presented for each fiscal year were determined as of the District's measurement date which is the prior year-end.

SEE ACCOMPANYING NOTES TO THE REQUIRED SUPPLEMENTARY INFORMATION



**WARREN CITY SCHOOL DISTRICT  
TRUMBULL COUNTY, OHIO**

SCHEDULES OF REQUIRED SUPPLEMENTARY INFORMATION

SCHEDULE OF THE DISTRICT'S PROPORTIONATE SHARE OF  
THE NET OPEB LIABILITY  
STATE TEACHERS RETIREMENT SYSTEM (STRS) OF OHIO

LAST TWO FISCAL YEARS

	<b>2018</b>	<b>2017</b>
District's proportion of the net OPEB liability	0.25410981%	0.25876734%
District's proportionate share of the net OPEB liability	\$ 9,914,427	\$ 13,838,945
District's covered payroll	\$ 27,872,214	\$ 27,613,857
District's proportionate share of the net OPEB liability as a percentage of its covered payroll	35.57%	50.12%
Plan fiduciary net position as a percentage of the total OPEB liability	47.10%	37.33%

Note: Information prior to 2017 was unavailable. Schedule is intended to show information for 10 years. Additional years will be displayed as they become available.

Amounts presented for each fiscal year were determined as of the District's measurement date which is the prior year-end.

SEE ACCOMPANYING NOTES TO THE REQUIRED SUPPLEMENTARY INFORMATION

**WARREN CITY SCHOOL DISTRICT  
TRUMBULL COUNTY, OHIO**

SCHEDULES OF REQUIRED SUPPLEMENTARY INFORMATION

SCHEDULE OF DISTRICT OPEB CONTRIBUTIONS  
SCHOOL EMPLOYEES RETIREMENT SYSTEM (SERS) OF OHIO

	LAST TEN FISCAL YEARS			
	<u>2018</u>	<u>2017</u>	<u>2016</u>	<u>2015</u>
Contractually required contribution	\$ 220,116	\$ 171,773	\$ 157,406	\$ 228,743
Contributions in relation to the contractually required contribution	<u>(220,116)</u>	<u>(171,773)</u>	<u>(157,406)</u>	<u>(228,743)</u>
Contribution deficiency (excess)	<u>\$ -</u>	<u>\$ -</u>	<u>\$ -</u>	<u>\$ -</u>
District's covered payroll	\$ 10,402,778	\$ 9,790,986	\$ 9,410,507	\$ 9,011,829
Contributions as a percentage of covered payroll	2.12%	1.75%	1.67%	2.54%

SEE ACCOMPANYING NOTES TO THE REQUIRED SUPPLEMENTARY INFORMATION

<u>2014</u>	<u>2013</u>	<u>2012</u>	<u>2011</u>	<u>2010</u>	<u>2009</u>
\$ 171,193	\$ 159,696	\$ 193,879	\$ 272,013	\$ 176,144	\$ 486,343
<u>(171,193)</u>	<u>(159,696)</u>	<u>(193,879)</u>	<u>(272,013)</u>	<u>(176,144)</u>	<u>(486,343)</u>
<u>\$ -</u>	<u>\$ -</u>	<u>\$ -</u>	<u>\$ -</u>	<u>\$ -</u>	<u>\$ -</u>
\$ 8,769,610	\$ 8,351,055	\$ 8,754,134	\$ 8,719,857	\$ 8,475,975	\$ 7,947,835
1.95%	1.91%	2.21%	3.12%	2.08%	6.12%

**WARREN CITY SCHOOL DISTRICT  
TRUMBULL COUNTY, OHIO**

SCHEDULES OF REQUIRED SUPPLEMENTARY INFORMATION

SCHEDULE OF DISTRICT OPEB CONTRIBUTIONS  
STATE TEACHERS RETIREMENT SYSTEM (STRS) OF OHIO

	LAST TEN FISCAL YEARS			
	<u>2018</u>	<u>2017</u>	<u>2016</u>	<u>2015</u>
Contractually required contribution	\$ -	\$ -	\$ -	\$ -
Contributions in relation to the contractually required contribution	<u>-</u>	<u>-</u>	<u>-</u>	<u>-</u>
Contribution deficiency (excess)	<u>\$ -</u>	<u>\$ -</u>	<u>\$ -</u>	<u>\$ -</u>
District's covered payroll	\$ 30,477,886	\$ 27,872,214	\$ 27,613,857	\$ 26,677,657
Contributions as a percentage of covered payroll	0.00%	0.00%	0.00%	0.00%

SEE ACCOMPANYING NOTES TO THE REQUIRED SUPPLEMENTARY INFORMATION

<u>2014</u>	<u>2013</u>	<u>2012</u>	<u>2011</u>	<u>2010</u>	<u>2009</u>
\$ 264,471	\$ 283,753	\$ 302,239	\$ 300,572	\$ 297,835	\$ 292,681
<u>(264,471)</u>	<u>(283,753)</u>	<u>(302,239)</u>	<u>(300,572)</u>	<u>(297,835)</u>	<u>(292,681)</u>
<u>\$ -</u>	<u>\$ -</u>	<u>\$ -</u>	<u>\$ -</u>	<u>\$ -</u>	<u>\$ -</u>
\$ 25,829,962	\$ 28,375,285	\$ 30,223,877	\$ 30,057,238	\$ 29,783,469	\$ 29,268,069
1.00%	1.00%	1.00%	1.00%	1.00%	1.00%

**WARREN CITY SCHOOL DISTRICT  
TRUMBULL COUNTY, OHIO**

NOTES TO REQUIRED SUPPLEMENTARY INFORMATION  
FOR THE FISCAL YEAR ENDED JUNE 30, 2018

PENSION

---

*SCHOOL EMPLOYEES RETIREMENT SYSTEM (SERS) OF OHIO*

Changes in benefit terms: There were no changes in benefit terms from the amounts reported for fiscal years 2014-2017. For fiscal year 2018, SERS changed from a fixed 3% annual increase to a Cost of Living Adjustment (COLA) based on the change in the Consumer Price Index (CPI-W), with a cap of 2.5% and a floor of 0%.

Changes in assumptions: There were no changes in methods and assumptions used in the calculation of actuarial determined contributions for fiscal years 2014-2016. For fiscal year 2017, the following changes of assumptions affected the total pension liability since the prior measurement date: (a) the assumed rate of inflation was reduced from 3.25% to 3.00%, (b) payroll growth assumption was reduced from 4.00% to 3.50%, (c) assumed real wage growth was reduced from 0.75% to 0.50%, (d) Rates of withdrawal, retirement and disability were updated to reflect recent experience, (e) mortality among active members was updated to RP-2014 Blue Collar Mortality Table with fully generational projection and a five year age set-back for both males and females, (f) mortality among service retired members, and beneficiaries was updated to the following RP-2014 Blue Collar Mortality Table with fully generational projection with Scale BB, 120% of male rates, and 110% of female rates, (g) mortality among disabled members was updated to RP-2000 Disabled Mortality Table, 90% for male rates and 100% for female rates, set back five years is used for the period after disability retirement and (h) the discount rate was reduced from 7.75% to 7.50%. There were no changes in methods and assumptions used in the calculation of actuarial determined contributions for fiscal year 2018.

*STATE TEACHERS RETIREMENT SYSTEM (STRS) OF OHIO*

Changes in benefit terms: There were no changes in benefit terms from the amounts reported for fiscal years 2014-2017. For fiscal year 2018, STRS decreased the Cost of Living Adjustment (COLA) to zero.

Changes in assumptions: There were no changes in methods and assumptions used in the calculation of actuarial determined contributions for fiscal years 2014-2017. For fiscal year 2018, the following changes of assumption affected the total pension liability since the prior measurement date: (a) the long term expected rate of return was reduced from 7.75% to 7.45%, (b) the inflation assumption was lowered from 2.75% to 2.50%, (c) the payroll growth assumption was lowered to 3.00%, (d) total salary increases rate was lowered by decreasing the merit component of the individual salary increases, in addition to a decrease of 0.25% due to lower inflation (e) the healthy and disabled mortality assumptions were updated to the RP-2014 mortality tables with generational improvement scale MP-2016 and (f) rates of retirement, termination and disability were modified to better reflect anticipated future experience.

(Continued)

**WARREN CITY SCHOOL DISTRICT  
TRUMBULL COUNTY, OHIO**

NOTES TO REQUIRED SUPPLEMENTARY INFORMATION (CONTINUED)  
FOR THE FISCAL YEAR ENDED JUNE 30, 2018

OTHER POSTEMPLOYMENT BENEFITS (OPEB)

---

*SCHOOL EMPLOYEES RETIREMENT SYSTEM (SERS) OF OHIO*

Changes in benefit terms: There were no changes in benefit terms from the amounts reported for fiscal years 2017-2018.

Changes in assumptions: There were no changes in methods and assumptions used in the calculation of actuarial determined contributions for fiscal years 2017. For fiscal year 2018, the following changes of assumptions affected the total OPEB liability since the prior measurement date: (a) assumed rate of inflation was reduced from 3.25% to 3.00%, (b) payroll growth assumption was reduced from 4.00% to 3.50%, (c) assumed real wage growth was reduced from 0.75% to 0.50%, (d) rates of withdrawal, retirement, and disability were updated to reflect recent experience, (e) mortality among active members was updated to the following: RP-2014 Blue Collar Mortality Table with fully generational projection and a five-year age set-back for both males and females, (f) mortality among service retired members, and beneficiaries was updated to the following: RP-2014 Blue Collar Mortality Table with fully generational projection with Scale BB, 120% of male rates, and 110% of female rates, (g) mortality among disabled members was updated to the following: RP-2000 Disabled Mortality Table, 90% for male rates and 100% for female rates, set back five years is used for the period after disability retirement.

*STATE TEACHERS RETIREMENT SYSTEM (STRS) OF OHIO*

Changes in benefit terms: There were no changes in benefit terms from the amounts reported for fiscal year 2017. For fiscal year 2018, STRS reduced the subsidy multiplier for non-Medicare benefit recipients from 2.1% to 1.9% per year of service. Medicare Part B premium reimbursements were discontinued for certain survivors and beneficiaries and all remaining Medicare Part B premium reimbursements will be discontinued beginning January 2019.

Changes in assumptions: There were no changes in methods and assumptions used in the calculation of actuarial determined contributions for fiscal year 2017. For fiscal year 2018, the following changes of assumption affected the total OPEB liability since the prior measurement date: (a) the discount rate was increased from 3.26% to 4.13% based on the methodology defined under GASB Statement No. 74, Financial Reporting for Postemployment Benefit Plans Other Than Pension Plans (OPEB), (b) the long term expected rate of return was reduced from 7.75% to 7.45%, (c) valuation year per capita health care costs were updated, and the salary scale was modified, (d) the percentage of future retirees electing each option was updated based on current data and the percentage of future disabled retirees and terminated vested participants electing health coverage were decreased and (e) the assumed mortality, disability, retirement, withdrawal and future health care cost trend rates were modified along with the portion of rebated prescription drug costs.

**This page intentionally left blank.**



December 18, 2018

To the Board of Education  
Warren City School District  
Trumbull County, Ohio  
105 High Street North East  
Warren, OH 44481

**Independent Auditor's Report on Internal Control over Financial Reporting and on Compliance and Other Matters Based on an Audit of Financial Statements Performed in Accordance with *Government Auditing Standards***

We have audited, in accordance with the auditing standards generally accepted in the United States of America and the standards applicable to financial audits contained in *Government Auditing Standards* issued by the Comptroller General of the United States, the financial statements of the governmental activities, each major fund, and the aggregate remaining fund information of the Warren City School District, Trumbull County, Ohio (the "District") as of and for the year ended June 30, 2018, and the related notes to the financial statements, which collectively comprise the District's basic financial statements, and have issued our report thereon dated December 18, 2018, in which we noted the District restated net position balances to account for the implementation of GASB Statement No. 75, *Accounting and Financial Reporting for Postemployment Benefits other than Pensions*.

**Internal Control over Financial Reporting**

In planning and performing our audit of the financial statements, we considered the District's internal control over financial reporting (internal control) to determine the audit procedures that are appropriate in the circumstances for the purpose of expressing our opinions on the financial statements, but not for the purpose of expressing an opinion on the effectiveness of the District's internal control. Accordingly, we do not express an opinion on the effectiveness of the District's internal control.

A *deficiency in internal control* exists when the design or operation of a control does not allow management or employees, in the normal course of performing their assigned functions, to prevent, or detect and correct, misstatements on a timely basis. A *material weakness* is a deficiency, or a combination of deficiencies, in internal control, such that there is a reasonable possibility that a material misstatement of the entity's financial statements will not be prevented, or detected and corrected on a timely basis. A *significant deficiency* is a deficiency, or a combination of deficiencies, in internal control that is less severe than a material weakness, yet important enough to merit attention by those charged with governance.

Our consideration of internal control was for the limited purpose described in the first paragraph of this section and was not designed to identify all deficiencies in internal control that might be material weaknesses or significant deficiencies. Given these limitations, during our audit we did not identify any deficiencies in internal control that we consider to be material weaknesses. However, material weaknesses may exist that have not been identified.

### **Compliance and Other Matters**

As part of obtaining reasonable assurance about whether the District's financial statements are free from material misstatement, we performed tests of its compliance with certain provisions of laws, regulations, contracts, and grant agreements, noncompliance with which could have a direct and material effect on the determination of financial statement amounts. However, providing an opinion on compliance with those provisions was not an objective of our audit, and accordingly, we do not express such an opinion. The results of our tests disclosed no instances of noncompliance or other matters that are required to be reported under *Government Auditing Standards*.

### **Purpose of this Report**

The purpose of this report is solely to describe the scope of our testing of internal control and compliance and the results of that testing, and not to provide an opinion on the effectiveness of the entity's internal control or on compliance. This report is an integral part of an audit performed in accordance with *Government Auditing Standards* in considering the entity's internal control and compliance. Accordingly, this communication is not suitable for any other purpose.

*Kea & Associates, Inc.*

New Philadelphia, Ohio

December 18, 2018

To the Board of Education  
Warren City School District  
Trumbull County, Ohio  
105 High Street North East  
Warren, OH 44481

**Independent Auditor's Report on Compliance for Each Major Federal Program and  
Report on Internal Control over Compliance Required by the Uniform Guidance**

**Report on Compliance for Each Major Federal Program**

We have audited Warren City School District's, Trumbull County, Ohio (the "District") compliance with the types of compliance requirements described in the *OMB Compliance Supplement* that could have a direct and material effect on each of the District's major federal programs for the year ended June 30, 2018. The District's major federal programs are identified in the summary of auditor's results section of the accompanying *Schedule of Findings and Questioned Costs*.

***Management's Responsibility***

Management is responsible for compliance with the requirements of federal statutes, regulations, and the terms and conditions of its federal awards applicable to its federal programs.

***Auditor's Responsibility***

Our responsibility is to express an opinion on compliance for each of the District's major federal programs based on our audit of the types of compliance requirements referred to above. We conducted our audit of compliance in accordance with auditing standards generally accepted in the United States of America; the standards applicable to financial audits contained in *Government Auditing Standards*, issued by the Comptroller General of the United States; the audit requirements of Title 2 U.S. *Code of Federal Regulations* Part 200, *Uniform Administrative Requirements, Cost Principles, and Audit Requirements for Federal Awards* (Uniform Guidance). Those standards and Uniform Guidance require that we plan and perform the audit to obtain reasonable assurance about whether noncompliance with the types of compliance requirements referred to above that could have a direct and material effect on a major federal program occurred. An audit includes examining, on a test basis, evidence about the District's compliance with those requirements and performing such other procedures as we considered necessary in the circumstances.

We believe that our audit provides a reasonable basis for our opinion on compliance for each major federal program. However, our audit does not provide a legal determination of the District's compliance.

***Opinion on Each Major Federal Program***

In our opinion, Warren City School District, Trumbull County, Ohio complied, in all material respects, with the types of compliance requirements referred to above that could have a direct and material effect on each of its major federal programs for the year ended June 30, 2018.

**Report on Internal Control over Compliance**

Management of the District is responsible for establishing and maintaining effective internal control over compliance with the types of compliance requirements referred to above. In planning and performing our audit of compliance, we considered the District's internal control over compliance with the types of requirements that could have a direct and material effect on each major federal program to determine the auditing procedures that are appropriate in the circumstances for the purpose of expressing an opinion on compliance for each major federal program and to test and report on internal control over compliance in accordance with Uniform Guidance, but not for the purpose of expressing an opinion on the effectiveness of internal control over compliance. Accordingly, we do not express an opinion on the effectiveness of the District's internal control over compliance.

*A deficiency in internal control over compliance* exists when the design or operation of a control over compliance does not allow management or employees, in the normal course of performing their assigned functions, to prevent, or detect and correct, noncompliance with a type of compliance requirement of a federal program on a timely basis. A *material weakness in internal control over compliance* is a deficiency, or combination of deficiencies, in internal control over compliance, such that there is a reasonable possibility that material noncompliance with a type of compliance requirement of a federal program will not be prevented, or detected and corrected, on a timely basis. A *significant deficiency in internal control over compliance* is a deficiency, or a combination of deficiencies, in internal control over compliance with a type of compliance requirement of a federal program that is less severe than a material weakness in internal control over compliance, yet important enough to merit attention by those charged with governance.

Our consideration of internal control over compliance was for the limited purpose described in the first paragraph of this section and was not designed to identify all deficiencies in internal control over compliance that might be material weaknesses or significant deficiencies. We did not identify any deficiencies in internal control over compliance that we consider to be material weaknesses. However, material weaknesses may exist that have not been identified.

The purpose of this report on internal control over compliance is solely to describe the scope of our testing of internal control over compliance and the results of that testing based on the requirements of the Uniform Guidance. Accordingly, this report is not suitable for any other purpose.

*Hea & Associates, Inc.*

New Philadelphia, Ohio

**Warren City School District**  
**Trumbull County, Ohio**  
*Schedule of Expenditures of Federal Awards*  
*For the Fiscal Year Ended June 30, 2018*

Federal Grantor/Pass Through Grantor Program Title	Grant Year/ Direct Award No.	CFDA Number	Federal Expenditures	Amounts Paid to Subrecipients
<b>U.S. DEPARTMENT OF EDUCATION</b>				
<i>Passed Through Ohio Department of Education:</i>				
<i>Title I:</i>				
Title I Grants to Local Educational Agencies	2017	84.010	\$ 775,827	\$ 0
Title I Grants to Local Educational Agencies	2018	84.010	3,940,402	0
Title I - School Improvement	2017	84.010	41,433	0
Title I - School Improvement	2018	84.010	397,366	0
Title I Neglected	2017	84.010	6,221	0
Title I Neglected	2018	84.010	43,646	0
Title I Delinquent	2017	84.010	8,574	0
Title I Delinquent	2018	84.010	53,353	0
Total Title I			<u>5,266,822</u>	<u>0</u>
<i>Special Education Cluster:</i>				
Special Education - Grants to States	2017	84.027	237,424	0
Special Education - Grants to States	2018	84.027	1,090,087	0
Total Special Education - Grants to States			<u>1,327,511</u>	<u>0</u>
<i>Total Special Education Cluster:</i>			<u>1,327,511</u>	<u>0</u>
21st Century Community Learning Centers	2017	84.287	4,840	0
21st Century Community Learning Centers	2018	84.287	180,586	0
Total 21st Century Community Learning Centers			<u>185,426</u>	<u>0</u>
Title II-A - Improving Teacher Quality	2017	84.367	136,153	0
Title II-A - Improving Teacher Quality	2018	84.367	260,850	0
Total Title II-A - Improving Teacher Quality			<u>397,003</u>	<u>0</u>
Title IV-A - Student Support and Academic Enrichment	2018	84.424	31,062	0
Total Title IV-A - Student Support and Academic Enrichment			<u>31,062</u>	<u>0</u>
<b>Total U.S. Department of Education</b>			<b><u>7,207,824</u></b>	<b><u>0</u></b>
<b>U.S. DEPARTMENT OF AGRICULTURE</b>				
<i>Passed Through Ohio Department of Education:</i>				
<i>Child Nutrition Cluster:</i>				
<i>Non-Cash Assistance (Food Distribution):</i>				
School Breakfast Program	2018	10.553	65,468	0
National School Lunch Program	2018	10.555	145,718	0
<i>Non-Cash Assistance Subtotal</i>			<u>211,186</u>	<u>0</u>
<i>Cash Assistance:</i>				
School Breakfast Program	2018	10.553	1,044,024	0
National School Lunch Program	2018	10.555	2,339,540	0
Summer Food Service Program	2018	10.559	245,783	0
<i>Cash Assistance Subtotal</i>			<u>3,629,347</u>	<u>0</u>
<i>Total Child Nutrition Cluster</i>			<u>3,840,533</u>	<u>0</u>
Fresh Fruit and Vegetable	2018	10.582	198,011	0
Child and Adult Care Food Program	2018	10.558	68,156	0
<b>Total U.S. Department of Agriculture</b>			<b><u>4,106,700</u></b>	<b><u>0</u></b>
<b>TOTAL FEDERAL ASSISTANCE</b>			<b><u>\$ 11,314,524</u></b>	<b><u>\$ 0</u></b>

See accompanying notes to the Schedule of Expenditures of Federal Awards

**Warren City School District**  
**Trumbull County, Ohio**  
*Notes to the Schedule of Expenditures of Federal Awards*  
*2CFR 200.510(b)(6)*  
*For the Fiscal Year Ended June 30, 2018*

---

**NOTE A – BASIS OF PRESENTATION**

The accompanying Schedule of Expenditures of Federal Awards (the Schedule) includes the federal award activity of Warren City School District (the District) under programs of the federal government for the year ended June 30, 2018. The information on this Schedule is prepared in accordance with the requirements of Title 2 U.S. Code of Federal Regulations Part 200, *Uniform Administrative Requirements, Cost Principles, and Audit Requirements for Federal Awards* (Uniform Guidance). Because the Schedule presents only a selected portion of the operations of the District, it is not intended to and does not present the financial position, changes in net position, or cash flows of the District.

**NOTE B – SUMMARY OF SIGNIFICANT ACCOUNTING POLICIES**

Expenditures reported on the Schedule are reported on the cash basis of accounting. Such expenditures are recognized following the cost principles contained in Title 2 U.S. Code of Federal Regulations Part 200, *Uniform Administrative Requirements, Cost Principles, and Audit Requirements for Federal Awards*, wherein certain types of expenditures may or may not be allowable or may be limited as to reimbursement. The District has not elected to use the 10-percent de minimis indirect cost rate as allowed under the Uniform Guidance.

**NOTE C - CHILD NUTRITION CLUSTER**

The District commingles cash receipts from the U.S. Department of Agriculture with similar State grants. When reporting expenditures on this Schedule, the District assumes it expends federal monies first.

**NOTE D – FOOD DONATION PROGRAM**

The District reports commodities consumed on the Schedule at the entitlement value. The District allocated donated food commodities to the respective programs that benefitted from the use of those donated food commodities.

**Warren City School District**  
**Trumbull County, Ohio**  
*Schedule of Findings and Questioned Costs*  
*2 CFR Section 200.515*  
*June 30, 2018*

<b>1. SUMMARY OF AUDITOR'S RESULTS</b>
--

(d) (1) (i)	Type of Financial Statement Opinion	Unmodified
(d) (1) (ii)	Were there any material control weakness conditions reported at the financial statement level (GAGAS)?	No
(d) (1) (ii)	Were there any other significant deficiency conditions reported at the financial statement level (GAGAS)?	No
(d) (1) (iii)	Was there any reported material non-compliance at the financial statement level (GAGAS)?	No
(d) (1) (iv)	Were there any material internal control weakness conditions reported for major federal programs?	No
(d) (1) (iv)	Were there any other significant deficiencies reported for major federal programs?	No
(d) (1) (v)	Type of Major Programs' Compliance Opinion	Unmodified
(d) (1) (vi)	Are there any reportable findings under 2 CFR § 200.516(a)?	No
(d) (1) (vii)	Major Programs (list): Title I Grants to Local Educational Agencies	CFDA # 84.010
(d) (1) (viii)	Dollar Threshold: Type A/B Programs	Type A: > \$750,000 Type B: All others
(d) (1) (ix)	Low Risk Auditee under 2 CFR §200.520?	Yes

<b>2. FINDINGS RELATED TO THE FINANCIAL STATEMENTS REQUIRED TO BE REPORTED IN ACCORDANCE WITH GAGAS</b>
---

None

<b>3. FINDINGS AND QUESTIONED COSTS FOR FEDERAL AWARDS</b>
--

None

**This page intentionally left blank.**



# OHIO AUDITOR OF STATE KEITH FABER



**WARREN CITY SCHOOL DISTRICT**

**TRUMBULL COUNTY**

## **CLERK'S CERTIFICATION**

**This is a true and correct copy of the report which is required to be filed in the Office of the Auditor of State pursuant to Section 117.26, Revised Code, and which is filed in Columbus, Ohio.**

*Susan Babbitt*

**CLERK OF THE BUREAU**

**CERTIFIED  
FEBRUARY 7, 2019**