



OHIO AUDITOR OF STATE  
**KEITH FABER**





**INDIAN HILL EXEMPTED VILLAGE SCHOOL DISTRICT  
HAMILTON COUNTY**

**TABLE OF CONTENTS**

<b>TITLE</b>	<b>PAGE</b>
Independent Auditor's Report .....	1
Prepared by Management:	
Management's Discussion and Analysis .....	5
Basic Financial Statements:	
Government-wide Financial Statements:	
Statement of Net Position .....	19
Statement of Activities.....	20
Fund Financial Statements:	
Balance Sheet	
Governmental Funds.....	21
Reconciliation of Total Governmental Fund Balances to Net Position of Governmental Activities .....	22
Statement of Revenues, Expenditures and Changes in Fund Balances Governmental Funds.....	23
Reconciliation of the Statement of Revenues, Expenditures and Changes in Fund Balances of Governmental Funds to the Statement of Activities.....	24
Statement of Revenues, Expenditures and Changes in Fund Balance – Budget and Actual (Non-GAAP Budgetary Basis) General Fund.....	25
Statement of Assets and Liabilities Fiduciary Fund.....	26
Notes to the Basic Financial Statements.....	27
Required Supplementary Information:	
Schedule of the District's Proportionate Share of the Net Pension Liability – School Employees Retirement System (SERS) of Ohio.....	74
Schedule of the District's Proportionate Share of the Net Pension Liability – State Teachers Retirement System (STRS) of Ohio .....	75
Schedule of the District Pension Contributions – School Employees Retirement System (SERS) of Ohio.....	76
Schedule of the District Pension Contributions – State Teachers Retirement System (STRS) of Ohio .....	78
Schedule of the District's Proportionate Share of the Net OPEB Liability – School Employees Retirement System (SERS) of Ohio.....	80

**INDIAN HILL EXEMPTED VILLAGE SCHOOL DISTRICT  
HAMILTON COUNTY**

**TABLE OF CONTENTS  
(Continued)**

<b>TITLE</b>	<b>PAGE</b>
Schedule of the District's Proportionate Share of the Net OPEB Liability – State Teachers Retirement System (STRS) of Ohio .....	81
Schedule of the District OPEB Contributions – School Employees Retirement System (SERS) of Ohio .....	82
Schedule of the District OPEB Contributions – State Teachers Retirement System (STRS) of Ohio .....	84
Notes to Required Supplementary Information.....	86
Schedule of Revenues and Expenditures of Federal Awards .....	89
Notes to the Schedule of Revenues and Expenditures of Federal Awards.....	90
Independent Auditor's Report on Internal Control Over Financial Reporting and on Compliance and Other Matters Required by <i>Government Auditing Standards</i> .....	91
Independent Auditor's Report on Compliance with Requirements Applicable to the Major Federal Program and on Internal Control Over Compliance Required by the Uniform Guidance.....	93
Schedule of Findings .....	95

# OHIO AUDITOR OF STATE KEITH FABER



## INDEPENDENT AUDITOR'S REPORT

Indian Hill Exempted Village School District  
Hamilton County  
6855 Drake Road  
Cincinnati, Ohio 45243

To the Board of Education:

### ***Report on the Financial Statements***

We have audited the accompanying financial statements of the governmental activities, each major fund, and the aggregate remaining fund information of the Indian Hill Exempted Village School District, Hamilton County, Ohio (the District), as of and for the year ended June 30, 2018, and the related notes to the financial statements, which collectively comprise the District's basic financial statements as listed in the table of contents.

### ***Management's Responsibility for the Financial Statements***

Management is responsible for preparing and fairly presenting these financial statements in accordance with accounting principles generally accepted in the United States of America; this includes designing, implementing, and maintaining internal control relevant to preparing and fairly presenting financial statements that are free from material misstatement, whether due to fraud or error.

### ***Auditor's Responsibility***

Our responsibility is to opine on these financial statements based on our audit. We audited in accordance with auditing standards generally accepted in the United States of America and the financial audit standards in the Comptroller General of the United States' *Government Auditing Standards*. Those standards require us to plan and perform the audit to reasonably assure the financial statements are free from material misstatement.

An audit requires obtaining evidence about financial statement amounts and disclosures. The procedures selected depend on our judgment, including assessing the risks of material financial statement misstatement, whether due to fraud or error. In assessing those risks, we consider internal control relevant to the District's preparation and fair presentation of the financial statements in order to design audit procedures that are appropriate in the circumstances, but not to the extent needed to opine on the effectiveness of the District's internal control. Accordingly, we express no such opinion. An audit also includes evaluating the appropriateness of management's accounting policies and the reasonableness of their significant accounting estimates, as well as our evaluation of the overall financial statement presentation.

We believe the audit evidence we obtained is sufficient and appropriate to support our audit opinions.

### **Opinion**

In our opinion, the financial statements referred to above present fairly, in all material respects, the respective financial position of the governmental activities, each major fund, and the aggregate remaining fund information of the Indian Hill Exempted Village School District, Hamilton County, Ohio as of, June 30, 2018 and the respective changes in financial position thereof and the budgetary comparison for the General fund for the year then ended in accordance with the accounting principles generally accepted in the United States of America.

### **Emphasis of Matter**

As discussed in Note 3 to the financial statements, during 2018, the District adopted new accounting guidance in Governmental Accounting Standards Board (GASB) Statement No. 75, *Accounting and Reporting for Postemployment Benefits Other than Pensions*. We did not modify our opinion regarding this matter.

### **Other Matters**

#### *Required Supplementary Information*

Accounting principles generally accepted in the United States of America require this presentation to include *management's discussion and analysis*, and schedules of net pension and other post-employment benefit liabilities and pension and other post-employment benefit contributions listed in the table of contents, to supplement the basic financial statements. Although this information is not part of the basic financial statements, the Governmental Accounting Standards Board considers it essential for placing the basic financial statements in an appropriate operational, economic, or historical context. We applied certain limited procedures to the required supplementary information in accordance with auditing standards generally accepted in the United States of America, consisting of inquiries of management about the methods of preparing the information and comparing the information for consistency with management's responses to our inquiries, to the basic financial statements, and other knowledge we obtained during our audit of the basic financial statements. We do not opine or provide any assurance on the information because the limited procedures do not provide us with sufficient evidence to opine or provide any other assurance.

#### *Supplementary and Other Information*

Our audit was conducted to opine on the District's basic financial statements taken as a whole.

The Schedule of Revenues and Expenditures of Federal Awards presents additional analysis as required by Title 2 U.S. Code of Federal Regulations (CFR) Part 200, Uniform Administrative Requirements, Cost Principles, and Audit Requirements for Federal Awards and is not a required part of the financial statements.

The schedule is management's responsibility, and derives from and relates directly to the underlying accounting and other records used to prepare the basic financial statements. We subjected this information to the auditing procedures we applied to the basic financial statements. We also applied certain additional procedures, including comparing and reconciling this information directly to the underlying accounting and other records used to prepare the basic financial statements or to the basic financial statements themselves in accordance with auditing standards generally accepted in the United States of America. In our opinion, this information is fairly stated in all material respects in relation to the basic financial statements taken as a whole.

***Other Reporting Required by Government Auditing Standards***

In accordance with *Government Auditing Standards*, we have also issued our report dated January 24, 2019, on our consideration of the District's internal control over financial reporting and our tests of its compliance with certain provisions of laws, regulations, contracts and grant agreements and other matters. That report describes the scope of our internal control testing over financial reporting and compliance, and the results of that testing, and does not opine on internal control over financial reporting or on compliance. That report is an integral part of an audit performed in accordance with *Government Auditing Standards* in considering the District's internal control over financial reporting and compliance.

A handwritten signature in black ink that reads "Keith Faber". The signature is written in a cursive, flowing style.

Keith Faber  
Auditor of State  
Columbus, Ohio

January 24, 2019

**This page intentionally left blank.**



**INDIAN HILL EXEMPTED VILLAGE SCHOOL DISTRICT  
HAMILTON COUNTY, OHIO**

**MANAGEMENT'S DISCUSSION AND ANALYSIS  
FOR THE FISCAL YEAR ENDED JUNE 30, 2018  
(UNAUDITED)**

The discussion and analysis of the Indian Hill Exempted Village School District's ("the District") financial performance provides an overall review of the District's financial activities for the fiscal year ended June 30, 2018. The intent of this discussion and analysis is to look at the District's financial performance as a whole; readers should also review the basic financial statements and the notes to the basic financial statements to enhance their understanding of the District's financial performance.

**Financial Highlights**

Key financial highlights for 2018 are as follows:

- In total, net position of governmental activities increased \$21,337,970, which represents a 383.03% increase from 2017's restated net position.
- General revenues accounted for \$39,360,857 in revenue or 92.86% of all revenues. Program specific revenues in the form of charges for services and sales, grants and contributions accounted for \$3,028,305 or 7.14% of total revenues of \$42,389,162.
- The District had \$21,051,192 in expenses related to governmental activities; only \$3,028,305 of these expenses was offset by program specific charges for services, grants or contributions. General revenues supporting governmental activities (primarily taxes and unrestricted grants and entitlements) of \$39,360,857 were adequate to provide for these programs.
- The District's major governmental fund is the general fund. The general fund had \$35,935,846 in revenues and other financing sources and \$36,148,814 in expenditures. During fiscal 2018, the general fund's fund balance decreased \$212,968 from a balance of \$26,040,565 to \$25,827,597.
- The District has \$45,445,234 in capital assets at June 30, 2018. This amount is net of accumulated depreciation in the amount of \$39,487,364. Fiscal year 2018 depreciation expense was \$2,170,562. Total net investment in capital assets was \$27,322,426 at June 30, 2018.
- The District has \$16,735,000 and \$370,426 in general obligation bonds and lease-purchase obligations, respectively, outstanding at June 30, 2018. Of this total, \$3,243,742 is due within one year and \$13,861,684 is due in greater than one year.

**Using These Basic Financial Statements (BFS)**

This annual report consists of a series of financial statements and notes to those statements. These statements are organized so the reader can understand the District as a financial whole, an entire operating entity. The statements then proceed to provide an increasingly detailed look at specific financial activities.

The statement of net position and statement of activities provide information about the activities of the whole District, presenting both an aggregate view of the District's finances and a longer-term view of those finances. Fund financial statements provide the next level of detail. For governmental funds, these statements tell how services were financed in the short-term as well as what remains for future spending. The fund financial statements also look at the District's most significant funds with all other nonmajor funds presented in total in one column. In the case of the District, the general fund is by far the most significant fund, and the only governmental fund reported as a major fund.

**INDIAN HILL EXEMPTED VILLAGE SCHOOL DISTRICT  
HAMILTON COUNTY, OHIO**

MANAGEMENT'S DISCUSSION AND ANALYSIS  
FOR THE FISCAL YEAR ENDED JUNE 30, 2018  
(UNAUDITED)

**Reporting the District as a Whole**

***Statement of Net Position and the Statement of Activities***

While this document contains the large number of funds used by the District to provide programs and activities, the view of the District as a whole looks at all financial transactions and asks the question, "How did we do financially during 2018?" The statement of net position and the statement of activities answer this question. These statements include all assets, deferred outflows, liabilities, deferred inflows, revenues and expenses using the accrual basis of accounting similar to the accounting used by most private-sector companies. This basis of accounting will take into account, all of the current year's revenues and expenses regardless of when cash is received or paid.

These two statements report the District's net position and changes in that position. This change in net position is important because it tells the reader that, for the District as a whole, the financial position of the District has improved or diminished. The causes of this change may be the result of many factors, some financial, some not. Non-financial factors include the District's property tax base, current property tax laws in Ohio restricting revenue growth, facility conditions, required educational programs and other factors.

The statement of net position and the statement of activities, include the District's programs and services, including instruction, support services, operation and maintenance of plant, pupil transportation, extracurricular activities, food service operations and uniform school supplies activities.

The District's statement of net position and statement of activities can be found on pages 19-20 of this report.

**Reporting the District's Most Significant Funds**

***Fund Financial Statements***

The analysis of the District's major governmental funds begins on page 15. Fund financial reports provide detailed information about the District's major funds. The District uses many funds to account for a multitude of financial transactions. However, these fund financial statements focus on the District's most significant funds. The District's only major governmental fund is the general fund. All other governmental funds are considered non-major.

***Governmental Funds***

Most of the District's activities are reported in governmental funds, which focus on how money flows into and out of those funds and the balances left at year-end available for spending in future periods. These funds are reported using an accounting method called modified accrual accounting, which measures cash and all other financial assets that can readily be converted to cash. The governmental fund financial statements provide a detailed short-term view of the District's general government operations and the basic services it provides. Governmental fund information helps you determine whether there are more or fewer financial resources that can be spent in the near future to finance educational programs. The relationship (or differences) between governmental activities (reported in the statement of net position and the statement of activities) and governmental funds is reconciled in the basic financial statements. The basic governmental fund financial statements can be found on pages 21-25 of this report.

**INDIAN HILL EXEMPTED VILLAGE SCHOOL DISTRICT  
HAMILTON COUNTY, OHIO**

**MANAGEMENT'S DISCUSSION AND ANALYSIS  
FOR THE FISCAL YEAR ENDED JUNE 30, 2018  
(UNAUDITED)**

***Reporting the District's Fiduciary Responsibilities***

The District acts in a trustee capacity as an agent for students. These activities are reported in an agency fund. At June 30, 2018, the balances in the agency fund are reported in a separate statement of fiduciary net position on page 26. These activities are excluded from the District's other financial statements because the assets cannot be utilized by the District to finance its operations.

***Notes to the Basic Financial Statements***

The notes provide additional information that is essential to a full understanding of the data provided in the government-wide and fund financial statements. These notes to the basic financial statements can be found on pages 27-71 of this report.

***Required Supplementary Information***

In addition to the basic financial statements and accompanying notes, this report also presents certain required supplementary information concerning the District's net pension liability. The required supplementary information can be found on pages 74-87 of this report.

- THIS SPACE INTENTIONALLY LEFT BLANK -

**INDIAN HILL EXEMPTED VILLAGE SCHOOL DISTRICT  
HAMILTON COUNTY, OHIO**

MANAGEMENT'S DISCUSSION AND ANALYSIS  
FOR THE FISCAL YEAR ENDED JUNE 30, 2018  
(UNAUDITED)

**The District as a Whole**

The statement of net position provides the perspective of the District as a whole. The table below provides a summary of the District's net position at June 30, 2018 and June 30, 2017. The net position at June 30, 2017 has been restated as described in Note 3.A.

	<b>Net Position</b>	
	Governmental Activities 2018	Restated Governmental Activities 2017
<b><u>Assets</u></b>		
Current and other assets	\$ 55,812,341	\$ 56,348,349
Capital assets, net	<u>45,445,234</u>	<u>44,814,749</u>
Total assets	<u>101,257,575</u>	<u>101,163,098</u>
<b><u>Deferred outflows of resources</u></b>		
Unamortized deferred charges on debt refunding	425,718	604,596
Pension	14,745,716	14,019,953
OPEB	<u>421,872</u>	<u>81,947</u>
Total deferred outflows of resources	<u>15,593,306</u>	<u>14,706,496</u>
<b><u>Liabilities</u></b>		
Current liabilities	3,751,626	3,706,570
Long-term liabilities:		
Due within one year	3,459,143	3,097,738
Due in more than one year:		
Net pension liability	43,173,893	60,085,520
Net OPEB liability	9,685,284	12,239,578
Other amounts	<u>16,743,776</u>	<u>19,829,577</u>
Total liabilities	<u>76,813,722</u>	<u>98,958,983</u>
<b><u>Deferred inflows of resources</u></b>		
Property taxes levied for the next fiscal year	14,936,586	16,283,115
Payments in lieu of taxes for the next fiscal year	5,010,932	4,823,428
Pension	3,052,831	1,374,843
OPEB	<u>1,269,615</u>	<u>-</u>
Total deferred inflows of resources	<u>24,269,964</u>	<u>22,481,386</u>
<b><u>Net Position</u></b>		
Net Investment in capital assets	27,322,426	23,776,871
Restricted	5,186,161	4,499,192
Unrestricted (deficit)	<u>(16,741,392)</u>	<u>(33,846,838)</u>
Total net position (deficit)	<u>\$ 15,767,195</u>	<u>\$ (5,570,775)</u>

**INDIAN HILL EXEMPTED VILLAGE SCHOOL DISTRICT  
HAMILTON COUNTY, OHIO**

MANAGEMENT'S DISCUSSION AND ANALYSIS  
FOR THE FISCAL YEAR ENDED JUNE 30, 2018  
(UNAUDITED)

The net pension liability (NPL) is the largest single liability reported by the District at June 30, 2018 and is reported pursuant to GASB Statement 68, "Accounting and Financial Reporting for Pensions—an Amendment of GASB Statement 27." For fiscal year 2018, the School District adopted GASB Statement 75, "Accounting and Financial Reporting for Postemployment Benefits Other Than Pensions," which significantly revises accounting for costs and liabilities related to other postemployment benefits (OPEB). For reasons discussed below, many end users of this financial statement will gain a clearer understanding of the District's actual financial condition by adding deferred inflows related to pension and OPEB, the net pension liability and the net OPEB liability to the reported net position and subtracting deferred outflows related to pension and OPEB.

Governmental Accounting Standards Board standards are national and apply to all government financial reports prepared in accordance with generally accepted accounting principles. Prior accounting for pensions (GASB 27) and postemployment benefits (GASB 45) focused on a funding approach. This approach limited pension and OPEB costs to contributions annually required by law, which may or may not be sufficient to fully fund each plan's *net pension liability* or *net OPEB liability*. GASB 68 and GASB 75 take an earnings approach to pension and OPEB accounting; however, the nature of Ohio's statewide pension/OPEB plans and state law governing those systems requires additional explanation in order to properly understand the information presented in these statements.

GASB 68 and GASB 75 require the net pension liability and the net OPEB liability to equal the District's proportionate share of each plan's collective:

1. Present value of estimated future pension/OPEB benefits attributable to active and inactive employees' past service.
2. Minus plan assets available to pay these benefits.

GASB notes that pension and OPEB obligations, whether funded or unfunded, are part of the "employment exchange" – that is, the employee is trading his or her labor in exchange for wages, benefits, and the promise of a future pension and other postemployment benefits. GASB noted that the unfunded portion of this promise is a present obligation of the government, part of a bargained-for benefit to the employee, and should accordingly be reported by the government as a liability since they received the benefit of the exchange. However, the District is not responsible for certain key factors affecting the balance of these liabilities. In Ohio, the employee shares the obligation of funding pension benefits with the employer. Both employer and employee contribution rates are capped by State statute. A change in these caps requires action of both Houses of the General Assembly and approval of the Governor. Benefit provisions are also determined by State statute. The Ohio Revised Code permits, but does not require, the retirement systems to provide healthcare to eligible benefit recipients. The retirement systems may allocate a portion of the employer contributions to provide for these OPEB benefits.

The employee enters the employment exchange with the knowledge that the employer's promise is limited not by contract but by law. The employer enters the exchange also knowing that there is a specific, legal limit to its contribution to the retirement system. In Ohio, there is no legal means to enforce the unfunded liability of the pension/OPEB plan *as against the public employer*. State law operates to mitigate/lessen the moral obligation of the public employer to the employee, because all parties enter the employment exchange with notice as to the law. The retirement system is responsible for the administration of the pension and OPEB plans.

Most long-term liabilities have set repayment schedules or, in the case of compensated absences (i.e. sick and vacation leave), are satisfied through paid time-off or termination payments. There is no repayment schedule for the net pension liability or the net OPEB liability. As explained above, changes in benefits, contribution rates, and return on investments affect the balance of these liabilities but are outside the control of the local government. In the event that contributions, investment returns, and other changes are insufficient to keep up with required payments, State statute does not assign/identify the responsible party for the unfunded portion. Due to the unique nature of how the net pension liability and the net OPEB liability are satisfied, these liabilities are separately identified within the long-term liability section of the statement of net position.

**INDIAN HILL EXEMPTED VILLAGE SCHOOL DISTRICT  
HAMILTON COUNTY, OHIO**

**MANAGEMENT'S DISCUSSION AND ANALYSIS  
FOR THE FISCAL YEAR ENDED JUNE 30, 2018  
(UNAUDITED)**

In accordance with GASB 68 and GASB 75, the District's statements prepared on an accrual basis of accounting include an annual pension expense and an annual OPEB expense for their proportionate share of each plan's *change* in net pension liability and net OPEB liability, respectively, not accounted for as deferred inflows/outflows.

As a result of implementing GASB 75, the District is reporting a net OPEB liability and deferred inflows/outflows of resources related to OPEB on the accrual basis of accounting. This implementation also had the effect of restating net position at June 30, 2017, from \$6,586,856 to a deficit \$5,570,775.

Analysis of Net Position

Over time, net position can serve as a useful indicator of a government's financial position. At June 30, 2018, the District's assets plus deferred outflows of resources exceeded liabilities plus deferred inflows of resources by \$15,767,195.

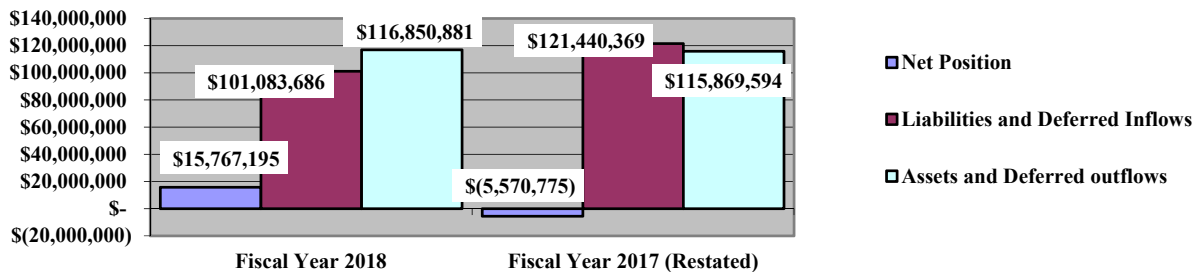
Long-term liabilities decreased primarily due to a decrease in the net pension liability. This factor is outside of the control of the District. The District contributes its statutorily required contributions to the pension systems; however, it's the pension systems that collect, hold and distribute pensions to District employees, not the District.

At fiscal year-end, capital assets represented 44.88% of total assets. Capital assets include land, construction in progress, land improvements, buildings and improvements, furniture and equipment, and vehicles. Net investment in capital assets at June 30, 2018, was \$27,322,426. These capital assets are used to provide services to the students and are not available for future spending. Although the District's investment in capital assets is reported net of related debt, it should be noted that the resources to repay the debt must be provided from other sources, since capital assets may not be used to liquidate these liabilities.

A portion of the District's net assets, \$5,186,161 represents resources that are subject to external restriction on how they may be used. Of this total, \$4,287,457 is restricted for debt service.

The graph below presents the District's governmental activities assets, deferred outflows of resources, liabilities, deferred inflows of resources and net position at June 30, 2018 and June 30, 2017. The amounts at June 30, 2017 have been restated as described in Note 3.A.

**Governmental Activities**



**INDIAN HILL EXEMPTED VILLAGE SCHOOL DISTRICT  
HAMILTON COUNTY, OHIO**

MANAGEMENT'S DISCUSSION AND ANALYSIS  
FOR THE FISCAL YEAR ENDED JUNE 30, 2018  
(UNAUDITED)

The table below shows the change in net position for fiscal years 2018 and 2017. The net position at June 30, 2017 has been restated as described in Note 3.A.

	<b>Change in Net Position</b>	
	Governmental Activities 2018	Restated Governmental Activities 2017
<b><u>Revenues</u></b>		
Program revenues:		
Charges for services and sales	\$ 1,377,343	\$ 1,134,568
Operating grants and contributions	1,650,962	2,277,480
General revenues:		
Property taxes	29,240,084	28,134,629
Payments in lieu of taxes	4,715,154	4,272,445
Grants and entitlements	5,039,931	4,930,020
Investment earnings	141,301	73,878
Increase (decrease) in fair value of investments	(95,296)	(101,925)
Miscellaneous	319,683	26,285
Total revenues	<u>42,389,162</u>	<u>40,747,380</u>
<b><u>Expenses</u></b>		
Program expenses:		
Instruction:		
Regular	6,529,600	17,188,089
Special	2,003,230	4,169,026
Vocational	10,971	13,246
Other	294,495	690,098
Support services:		
Pupil	1,514,711	3,268,138
Instructional staff	1,429,607	2,187,873
Board of education	15,084	27,146
Administration	1,537,873	3,012,794
Fiscal	831,535	872,943
Business	17,880	81,450
Operations and maintenance	2,629,527	3,840,610
Pupil transportation	1,144,763	2,396,288
Central	34,980	195,329
Operation of non-instructional services:		
Food service operations	812,937	892,552
Other non-instructional services	760,293	1,417,698
Extracurricular activities	865,152	1,752,042
Interest and fiscal charges	618,554	799,594
Total expenses	<u>21,051,192</u>	<u>42,804,916</u>
Change in net position	21,337,970	(2,057,536)
Net position (deficit) at beginning of year (restated)	<u>(5,570,775)</u>	<u>N/A</u>
Net position (deficit) at end of year	<u>\$ 15,767,195</u>	<u>\$ (5,570,775)</u>

**INDIAN HILL EXEMPTED VILLAGE SCHOOL DISTRICT  
HAMILTON COUNTY, OHIO**

MANAGEMENT'S DISCUSSION AND ANALYSIS  
FOR THE FISCAL YEAR ENDED JUNE 30, 2018  
(UNAUDITED)

**Governmental Activities**

Net position of the District's governmental activities increased \$21,337,970. Total governmental expenses of \$21,051,192 were offset by program revenues of \$3,028,305 and general revenues of \$39,360,857. Program revenues supported 14.39% of the total governmental expenses.

The primary sources of revenue for governmental activities are derived from property taxes, payments in lieu of taxes and grants and entitlements. These revenue sources represent 91.99% of total governmental revenue. The most significant increase was in the area of property taxes. Property taxes increased \$1,105,455 primarily due to the timing of calendar year 2018 property tax payments. Certain District taxpayers paid their entire 2018 calendar year taxes in 2017 resulting in an increase to property tax revenue in fiscal year 2018. The decrease in fair value of investments is due primarily to the District being required reporting of investments at fair value rather than cost. The fair value fluctuates throughout the year. The District intends to hold all investments to maturity thus eliminating the risk of fluctuations in fair value.

The information necessary to restate the 2017 beginning balances and the 2017 OPEB expense amounts for the effects of the initial implementation of GASB 75 is not available. Therefore, 2017 functional expenses still include OPEB expense of \$81,947 computed under GASB 45. GASB 45 required recognizing OPEB expense equal to the contractually required contributions to the plan. Under GASB 75, OPEB expense represents additional amounts earned, adjusted by deferred inflows/outflows. The contractually required contribution is no longer a component of OPEB expense. Under GASB 75, the 2018 statements report negative OPEB expense of \$1,527,625. Consequently, in order to compare 2018 total program expenses to 2017, the following adjustments are needed:

Total 2018 program expenses under GASB 75	\$ 21,051,192
Negative OPEB expense under GASB 75	1,527,625
2018 contractually required contributions	<u>96,979</u>
Adjusted 2018 program expenses	22,675,796
Total 2017 program expenses under GASB 45	<u>42,804,916</u>
Decrease in program expenses not related to OPEB	<u>\$ (20,129,120)</u>

Overall, expenses of the governmental activities decreased \$21,753,724 or 50.82%. This decrease is primarily the result of the State Teachers Retirement System (STRS) indefinitely suspending the Cost of Living Adjustment ("COLA") and the School Employee Retirement System (SERS) lowering the COLA from 3.00% to 2.50%. On an accrual basis, the District reported (\$13,002,134) in pension expense and (\$1,527,625) in OPEB expense mainly due to these benefit changes by the retirement systems. Fluctuations in the pension expense reported under GASB 68 makes it difficult to compare financial information between years. Pension expense is a component of program expenses reported on the statement of activities. To assess fluctuations in program expenses, the increase or decrease in pension expense should be factored into the analysis.



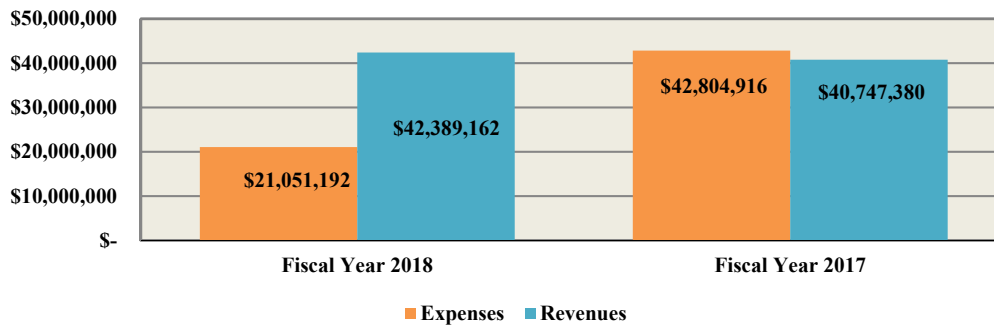
**INDIAN HILL EXEMPTED VILLAGE SCHOOL DISTRICT  
HAMILTON COUNTY, OHIO**

**MANAGEMENT'S DISCUSSION AND ANALYSIS  
FOR THE FISCAL YEAR ENDED JUNE 30, 2018  
(UNAUDITED)**

Pension expense, by function, for 2018 and 2017 follows:

	2018 Pension Expense	2017 Pension Expense	Increase (Decrease)
Program expenses:			
Instruction:			
Regular	\$ (6,932,146)	\$ 2,972,224	\$ (9,904,370)
Special	(1,357,872)	579,083	(1,936,955)
Other	(241,333)	106,186	(347,519)
Support services:			
Pupil	(1,029,119)	472,814	(1,501,933)
Instructional staff	(563,404)	237,341	(800,745)
Board of education	(4,382)	2,451	(6,833)
Administration	(959,578)	357,261	(1,316,839)
Fiscal	(133,410)	55,121	(188,531)
Operations and maintenance	(656,166)	288,892	(945,058)
Pupil transportation	(699,177)	290,468	(989,645)
Central	(40,594)	38,077	(78,671)
Operation of non-instructional services:			
Other non-instructional services	(17,190)	1,965	(19,155)
Food service operations	-	5,476	(5,476)
Extracurricular activities	<u>(367,763)</u>	<u>150,375</u>	<u>(518,138)</u>
Total	<u>\$ (13,002,134)</u>	<u>\$ 5,557,734</u>	<u>\$ (18,559,868)</u>

The graph below presents the District's governmental activities revenue and expenses for fiscal years 2018 and 2017.



The statement of activities shows the cost of program services and the charges for services and grants offsetting those services. The following table shows, for governmental activities, the total cost of services and the net cost of services. That is, it identifies the cost of these services supported by tax revenue and unrestricted State grants and entitlements.

**INDIAN HILL EXEMPTED VILLAGE SCHOOL DISTRICT  
HAMILTON COUNTY, OHIO**

**MANAGEMENT'S DISCUSSION AND ANALYSIS  
FOR THE FISCAL YEAR ENDED JUNE 30, 2018  
(UNAUDITED)**

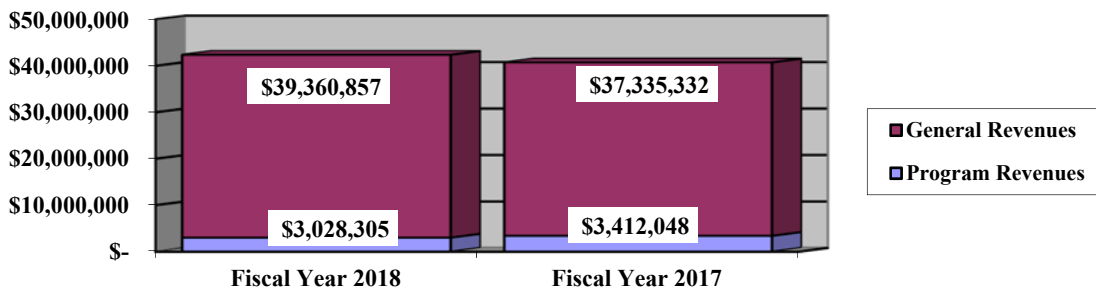
**Governmental Activities**

	Total Cost of Services <u>2018</u>	Net Cost of Services <u>2018</u>	Total Cost of Services <u>2017</u>	Net Cost of Services <u>2017</u>
<b>Program expenses</b>				
Instruction:				
Regular	6,529,600	6,355,835	17,188,089	17,155,893
Special	2,003,230	1,476,644	4,169,026	3,689,893
Vocational	10,971	10,955	13,246	(7,643)
Other	294,495	151,136	690,098	511,548
Support services:				
Pupil	1,514,711	1,437,415	3,268,138	3,198,660
Instructional staff	1,429,607	1,374,986	2,187,873	2,135,701
Board of education	15,084	15,084	27,146	27,146
Administration	1,537,873	1,537,873	3,012,794	3,012,794
Fiscal	831,535	831,535	872,943	872,943
Business	17,880	17,880	81,450	81,450
Operations and maintenance	2,629,527	2,613,287	3,840,610	3,823,755
Pupil transportation	1,144,763	1,144,763	2,396,288	2,350,344
Central	34,980	34,980	195,329	195,329
Operations of non-instructional services				
Food service operations	812,937	115,910	892,552	198,670
Other non-instructional services	760,293	(55,167)	1,417,698	31,968
Extracurricular activities	865,152	341,217	1,752,042	1,314,823
Interest and fiscal charges	618,554	618,554	799,594	799,594
Total expenses	<u>\$ 21,051,192</u>	<u>\$ 18,022,887</u>	<u>\$ 42,804,916</u>	<u>\$ 39,392,868</u>

The dependence upon tax and other general revenues for governmental activities is apparent, 90.45% of instruction activities are supported through taxes and other general revenues. For all governmental activities, general revenue support is 85.61%. The District's taxpayers, as a whole, are by far the primary support for District's students.

The graph below presents the District's governmental activities revenue for fiscal years 2018 and 2017.

**Governmental Activities - General and Program Revenues**



**INDIAN HILL EXEMPTED VILLAGE SCHOOL DISTRICT  
HAMILTON COUNTY, OHIO**

MANAGEMENT'S DISCUSSION AND ANALYSIS  
FOR THE FISCAL YEAR ENDED JUNE 30, 2018  
(UNAUDITED)

**The District's Funds**

The District's governmental funds reported a combined fund balance of \$30,845,523, which is more than last year's total of \$30,480,048. The schedule below indicates the fund balance and the total change in fund balance as of June 30, 2018 and 2017.

	Fund Balance <u>June 30, 2018</u>	Fund Balance <u>June 30, 2017</u>	<u>Change</u>
General	\$ 25,827,597	\$ 26,040,565	\$ (212,968)
Other Governmental	5,017,926	4,439,483	578,443
Total	<u>\$ 30,845,523</u>	<u>\$ 30,480,048</u>	<u>\$ 365,475</u>

**General Fund**

The District's general fund balance decreased \$212,968 from June 30, 2017. The table that follows assists in illustrating the financial activities of the general fund.

	<u>2018 Amount</u>	<u>2017 Amount</u>	<u>Increase (Decrease)</u>	<u>Percentage Change</u>
<b><u>Revenues</u></b>				
Taxes	\$ 25,454,624	\$ 24,442,795	\$ 1,011,829	4.14 %
Payments in lieu of taxes	4,715,154	4,272,445	442,709	10.36 %
Earnings on investments	137,463	98,025	39,438	40.23 %
Increase (decrease) in fair value of investments	(95,296)	(101,925)	6,629	(6.50) %
Intergovernmental	4,692,705	4,585,751	106,954	2.33 %
Other revenues	552,906	156,784	396,122	252.65 %
Total	<u>\$ 35,457,556</u>	<u>\$ 33,453,875</u>	<u>\$ 2,003,681</u>	5.99 %
<b><u>Expenditures</u></b>				
Instruction	\$ 18,888,230	\$ 18,617,761	\$ 270,469	1.45 %
Support services	13,808,916	14,102,200	(293,284)	(2.08) %
Operation of non-instructional services	43,732	39,206	4,526	11.54 %
Extracurricular activities	794,444	1,202,820	(408,376)	(33.95) %
Facilities acquisition and construction	2,045,603	1,118,199	927,404	82.94 %
Capital outlay	468,590	-	468,590	100.00 %
Debt service	99,299	18,760	80,539	429.31 %
Total	<u>\$ 36,148,814</u>	<u>\$ 35,098,946</u>	<u>\$ 1,049,868</u>	2.99 %

Overall general fund revenues increased \$2,003,681 or 5.99%. Property taxes increased due to the timing of calendar year 2018 property tax payments. Certain District taxpayers paid their entire 2018 calendar year taxes in 2017 resulting in an increase to property tax revenue in fiscal year 2018. Payments in lieu of taxes increased due to an increase in Sycamore Township TIF Settlement amounts. Earnings on investments increased due to the District holding more monies in investment accounts with higher interest rates versus depository accounts. Other revenues increased due an increase in refunds and reimbursements received in fiscal year 2018 and due to increased tuition revenue. Specifically, the District received a \$282,489 refund from Hamilton County as a result of a real estate surplus within the available period which are recorded as revenue. All other revenues remained comparable to the prior year.

**INDIAN HILL EXEMPTED VILLAGE SCHOOL DISTRICT  
HAMILTON COUNTY, OHIO**

MANAGEMENT'S DISCUSSION AND ANALYSIS  
FOR THE FISCAL YEAR ENDED JUNE 30, 2018  
(UNAUDITED)

Overall general fund expenditures increased \$1,049,868 or 2.99%. Facilities and acquisition and construction increased \$927,404 or 82.94% due to the District spending more monies out of the general fund for capital related projects in fiscal year 2018. The District finished the construction on the High School Locker Room and Vocal Music Renovation project during the current fiscal year. Extracurricular expenses decreased \$408,376 or 33.95% during fiscal year 2018 due to a decreased participation in extracurriculars. Capital outlay and debt service expenditures increased \$468,590 or 100% and \$80,539 or 429.31%, respectively, due to the District entering into a new lease-purchase agreement in fiscal year 2018 for five buses. Principal and interest payment are being made by the general fund. All other expenditures remained comparable to the prior year.

***General Fund Budgeting Highlights***

The District's budget is prepared according to Ohio law and is based on accounting for certain transactions on a basis of cash receipts, disbursements and encumbrances. The most significant budgeted fund is the general fund.

For the general fund, original and final budgeted revenues and other financing sources were \$33,300,993 and \$37,733,933, respectively. Of the \$4,432,940 increase between the original and final budgeted revenues, \$3,242,535 was in the area of property taxes as the District saw an increase in collections as certain taxpayers paid their entire calendar year 2018 property taxes in fiscal year 2018. Actual revenues and other financing sources for fiscal 2018 were \$37,766,037, which was \$32,104 higher than the final budget estimates.

General fund original and final appropriations (appropriated expenditures) were \$39,665,542. The actual budget basis expenditures and other financing uses for fiscal 2018 totaled \$36,589,924, which was \$3,075,618 less than the final budgeted appropriations. The primary area of decrease from the final budget to actual expenses was in the area of instruction as the District conservatively budgeted in the original and final budgets.

**Capital Assets and Debt Administration**

***Capital Assets***

At the end of fiscal 2018, the District had \$45,445,234 invested in land, construction in progress, land improvements, buildings and improvements, furniture and equipment, and vehicles. This entire amount is reported in governmental activities. The following table shows fiscal 2018 balances compared to the fiscal 2017 balances:

**Capital Assets at June 30  
(Net of Depreciation)**

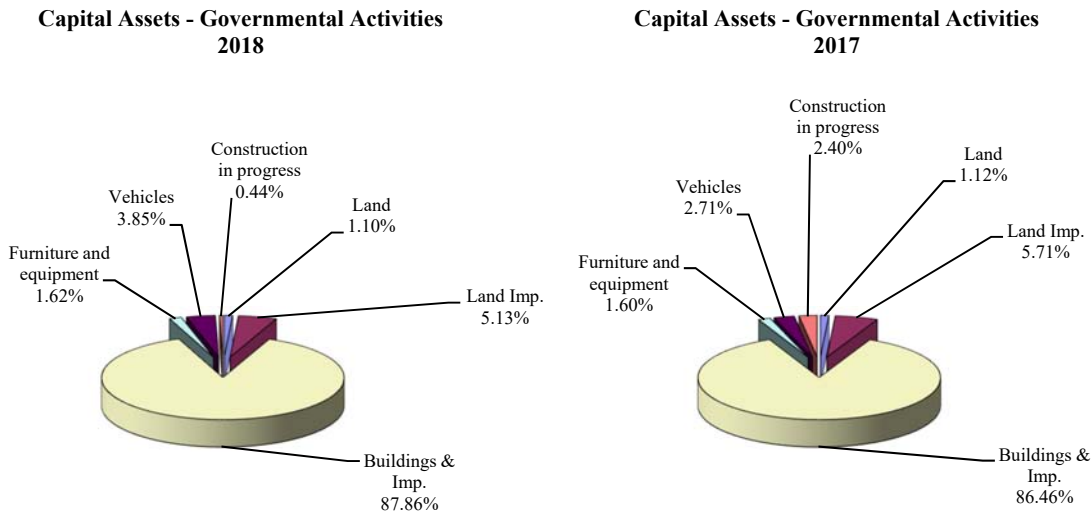
	Governmental Activities	
	2018	2017
Land	\$ 501,523	\$ 501,523
Construction in progress	200,500	1,073,415
Land improvements	2,331,758	2,558,603
Buildings and improvements	39,922,360	38,748,511
Furniture and equipment	737,865	717,380
Vehicles	1,751,228	1,215,317
Total	\$ 45,445,234	\$ 44,814,749

**INDIAN HILL EXEMPTED VILLAGE SCHOOL DISTRICT  
HAMILTON COUNTY, OHIO**

MANAGEMENT'S DISCUSSION AND ANALYSIS  
FOR THE FISCAL YEAR ENDED JUNE 30, 2018  
(UNAUDITED)

Total increase to capital assets for 2018 was \$630,485. This is primarily due the additions of \$2,810,747 exceeding total depreciation expense of \$2,170,562 and disposals (net accumulated depreciation) of \$9,700.

The graphs below present the District's capital assets for fiscal 2018 and fiscal 2017.



See Note 9 to the basic financial statements for additional information on the District's capital assets.

***Debt Administration***

The District has \$16,735,000 and \$370,426 in general obligation bonds and lease-purchase obligations, respectively, outstanding at June 30, 2018. Of this total, \$3,243,742 is due within one year and \$13,861,684 is due in greater than one year. The following table summarizes the bonds and lease-purchase agreements outstanding.

**Outstanding Debt, at Year End**

	Governmental Activities <u>2018</u>	Governmental Activities <u>2017</u>
General obligation bonds	\$ 16,735,000	\$ 19,640,000
Lease purchase agreement	<u>370,426</u>	<u>-</u>
Total	<u>\$ 17,105,426</u>	<u>\$ 19,640,000</u>

The District's debt activity is detailed in Note 11 to the basic financial statements.

**INDIAN HILL EXEMPTED VILLAGE SCHOOL DISTRICT  
HAMILTON COUNTY, OHIO**

MANAGEMENT'S DISCUSSION AND ANALYSIS  
FOR THE FISCAL YEAR ENDED JUNE 30, 2018  
(UNAUDITED)

**Current Financial Related Activities**

The District has carefully managed its general fund budget in order to optimize the dollars available for educating the students it serves and to minimize the levy millage amounts needed periodically from the community's citizens. However, in recent years, expenditures have exceeded revenues. Generally speaking, this happened because inflation of the District's expenses far exceeds inflation of the District's revenue. More specifically, the District has invested significant resources in maintaining the District's aging capital infrastructure, as well as devoting those same resources to retaining and attracting a highly qualified staff.

While the District strives to maintain its buildings and grounds, there are some very substantial projects that need to be completed in the next decade. The transportation department needs to add new buses to its fleet in order to achieve a reasonable cycle of replacement. Areas of the High School need to be air conditioned and linked to the central utility plant. The transportation building needs to be remodeled or replaced. The Primary School needs an update to the main entrance area that would include security enhancements and re-purposing of former gymnasium locker room space. The newest buildings in our District (High School and Elementary School) have reached the age where mechanical systems need to be replaced and upgraded. Meanwhile, the most significant facilities' issue in the District is the aging Middle School. This 175,000 square-foot single-story building has served the District well in its fifty-plus years of service. However, the roofs are becoming a constant drain on the District's finances as major repairs are made throughout the year and complete replacement of sections are completed every summer. Complicating roof replacements and another substantial cost in the future are the thirty-two mechanical units and the miles of piping that connect them. The building also has a wing that has been shuttered from students and used only as storage. The foundation under this wing is sinking causing walls and floors to crack.

The Board of Education has a collectively bargained agreement with the Indian Hill Educators Professional Organization which runs through June 30, 2019. This agreement covers teachers, counselors, psychologists, and media specialists. Our certified staff has an average annual salary of \$83,968. 160 certified staff members have a master's degree and three have doctorates. All certified staff, classified staff, and administrators are eligible for District medical, dental and life insurance benefits. The District currently pays 85% of all medical insurance premiums.

The Board of Education recognizes the need to balance the District budget and will be devoted to finding the best option(s) to meet this need. The District provides an extraordinary service to the community by providing a nationally recognized education to its students as well as fantastic facilities to support academics, arts, and athletics.

**Contacting the District's Financial Management**

This financial report is designed to provide our citizens, taxpayers, and investors and creditors with a general overview of the District's finances and to show the District's accountability for the money it receives. If you have questions about this report or need additional financial information contact Mr. Michael W. Davis, Treasurer, Indian Hill Exempted Village School District, 6855 Drake Road, Cincinnati, Ohio 45243.

**INDIAN HILL EXEMPTED VILLAGE SCHOOL DISTRICT  
HAMILTON COUNTY, OHIO**

STATEMENT OF NET POSITION  
FOR THE FISCAL YEAR ENDED JUNE 30, 2018

	<u><b>Governmental Activities</b></u>
<b>Assets:</b>	
Equity in pooled cash and investments. . . . .	\$ 25,732,824
Receivables:	
Property taxes . . . . .	24,471,309
Payment in lieu of taxes. . . . .	5,010,932
Accounts. . . . .	13,874
Accrued interest . . . . .	63,519
Intergovernmental . . . . .	455,535
Prepayments . . . . .	64,348
Capital assets:	
Nondepreciable capital assets . . . . .	702,023
Depreciable capital assets, net . . . . .	44,743,211
Capital assets, net . . . . .	<u>45,445,234</u>
Total assets. . . . .	<u>101,257,575</u>
<b>Deferred outflows of resources:</b>	
Unamortized deferred charges on debt refunding. . . . .	425,718
Pension (Note 13). . . . .	14,745,716
OPEB (Note 14). . . . .	421,872
Total deferred outflows of resources . . . . .	<u>15,593,306</u>
<b>Liabilities:</b>	
Accounts payable. . . . .	195,339
Contracts payable. . . . .	60,000
Accrued wages and benefits payable . . . . .	2,904,103
Pension and postemployment benefits payable . . . . .	448,120
Intergovernmental payable . . . . .	61,608
Accrued interest payable . . . . .	53,964
Matured bonds payable . . . . .	28,492
Long-term liabilities:	
Due within one year. . . . .	3,459,143
Due in more than one year:	
Net pension liability (Note 13) . . . . .	43,173,893
Net OPEB liability (Note 14) . . . . .	9,685,284
Other amounts due in more than one year . . . . .	16,743,776
Total liabilities . . . . .	<u>76,813,722</u>
<b>Deferred inflows of resources:</b>	
Property taxes levied for the next fiscal year . . . . .	14,936,586
Payment in lieu of taxes levied for the next fiscal year. . . . .	5,010,932
Pension (Note 13). . . . .	3,052,831
OPEB (Note 14). . . . .	1,269,615
Total deferred inflows of resources . . . . .	<u>24,269,964</u>
<b>Net position:</b>	
Net investment in capital assets . . . . .	27,322,426
Restricted for:	
Debt service. . . . .	4,287,457
Federally funded programs . . . . .	20,334
State funded programs. . . . .	286,190
Student activities . . . . .	340,676
Food service operations. . . . .	251,504
Unrestricted (deficit) . . . . .	(16,741,392)
Total net position. . . . .	<u>\$ 15,767,195</u>

SEE ACCOMPANYING NOTES TO THE BASIC FINANCIAL STATEMENTS

**INDIAN HILL EXEMPTED VILLAGE SCHOOL DISTRICT  
HAMILTON COUNTY, OHIO**

STATEMENT OF ACTIVITIES  
FOR THE FISCAL YEAR ENDED JUNE 30, 2018

	Expenses	Program Revenues		Net (Expense) Revenue and Changes in Net Position Governmental Activities
		Charges for Services and Sales	Operating Grants and Contributions	
<b>Governmental activities:</b>				
Instruction:				
Regular . . . . .	\$ 6,529,600	\$ 169,217	\$ 4,548	\$ (6,355,835)
Special . . . . .	2,003,230	30,690	495,896	(1,476,644)
Vocational . . . . .	10,971	-	16	(10,955)
Other . . . . .	294,495	-	143,359	(151,136)
Support services:				
Pupil . . . . .	1,514,711	-	77,296	(1,437,415)
Instructional staff . . . . .	1,429,607	-	54,621	(1,374,986)
Board of education . . . . .	15,084	-	-	(15,084)
Administration . . . . .	1,537,873	-	-	(1,537,873)
Fiscal . . . . .	831,535	-	-	(831,535)
Business . . . . .	17,880	-	-	(17,880)
Operations and maintenance . . . . .	2,629,527	16,240	-	(2,613,287)
Pupil transportation . . . . .	1,144,763	-	-	(1,144,763)
Central . . . . .	34,980	-	-	(34,980)
Operation of non-instructional services:				
Food service operations . . . . .	812,937	637,261	59,766	(115,910)
Other non-instructional services . . . . .	760,293	-	815,460	55,167
Extracurricular activities . . . . .	865,152	523,935	-	(341,217)
Interest and fiscal charges . . . . .	618,554	-	-	(618,554)
<b>Total governmental activities . . . . .</b>	<b>\$ 21,051,192</b>	<b>\$ 1,377,343</b>	<b>\$ 1,650,962</b>	<b>(18,022,887)</b>

**General revenues:**

Property taxes levied for:	
General purposes . . . . .	25,552,173
Debt service . . . . .	3,687,911
Payments in lieu of taxes . . . . .	4,715,154
Grants and entitlements not restricted	
to specific programs . . . . .	5,039,931
Investment earnings . . . . .	141,301
(Decrease) in fair value of investments . . . . .	(95,296)
Miscellaneous . . . . .	319,683
<b>Total general revenues . . . . .</b>	<b>39,360,857</b>
Change in net position . . . . .	21,337,970
<b>Net position (deficit) at beginning of year (restated)</b>	<b>(5,570,775)</b>
<b>Net position at end of year . . . . .</b>	<b>\$ 15,767,195</b>

SEE ACCOMPANYING NOTES TO THE BASIC FINANCIAL STATEMENTS



**INDIAN HILL EXEMPTED VILLAGE SCHOOL DISTRICT  
HAMILTON COUNTY, OHIO**

BALANCE SHEET  
GOVERNMENTAL FUNDS  
FOR THE FISCAL YEAR ENDED JUNE 30, 2018

	<u>General</u>	<u>Nonmajor Governmental Funds</u>	<u>Total Governmental Funds</u>
<b>Assets:</b>			
Equity in pooled cash and investments . . . . .	\$ 21,665,720	\$ 4,067,104	\$ 25,732,824
Receivables:			
Property taxes . . . . .	22,951,331	1,519,978	24,471,309
Payment in lieu of taxes . . . . .	5,010,932	-	5,010,932
Accounts . . . . .	3,180	10,694	13,874
Accrued interest . . . . .	63,519	-	63,519
Interfund loans . . . . .	32,500	-	32,500
Intergovernmental . . . . .	371,392	84,143	455,535
Prepayments . . . . .	64,348	-	64,348
Total assets . . . . .	<u>\$ 50,162,922</u>	<u>\$ 5,681,919</u>	<u>\$ 55,844,841</u>
<b>Liabilities:</b>			
Accounts payable . . . . .	\$ 150,204	\$ 45,135	\$ 195,339
Contracts payable . . . . .	60,000	-	60,000
Accrued wages and benefits payable . . . . .	2,855,607	48,496	2,904,103
Compensated absences payable . . . . .	126,334	-	126,334
Pension and postemployment benefits payable . . . . .	430,129	17,991	448,120
Intergovernmental payable . . . . .	60,981	627	61,608
Interfund loans payable . . . . .	-	32,500	32,500
Matured bonds payable . . . . .	28,492	-	28,492
Total liabilities . . . . .	<u>3,711,747</u>	<u>144,749</u>	<u>3,856,496</u>
<b>Deferred inflows of resources:</b>			
Property taxes levied for the next fiscal year . . . . .	14,616,586	320,000	14,936,586
Payment in lieu of taxes levied for the next fiscal year . . . . .	5,010,932	-	5,010,932
Delinquent property tax revenue not available . . . . .	964,745	119,978	1,084,723
Interest revenue not available . . . . .	31,315	-	31,315
Intergovernmental revenue not available . . . . .	-	79,266	79,266
Total deferred inflows of resources . . . . .	<u>20,623,578</u>	<u>519,244</u>	<u>21,142,822</u>
<b>Fund balances:</b>			
Nonspendable:			
Prepays . . . . .	64,348	-	64,348
Restricted:			
Debt service . . . . .	-	4,212,645	4,212,645
Food service operations . . . . .	-	251,504	251,504
Non-public schools . . . . .	-	286,190	286,190
Extracurricular . . . . .	-	340,676	340,676
Other purposes . . . . .	-	134	134
Assigned:			
Student instruction . . . . .	47,349	-	47,349
Student and staff support . . . . .	159,320	-	159,320
Extracurricular activities . . . . .	219	-	219
Facilities acquisition and construction . . . . .	714,220	-	714,220
Operation of non instructional . . . . .	82	-	82
Subsequent year's appropriations . . . . .	3,353,332	-	3,353,332
Other purposes . . . . .	18,744	-	18,744
Unassigned (deficit) . . . . .	21,469,983	(73,223)	21,396,760
Total fund balances . . . . .	<u>25,827,597</u>	<u>5,017,926</u>	<u>30,845,523</u>
Total liabilities, deferred inflows and fund balances . . . . .	<u>\$ 50,162,922</u>	<u>\$ 5,681,919</u>	<u>\$ 55,844,841</u>

SEE ACCOMPANYING NOTES TO THE BASIC FINANCIAL STATEMENTS

**INDIAN HILL EXEMPTED VILLAGE SCHOOL DISTRICT  
HAMILTON COUNTY, OHIO**

RECONCILIATION OF TOTAL GOVERNMENTAL FUND BALANCES TO  
NET POSITION OF GOVERNMENTAL ACTIVITIES  
FOR THE FISCAL YEAR ENDED JUNE 30, 2018

<b>Total governmental fund balances</b>		\$	30,845,523
<i>Amounts reported for governmental activities on the statement of net position are different because:</i>			
Capital assets used in governmental activities are not financial resources and therefore are not reported in the funds.			45,445,234
Other long-term assets are not available to pay for current-period expenditures and therefore are deferred inflows in the funds.			
Property taxes receivable	\$	1,084,723	
Accrued interest receivable		31,315	
Intergovernmental receivable		79,266	
Total			1,195,304
Unamortized premiums on bonds issued are not recognized in the funds.			(1,383,100)
Unamortized amounts on refundings are not recognized in the funds.			425,718
Accrued interest payable is not due and payable in the current period and therefore is not reported in the funds.			(53,964)
The net pension liability is not due and payable in the current period; therefore, the liability and related deferred inflows/outflows are not reported in governmental funds.			
Deferred outflows of resources - pension		14,745,716	
Deferred inflows of resources - pension		(3,052,831)	
Net pension liability		(43,173,893)	
Total			(31,481,008)
The net OPEB liability is not due and payable in the current period; therefore, the liability and related deferred inflows/outflows are not reported in governmental funds.			
Deferred outflows of resources - OPEB		421,872	
Deferred inflows of resources - OPEB		(1,269,615)	
Net OPEB liability		(9,685,284)	
Total			(10,533,027)
Long-term liabilities, including bonds payable, are not due and payable in the current period and therefore are not reported in the funds.			
General obligation bonds		(16,735,000)	
Lease-purchase agreements		(370,426)	
Compensated absences		(1,588,059)	
Total			(18,693,485)
<b>Net position of governmental activities</b>		<b>\$</b>	<b><u>15,767,195</u></b>

SEE ACCOMPANYING NOTES TO THE BASIC FINANCIAL STATEMENTS

**INDIAN HILL EXEMPTED VILLAGE SCHOOL DISTRICT  
HAMILTON COUNTY, OHIO**

STATEMENT OF REVENUES, EXPENDITURES AND CHANGES IN FUND BALANCES  
GOVERNMENTAL FUNDS  
FOR THE FISCAL YEAR ENDED JUNE 30, 2018

	<u>General</u>	<u>Nonmajor Governmental Funds</u>	<u>Total Governmental Funds</u>
<b>Revenues:</b>			
From local sources:			
Property taxes . . . . .	\$ 25,454,624	\$ 3,672,356	\$ 29,126,980
Payment in lieu of taxes . . . . .	4,715,154	-	4,715,154
Tuition . . . . .	199,907	-	199,907
Earnings on investments . . . . .	137,463	9,700	147,163
Charges for services . . . . .	-	637,261	637,261
Extracurricular . . . . .	15,936	507,999	523,935
Rental income . . . . .	17,380	-	17,380
Other local revenues . . . . .	319,683	-	319,683
Intergovernmental - state . . . . .	4,692,705	1,143,646	5,836,351
Intergovernmental - federal . . . . .	-	765,576	765,576
(Decrease) in fair value of investments . . . . .	(95,296)	-	(95,296)
Total revenues . . . . .	<u>35,457,556</u>	<u>6,736,538</u>	<u>42,194,094</u>
<b>Expenditures:</b>			
Current:			
Instruction:			
Regular . . . . .	15,022,109	4,600	15,026,709
Special . . . . .	3,410,111	380,507	3,790,618
Other . . . . .	456,010	164,862	620,872
Support services:			
Pupil . . . . .	2,822,947	72,000	2,894,947
Instructional staff . . . . .	2,031,684	56,369	2,088,053
Board of education . . . . .	21,011	-	21,011
Administration . . . . .	2,804,220	-	2,804,220
Fiscal . . . . .	954,792	51,911	1,006,703
Business . . . . .	17,880	-	17,880
Operations and maintenance . . . . .	3,216,295	-	3,216,295
Pupil transportation . . . . .	1,850,208	-	1,850,208
Central . . . . .	89,879	-	89,879
Operation of non-instructional services:			
Food service operations . . . . .	-	671,136	671,136
Other non-instructional services . . . . .	43,732	749,398	793,130
Extracurricular activities . . . . .	794,444	414,599	1,209,043
Facilities acquisition and construction . . . . .	2,045,603	-	2,045,603
Capital outlay . . . . .	468,590	-	468,590
Debt service:			
Principal retirement . . . . .	98,164	2,905,000	3,003,164
Interest and fiscal charges . . . . .	1,135	687,713	688,848
Total expenditures . . . . .	<u>36,148,814</u>	<u>6,158,095</u>	<u>42,306,909</u>
Excess of revenues over (under) expenditures . . . . .	<u>(691,258)</u>	<u>578,443</u>	<u>(112,815)</u>
<b>Other financing sources:</b>			
Sale of capital assets . . . . .	9,700	-	9,700
Lease-purchase transaction . . . . .	468,590	-	468,590
Total other financing sources . . . . .	<u>478,290</u>	<u>-</u>	<u>478,290</u>
Net change in fund balances . . . . .	(212,968)	578,443	365,475
<b>Fund balances at beginning of year . . . . .</b>	<u>26,040,565</u>	<u>4,439,483</u>	<u>30,480,048</u>
<b>Fund balances at end of year . . . . .</b>	<u>\$ 25,827,597</u>	<u>\$ 5,017,926</u>	<u>\$ 30,845,523</u>

SEE ACCOMPANYING NOTES TO THE BASIC FINANCIAL STATEMENTS

**INDIAN HILL EXEMPTED VILLAGE SCHOOL DISTRICT  
HAMILTON COUNTY, OHIO**

RECONCILIATION OF THE STATEMENT OF REVENUES, EXPENDITURES  
AND CHANGES IN FUND BALANCES OF GOVERNMENTAL FUNDS  
TO THE STATEMENT OF ACTIVITIES  
FOR THE FISCAL YEAR ENDED JUNE 30, 2018

<b>Net change in fund balances - total governmental funds</b>	\$	365,475
<i>Amounts reported for governmental activities in the statement of activities are different because:</i>		
Governmental funds report capital outlays as expenditures. However, in the statement of activities, the cost of those assets is allocated over their estimated useful lives as depreciation expense.		
Capital asset additions	\$ 2,810,747	
Current year depreciation	<u>(2,170,562)</u>	
Total		640,185
The net effect of various miscellaneous transactions involving capital assets (i.e., sales, disposals, trade-ins, and donations) is to decrease net position.		
		(9,700)
Revenues in the statement of activities that do not provide current financial resources are not reported as revenues in the governmental funds.		
Property taxes	113,104	
Earnings on investments	3,838	
Rental income	(1,140)	
Intergovernmental	<u>79,266</u>	
Total		195,068
Repayment of bond and lease-purchase principal is an expenditure in the governmental funds, but the repayment reduces long-term liabilities on the statement of net position. Principal payments during the year were:		
Bonds	2,905,000	
Lease-purchase obligations	<u>98,164</u>	
Total		3,003,164
Issuances of lease-purchase agreements are recorded as other financing sources in the funds; however, in the statement of activities, they are not reported as revenue as they increase liabilities on the statement of net position.		
		(468,590)
In the statement of activities, interest is accrued on outstanding bonds, whereas in governmental funds, an interest expenditure is reported when due:		
Decrease in accrued interest payable	3,438	
Amortization of bond premiums	245,734	
Amortization of deferred charges	<u>(178,878)</u>	
Total		70,294
Contractually required pension contributions are reported as expenditures in governmental funds; however, the statement of activities reports these amounts as deferred outflows.		
		2,957,268
Except for amounts reported as deferred inflows/outflows, changes in the net pension liability are reported as pension expense in the statement of activities.		
		13,002,134
Contractually required OPEB contributions are reported as expenditures in governmental funds; however, the statement of activities reports these amounts as deferred outflows.		
		96,979
Except for amounts reported as deferred inflows/outflows, changes in the net OPEB liability are reported as OPEB expense in the statement of activities.		
		1,527,625
Some expenses reported in the statement of activities, such as compensated absences, do not require the use of current financial resources and therefore are not reported as expenditures in governmental funds.		
		<u>(41,932)</u>
<b>Change in net position of governmental activities</b>	<b>\$</b>	<b><u>21,337,970</u></b>

SEE ACCOMPANYING NOTES TO THE BASIC FINANCIAL STATEMENTS

**INDIAN HILL EXEMPTED VILLAGE SCHOOL DISTRICT  
HAMILTON COUNTY, OHIO**

STATEMENT OF REVENUES, EXPENDITURES AND CHANGES IN  
FUND BALANCE - BUDGET AND ACTUAL (NON-GAAP BUDGETARY BASIS)  
GENERAL FUND  
FOR THE FISCAL YEAR ENDED JUNE 30, 2018

	<u>Budgeted Amounts</u>			<b>Variance with Final Budget Positive (Negative)</b>
	<u>Original</u>	<u>Final</u>	<u>Actual</u>	
<b>Revenues:</b>				
From local sources:				
Property taxes . . . . .	\$ 24,645,495	\$ 27,888,030	\$ 27,934,624	\$ 46,594
Payment in lieu of taxes. . . . .	4,159,974	4,707,134	4,715,154	8,020
Tuition. . . . .	176,369	200,867	199,907	(960)
Earnings on investments . . . . .	123,012	164,767	139,429	(25,338)
Rental income . . . . .	12,528	14,176	14,200	24
Other local revenues . . . . .	17,691	19,967	20,052	85
Intergovernmental - state . . . . .	4,165,924	4,718,166	4,721,898	3,732
Total revenues . . . . .	<u>33,300,993</u>	<u>37,713,107</u>	<u>37,745,264</u>	<u>32,157</u>
<b>Expenditures:</b>				
Current:				
Instruction:				
Regular . . . . .	16,108,124	16,108,124	14,621,599	1,486,525
Special. . . . .	3,500,725	3,500,725	3,438,794	61,931
Other. . . . .	487,006	487,006	452,876	34,130
Support services:				
Pupil. . . . .	3,189,385	3,189,385	2,784,380	405,005
Instructional staff . . . . .	2,385,721	2,385,721	2,096,892	288,829
Board of education . . . . .	24,725	24,725	21,018	3,707
Administration. . . . .	2,904,712	2,904,712	2,813,236	91,476
Fiscal . . . . .	797,185	797,185	825,936	(28,751)
Business . . . . .	84,200	84,200	19,197	65,003
Operations and maintenance. . . . .	3,620,040	3,620,040	3,379,193	240,847
Pupil transportation . . . . .	1,883,385	1,883,385	1,943,728	(60,343)
Central. . . . .	85,679	85,679	102,878	(17,199)
Operation of non-instructional services:				
Other non-instructional services . . . . .	43,027	43,027	43,880	(853)
Extracurricular activities. . . . .	932,470	932,470	807,354	125,116
Facilities acquisition and construction . . . . .	3,619,158	3,619,158	3,206,463	412,695
Total expenditures . . . . .	<u>39,665,542</u>	<u>39,665,542</u>	<u>36,557,424</u>	<u>3,108,118</u>
Excess of revenues over (under) expenditures. . . . .	<u>(6,364,549)</u>	<u>(1,952,435)</u>	<u>1,187,840</u>	<u>3,140,275</u>
<b>Other financing sources (uses):</b>				
Advances in. . . . .	-	2,826	2,826	-
Advances (out) . . . . .	-	-	(32,500)	(32,500)
Sale of capital assets . . . . .	-	18,000	17,947	(53)
Total other financing sources (uses). . . . .	<u>-</u>	<u>20,826</u>	<u>(11,727)</u>	<u>(32,553)</u>
Net change in fund balance . . . . .	(6,364,549)	(1,931,609)	1,176,113	3,107,722
<b>Fund balance at beginning of year . . . . .</b>	<b>16,938,430</b>	<b>16,938,430</b>	<b>16,938,430</b>	<b>-</b>
<b>Prior year encumbrances appropriated . . . . .</b>	<b>2,665,542</b>	<b>2,665,542</b>	<b>2,665,542</b>	<b>-</b>
<b>Fund balance at end of year . . . . .</b>	<b><u>\$ 13,239,423</u></b>	<b><u>\$ 17,672,363</u></b>	<b><u>\$ 20,780,085</u></b>	<b><u>\$ 3,107,722</u></b>

SEE ACCOMPANYING NOTES TO THE BASIC FINANCIAL STATEMENTS

**INDIAN HILL EXEMPTED VILLAGE SCHOOL DISTRICT  
HAMILTON COUNTY, OHIO**

STATEMENT OF ASSETS AND LIABILITIES  
AGENCY FUND  
FOR THE FISCAL YEAR ENDED JUNE 30, 2018

		<u>Agency</u>
<b>Assets:</b>		
Equity in pooled cash and investments . . . .	\$	56,205
Receivables:		
Accounts . . . . .		<u>35</u>
Total assets . . . . .	\$	<u><u>56,240</u></u>
<b>Liabilities:</b>		
Due to students. . . . .	\$	<u><u>56,240</u></u>

SEE ACCOMPANYING NOTES TO THE BASIC FINANCIAL STATEMENTS

**INDIAN HILL EXEMPTED VILLAGE SCHOOL DISTRICT  
HAMILTON COUNTY, OHIO**

**NOTES TO THE BASIC FINANCIAL STATEMENTS  
FOR THE FISCAL YEAR ENDED JUNE 30, 2018**

**NOTE 1 - DESCRIPTION OF THE SCHOOL DISTRICT**

The Indian Hill Exempted Village School District (the “District”) is located in Hamilton County, including all of the Village of Indian Hill, Ohio, and portions of surrounding townships. The District serves an area of approximately 23 square miles.

The District was established in 1936 through the consolidation of existing land areas and school districts. The District is organized under Sections 2 and 3, Article VI of the Constitution of the State of Ohio. Under such laws, there is no authority for a school district to have a charter or adopt local laws. The legislative power of the school district is vested in the Board of Education, consisting of five members elected at large for staggered four year terms.

The District was originally chartered by the Ohio State Legislature. In 1853, State laws were enacted to create local Boards of Education. Today, the District operates under current standards prescribed by the Ohio State Board of Education as provided in division (D) of Section 3301.07 and Section 119.09 of the Ohio Revised Code.

The District operates under a locally elected five-member Board form of government and provides educational services as mandated by State and/or federal agencies. This Board controls the District’s instructional and support facilities staffed by 194 certified teaching and administrative personnel and 101 classified personnel to provide services to 2,041 students and other community members.

**NOTE 2 - SUMMARY OF SIGNIFICANT ACCOUNTING POLICIES**

The basic financial statements of the District have been prepared in conformity with accounting principles generally accepted in the United States of America (GAAP) as applied to governmental units. The Governmental Accounting Standards Board (GASB) is the accepted standard-setting body for establishing governmental accounting and financial reporting principles. The District’s significant accounting policies are described below.

**A. Reporting Entity**

The reporting entity has been defined in accordance with GASB Statement No. 14, “The Financial Reporting Entity” as amended by GASB Statement No. 39, “Determining Whether Certain Organizations Are Component Units” and GASB Statement No. 61, “The Financial Reporting Entity: Omnibus an amendment of GASB Statements No. 14 and No. 34”. The reporting entity is composed of the primary government and component units. The primary government consists of all funds, departments, boards and agencies that are not legally separate from the District. For the District, this includes general operations, food service, and student related activities of the District.

**INDIAN HILL EXEMPTED VILLAGE SCHOOL DISTRICT  
HAMILTON COUNTY, OHIO**

NOTES TO THE BASIC FINANCIAL STATEMENTS  
FOR THE FISCAL YEAR ENDED JUNE 30, 2018

**NOTE 2 - SUMMARY OF SIGNIFICANT ACCOUNTING POLICIES - (Continued)**

Component units are legally separate organizations for which the District is financially accountable. The District is financially accountable for an organization if the District appoints a voting majority of the organization's Governing Board and (1) the District is able to significantly influence the programs or services performed or provided by the organization; or (2) the District is legally entitled to or can otherwise access the organization's resources; or (3) the District is legally obligated or has otherwise assumed the responsibility to finance the deficits of, or provide financial support to, the organization; or (4) the District is obligated for the debt of the organization. Component units may also include organizations that are fiscally dependent on the District in that the District approves the budget, the issuance of debt or the levying of taxes. Certain organizations are also included as component units if the nature and significance of the relationship between the primary government and the organization is such that exclusion by the primary government would render the primary government's financial statements incomplete or misleading. Based upon the application of these criteria, the District has no component units. The basic financial statements of the reporting entity include only those of the District (the primary government).

*JOINTLY GOVERNED ORGANIZATION*

Hamilton/Clermont Cooperative Association

The District is a participant in the Hamilton/Clermont Cooperative Association (HCCA) which is a computer consortium. HCCA is an association of 31 public school districts within the boundaries of Hamilton and Clermont Counties. The organization was formed for the purpose of applying modern technology (with the aid of computers and other electronic equipment) to administrative and instructional functions among member school districts. The Governing Board of HCCA consists of the superintendents and/or treasurers of the participating districts. HCCA is not accumulating significant financial resources nor is it experiencing fiscal stress that may cause an additional financial benefit to or burden on members in the future. Financial information can be obtained from the HCCA Board of Education, Tom Collins, Director, at 7615 Harrison Avenue, Cincinnati, Ohio 45231-3107.

*PUBLIC ENTITY RISK POOL*

Southwest Ohio Organization of School Health

In prior fiscal years the District joined together with Lebanon City School District, Milford Exempted Village School District, Northwest Local School District, Southwest Local School District, Winton Woods City School District and Forest Hills Local School District and West Clermont Local School District (collectively, the "Members") to establish a regional council of governments, organized under Chapter 167 of the Ohio Revised Code, known as the Southwest Ohio Organization of School Health (SWOOSH). The purpose of the SWOOSH is to maximize benefits and/or reduce costs of medical, prescription drugs, vision, dental, life and/or other group insurance coverage for the Members' employees and the eligible dependents and designated beneficiaries of such employees.



**INDIAN HILL EXEMPTED VILLAGE SCHOOL DISTRICT  
HAMILTON COUNTY, OHIO**

NOTES TO THE BASIC FINANCIAL STATEMENTS  
FOR THE FISCAL YEAR ENDED JUNE 30, 2018

**NOTE 2 - SUMMARY OF SIGNIFICANT ACCOUNTING POLICIES - (Continued)**

The SWOOSH is governed by a Board of Directors (Board). Each Member is represented on the Board by its superintendent or his/her designee. In addition, any Member that exceeds five hundred total employees enrolled in a policy shall appoint a second representative to the Board. No Member may have more than two voting representatives. The fiscal agent for SWOOSH is the Hamilton County Educational Service Center (HCESC). Beginning July 1, 2016, the Treasurer of the Milford Exempted Village School District serves as the Treasurer of SWOOSH. The Board approves all benefit programs to be offered by or through the SWOOSH and all policies and contracts to be accepted or entered into by the SWOOSH. The Board also sets or determines all premium and other amounts to be paid by Members. The Board also has the authority to waive premiums and other payments.

Members assume no liability beyond the payment of any dues, fees, or cooperative costs assessed by the SWOOSH and any contractual obligations for agreements entered into between the Member and the SWOOSH. Members do not assume liability for the debts of the SWOOSH and any Member withdrawing from the SWOOSH forfeits any claim to the cooperative's assets. No Member may withdraw during the first two years after joining the SWOOSH. After the first two years of membership, a Member may withdraw at the end of any fiscal year by providing written notice of its intent to withdraw to the Board by March 1 of such fiscal year. Upon withdrawal from the SWOOSH, a school district may not become a Member again for two years and until it has fully complied with the criteria and procedures for membership established by the Board. Financial information for the SWOOSH can be obtained from Debbie Caudle, Treasurer of the Milford Exempted Village School District at 777 Garfield Avenue, Milford, OH 45150.

In January 2017, SWOOSH offered health insurance through Anthem Blue Cross Blue Shield on a self-insured basis. Each SWOOSH member district retains its own plan, but the self-funding is an aggregate of the estimated claims and reserve build. All other insurance benefit offerings remain on a fully insured basis.

**B. Fund Accounting**

The District uses funds to maintain its financial records during the year. A fund is defined as a fiscal and accounting entity with a self-balancing set of accounts. There are three categories of funds: governmental, proprietary and fiduciary.

*GOVERNMENTAL FUNDS*

Governmental funds are those through which most governmental functions typically are financed. Governmental fund reporting focuses on the sources, uses and balances of current financial resources. Expendable assets are assigned to the various governmental funds according to the purposes for which they may or must be used. Current liabilities and deferred inflows of resources are assigned to the fund from which they will be paid. The difference between governmental fund assets and deferred outflows of resources and liabilities and deferred inflows of resources is reported as fund balance. The following is the District's major governmental fund:

General fund - The general fund is used to account for and report all financial resources not accounted for and reported in another fund. The general fund balance is available for any purpose provided it is expended or transferred according to the general laws of Ohio.

**INDIAN HILL EXEMPTED VILLAGE SCHOOL DISTRICT  
HAMILTON COUNTY, OHIO**

NOTES TO THE BASIC FINANCIAL STATEMENTS  
FOR THE FISCAL YEAR ENDED JUNE 30, 2018

**NOTE 2 - SUMMARY OF SIGNIFICANT ACCOUNTING POLICIES - (Continued)**

Other governmental funds of the District are used to account for (a) financial resources that are restricted, committed or assigned to expenditure for principal and interest, and (b) specific revenue sources that are restricted or committed to an expenditure for specified purposes other than debt service.

*PROPRIETARY FUNDS*

Proprietary funds are used to account for the District's ongoing activities which are similar to those often found in the private sector. The District has no proprietary funds.

*FIDUCIARY FUNDS*

Fiduciary fund reporting focuses on net position and changes in net position. The fiduciary fund category is split into four classifications: pension trust funds, investment trust funds, private-purpose trust funds and agency funds. Agency funds are custodial in nature (assets equal liabilities) and do not involve measurement of results of operations. The District's agency fund accounts for student activities.

**C. Basis of Presentation and Measurement Focus**

Government-wide Financial Statements - The statement of net position and the statement of activities display information about the District as a whole. These statements include the financial activities of the primary government, except for fiduciary funds.

The government-wide statement of activities presents a comparison between direct expenses and program revenues for each function or program of the governmental activities of the District. Direct expenses are those that are specifically associated with a service, program or department and therefore clearly identifiable to a particular function. Program revenues include amounts paid by the recipient of goods or services offered by the program and grants and contributions that are restricted to meeting the operational or capital requirements of a particular program. Revenues not classified as program revenues are presented as general revenues of the District.

The government-wide financial statements are prepared using the economic resources measurement focus. All assets and deferred outflows of resources and all liabilities and deferred inflows of resources associated with the operation of the District are included on the statement of net position.

Fund Financial Statements - Fund financial statements report detailed information about the District. The focus of governmental fund financial statements is on major funds rather than reporting funds by type. Each major fund is presented in a separate column, and all nonmajor funds are aggregated into one column. Fiduciary funds are reported by fund type.

All governmental funds are accounted for using a flow of current financial resources measurement focus. With this measurement focus, only current assets and deferred outflows of resources and current liabilities and deferred inflows of resources generally are included on the balance sheet. The statement of revenues, expenditures and changes in fund balances reports on the sources (i.e., revenues and other financing sources) and uses (i.e., expenditures and other financing uses) of current financial resources. This approach differs from the manner in which the governmental activities of the government-wide financial statements are prepared. Governmental fund financial statements therefore include reconciliations with brief explanations to better identify the relationship between the government-wide statements and the statements for governmental funds.

**INDIAN HILL EXEMPTED VILLAGE SCHOOL DISTRICT  
HAMILTON COUNTY, OHIO**

NOTES TO THE BASIC FINANCIAL STATEMENTS  
FOR THE FISCAL YEAR ENDED JUNE 30, 2018

**NOTE 2 - SUMMARY OF SIGNIFICANT ACCOUNTING POLICIES - (Continued)**

Agency funds do not report a measurement focus as they do not report operations.

**D. Basis of Accounting**

Basis of accounting determines when transactions are recorded in the financial records and reported on the financial statements. Government-wide financial statements are prepared using the accrual basis of accounting. Governmental funds use the modified accrual basis of accounting. Agency funds also use the accrual basis of accounting.

*Revenues - Exchange and Nonexchange Transactions* - Revenue resulting from exchange transactions, in which each party gives and receives essentially equal value, are recorded on the accrual basis when the exchange takes place. On a modified accrual basis, revenue is recorded in the fiscal year in which the resources are measurable and become available. Available means that the resources will be collected within the current fiscal year or are expected to be collected soon enough thereafter to be used to pay liabilities of the current fiscal year. For the District, available means expected to be received within sixty days of fiscal year end.

Nonexchange transactions, in which the District receives value without directly giving equal value in return, include property taxes, grants, entitlements and donations. On an accrual basis, revenue from property taxes is recognized in the fiscal year for which the taxes are levied (See Note 5). Revenue from grants, entitlements and donations is recognized in the fiscal year in which all eligibility requirements have been satisfied. Eligibility requirements include timing requirements, which specify the year when the resources are required to be used or the fiscal year when use is first permitted, matching requirements, in which the District must provide local resources to be used for a specified purpose, and expenditure requirements, in which the resources are provided to the District on a reimbursement basis. On a modified accrual basis, revenue from nonexchange transactions must also be available before it can be recognized.

Under the modified accrual basis, the following revenue sources are considered to be both measurable and available at fiscal year end: property taxes available as an advance, interest, tuition, grants, student fees and rentals.

*Deferred Outflows of Resources and Deferred Inflows of Resources* - In addition to assets, the government-wide statement of net position will report a separate section for deferred outflows of resources. Deferred outflows of resources, represents a consumption of net position that applies to a future period and will not be recognized as an outflow of resources (expense/expenditure) until then. For the District, See Note 13 and 14 for deferred outflows of resources related the District's net pension liability and net OPEB liability, respectively. In addition, deferred outflows of resources include a deferred charge on debt refunding. A deferred charge on refunding results from the difference in the carrying value of refunded debt and its reacquisition price. This amount is deferred and amortized over the shorter of the life of the refunded or refunding debt.

**INDIAN HILL EXEMPTED VILLAGE SCHOOL DISTRICT  
HAMILTON COUNTY, OHIO**

NOTES TO THE BASIC FINANCIAL STATEMENTS  
FOR THE FISCAL YEAR ENDED JUNE 30, 2018

**NOTE 2 - SUMMARY OF SIGNIFICANT ACCOUNTING POLICIES - (Continued)**

In addition to liabilities, both the government-wide statement of net position and the governmental fund financial statements report a separate section for deferred inflows of resources. Deferred inflows of resources represent an acquisition of net position that applies to a future period and will not be recognized as an inflow of resources (revenue) until that time. For the District, deferred inflows of resources include property taxes, payments in lieu of taxes and unavailable revenue. Property taxes and payments in lieu of taxes represent amounts for which there is an enforceable legal claim as of June 30, 2018, but which were levied to finance fiscal year 2019 operations. These amounts have been recorded as a deferred inflow of resources on both the government-wide statement of net position and the governmental fund financial statements. Unavailable revenue is reported only on the governmental funds balance sheet, and represents receivables which will not be collected within the available period. For the District unavailable revenue includes, but is not limited to, delinquent property taxes and intergovernmental grants. These amounts are deferred and recognized as an inflow of resources in the period the amounts become available.

See Note 13 and 14 for deferred inflows of resources related to the District's net pension liability and net OPEB liability, respectively. This deferred inflow of resources is only reported on the government-wide statement of net position.

*Expenses/Expenditures* - On the accrual basis of accounting, expenses are recognized at the time they are incurred. The entitlement value of donated commodities received during the year is reported in the fund financial statements as an expenditure with a like amount reported as intergovernmental revenue. Unused donated commodities are reported as intergovernmental revenue.

The measurement focus of governmental fund accounting is on decreases in net financial resources (expenditures) rather than expenses. Expenditures are generally recognized in the accounting period in which the related fund liability is incurred, if measurable. Allocations of cost, such as depreciation and amortization, are not recognized in governmental funds.

**E. Budgets**

The budgetary process is prescribed by provisions of the Ohio Revised Code and entails the preparation of budgetary documents within an established timetable. The major documents prepared are the tax budget, the certificate of estimated resources, and the appropriation resolution, all of which are prepared on the budgetary basis of accounting. The certificate of estimated resources and the appropriations resolution are subject to amendment throughout the year with the legal restriction that appropriations cannot exceed estimated resources, as certified. All funds, other than agency funds, are legally required to be budgeted and appropriated. The legal level of budgetary control has been established at the fund level for all funds. Any budgetary modifications at this level may only be made by resolution of the Board of Education. Although the legal level of budgetary control was established at the fund level of expenditures, the District has elected to present the general fund's budgetary statement comparison at the fund and function level of expenditures.

**INDIAN HILL EXEMPTED VILLAGE SCHOOL DISTRICT  
HAMILTON COUNTY, OHIO**

NOTES TO THE BASIC FINANCIAL STATEMENTS  
FOR THE FISCAL YEAR ENDED JUNE 30, 2018

**NOTE 2 - SUMMARY OF SIGNIFICANT ACCOUNTING POLICIES - (Continued)**

Tax Budget:

Prior to January 15, the Superintendent and Treasurer submit to the Board of Education a proposed operating budget for the fiscal year commencing the following July 1. The budget includes proposed expenditures and the means of financing for all funds. Public hearings are publicized and conducted to obtain taxpayers' comments. The purpose of this budget document is to reflect the need for existing (or increased) tax rates. By no later than January 20, the Board-adopted budget is filed with Hamilton County Budget Commission for rate determination.

Estimated Resources:

By April 1, the Board of Education accepts, by formal resolution, the tax rates as determined by the Budget Commission and receives the Commission's certificate of estimated resources, which states the projected revenue of each fund. Prior to July 1, the District must revise its budget so that total contemplated expenditures from any fund during the ensuing year will not exceed the amount stated in the certificate of estimated resources. The revised budget then serves as the basis for the appropriation measure. On or about July 1, the certificate is amended to include any unencumbered cash balances from the preceding year. The certificate may be further amended during the year if projected increases or decreases in revenue are identified by the District Treasurer. The amounts reported in the budgetary statements reflect the amounts from the certificate of amended resources that was in effect at the time the final appropriations were passed by the Board of Education.

Appropriations:

Upon receipt from the County Auditor of an amended certificate of estimated resources based on final assessed values and tax rates or a certificate saying no new certificate is necessary, the annual appropriation resolution is enacted by the Board of Education. Prior to the passage of the annual appropriation measure, the Board may pass a temporary appropriation measure to meet the ordinary expenses of the District. The appropriation resolution, at the fund level for all funds, must be within the estimated resources as certified by the County Budget Commission and the total of expenditures may not exceed the appropriation totals at any level of control. Any revisions that alter the level of budgetary control must be approved by the Board of Education.

The Board may pass supplemental fund appropriations so long as the total appropriations by fund do not exceed the amounts set forth in the most recent certificate of estimated resources. During the year, all supplemental appropriations were legally enacted.

The appropriation resolution is subject to amendment by the Board throughout the year with the restriction that appropriations may not exceed estimated revenues. The amounts reported as the original budget amounts reflect the first appropriation for that fund covered the entire fiscal year, including amounts automatically carried over from prior year. The amounts reported as the final budgeted amounts represent the final appropriation amounts passed by the Board during the year.

**INDIAN HILL EXEMPTED VILLAGE SCHOOL DISTRICT  
HAMILTON COUNTY, OHIO**

NOTES TO THE BASIC FINANCIAL STATEMENTS  
FOR THE FISCAL YEAR ENDED JUNE 30, 2018

**NOTE 2 - SUMMARY OF SIGNIFICANT ACCOUNTING POLICIES - (Continued)**

Lapsing of Appropriations:

At the close of each fiscal year, the unencumbered balance of each appropriation reverts to the respective fund from which it was appropriated and becomes subject to future appropriation. Encumbered appropriations are carried forward to the succeeding fiscal year and are not reappropriated.

**F. Cash and Investments**

To improve cash management, cash received by the District is pooled in a central bank account. Monies for all funds are maintained in this pool. Individual fund integrity is maintained through the District's records. Each fund's interest in the pool is presented as "equity in pooled cash and investments" on the basic financial statements.

During fiscal year 2018, investments were limited to Federal Home Loan Bank (FHLB) securities, Federal National Mortgage Association (FNMA) securities, Federal Home Loan Mortgage Corporation (FHLMC) securities, U.S. Treasury notes, U.S. Treasury bills, commercial paper, Federal Home Loan Bank discount note, U.S. Government money market mutual funds, and investment in the State Treasury Asset Reserve of Ohio (STAR Ohio). Except for investments in STAR Ohio, investments are reported at fair value, which is based on quoted market prices.

STAR Ohio is an investment pool managed by the State Treasurer's Office which allows governments within the State to pool their funds for investment purposes. STAR Ohio is not registered with the SEC as an investment company, but has adopted Governmental Accounting Standards Board (GASB), Statement No. 79, "Certain External Investment Pools and Pool Participants." The District measures its investment in STAR Ohio at the net asset value (NAV) per share provided by STAR Ohio. The NAV per share is calculated on an amortized cost basis that provides an NAV per share that approximates fair value.

For fiscal year 2018, there were no limitations or restrictions on any participant withdrawals due to redemption notice periods, liquidity fees, or redemption gates. However, notice must be given 24 hours in advance of all deposits and withdrawals exceeding \$25 million. STAR Ohio reserves the right to limit the transaction to \$100 million, requiring the excess amount to be transacted the following business day(s), but only to the \$100 million limit. All accounts of the participant will be combined for these purposes.

Under existing Ohio statutes all investment earnings are assigned to the general fund unless statutorily required to be credited to a specific fund. The Board of Education has, by resolution, specified the funds to receive an allocation of interest earnings. Interest revenue credited to the general fund during fiscal year 2018 amounted to \$137,463, which includes \$12,391 assigned from other District funds.

For presentation on the basic financial statements, investments of the cash management pool and investments with original maturities of three months or less at the time they are purchased by the District are considered to be cash equivalents. Investments with an initial maturity of more than three months are reported as investments.

An analysis of the District's investment account at fiscal year end is provided in Note 4.

**INDIAN HILL EXEMPTED VILLAGE SCHOOL DISTRICT  
HAMILTON COUNTY, OHIO**

NOTES TO THE BASIC FINANCIAL STATEMENTS  
FOR THE FISCAL YEAR ENDED JUNE 30, 2018

**NOTE 2 - SUMMARY OF SIGNIFICANT ACCOUNTING POLICIES - (Continued)**

**G. Inventory**

On government-wide and fund financial statements, purchased inventories are presented at the lower of cost or market and donated commodities are presented at their entitlement value. Inventories are recorded on a first-in, first-out basis and are expensed when used. Inventories are accounted for using the consumption method.

On the fund financial statements, reported material and supplies inventory is equally offset by nonspendable fund balance in the governmental funds which indicates that it does not constitute available spendable resources even though it is a component of net current assets.

Inventory consists of expendable supplies held for consumption, donated food and purchased food. At June 30, 2018, the District had no material consumable inventory.

**H. Capital Assets**

General capital assets are those assets specifically related to governmental activities. These assets result from expenditures in the governmental funds. These assets are reported in the governmental activities column of the government-wide statement of net position, but are not reported in the fund financial statements.

All capital assets are capitalized at cost (or estimated historical cost) and updated for additions and retirements during the year. Donated capital assets are recorded at their acquisition values as of the date received. The District maintains a capitalization threshold of \$2,500 for its general capital assets. The District does not possess any infrastructure. Improvements are capitalized; the costs of normal maintenance and repairs that do not add to the value of the asset or materially extend an asset's life are not.

All reported capital assets except land and construction in progress are depreciated. Improvements are depreciated over the remaining useful lives of the related capital assets.

Depreciation is computed using the straight-line method over the following useful lives:

<u>Description</u>	<u>Governmental Activities Estimated Lives</u>
Land improvements	20 - 30 years
Buildings and improvements	20 - 40 years
Furniture and equipment	5 - 20 years
Vehicles	5 - 15 years

**I. Compensated Absences**

Compensated absences of the District consist of vacation leave and sick leave liability to the extent that payments to the employee for these absences are attributable to services already rendered and are not contingent on a specific event that is outside the control of the District and the employee.

**INDIAN HILL EXEMPTED VILLAGE SCHOOL DISTRICT  
HAMILTON COUNTY, OHIO**

**NOTES TO THE BASIC FINANCIAL STATEMENTS  
FOR THE FISCAL YEAR ENDED JUNE 30, 2018**

**NOTE 2 - SUMMARY OF SIGNIFICANT ACCOUNTING POLICIES - (Continued)**

In accordance with the provisions of GASB Statement No. 16, “Accounting for Compensated Absences”, a liability for vacation leave is accrued if a) the employees’ rights to payment are attributable to services already rendered; and b) it is probable that the employer will compensate the employees for the benefits through paid time off or other means, such as cash payment at termination or retirement. An accrual for earned sick leave is made to the extent that it is probable that the benefits will result in termination (severance) payments. A liability for sick leave is accrued using the vesting method; i.e., the liability is based on the sick leave accumulated at June 30, 2018, by those employees who are currently eligible to receive termination (severance) payments, as well as those employees expected to become eligible in the future. For purposes of establishing a liability for sick leave on employees expected to become eligible to retire in the future, all employees over the age of fifty with at least ten years of service or any age with at least twenty years of service were considered expected to become eligible to retire in accordance with GASB Statement No. 16.

The total liability for vacation and sick leave payments has been calculated using pay rates in effect at June 30, 2018, and reduced to the maximum payment allowed by labor contract and/or statute, plus any applicable additional salary related payments.

The entire compensated absence liability is reported on the government-wide financial statements.

For governmental fund financial statements, the current portion of unpaid compensated absences is the amount expected to be paid using expendable available resources. These amounts are recorded in the account “compensated absences payable” in the fund from which the employees who have accumulated unpaid leave are paid. The noncurrent portion of the liability is not reported.

**J. Interfund Balances**

On fund financial statements, receivables and payables resulting from short-term interfund loans are classified as “interfund loans receivable/payable”. These amounts are eliminated in the governmental type activities columns of the statement of net position.

**K. Accrued Liabilities and Long-Term Obligations**

All payables, accrued liabilities and long-term obligations are reported in the government-wide financial statements.

In general, governmental fund payables and accrued liabilities that, once incurred, are paid in a timely manner and in full from current financial resources are reported as obligations of the funds. However, compensated absences that will be paid from governmental funds are reported as a liability in the fund financial statements only to the extent that they are due for payment during the current year. Long-term bonds and lease-purchase agreements are recognized as a liability on the fund financial statements when due.

**L. Unamortized Bond Premiums and Discounts/Accounting Gain or Loss**

Bond premiums and discounts are amortized over the term of the bonds using the straight-line method. Bond premiums are presented as an addition to the face amount of the bonds. Bond discounts are presented as a reduction to the face amount of the bonds.



**INDIAN HILL EXEMPTED VILLAGE SCHOOL DISTRICT  
HAMILTON COUNTY, OHIO**

NOTES TO THE BASIC FINANCIAL STATEMENTS  
FOR THE FISCAL YEAR ENDED JUNE 30, 2018

**NOTE 2 - SUMMARY OF SIGNIFICANT ACCOUNTING POLICIES - (Continued)**

For advance refunding resulting in the defeasance of debt, the difference between the reacquisition price and the net carrying amount of the old debt is deferred and amortized as a component of interest expense. This accounting gain or loss is amortized over the remaining life of the old debt or the life of the new debt, whichever is shorter, and is presented as a deferred outflow of resources.

On the governmental fund financial statements, issuance costs, bond premiums, bond discounts, and deferred charges from refunding are recognized in the current period. The reconciliation between the bonds face value and the amount reported on the statement of net position is presented in Note 11.

**M. Fund Balance**

Fund balance is divided into five classifications based primarily on the extent to which the District is bound to observe constraints imposed upon the use of the resources in the governmental funds. The classifications are as follows:

*Nonspendable* - The nonspendable fund balance classification includes amounts that cannot be spent because they are not in spendable form or legally required to be maintained intact. The “not in spendable form” criterion includes items that are not expected to be converted to cash. It also includes the long-term amount of loans receivable.

*Restricted* - Fund balance is reported as restricted when constraints are placed on the use of resources that are either externally imposed by creditors (such as through debt covenants), grantors, contributors, or laws or regulations of other governments, or imposed by law through constitutional provisions or enabling legislation.

*Committed* - The committed fund balance classification includes amounts that can be used only for the specific purposes imposed by a formal action (resolution) of the District Board of Education (the highest level of decision making authority). Those committed amounts cannot be used for any other purpose unless the District Board of Education removes or changes the specified use by taking the same type of action (resolution) it employed to previously commit those amounts. Committed fund balance also incorporates contractual obligations to the extent that existing resources in the fund have been specifically committed for use in satisfying those contractual requirements.

*Assigned* - Amounts in the assigned fund balance classification are intended to be used by the District for specific purposes, but do not meet the criteria to be classified as restricted nor committed. In governmental funds other than the general fund, assigned fund balance represents the remaining amount that is not restricted or committed. In the general fund, assigned amounts represent intended uses established by policies of the District Board of Education, which includes giving the Treasurer the authority to constrain monies for intended purposes.

*Unassigned* - Unassigned fund balance is the residual classification for the general fund and includes all spendable amounts not contained in the other classifications. In other governmental funds, the unassigned classification is only used to report a deficit fund balance resulting from overspending for specific purposes for which amounts had been restricted, committed, or assigned.

**INDIAN HILL EXEMPTED VILLAGE SCHOOL DISTRICT  
HAMILTON COUNTY, OHIO**

**NOTES TO THE BASIC FINANCIAL STATEMENTS  
FOR THE FISCAL YEAR ENDED JUNE 30, 2018**

**NOTE 2 - SUMMARY OF SIGNIFICANT ACCOUNTING POLICIES - (Continued)**

The District applies restricted resources first when expenditures are incurred for purposes for which restricted and unrestricted (committed, assigned, and unassigned) fund balance is available. Similarly, within unrestricted fund balance, committed amounts are reduced first followed by assigned, and then unassigned amounts when expenditures are incurred for purposes for which amounts in any of the unrestricted fund balance classifications could be used.

**N. Net Position**

Net position represents the difference between assets and deferred outflows and liabilities and deferred inflows. The net position component "net investment in capital assets," consists of capital assets, net of accumulated depreciation, reduced by the outstanding balances of any borrowing used for the acquisition, construction or improvement of those assets. Deferred outflows of resources and deferred inflows of resources that are attributable to the acquisition, construction or improvement of those assets or related debt also should be included in this component of net position. Net position is reported as restricted when there are limitations imposed on its use either through the enabling legislation adopted by the District or through external restrictions imposed by creditors, grantors or laws or regulations of other governments.

The District applies restricted resources first when an expense is incurred for purposes for which both restricted and unrestricted net position is available.

**O. Prepayments**

Certain payments to vendors reflect the costs applicable to future accounting periods and are recorded as prepaid items in both government-wide and fund financial statements. These items are reported as assets on the balance sheet using the consumption method. A current asset for the prepaid amounts is recorded at the time of the purchase and the expenditure/expense is reported in the year in which services are consumed.

At fiscal year-end, because prepayments are not available to finance future governmental fund expenditures, the fund balance is considered nonspendable in an amount equal to the carrying value of the asset on the fund financial statements.

**P. Estimates**

The preparation of the basic financial statements in conformity with GAAP requires management to make estimates and assumptions that affect the amounts reported in the basic financial statements and accompanying notes. Actual results may differ from those estimates.

**Q. Budget Stabilization Arrangement**

The District has established a budget stabilization reserve in accordance with authority established by State law. Additions to the budget stabilization reserve can only be made by formal resolution of the Board of Education. Expenditures out of the budget stabilization reserve can only be made to offset future budget deficits. At June 30, 2018, the balance in the budget stabilization reserve was \$97,976. This amount is included in unassigned fund balance of the general fund and in unrestricted net position on the statement of net position.

**INDIAN HILL EXEMPTED VILLAGE SCHOOL DISTRICT  
HAMILTON COUNTY, OHIO**

NOTES TO THE BASIC FINANCIAL STATEMENTS  
FOR THE FISCAL YEAR ENDED JUNE 30, 2018

**NOTE 2 - SUMMARY OF SIGNIFICANT ACCOUNTING POLICIES - (Continued)**

**R. Interfund Activity**

Exchange transactions between funds are reported as revenues in the seller funds and as expenditures/expenses in the purchaser funds. Flows of cash or goods from one fund to another without a requirement for repayment are reported as interfund transfers. Interfund transfers are reported as other financing sources/uses in governmental funds. Repayments from funds responsible for particular expenditures/expenses to the funds that initially paid for them are not presented on the basic financial statements. During fiscal year 2018, the District had no transfers.

Interfund activity between governmental funds is eliminated in the statement of activities.

**S. Pensions/Other Postemployment Benefits (OPEB)**

For purposes of measuring the net pension/OPEB liability, information about the fiduciary net position of the pension/OPEB plans and additions to/deductions from their fiduciary net position have been determined on the same basis as they are reported by the pension/OPEB plan. For this purpose, benefit payments (including refunds of employee contributions) are recognized when due and payable in accordance with the benefit terms. The pension/OPEB plans report investments at fair value.

**T. Parochial Schools**

Within the District boundaries, All Saints, St. Vincent Ferrer, Springs East Montessori, Cincinnati Country Day, and Yavneh Day schools operate as parochial schools. Current State legislation provides funding to these schools. These monies are received and disbursed on behalf of the schools by the Treasurer of the District, as directed by the school. The receipt and expenditure of these State monies by the District are reflected in a nonmajor governmental fund for financial reporting purposes because the District has administrative involvement in the disbursement of the monies.

**U. Extraordinary and Special Items**

Extraordinary items are transactions or events that are both unusual in nature and infrequent in occurrence. Special items are transactions or events that are within the control of the Board of Education and that are either unusual in nature or infrequent in occurrence. Neither type of transaction occurred during fiscal year 2018.

**V. Fair Value Measurements**

The District categorizes its fair value measurements within the fair value hierarchy established by generally accepted accounting principles. The hierarchy is based on the valuation inputs used to measure the fair value of the asset. Level 1 inputs are quoted prices in active markets for identical assets; Level 2 inputs are significant other observable inputs; Level 3 inputs are significant unobservable inputs.

**INDIAN HILL EXEMPTED VILLAGE SCHOOL DISTRICT  
HAMILTON COUNTY, OHIO**

NOTES TO THE BASIC FINANCIAL STATEMENTS  
FOR THE FISCAL YEAR ENDED JUNE 30, 2018

**NOTE 3 - ACCOUNTABILITY AND COMPLIANCE**

**A. Change in Accounting Principles/Restatement of Net Position**

For fiscal year 2018, the District has implemented GASB Statement No. 75, "Accounting and Financial Reporting for Postemployment Benefits Other Than Pension", GASB Statement No. 81 "Irrevocable Split-Interest Agreements" GASB Statement No. 85, "Omnibus 2017" and GASB Statement No. 86, "Certain Debt Extinguishments".

GASB Statement No. 75 improves the accounting and financial reporting by state and local governments for postemployment benefits other than pension (OPEB). It also improves information provided by state and local governmental employers about financial support for OPEB that is provided by other entities. The implementation of GASB Statement No. 75 affected the District's postemployment benefit plan disclosures, as presented in Note 13 to the basic financial statements, and added required supplementary information which is presented on pages 72 - 85.

GASB Statement No. 81 improves the accounting and financial reporting for irrevocable split-interest agreements by providing recognition and measurement guidance for situations in which a government is a beneficiary of the agreement. The implementation of GASB Statement No. 81 did not have an effect on the financial statements of the District.

GASB Statement No. 85 addresses practice issues that have been identified during implementation and application of certain GASB Statements. This Statement addresses a variety of topics including issues related to blending component units, goodwill, fair value measurement and application, and OPEB. The implementation of GASB Statement No. 85 did not have an effect on the financial statements of the District.

GASB Statement No. 86 improves consistency in accounting and financial reporting for in-substance defeasance of debt by providing guidance for transactions in which cash and other monetary assets acquired with only existing resources - resources other than the proceeds of refunding debt - are placed in an irrevocable trust for the sole purpose of extinguishing debt. This Statement also improves accounting and financial reporting for prepaid insurance on debt that is extinguished and notes to financial statements for debt that is defeased in substance. The implementation of GASB Statement No. 86 did not have an effect on the financial statements of the District.

A net position restatement is required in order to implement GASB Statement No 75. The governmental activities at July 1, 2017 have been restated as follows:

	Governmental Activities
Net position as previously reported	
Deferred outflows - payments	\$ 6,586,856
subsequent to measurement date	81,947
Net OPEB liability	(12,239,578)
 Restated net position (deficit) at July 1, 2017	 \$ (5,570,775)

Other than employer contributions subsequent to the measurement date, the District made no restatement for deferred inflows/outflows of resources as the information needed to generate these restatements was not available. The restatement had no effect on fund balances.

**INDIAN HILL EXEMPTED VILLAGE SCHOOL DISTRICT  
HAMILTON COUNTY, OHIO**

NOTES TO THE BASIC FINANCIAL STATEMENTS  
FOR THE FISCAL YEAR ENDED JUNE 30, 2018

**NOTE 3 - ACCOUNTABILITY AND COMPLIANCE - (Continued)**

**B. Deficit Fund Balances**

Fund balances at June 30, 2018 included the following individual fund deficits:

<u>Nonmajor funds</u>	<u>Deficit</u>
IDEA Part B	\$ 40,827
Title I	27,887
Improving teacher quality	4,509

The general fund is liable for any deficit in these funds and provides transfers when cash is required, not when accruals occur. The deficit fund balances resulted from adjustments for accrued liabilities.

**NOTE 4 - DEPOSITS AND INVESTMENTS**

State statutes classify monies held by the District into three categories.

Active deposits are public deposits necessary to meet current demands on the treasury. Such monies must be maintained either as cash in the District treasury, in commercial accounts payable or withdrawable on demand, including negotiable order of withdrawal (NOW) accounts, or in money market deposit accounts.

Inactive deposits are public deposits that the Board of Education has identified as not required for use within the current five year period of designation of depositories. Inactive deposits must either be evidenced by certificates of deposit maturing not later than the end of the current period of designation of depositories, or by savings or deposit accounts including, but not limited to, passbook accounts.

Interim deposits are deposits of interim monies. Interim monies are those monies which are not needed for immediate use, but which will be needed before the end of the current period of designation of depositories.

Interim deposits must be evidenced by time certificates of deposit maturing not more than one year from the date of deposit or by savings or deposit accounts including passbook accounts.

Interim monies may be deposited or invested in the following securities:

1. United States Treasury Notes, Bills, Bonds, or any other obligation or security issued by the United States Treasury or any other obligation guaranteed as to principal and interest by the United States;
2. Bonds, notes, debentures, or any other obligations or securities issued by any federal government agency or instrumentality, including, but not limited to, the Federal National Mortgage Association, Federal Home Loan Bank, Federal Farm Credit Bank, Federal Home Loan Mortgage Corporation, Government National Mortgage Association, and Student Loan Marketing Association. All federal agency securities shall be direct issuances of federal government agencies or instrumentalities;
3. Written repurchase agreements in the securities listed above provided that the market value of the securities subject to the repurchase agreement must exceed the principal value of the agreement by at least two percent and be marked to market daily, and that the term of the agreement must not exceed thirty days;

**INDIAN HILL EXEMPTED VILLAGE SCHOOL DISTRICT  
HAMILTON COUNTY, OHIO**

NOTES TO THE BASIC FINANCIAL STATEMENTS  
FOR THE FISCAL YEAR ENDED JUNE 30, 2018

**NOTE 4 - DEPOSITS AND INVESTMENTS - (Continued)**

4. Bonds and other obligations of the State of Ohio;
5. No-load money market mutual funds consisting exclusively of obligations described in items 1 or 2 above and repurchase agreements secured by such obligations, provided that investments in securities described in this division are made only through eligible institutions;
6. The State Treasurer's investment pool (STAR Ohio);
7. Certain banker's acceptance and commercial paper notes for a period not to exceed one hundred eighty days from the purchase date in an amount not to exceed twenty-five percent of the interim monies available for investment at any one time; and,
8. Under limited circumstances, corporate debt interests rated in either of the two highest classifications by at least two nationally recognized rating agencies.

Protection of the District's deposits is provided by the Federal Deposit Insurance Corporation (FDIC), by eligible securities pledged by the financial institution as security for repayment, by surety company bonds deposited with the Treasurer by the financial institution or by a single collateral pool established by the financial institution to secure the repayment of all public monies deposited with the institution.

Investments in stripped principal or interest obligations, reverse repurchase agreements and derivatives are prohibited. The issuance of taxable notes for the purpose of arbitrage, the use of leverage and short selling are also prohibited. An investment must mature within five years from the date of purchase unless matched to a specific obligation or debt of the District, and must be purchased with the expectation that it will be held to maturity. Investments may only be made through specified dealers and institutions. Payment for investments may be made only upon delivery of the securities representing the investments to the Treasurer or, if the securities are not represented by a certificate, upon receipt of confirmation of transfer from the custodian.

**A. Deposits with Financial Institutions**

At June 30, 2018, the carrying amount of all District deposits was \$67,689. Based on the criteria described in GASB Statement No. 40, "Deposits and Investment Risk Disclosures", as of June 30, 2018, \$52,489 of the District's bank balance of \$302,722 was exposed to custodial risk as discussed below, while \$250,233 was covered by FDIC.

Custodial credit risk is the risk that, in the event of bank failure, the District will not be able to recover deposits or collateral securities that are in the possession of an outside party. The District has no deposit policy for custodial credit risk beyond the requirements of State statute. Ohio law requires that deposits either be insured or protected by (1) eligible securities pledged to the District and deposited with a qualified trustee by the financial institution as security for repayment whose market value at all times shall be at least 105 percent of the deposits being secured, or (2) participation in the Ohio Pooled Collateral System (OPCS), a collateral pool of eligible securities deposited with a qualified trustee and pledged to the Treasurer of State to secure the repayment of all public monies deposited in the financial institution. OPCS requires the total market value of the securities pledged to be 102 percent of the deposits being secured or a rate set by the Treasurer of State. For 2018, the District's financial institutions were approved for a reduced collateral rate of 50 percent through the OPCS. Although all statutory requirements for the deposit of money had been followed, noncompliance with Federal requirements could potentially subject the District to a successful claim by the FDIC.

**INDIAN HILL EXEMPTED VILLAGE SCHOOL DISTRICT  
HAMILTON COUNTY, OHIO**

NOTES TO THE BASIC FINANCIAL STATEMENTS  
FOR THE FISCAL YEAR ENDED JUNE 30, 2018

**NOTE 4 - DEPOSITS AND INVESTMENTS - (Continued)**

**B. Investments**

As of June 30, 2018, the District had the following investments and maturities:

Measurement/ <u>Investment type:</u>	Measurement <u>Value</u>	Investment Maturities				
		6 months or <u>less</u>	7 to 12 <u>months</u>	13 to 18 <u>months</u>	19 to 24 <u>months</u>	Greater than <u>24 months</u>
<i>Fair Value:</i>						
FHLB	\$ 625,334	\$ -	\$ -	\$ -	\$ -	\$ 625,334
FNMA	3,045,993	599,352	597,480	297,042	295,998	1,256,121
FHLMC	1,272,355	-	298,329	296,241	-	677,785
U.S. Treasury Notes	7,524,808	749,147	596,826	-	808,478	5,370,357
U.S. Treasury Bills	1,063,369	1,063,369	-	-	-	-
FHLB - Discount Notes	639,468	639,468	-	-	-	-
Commerical paper	10,741,317	10,741,317	-	-	-	-
U.S. government money market mutual funds	76,078	76,078	-	-	-	-
<i>Amortized Cost:</i>						
STAR Ohio	732,618	732,618	-	-	-	-
<b>Total</b>	<b>\$ 25,721,340</b>	<b>\$ 14,601,349</b>	<b>\$ 1,492,635</b>	<b>\$ 593,283</b>	<b>\$ 1,104,476</b>	<b>\$ 7,929,597</b>

The weighted average maturity of investments is 1.33 years.

The District's investment in the U.S. Government money market mutual fund is valued using quoted market prices in active markets (Level 1 inputs). The District's investments in federal agency securities (FHLB, FNMA, FHLMC, and FHLMC-discount notes), U.S. Treasury notes, U.S. Treasury bills and commercial paper are valued using quoted prices in markets that are not considered to be active, dealer quotations or alternative pricing sources for similar assets or liabilities for which all significant inputs are observable, either directly or indirectly (Level 2 inputs).

*Interest Rate Risk:* Interest rate risk arises because potential purchasers of debt securities will not agree to pay face value for those securities if interest rates subsequently increase. The Ohio Revised Code generally limits security purchases to those that mature within five years of the settlement date. The District's investment policy addresses interest rate risk by requiring the consideration of cash flow requirements and market conditions in determining the term of an investment, and limiting investment portfolio maturities to five years or less.

*Credit Risk:* The federal agency securities, U.S. Treasury notes and U.S. Treasury bills were rated AA+ and Aaa by Standard & Poor's and Moody's Investor Services, respectively. Commercial paper investments were rated A-1 and A-1+ by Standard & Poor's and P-1 by Moody's Investor Services. The U.S. Government money market mutual funds were not rated. Standard & Poor's has assigned STAR Ohio an AAAM money market rating. Ohio Law requires that STAR Ohio maintain the highest rating provided by at least one nationally recognized standard rating service. The District has no investment policy dealing with credit risk.

**INDIAN HILL EXEMPTED VILLAGE SCHOOL DISTRICT  
HAMILTON COUNTY, OHIO**

NOTES TO THE BASIC FINANCIAL STATEMENTS  
FOR THE FISCAL YEAR ENDED JUNE 30, 2018

**NOTE 4 - DEPOSITS AND INVESTMENTS - (Continued)**

*Custodial Credit Risk:* For an investment, custodial credit risk is the risk that, in the event of the failure of the counterparty, the District will not be able to recover the value of its investments or collateral securities that are in the possession of an outside party. The federal agency securities, the U.S. Treasury notes and the U.S. Treasury bills are exposed to custodial credit risk in that they are uninsured, unregistered and held by the counterparty's trust department or agent, but not in the District's name. The District has no investment policy dealing with investment custodial risk beyond the requirement in State statute that prohibits payment for investments prior to the delivery of the securities representing such investments to the Treasurer or qualified trustee.

*Concentration of Credit Risk:* The District's investment policy addresses concentration of credit risk by requiring investments to be diversified in order to reduce the risk of loss resulting from the over concentration of assets in a specific type of security, the erosion of market value, or by default. However, the District's investment policy does not place any limit on the amount that may be invested in any one issuer.

The following table includes the percentage of each investment type held at June 30, 2018:

Measurement/ <u>Investment type:</u>	Measurement <u>Value</u>	<u>% of Total</u>
<i>Fair Value:</i>		
FHLB	\$ 625,334	2.43
FNMA	3,045,993	11.84
FHLMC	1,272,355	4.95
U.S. Treasury Notes	7,524,808	29.25
U.S. Treasury Bills	1,063,369	4.13
FHLB - Discount Note	639,468	2.49
Commerical paper	10,741,317	41.76
U.S. government money market mutual funds	76,078	0.30
<i>Amortized Cost:</i>		
STAR Ohio	<u>732,618</u>	<u>2.85</u>
Total	<u>\$ 25,721,340</u>	<u>100.00</u>

**C. Reconciliation of Cash and Investments to the Statement of Net Position**

The following is a reconciliation of cash and investments as reported in the note disclosure above to cash and investments as reported on the statement of net position as of June 30, 2018:

<u>Cash and investments per note disclosure</u>	
Carrying amount of deposits	\$ 67,689
Investments	<u>25,721,340</u>
Total	<u>\$ 25,789,029</u>



**INDIAN HILL EXEMPTED VILLAGE SCHOOL DISTRICT  
HAMILTON COUNTY, OHIO**

NOTES TO THE BASIC FINANCIAL STATEMENTS  
FOR THE FISCAL YEAR ENDED JUNE 30, 2018

**NOTE 4 - DEPOSITS AND INVESTMENTS - (Continued)**

<u>Cash and investments per statement of net position</u>	
Governmental activities	\$ 25,732,824
Agency fund	<u>56,205</u>
Total	<u>\$ 25,789,029</u>

**NOTE 5 - PROPERTY TAXES**

Property taxes are levied and assessed on a calendar year basis while the District fiscal year runs from July through June. First half tax collections are received by the District in the second half of the fiscal year. Second half tax distributions occur in the first half of the following fiscal year.

Property taxes include amounts levied against all real property and public utility property. Real property tax revenues received in calendar year 2018 represent the collection of calendar year 2017 taxes. Real property taxes received in calendar year 2018 were levied after April 1, 2017, on the assessed values as of January 1, 2017, the lien date. Assessed values for real property taxes are established by State statute at 35 percent of appraised market value. Real property taxes are payable annually or semiannually. If paid annually, payment is due December 31; if paid semiannually, the first payment is due December 31, with the remainder payable by June 20. Under certain circumstances, State statute permits alternate payment dates to be established. Public utility property tax revenues received in calendar year 2018 represent the collection of calendar year 2017 taxes. Public utility real and personal property taxes received in calendar year 2018 became a lien on December 31, 2016, were levied after April 1, 2017, and are collected with real property taxes. Public utility real property is assessed at 35 percent of true value; public utility tangible personal property is currently assessed at varying percentages of true value.

The District receives property taxes from Hamilton County. The County Auditor periodically advances to the District its portion of the taxes collected. Second-half real property tax payments collected by the County by June 30, 2018, are available to finance fiscal year 2018 operations. The amount available as an advance at June 30, 2018 was \$7,370,000 in the general fund and \$1,080,000 in the bond retirement fund (a nonmajor governmental fund). This amount is recorded as revenue. The amount available for advance at June 30, 2017 was \$9,850,000 in the general fund and \$1,400,000 in the bond retirement fund (a nonmajor governmental fund). The amount of second-half real property taxes available for advance at fiscal year-end can vary based on the date the tax bills are sent.

Accrued property taxes receivable includes real property, public utility property and delinquent tangible personal property taxes which are measurable as of June 30, 2018 and for which there is an enforceable legal claim. Although total property tax collections for the next fiscal year are measurable, only the amount of real property taxes available as an advance at June 30 was levied to finance current fiscal year operations and is reported as revenue at fiscal year end. The portion of the receivable not levied to finance current fiscal year operations is offset by a credit to deferred inflows of resources.

On the accrual basis of accounting, collectible delinquent property taxes have been recorded as a receivable and revenue, while on a modified accrual basis of accounting the revenue has been reported as a deferred inflow of resources.

**INDIAN HILL EXEMPTED VILLAGE SCHOOL DISTRICT  
HAMILTON COUNTY, OHIO**

NOTES TO THE BASIC FINANCIAL STATEMENTS  
FOR THE FISCAL YEAR ENDED JUNE 30, 2018

**NOTE 5 - PROPERTY TAXES - (Continued)**

The assessed values upon which the fiscal year 2018 taxes were collected are:

	2017 Second Half Collections		2018 First Half Collections	
	<u>Amount</u>	<u>Percent</u>	<u>Amount</u>	<u>Percent</u>
Agricultural/residential and other real estate	\$ 1,198,509,650	99.09	\$ 1,232,795,130	99.03
Public utility personal	<u>11,054,110</u>	<u>0.91</u>	<u>12,079,330</u>	<u>0.97</u>
Total	<u>\$ 1,209,563,760</u>	<u>100.00</u>	<u>\$ 1,244,874,460</u>	<u>100.00</u>
Tax rate per \$1,000 of assessed valuation for:				
General operations	\$42.92		\$42.92	
Bond retirement	3.24		3.24	

**NOTE 6 - PAYMENT IN LIEU OF TAXES**

In accordance with State law, Sycamore Township (the "Township") has entered into tax increment financing (TIF) agreements. Under these agreements, the Township redirects, but does not abate, payments in lieu of taxes (PILOT) received on the incremental increase in the value of the property to help finance infrastructure improvements. The property owners' contractual promise to make these PILOT payments generally continues until the costs of the improvement have been paid or the agreement expires, whichever occurs first. Future development by those owners or others may result in subsequent agreements to make PILOT payments. The Township has agreed to compensate the District with a portion of the collected PILOT, which amounted to \$4,715,154 during fiscal year 2018.

**NOTE 7 - RECEIVABLES**

Receivables at June 30, 2018 consisted of taxes, payments in lieu of taxes, accounts, accrued interest, and intergovernmental grants and entitlements. All receivables are considered collectible in full due to the ability to foreclose for the nonpayment of taxes, the stable condition of State programs, and the current year guarantee of Federal funds.

A summary of the principal items of receivables reported on the statement of net position follows:

**Governmental activities:**

Property taxes	\$ 24,471,309
Payments in lieu of taxes	5,010,932
Accounts	13,874
Accrued interest	63,519
Intergovernmental	<u>455,535</u>
Total	<u>\$ 30,015,169</u>

Receivables have been disaggregated on the face of the basic financial statements. All receivables are expected to be collected within the subsequent year.

**INDIAN HILL EXEMPTED VILLAGE SCHOOL DISTRICT  
HAMILTON COUNTY, OHIO**

NOTES TO THE BASIC FINANCIAL STATEMENTS  
FOR THE FISCAL YEAR ENDED JUNE 30, 2018

**NOTE 8 - OTHER COMMITMENTS**

The District utilizes encumbrance accounting as part of its budgetary controls. Encumbrances outstanding at year end may be reported as part of restricted, committed, or assigned classifications of fund balance. At year end, the District's commitments for encumbrances in the governmental funds were as follows:

<u>Fund</u>	<u>Year-End</u>
General fund	\$ 903,182
Nonmajor governmental funds	<u>52,552</u>
 Total	 <u>\$ 955,734</u>

**NOTE 9 - CAPITAL ASSETS**

Capital asset activity for the fiscal year ended June 30, 2018, was as follows:

	<u>Balance</u>	<u>Additions</u>	<u>Deductions</u>	<u>Balance</u>
<b><u>Governmental activities:</u></b>	<u>06/30/17</u>	<u>06/30/17</u>	<u>06/30/17</u>	<u>06/30/18</u>
<i>Capital assets, not being depreciated:</i>				
Land	\$ 501,523	\$ -	\$ -	\$ 501,523
Construction in progress	<u>1,073,415</u>	<u>1,789,283</u>	<u>(2,662,198)</u>	<u>200,500</u>
<i>Total capital assets, not being depreciated</i>	<u>1,574,938</u>	<u>1,789,283</u>	<u>(2,662,198)</u>	<u>702,023</u>
<i>Capital assets, being depreciated:</i>				
Land improvements	4,993,627	-	-	4,993,627
Buildings and improvements	64,844,940	2,662,198	-	67,507,138
Equipment and furniture	8,230,197	296,152	(16,355)	8,509,994
Vehicles	<u>2,986,555</u>	<u>725,312</u>	<u>(492,051)</u>	<u>3,219,816</u>
<i>Total capital assets, being depreciated</i>	<u>81,055,319</u>	<u>3,683,662</u>	<u>(508,406)</u>	<u>84,230,575</u>
<i>Less: accumulated depreciation:</i>				
Land improvements	(2,435,024)	(226,845)	-	(2,661,869)
Buildings and improvements	(26,096,429)	(1,488,349)	-	(27,584,778)
Equipment and furniture	(7,512,817)	(275,667)	16,355	(7,772,129)
Vehicles	<u>(1,771,238)</u>	<u>(179,701)</u>	<u>482,351</u>	<u>(1,468,588)</u>
<i>Total accumulated depreciation</i>	<u>(37,815,508)</u>	<u>(2,170,562)</u>	<u>498,706</u>	<u>(39,487,364)</u>
<b>Total capital assets, net</b>	<b><u>\$ 44,814,749</u></b>	<b><u>\$ 3,302,383</u></b>	<b><u>\$ (2,671,898)</u></b>	<b><u>\$ 45,445,234</u></b>

**INDIAN HILL EXEMPTED VILLAGE SCHOOL DISTRICT  
HAMILTON COUNTY, OHIO**

NOTES TO THE BASIC FINANCIAL STATEMENTS  
FOR THE FISCAL YEAR ENDED JUNE 30, 2018

**NOTE 9 - CAPITAL ASSETS - (Continued)**

Depreciation expense was charged to governmental functions as follows:

<u>Instruction:</u>	
Regular	\$ 827,954
Special	55,630
Vocational	10,971
<u>Support services:</u>	
Pupil	29,533
Instructional staff	133,590
Administration	38,776
Fiscal	457
Operations and maintenance	419,341
Pupil transportation	326,645
Operation of non-instructional services	22,555
Extracurricular activities	163,309
Food service operations	<u>141,801</u>
Total depreciation expense	<u>\$ 2,170,562</u>

**NOTE 10 - LEASE-PURCHASE AGREEMENTS**

During fiscal year 2018, the District entered into lease-purchase agreements with Santander Bank for \$468,590 to finance the acquisition of five school buses. The source of revenue to fund the principal and interest payments is derived from general operating revenues of the District.

Lease-purchase payments are reported as function expenditures on a budgetary basis. However, on a GAAP basis, these payments have been reclassified and are reported as debt service expenditures in the general fund. During fiscal year 2018, the District made principal and interest payments of \$98,164 and \$1,135, respectively, on the lease-purchase agreements.

A liability in the amount of the present value of minimum lease payments has been recorded on the statement of net position. Capital assets consisting of vehicles have been capitalized in the amount of \$468,590.

The following is a schedule of the future minimum lease payments required under the lease-purchase agreement and the present value of the future minimum lease payments as of June 30, 2018:

<u>Fiscal Year Ending June 30,</u>	<u>Amount</u>
2019	\$ 99,299
2020	99,299
2021	99,299
2022	<u>99,299</u>
Total minimum lease payments	397,196
Less: amount representing interest	<u>(26,770)</u>
Total	<u>\$ 370,426</u>

**INDIAN HILL EXEMPTED VILLAGE SCHOOL DISTRICT  
HAMILTON COUNTY, OHIO**

NOTES TO THE BASIC FINANCIAL STATEMENTS  
FOR THE FISCAL YEAR ENDED JUNE 30, 2018

**NOTE 11 - LONG-TERM OBLIGATIONS**

A. During fiscal year 2018, the following activity occurred in the governmental activities long-term obligations. The long-term obligations at June 30, 2017 have been restated as described in Note 3.A.

	Restated Balance 06/30/17	Increases	Decreases	Balance 06/30/18	Amount Due Within One Year
<b><u>Governmental activities:</u></b>					
<b><u>General Obligation Bonds:</u></b>					
Series 2005 - refunding	\$ 5,785,000	\$ -	\$ (2,795,000)	\$ 2,990,000	\$ 2,990,000
Series 2016 - refunding	<u>13,855,000</u>	<u>-</u>	<u>(110,000)</u>	<u>13,745,000</u>	<u>165,000</u>
Total general obligation bonds	<u>19,640,000</u>	<u>-</u>	<u>(2,905,000)</u>	<u>16,735,000</u>	<u>3,155,000</u>
<b><u>Other Long-Term Obligations:</u></b>					
Lease purchase agreement	-	468,590	(98,164)	370,426	88,742
Net pension liability	60,085,520	-	(16,911,627)	43,173,893	-
Net OPEB liability	12,239,578	-	(2,554,294)	9,685,284	-
Compensated absences	<u>1,658,481</u>	<u>248,650</u>	<u>(192,738)</u>	<u>1,714,393</u>	<u>215,401</u>
Total other long-term obligations	<u>73,983,579</u>	<u>717,240</u>	<u>(19,756,823)</u>	<u>54,943,996</u>	<u>304,143</u>
Total governmental activities	<u>\$ 93,623,579</u>	<u>\$ 717,240</u>	<u>\$ (22,661,823)</u>	71,678,996	<u>\$ 3,459,143</u>
Add: unamortized premium on bonds				<u>1,383,100</u>	
Total on statement of net position				<u>\$ 73,062,096</u>	

**General Obligation Bonds**

All bonds are general obligations of the District, for which its full faith and credit is pledged for repayment.

**Lease Purchase Agreement**

The lease purchase agreement is being repaid from the general fund. See Note 10 for more detail on the District's lease-purchase agreement.

**Net Pension Liability**

More information on the District's net pension liability information can be found in Note 13. The District pays obligations related to employee compensation from the fund benefitting from their service.

**Net OPEB Liability**

More information on the District's net OPEB liability information can be found in Note 14. The District pays obligations related to employee compensation from the fund benefitting from their service.

**Compensated Absences**

Compensated absences will be paid out of the fund from which the employee is paid, primarily the general fund.

**INDIAN HILL EXEMPTED VILLAGE SCHOOL DISTRICT  
HAMILTON COUNTY, OHIO**

NOTES TO THE BASIC FINANCIAL STATEMENTS  
FOR THE FISCAL YEAR ENDED JUNE 30, 2018

**NOTE 11 - LONG-TERM OBLIGATIONS - (Continued)**

**B. Series 2005 General Obligation Refunding Bonds**

On July 19, 2005, the District issued Series 2005 General Obligation Refunding Bonds (Series 2005 Refunding Bonds) in order to advance refund a callable portion of the Series 2001 General Obligation school facilities improvement bonds. Payments of principal and interest relating to these bonds are recorded as expenditures of the bond retirement fund.

The Series 2001 bonds which have been advance refunded were originally scheduled to mature on and from December 1, 2014 through and including December 1, 2018. Proceeds of the Series 2005 Refunding Bonds were used to purchase securities which were placed in an irrevocable trust to provide resources for all future debt service payments on the refunded debt. This refunded debt is considered defeased (in-substance) and accordingly, has been removed from the statement of net position. At June 30, 2018, the balance of the refunded bonds was \$16,670,000.

The refunding issue is comprised of both current interest bonds, par value \$12,020,000, and capital appreciation bonds, par value \$1,200,000. The interest rates on the current interest bonds range from 3.00% to 5.00%. The capital appreciation bonds matured on December 1, 2015 (effective interest rate of 7.5219%) at a redemption price equal to 100% of the principal plus accreted interest to the redemption date.

The current interest bonds are not subject to early redemption.

Interest payments on the current interest bonds are due on June 1 and December 1 of each year. The final maturity of the current interest bonds is December 1, 2018.

The reacquisition price exceeded the net carrying amount of the old debt by \$1,222,050. This amount is being netted against the new debt and amortized over the remaining life of the refunded debt, which is equal to the life of the new debt issued.

Principal and interest requirements to retire the Series 2005 general obligation refunding bonds outstanding at June 30, 2018 are as follows:

<u>Fiscal Year</u>	<u>Current Interest Bonds - Series 2005</u>		
	<u>Principal</u>	<u>Interest</u>	<u>Total</u>
2019	\$ 2,990,000	\$ 74,750	\$ 3,064,750
Total	<u>\$ 2,990,000</u>	<u>\$ 74,750</u>	<u>\$ 3,064,750</u>

**C. Series 2006 General Obligation Refunding Bonds**

On December 13, 2006, the District issued Series 2006 General Obligation Refunding Bonds (Series 2006 Refunding Bonds) in order to advance refund the remaining callable portion of the Series 2001 General Obligation school facilities improvement bonds. Payments of principal and interest relating to these bonds are recorded as expenditures of the bond retirement fund. During fiscal year 2017, the Series 2006 Refunding Bonds were advance refunded through the issuance of the Series 2016 Refunding Bonds.

**INDIAN HILL EXEMPTED VILLAGE SCHOOL DISTRICT  
HAMILTON COUNTY, OHIO**

NOTES TO THE BASIC FINANCIAL STATEMENTS  
FOR THE FISCAL YEAR ENDED JUNE 30, 2018

**NOTE 11 - LONG-TERM OBLIGATIONS - (Continued)**

The Series 2006 Refunding Bonds that were advance refunded in fiscal year 2017 were originally scheduled to mature on December 1, 2019 through December 1, 2023. Proceeds of the Series 2006 Refunding Bonds were used to purchase securities which were placed in an irrevocable trust to provide resources for all future debt service payments on the refunded debt. This refunded debt is considered defeased (in-substance) and accordingly, has been removed from the statement of net position. At June 30, 2018, the balance of the refunded bonds was \$18,530,000.

Interest payments on Series 2006 Refunding Bonds were due on June 1 and December 1 of each year.

**D. Series 2016 General Obligation Refunding Bonds**

On September 14, 2016, the District issued Series 2016 General Obligation Refunding Bonds (Series 2016 Refunding Bonds) to advance refund the callable portion of the Series 2006 Refunding Bonds (principal \$15,015,000; interest rate of 4.00% to 4.75%). Issuance proceeds of \$15,332,019 were used to purchase securities which were placed in an irrevocable trust to provide resources for all future debt service payments on the refunded debt. This refunded debt is considered defeased (in-substance) and accordingly, has been removed from the statement of net position. The balance of the refunded bonds was \$14,890,000 at June 30, 2018.

The Series 2016 Refunding Bonds are comprised of current interest bonds, par value \$13,940,000. The interest rate on the current interest bonds range from 2.00% to 5.00%.

The reacquisition price exceeded the net carrying amount of the old debt (including unamortized deferred changes and unamortized premiums) by \$541,394. This amount is being netted against the new debt and amortized over the remaining life of the refunded debt, which is equal to the life of the new debt issued. The refunding was undertaken to reduce future debt service payments by \$330,887.

Payments of principal and interest relating to the Series 2016 Refunding Bonds are recorded as expenditures in the bond retirement fund (a nonmajor governmental fund). Interest payments on the current interest bonds are due on June 1 and December 1 each year. The final maturity stated in the issue is December 1, 2027.

Principal and interest requirements to retire the Series 2016 Refunding Bonds outstanding at June 30, 2018 are as follows:

<u>Fiscal Year</u>	<u>Current Interest Bonds - Series 2016</u>		
	<u>Principal</u>	<u>Interest</u>	<u>Total</u>
2019	\$ 165,000	\$ 465,588	\$ 630,588
2020	1,220,000	439,537	1,659,537
2021	1,270,000	389,738	1,659,738
2022	1,370,000	336,937	1,706,937
2023	1,430,000	298,814	1,728,814
2024-2028	8,290,000	639,018	8,929,018
Total	\$ 13,745,000	\$ 2,569,632	\$ 16,314,632

**INDIAN HILL EXEMPTED VILLAGE SCHOOL DISTRICT  
HAMILTON COUNTY, OHIO**

NOTES TO THE BASIC FINANCIAL STATEMENTS  
FOR THE FISCAL YEAR ENDED JUNE 30, 2018

**NOTE 11 - LONG-TERM OBLIGATIONS - (Continued)**

**E. Legal Debt Margins**

The Ohio Revised Code provides that voted net general obligation debt of the District shall never exceed 9% of the total assessed valuation of the District. The Code further provides that unvoted indebtedness shall not exceed 1/10 of 1% of the property valuation of the District. The Code additionally states that unvoted indebtedness related to energy conservation debt shall not exceed 9/10 of 1% of the property valuation of the District. The assessed valuation used in determining the District's legal debt margin has been modified by House Bill 530 which became effective March 30, 2006. In accordance with House Bill 530, the assessed valuation used in the District's legal debt margin calculation excluded tangible personal property used in business, telephone or telegraph property, interexchange telecommunications company property, and personal property owned or leased by a railroad company and used in railroad operations. The effects of these debt limitations at June 30, 2018, are a voted debt margin of \$99,516,346 (including available funds of \$4,212,645) and an unvoted debt margin of \$1,244,874.

**NOTE 12 - RISK MANAGEMENT**

The District is exposed to various risks of loss related to torts; theft of, damage to, and destruction of assets; errors and omissions; injuries to employees and natural disasters. During the fiscal year, the District contracted with Ohio Casualty Insurance Company for general liability insurance with a \$1,000,000 single occurrence and a \$2,000,000 aggregate. Property insurance carries a \$2,500 deductible.

The bus fleet and maintenance vehicles are insured by Ohio Casualty Insurance Company with a \$2,500 deductible and \$1,000,000 limit per occurrence.

Effective January 1, 2012, the District joined the Southwest Ohio Organization of School Health (SWOOSH), a public entity risk pool, to provide medical, prescription drugs, vision, dental, life and/or other group insurance (see Note 2.A for detail). Each member district retains its own plan, but the overall health insurance plan is self-funded. All other insurance benefit offerings remain on a fully insured basis.

Post-retirement health care is provided to plan participants or their beneficiaries through the respective retirement systems discussed in Note 14. As such, no funding provisions are required by the District.

**NOTE 13 - DEFINED BENEFIT PENSION PLANS**

***Net Pension Liability***

The net pension liability reported on the statement of net position represents a liability to employees for pensions. Pensions are a component of exchange transactions—between an employer and its employees—of salaries and benefits for employee services. Pensions are provided to an employee—on a deferred-payment basis—as part of the total compensation package offered by an employer for employee services each financial period. The obligation to sacrifice resources for pensions is a present obligation because it was created as a result of employment exchanges that already have occurred.

The net pension liability represents the District's proportionate share of each pension plan's collective actuarial present value of projected benefit payments attributable to past periods of service, net of each pension plan's fiduciary net position. The net pension liability calculation is dependent on critical long-term variables, including estimated average life expectancies, earnings on investments, cost of living adjustments and others. While these estimates use the best information available, unknowable future events require adjusting this estimate annually.



**INDIAN HILL EXEMPTED VILLAGE SCHOOL DISTRICT  
HAMILTON COUNTY, OHIO**

NOTES TO THE BASIC FINANCIAL STATEMENTS  
FOR THE FISCAL YEAR ENDED JUNE 30, 2018

**NOTE 13 - DEFINED BENEFIT PENSION PLANS - (Continued)**

The Ohio Revised Code limits the District’s obligation for this liability to annually required payments. The District cannot control benefit terms or the manner in which pensions are financed; however, the District does receive the benefit of employees’ services in exchange for compensation including pension.

GASB 68 assumes the liability is solely the obligation of the employer, because (1) they benefit from employee services; and (2) State statute requires all funding to come from these employers. All contributions to date have come solely from these employers (which also includes costs paid in the form of withholdings from employees). State statute requires the pension plans to amortize unfunded liabilities within 30 years. If the amortization period exceeds 30 years, each pension plan’s board must propose corrective action to the State legislature. Any resulting legislative change to benefits or funding could significantly affect the net pension liability. Resulting adjustments to the net pension liability would be effective when the changes are legally enforceable.

The proportionate share of each plan’s unfunded benefits is presented as a long-term *net pension liability* on the accrual basis of accounting. Any liability for the contractually-required pension contribution outstanding at the end of the year is included in *pension and postemployment benefits payable* on both the accrual and modified accrual bases of accounting.

***Plan Description - School Employees Retirement System (SERS)***

Plan Description - The District non-teaching employees participate in SERS, a cost-sharing multiple-employer defined benefit pension plan administered by SERS. SERS provides retirement, disability and survivor benefits, annual cost-of-living adjustments, and death benefits to plan members and beneficiaries. Authority to establish and amend benefits is provided by Ohio Revised Code Chapter 3309. SERS issues a publicly available, stand-alone financial report that includes financial statements, required supplementary information and detailed information about SERS’ fiduciary net position. That report can be obtained by visiting the SERS website at [www.ohsers.org](http://www.ohsers.org) under Employers/Audit Resources.

Age and service requirements for retirement are as follows:

	Eligible to Retire on or before August 1, 2017 *	Eligible to Retire after August 1, 2017
Full benefits	Any age with 30 years of service credit	Age 67 with 10 years of service credit; or Age 57 with 30 years of service credit
Actuarially reduced benefits	Age 60 with 5 years of service credit Age 55 with 25 years of service credit	Age 62 with 10 years of service credit; or Age 60 with 25 years of service credit

\* Members with 25 years of service credit as of August 1, 2017, will be included in this plan.

Annual retirement benefits are calculated based on final average salary multiplied by a percentage that varies based on years of service; 2.2 percent for the first thirty years of service and 2.5 percent for years of service credit over 30. Final average salary is the average of the highest three years of salary.

One year after an effective benefit date, a benefit recipient is entitled to a three percent cost-of-living adjustment (COLA). This same COLA is added each year to the base benefit amount on the anniversary date of the benefit.

**INDIAN HILL EXEMPTED VILLAGE SCHOOL DISTRICT  
HAMILTON COUNTY, OHIO**

NOTES TO THE BASIC FINANCIAL STATEMENTS  
FOR THE FISCAL YEAR ENDED JUNE 30, 2018

**NOTE 13 - DEFINED BENEFIT PENSION PLANS - (Continued)**

Funding Policy - Plan members are required to contribute 10 percent of their annual covered salary and the District is required to contribute 14 percent of annual covered payroll. The contribution requirements of plan members and employers are established and may be amended by the SERS' Retirement Board up to statutory maximum amounts of 10 percent for plan members and 14 percent for employers. The Retirement Board, acting with the advice of the actuary, allocates the employer contribution rate among four of the System's funds (Pension Trust Fund, Death Benefit Fund, Medicare B Fund, and Health Care Fund). For the fiscal year ended June 30, 2018, the allocation to pension, death benefits, and Medicare B was 13.5 percent. The remaining 0.5 percent of the employer contribution rate was allocated to the Health Care Fund.

The District's contractually required contribution to SERS was \$642,763 for fiscal year 2018. Of this amount, \$37,633 is reported as pension and postemployment benefits payable.

***Plan Description - State Teachers Retirement System (STRS)***

Plan Description - Licensed teachers participate in STRS Ohio, a cost-sharing multiple-employer public employee retirement system administered by STRS. STRS provides retirement and disability benefits to members and death and survivor benefits to beneficiaries. STRS issues a stand-alone financial report that includes financial statements, required supplementary information and detailed information about STRS' fiduciary net position. That report can be obtained by writing to STRS, 275 E. Broad St., Columbus, OH 43215-3771, by calling (888) 227-7877, or by visiting the STRS website at [www.strsoh.org](http://www.strsoh.org).

New members have a choice of three retirement plans; a Defined Benefit (DB) Plan, a Defined Contribution (DC) Plan and a Combined Plan. Benefits are established by Ohio Revised Code Chapter 3307. The DB Plan offers an annual retirement allowance based on final average salary multiplied by a percentage that varies based on years of service. Effective August 1, 2015, the calculation will be 2.2 percent of final average salary for the five highest years of earnings multiplied by all years of service. Effective July 1, 2017, the cost-of-living adjustment was reduced to zero. Members are eligible to retire at age 60 with five years of qualifying service credit, or age 55 with 26 years of service, or 31 years of service regardless of age. Eligibility changes will be phased in until August 1, 2026, when retirement eligibility for unreduced benefits will be five years of service credit and age 65, or 35 years of service credit and at least age 60.

The DC Plan allows members to place all their member contributions and 9.5 percent of the 14 percent employer contributions into an investment account. Investment allocation decisions are determined by the member. The remaining 4.5 percent of the 14 percent employer rate is allocated to the defined benefit unfunded liability. A member is eligible to receive a retirement benefit at age 50 and termination of employment. The member may elect to receive a lifetime monthly annuity or a lump sum withdrawal.

The Combined Plan offers features of both the DB Plan and the DC Plan. In the Combined Plan, 12 percent of the 14 percent member rate goes to the DC Plan and the remaining 2 percent is applied to the DB Plan. Member contributions to the DC Plan are allocated among investment choices by the member, and contributions to the DB Plan from the employer and the member are used to fund the defined benefit payment at a reduced level from the regular DB Plan. The defined benefit portion of the Combined Plan payment is payable to a member on or after age 60 with five years of service. The defined contribution portion of the account may be taken as a lump sum payment or converted to a lifetime monthly annuity after termination of employment at age 50 or later.

**INDIAN HILL EXEMPTED VILLAGE SCHOOL DISTRICT  
HAMILTON COUNTY, OHIO**

NOTES TO THE BASIC FINANCIAL STATEMENTS  
FOR THE FISCAL YEAR ENDED JUNE 30, 2018

**NOTE 13 - DEFINED BENEFIT PENSION PLANS - (Continued)**

New members who choose the DC Plan or Combined Plan will have another opportunity to reselect a permanent plan during their fifth year of membership. Members may remain in the same plan or transfer to another STRS plan. The optional annuitization of a member's defined contribution account or the defined contribution portion of a member's Combined Plan account to a lifetime benefit results in STRS bearing the risk of investment gain or loss on the account. STRS has therefore included all three plan options as one defined benefit plan for GASB 68 reporting purposes.

A DB or Combined Plan member with five or more years of credited service who is determined to be disabled may qualify for a disability benefit. Eligible survivors of members who die before service retirement may qualify for monthly benefits. New members on or after July 1, 2013, must have at least ten years of qualifying service credit that apply for disability benefits. Members in the DC Plan who become disabled are entitled only to their account balance. If a member of the DC Plan dies before retirement benefits begin, the member's designated beneficiary is entitled to receive the member's account balance.

Funding Policy - Employer and member contribution rates are established by the State Teachers Retirement Board and limited by Chapter 3307 of the Ohio Revised Code. For fiscal year 2018, plan members were required to contribute 14 percent of their annual covered salary. The District was required to contribute 14 percent; the entire 14 percent was the portion used to fund pension obligations. The fiscal year 2018 contribution rates were equal to the statutory maximum rates.

The District's contractually required contribution to STRS was \$2,314,505 for fiscal year 2018. Of this amount, \$331,595 is reported as pension and postemployment benefits payable.

***Net Pension Liability***

The net pension liability was measured as of June 30, 2017, and the total pension liability used to calculate the net pension liability was determined by an actuarial valuation as of that date. The District's proportion of the net pension liability was based on the District's share of contributions to the pension plan relative to the projected contributions of all participating entities. Following is information related to the proportionate share and pension expense:

	<u>SERS</u>	<u>STRS</u>	<u>Total</u>
Proportion of the net pension liability prior measurement date	0.15464140%	0.14569108%	
Proportion of the net pension liability current measurement date	<u>0.14906850%</u>	<u>0.14425203%</u>	
Change in proportionate share	<u>-0.00557290%</u>	<u>-0.00143905%</u>	
Proportionate share of the net pension liability	\$ 8,906,514	\$ 34,267,379	\$ 43,173,893
Pension expense	\$ (395,900)	\$ (12,606,234)	\$ (13,002,134)

**INDIAN HILL EXEMPTED VILLAGE SCHOOL DISTRICT  
HAMILTON COUNTY, OHIO**

NOTES TO THE BASIC FINANCIAL STATEMENTS  
FOR THE FISCAL YEAR ENDED JUNE 30, 2018

**NOTE 13 - DEFINED BENEFIT PENSION PLANS - (Continued)**

At June 30, 2018, the District reported deferred outflows of resources and deferred inflows of resources related to pensions from the following sources:

	<u>SERS</u>	<u>STRS</u>	<u>Total</u>
<b>Deferred outflows of resources</b>			
Differences between expected and actual experience	\$ 383,304	\$ 1,323,246	\$ 1,706,550
Changes of assumptions	460,562	7,494,652	7,955,214
Difference between District contributions and proportionate share of contributions/ change in proportionate share	87,056	2,039,628	2,126,684
District contributions subsequent to the measurement date	<u>642,763</u>	<u>2,314,505</u>	<u>2,957,268</u>
Total deferred outflows of resources	<u>\$ 1,573,685</u>	<u>\$ 13,172,031</u>	<u>\$ 14,745,716</u>
	<u>SERS</u>	<u>STRS</u>	<u>Total</u>
<b>Deferred inflows of resources</b>			
Differences between expected and actual experience	\$ -	\$ 276,182	\$ 276,182
Net difference between projected and actual earnings on pension plan investments	42,278	1,130,865	1,173,143
Difference between District contributions and proportionate share of contributions/ change in proportionate share	<u>332,856</u>	<u>1,270,650</u>	<u>1,603,506</u>
Total deferred inflows of resources	<u>\$ 375,134</u>	<u>\$ 2,677,697</u>	<u>\$ 3,052,831</u>

\$2,957,268 reported as deferred outflows of resources related to pension resulting from District contributions subsequent to the measurement date will be recognized as a reduction of the net pension liability in the year ending June 30, 2019. Other amounts reported as deferred outflows of resources and deferred inflows of resources related to pension will be recognized in pension expense as follows:

	<u>SERS</u>	<u>STRS</u>	<u>Total</u>
Fiscal Year Ending June 30:			
2019	\$ 281,876	\$ 2,167,344	\$ 2,449,220
2020	414,618	3,705,709	4,120,327
2021	66,921	1,794,557	1,861,478
2022	(207,627)	512,222	304,595
2023	<u>-</u>	<u>(3)</u>	<u>(3)</u>
Total	<u>\$ 555,788</u>	<u>\$ 8,179,829</u>	<u>\$ 8,735,617</u>

**INDIAN HILL EXEMPTED VILLAGE SCHOOL DISTRICT  
HAMILTON COUNTY, OHIO**

NOTES TO THE BASIC FINANCIAL STATEMENTS  
FOR THE FISCAL YEAR ENDED JUNE 30, 2018

**NOTE 13 - DEFINED BENEFIT PENSION PLANS - (Continued)**

***Actuarial Assumptions - SERS***

SERS' total pension liability was determined by their actuaries in accordance with GASB Statement No. 67, as part of their annual actuarial valuation for each defined benefit retirement plan. Actuarial valuations of an ongoing plan involve estimates of the value of reported amounts (e.g., salaries, credited service) and assumptions about the probability of occurrence of events far into the future (e.g., mortality, disabilities, retirements, employment termination). Actuarially determined amounts are subject to continual review and potential modifications, as actual results are compared with past expectations and new estimates are made about the future.

Projections of benefits for financial reporting purposes are based on the substantive plan (the plan as understood by the employers and plan members) and include the types of benefits provided at the time of each valuation and the historical pattern of sharing benefit costs between the employers and plan members to that point. The projection of benefits for financial reporting purposes does not explicitly incorporate the potential effects of legal or contractual funding limitations.

Actuarial calculations reflect a long-term perspective. For a newly hired employee, actuarial calculations will take into account the employee's entire career with the employer and also take into consideration the benefits, if any, paid to the employee after termination of employment until the death of the employee and any applicable contingent annuitant. In many cases actuarial calculations reflect several decades of service with the employer and the payment of benefits after termination.

Key methods and assumptions used in calculating the total pension liability in the latest actuarial valuation, prepared as of June 30, 2017, are presented below:

Wage inflation	3.00 percent
Future salary increases, including inflation	3.50 percent to 18.20 percent
COLA or ad hoc COLA	2.50 percent
Investment rate of return	7.50 percent net of investments expense, including inflation
Actuarial cost method	Entry age normal (level percent of payroll)

Prior to 2017, an assumption of 3 percent was used for COLA or Ad Hoc COLA.

For 2017, the mortality rates were based on the RP-2014 Blue Collar Mortality Table with fully generational projection and a five-year age set-back for both males and females. Mortality among service retired members, and beneficiaries were based upon the RP-2014 Blue Collar Mortality Table with fully generational projection with Scale BB, 120 percent of male rates, and 110 percent of female rates. Mortality among disabled members was based upon the RP-2000 Disabled Mortality Table, 90 percent for male rates and 100 percent for female rates, set back five years is used for the period after disability retirement.

The most recent experience study was completed for the five year period ended June 30, 2015.

**INDIAN HILL EXEMPTED VILLAGE SCHOOL DISTRICT  
HAMILTON COUNTY, OHIO**

NOTES TO THE BASIC FINANCIAL STATEMENTS  
FOR THE FISCAL YEAR ENDED JUNE 30, 2018

**NOTE 13 - DEFINED BENEFIT PENSION PLANS - (Continued)**

The long-term return expectation for the Pension Plan Investments has been determined using a building-block approach and assumes a time horizon, as defined in SERS' *Statement of Investment Policy*. A forecasted rate of inflation serves as the baseline for the return expectation. Various real return premiums over the baseline inflation rate have been established for each asset class. The long-term expected nominal rate of return has been determined by calculating a weighted average of the expected real return premiums for each asset class, adding the projected inflation rate, and adding the expected return from rebalancing uncorrelated asset classes.

The target allocation and best estimates of arithmetic real rates of return for each major assets class are summarized in the following table:

Asset Class	Target Allocation	Long Term Expected Real Rate of Return
Cash	1.00 %	0.50 %
US Equity	22.50	4.75
International Equity	22.50	7.00
Fixed Income	19.00	1.50
Private Equity	10.00	8.00
Real Assets	15.00	5.00
Multi-Asset Strategies	10.00	3.00
Total	<u>100.00 %</u>	

**Discount Rate** - The total pension liability was calculated using the discount rate of 7.50 percent. The projection of cash flows used to determine the discount rate assumed the contributions from employers and from the members would be computed based on contribution requirements as stipulated by State statute. Projected inflows from investment earning were calculated using the long-term assumed investment rate of return (7.50 percent). Based on those assumptions, the plan's fiduciary net position was projected to be available to make all future benefit payments of current plan members. Therefore, the long-term expected rate of return on pension plan investments was applied to all periods of projected benefits to determine the total pension liability.

**Sensitivity of the District's Proportionate Share of the Net Pension Liability to Changes in the Discount Rate** - Net pension liability is sensitive to changes in the discount rate, and to illustrate the potential impact the following table presents the net pension liability calculated using the discount rate of 7.50 percent, as well as what each plan's net pension liability would be if it were calculated using a discount rate that is one percentage point lower (6.50 percent), or one percentage point higher (8.50 percent) than the current rate.

	1% Decrease (6.50%)	Current Discount Rate (7.50%)	1% Increase (8.50%)
District's proportionate share of the net pension liability	\$ 12,359,926	\$ 8,906,514	\$ 6,013,576

**INDIAN HILL EXEMPTED VILLAGE SCHOOL DISTRICT  
HAMILTON COUNTY, OHIO**

NOTES TO THE BASIC FINANCIAL STATEMENTS  
FOR THE FISCAL YEAR ENDED JUNE 30, 2018

**NOTE 13 - DEFINED BENEFIT PENSION PLANS - (Continued)**

*Actuarial Assumptions - STRS Ohio*

Key methods and assumptions used in the latest actuarial valuation, reflecting experience study results used in the July 1, 2017, actuarial valuation, compared with July 1, 2016 are presented below:

	July 1, 2017	July 1, 2016
Inflation	2.50 percent	2.75 percent
Projected salary increases	12.50 percent at age 20 to 2.50 percent at age 65	12.25 percent at age 20 to 2.75 percent at age 70
Investment rate of return	7.45 percent, net of investment expenses, including inflation	7.75 percent, net of investment expenses, including inflation
Payroll increases	3 percent	3.5 percent
Cost-of-living adjustments (COLA)	0.0 percent, effective July 1, 2017	2 percent simple applied as follows: for members retiring before August 1, 2013, 2 percent per year; for members retiring August 1, 2013, or later, 2 percent COLA commences on fifth anniversary of retirement date.

For the July 1, 2017, actuarial valuation, post-retirement mortality rates for healthy retirees are based on the RP-2014 Annuitant Mortality Table with 50 percent of rates through age 69, 70 percent of rates between ages 70 and 79, 90 percent of rates between ages 80 and 84, and 100 percent of rates thereafter, projected forward generationally using mortality improvement scale MP-2016. Post-retirement disabled mortality rates are based on the RP-2014 Disabled Mortality Table with 90 percent of rates for males and 100 percent of rates for females, projected forward generationally using mortality improvement scale MP-2016. Pre-retirement mortality rates are based on RP-2014 Employee Mortality Table, projected forward generationally using mortality improvement scale MP-2016.

For the July 1, 2016 actuarial valuation, mortality rates were based on the RP-2000 Combined Mortality Table (Projection 2022—Scale AA) for Males and Females. Males' ages are set-back two years through age 89 and no set-back for age 90 and above. Females younger than age 80 are set back four years, one year set back from age 80 through 89, and no set back from age 90 and above.

Actuarial assumptions used in the July 1 2017, valuation are based on the results of an actuarial experience study for the period July 1, 2011 through June 30, 2016. Actuarial assumptions used in the June 30, 2016, valuation are based on the results of an actuarial experience study, effective July 1, 2012.

**INDIAN HILL EXEMPTED VILLAGE SCHOOL DISTRICT  
HAMILTON COUNTY, OHIO**

NOTES TO THE BASIC FINANCIAL STATEMENTS  
FOR THE FISCAL YEAR ENDED JUNE 30, 2018

**NOTE 13 - DEFINED BENEFIT PENSION PLANS - (Continued)**

STRS Ohio's investment consultant develops an estimate range for the investment return assumption based on the target allocation adopted by the Retirement Board. The target allocation and long-term expected rate of return for each major asset class are summarized as follows:

Asset Class	Target Allocation	Long Term Expected Real Rate of Return *
Domestic Equity	28.00 %	7.35 %
International Equity	23.00	7.55
Alternatives	17.00	7.09
Fixed Income	21.00	3.00
Real Estate	10.00	6.00
Liquidity Reserves	1.00	2.25
Total	<u>100.00 %</u>	

\*10-Year geometric nominal returns, which include the real rate of return and inflation of 2.25% and does not include investment expenses. Over a 30-year period, STRS' investment consultant indicates that the above target allocations should generate a return above the actuarial rate of return, without net value added by management.

**Discount Rate** - The discount rate used to measure the total pension liability was 7.45 percent as of June 30, 2017. The discount rate used to measure the total pension liability was 7.75 percent as of June 30, 2016. The projection of cash flows used to determine the discount rate assumes member and employer contributions will be made at the statutory contribution rates in accordance with rate increases described above. For this purpose, only employer contributions that are intended to fund benefits of current plan members and their beneficiaries are included. Projected employer contributions that are intended to fund the service costs of future plan members and their beneficiaries, as well as projected contributions from future plan members, are not included. Based on those assumptions, STRS' fiduciary net position was projected to be available to make all projected future benefit payments to current plan members as of June 30, 2017. Therefore, the long-term expected rate of return on pension plan investments of 7.45 percent was applied to all periods of projected benefit payment to determine the total pension liability as of June 30, 2017.

**Sensitivity of the District's Proportionate Share of the Net Pension Liability to Changes in the Discount Rate** - The following table presents the District's proportionate share of the net pension liability calculated using the current period discount rate assumption of 7.45 percent, as well as what the District's proportionate share of the net pension liability would be if it were calculated using a discount rate that is one-percentage-point lower (6.45 percent) or one-percentage-point higher (8.45 percent) than the current rate:

	1% Decrease (6.45%)	Current Discount Rate (7.45%)	1% Increase (8.45%)
District's proportionate share of the net pension liability	\$ 49,121,121	\$ 34,267,379	\$ 21,755,327



**INDIAN HILL EXEMPTED VILLAGE SCHOOL DISTRICT  
HAMILTON COUNTY, OHIO**

NOTES TO THE BASIC FINANCIAL STATEMENTS  
FOR THE FISCAL YEAR ENDED JUNE 30, 2018

**NOTE 14 - DEFINED BENEFIT OPEB PLANS**

***Net OPEB Liability***

The net OPEB liability reported on the statement of net position represents a liability to employees for OPEB. OPEB is a component of exchange transactions—between an employer and its employees—of salaries and benefits for employee services. OPEB are provided to an employee—on a deferred-payment basis—as part of the total compensation package offered by an employer for employee services each financial period. The obligation to sacrifice resources for OPEB is a present obligation because it was created as a result of employment exchanges that already have occurred.

The net OPEB liability represents the District’s proportionate share of each OPEB plan’s collective actuarial present value of projected benefit payments attributable to past periods of service, net of each OPEB plan’s fiduciary net position. The net OPEB liability calculation is dependent on critical long-term variables, including estimated average life expectancies, earnings on investments, cost of living adjustments and others. While these estimates use the best information available, unknowable future events require adjusting these estimates annually.

The Ohio Revised Code limits the District’s obligation for this liability to annually required payments. The District cannot control benefit terms or the manner in which OPEB are financed; however, the District does receive the benefit of employees’ services in exchange for compensation including OPEB.

GASB 75 assumes the liability is solely the obligation of the employer, because they benefit from employee services. OPEB contributions come from these employers and health care plan enrollees which pay a portion of the health care costs in the form of a monthly premium. The Ohio Revised Code permits, but does not require the retirement systems to provide healthcare to eligible benefit recipients. Any change to benefits or funding could significantly affect the net OPEB liability. Resulting adjustments to the net OPEB liability would be effective when the changes are legally enforceable. The retirement systems may allocate a portion of the employer contributions to provide for these OPEB benefits.

The proportionate share of each plan’s unfunded benefits is presented as a long-term *net OPEB liability* on the accrual basis of accounting. Any liability for the contractually-required OPEB contribution outstanding at the end of the year is included in *pension and postemployment benefits payable* on both the accrual and modified accrual bases of accounting.

***Plan Description - School Employees Retirement System (SERS)***

Health Care Plan Description - The District contributes to the SERS Health Care Fund, administered by SERS for non-certificated retirees and their beneficiaries. For GASB 75 purposes, this plan is considered a cost-sharing other postemployment benefit (OPEB) plan. SERS’ Health Care Plan provides healthcare benefits to eligible individuals receiving retirement, disability, and survivor benefits, and to their eligible dependents. Members who retire after June 1, 1986, need 10 years of service credit, exclusive of most types of purchased credit, to qualify to participate in SERS’ health care coverage. In addition to age and service retirees, disability benefit recipients and beneficiaries who are receiving monthly benefits due to the death of a member or retiree, are eligible for SERS’ health care coverage. Most retirees and dependents choosing SERS’ health care coverage are over the age of 65 and therefore enrolled in a fully insured Medicare Advantage plan; however, SERS maintains a traditional, self-insured preferred provider organization for its non-Medicare retiree population. For both groups, SERS offers a self-insured prescription drug program. Health care is a benefit that is permitted, not mandated, by statute. The financial report of the Plan is included in the SERS Comprehensive Annual Financial Report which can be obtained on SERS’ website at [www.ohsers.org](http://www.ohsers.org) under Employers/Audit Resources.

**INDIAN HILL EXEMPTED VILLAGE SCHOOL DISTRICT  
HAMILTON COUNTY, OHIO**

NOTES TO THE BASIC FINANCIAL STATEMENTS  
FOR THE FISCAL YEAR ENDED JUNE 30, 2018

**NOTE 14 - DEFINED BENEFIT OPEB PLANS - (Continued)**

Access to health care for retirees and beneficiaries is permitted in accordance with Section 3309 of the Ohio Revised Code. The Health Care Fund was established and is administered in accordance with Internal Revenue Code Section 105(e). SERS' Retirement Board reserves the right to change or discontinue any health plan or program. Active employee members do not contribute to the Health Care Plan. The SERS Retirement Board established the rules for the premiums paid by the retirees for health care coverage for themselves and their dependents or for their surviving beneficiaries. Premiums vary depending on the plan selected, qualified years of service, Medicare eligibility, and retirement status.

Funding Policy - State statute permits SERS to fund the health care benefits through employer contributions. Each year, after the allocation for statutorily required pensions and benefits, the Retirement Board may allocate the remainder of the employer contribution of 14 percent of covered payroll to the Health Care Fund in accordance with the funding policy. For fiscal year 2018, .5 percent of covered payroll was made to health care. An additional health care surcharge on employers is collected for employees earning less than an actuarially determined minimum compensation amount, pro-rated if less than a full year of service credit was earned. For fiscal year 2018, this amount was \$23,700. Statutes provide that no employer shall pay a health care surcharge greater than 2 percent of that employer's SERS-covered payroll; nor may SERS collect in aggregate more than 1.5 percent of the total statewide SERS-covered payroll for the health care surcharge. For fiscal year 2018, the District's surcharge obligation was \$73,173.

The surcharge added to the allocated portion of the 14 percent employer contribution rate is the total amount assigned to the Health Care Fund. The District's contractually required contribution to SERS was \$96,979 for fiscal year 2018. Of this amount, \$74,567 is reported pension and postemployment benefits payable.

***Plan Description - State Teachers Retirement System (STRS)***

Plan Description – The State Teachers Retirement System of Ohio (STRS) administers a cost-sharing Health Plan administered for eligible retirees who participated in the defined benefit or combined pension plans offered by STRS. Ohio law authorizes STRS to offer this plan. Benefits include hospitalization, physicians' fees, prescription drugs and partial reimbursement of monthly Medicare Part B premiums. Medicare Part B premium reimbursements will be discontinued effective January 1, 2020. The Plan is included in the report of STRS which can be obtained by visiting [www.strsoh.org](http://www.strsoh.org) or by calling (888) 227-7877.

Funding Policy – Ohio Revised Code Chapter 3307 authorizes STRS to offer the Plan and gives the Retirement Board discretionary authority over how much, if any, of the health care costs will be absorbed by STRS. Active employee members do not contribute to the Health Care Plan. Nearly all health care plan enrollees, for the most recent year, pay a portion of the health care costs in the form of a monthly premium. Under Ohio law, funding for post-employment health care may be deducted from employer contributions, currently 14 percent of covered payroll. For the fiscal year ended June 30, 2018, STRS did not allocate any employer contributions to post-employment health care.

**INDIAN HILL EXEMPTED VILLAGE SCHOOL DISTRICT  
HAMILTON COUNTY, OHIO**

NOTES TO THE BASIC FINANCIAL STATEMENTS  
FOR THE FISCAL YEAR ENDED JUNE 30, 2018

**NOTE 14 - DEFINED BENEFIT OPEB PLANS - (Continued)**

***Net OPEB Liability***

The net OPEB liability was measured as of June 30, 2017, and the total OPEB liability used to calculate the net OPEB liability was determined by an actuarial valuation as of that date. The District's proportion of the net OPEB liability was based on the District's share of contributions to the respective retirement systems relative to the contributions of all participating entities. Following is information related to the proportionate share and OPEB expense:

	<u>SERS</u>	<u>STRS</u>	<u>Total</u>
Proportion of the net OPEB liability prior measurement date	0.15604927%	0.14569108%	
Proportion of the net OPEB liability current measurement date	<u>0.15117360%</u>	<u>0.14425203%</u>	
Change in proportionate share	<u>-0.00487567%</u>	<u>-0.00143905%</u>	
Proportionate share of the net OPEB liability	\$ 4,057,102	\$ 5,628,182	\$ 9,685,284
OPEB expense	\$ 200,785	\$ (1,728,410)	\$ (1,527,625)

At June 30, 2018, the District reported deferred outflows of resources and deferred inflows of resources related to OPEB from the following sources:

	<u>SERS</u>	<u>STRS</u>	<u>Total</u>
<b>Deferred outflows of resources</b>			
Differences between expected and actual experience	\$ -	\$ 324,893	\$ 324,893
District contributions subsequent to the measurement date	<u>96,979</u>	<u>-</u>	<u>96,979</u>
Total deferred outflows of resources	<u>\$ 96,979</u>	<u>\$ 324,893</u>	<u>\$ 421,872</u>
	<u>SERS</u>	<u>STRS</u>	<u>Total</u>
<b>Deferred inflows of resources</b>			
Net difference between projected and actual earnings on pension plan investments	\$ 10,714	\$ 240,562	\$ 251,276
Changes of assumptions	384,998	453,369	838,367
Difference between District contributions and proportionate share of contributions/ change in proportionate share	<u>114,005</u>	<u>65,967</u>	<u>179,972</u>
Total deferred inflows of resources	<u>\$ 509,717</u>	<u>\$ 759,898</u>	<u>\$ 1,269,615</u>

**INDIAN HILL EXEMPTED VILLAGE SCHOOL DISTRICT  
HAMILTON COUNTY, OHIO**

NOTES TO THE BASIC FINANCIAL STATEMENTS  
FOR THE FISCAL YEAR ENDED JUNE 30, 2018

**NOTE 14 - DEFINED BENEFIT OPEB PLANS - (Continued)**

\$96,979 reported as deferred outflows of resources related to OPEB resulting from District contributions subsequent to the measurement date will be recognized as a reduction of the net OPEB liability in the year ending June 30, 2019. Other amounts reported as deferred outflows of resources and deferred inflows of resources related to OPEB will be recognized in OPEB expense as follows:

	SERS	STRS	Total
Fiscal Year Ending June 30:			
2019	\$ (183,476)	\$ (92,546)	\$ (276,022)
2020	(183,476)	(92,546)	(276,022)
2021	(140,085)	(92,546)	(232,631)
2022	(2,678)	(92,546)	(95,224)
2023	(2)	(32,408)	(32,410)
Thereafter	-	(32,413)	(32,413)
Total	\$ (509,717)	\$ (435,005)	\$ (944,722)

***Actuarial Assumptions - SERS***

The total OPEB liability is determined by SERS' actuaries in accordance with GASB Statement No. 74, as part of their annual actuarial valuation for each retirement plan. Actuarial valuations of an ongoing plan involve estimates of the value of reported amounts (e.g., salaries, credited service) and assumptions about the probability of occurrence of events far into the future (e.g., mortality, disabilities, retirements, employment terminations). Actuarially determined amounts are subject to continual review and potential modifications, as actual results are compared with past expectations and new estimates are made about the future.

Projections of benefits for financial reporting purposes are based on the substantive plan (the plan as understood by the employers and plan members) and include the types of benefits provided at the time of each valuation and the historical pattern of sharing benefit costs between the employers and plan members to that point. The projection of benefits for financial reporting purposes does not explicitly incorporate the potential effects of legal or contractual funding limitations.

Actuarial calculations reflect a long-term perspective. For a newly hired employee, actuarial calculations will take into account the employee's entire career with the employer and also take into consideration the benefits, if any, paid to the employee after termination of employment until the death of the employee and any applicable contingent annuitant. In many cases, actuarial calculations reflect several decades of service with the employer and the payment of benefits after termination.

**INDIAN HILL EXEMPTED VILLAGE SCHOOL DISTRICT  
HAMILTON COUNTY, OHIO**

NOTES TO THE BASIC FINANCIAL STATEMENTS  
FOR THE FISCAL YEAR ENDED JUNE 30, 2018

**NOTE 14 - DEFINED BENEFIT OPEB PLANS - (Continued)**

Key methods and assumptions used in calculating the total OPEB liability in the latest actuarial valuation date of June 30, 2017, are presented below:

Wage inflation	3.00 percent
Future salary increases, including inflation	3.50 percent to 18.20 percent
Investment rate of return	7.50 percent net of investments expense, including inflation
Municipal bond index rate:	
Measurement date	3.56 percent
Prior measurement date	2.92 percent
Single equivalent interest rate, net of plan investment expense, including price inflation:	
Measurement date	3.63 percent
Prior measurement date	2.98 percent
Medical trend assumption:	
Medicare	5.50 to 5.00 percent
Pre-Medicare	7.50 to 5.00 percent

Mortality rates were based on the RP-2014 Blue Collar Mortality Table with fully generational projection and Scale BB, 120 percent of male rates and 110 percent of female rates. RP-2000 Disabled Mortality Table with 90 percent for male rates and 100 percent for female rates set back five years.

The most recent experience study was completed for the five year period ended June 30, 2015.

The long-term expected rate of return on plan assets is reviewed as part of the actuarial five-year experience study. The most recent study covers fiscal years 2010 through 2015, and was adopted by the Board on April 21, 2016. Several factors are considered in evaluating the long-term rate of return assumption including long-term historical data, estimates inherent in current market data, and a log-normal distribution analysis in which best-estimate ranges of expected future real rates of return were developed by the investment consultant for each major asset class. These ranges were combined to produce the long-term expected rate of return, 7.50 percent, by weighting the expected future real rates of return by the target asset allocation percentage and then adding expected inflation. The capital market assumptions developed by the investment consultant are intended for use over a 10-year horizon and may not be useful in setting the long-term rate of return for funding pension plans which covers a longer timeframe. The assumption is intended to be a long-term assumption and is not expected to change absent a significant change in the asset allocation, a change in the inflation assumption, or a fundamental change in the market that alters expected returns in future years.

**INDIAN HILL EXEMPTED VILLAGE SCHOOL DISTRICT  
HAMILTON COUNTY, OHIO**

NOTES TO THE BASIC FINANCIAL STATEMENTS  
FOR THE FISCAL YEAR ENDED JUNE 30, 2018

**NOTE 14 - DEFINED BENEFIT OPEB PLANS - (Continued)**

The target asset allocation and best estimates of arithmetic real rates of return for each major asset class, as used in the June 30, 2015 five-year experience study, are summarized as follows:

Asset Class	Target Allocation	Long-Term Expected Real Rate of Return
Cash	1.00 %	0.50 %
US Stocks	22.50	4.75
Non-US Stocks	22.50	7.00
Fixed Income	19.00	1.50
Private Equity	10.00	8.00
Real Assets	15.00	5.00
Multi-Asset Strategies	10.00	3.00
Total	<u>100.00 %</u>	

**Discount Rate** - The discount rate used to measure the total OPEB liability at June 30, 2017 was 3.63 percent. The discount rate used to measure total OPEB liability prior to June 30, 2017 was 2.98 percent. The projection of cash flows used to determine the discount rate assumed that contributions will be made from members and the System at the state statute contribution rate of 2.00 percent of projected covered employee payroll each year, which includes a 1.50 percent payroll surcharge and 0.50 percent of contributions from the basic benefits plan. Based on these assumptions, the OPEB plan's fiduciary net position was projected to become insufficient to make future benefit payments during the fiscal year ending June 30, 2025. Therefore, the long-term expected rate of return on OPEB plan assets was used to present value the projected benefit payments through the fiscal year ending June 30, 2024 and the Fidelity General Obligation 20-year Municipal Bond Index rate of 3.56 percent, as of June 30, 2017 (i.e. municipal bond rate), was used to present value the projected benefit payments for the remaining years in the projection. The total present value of projected benefit payments from all years was then used to determine the single rate of return that was used as the discount rate. The projection of future benefit payments for all current plan members was until the benefit payments ran out.

**Sensitivity of the District's Proportionate Share of the Net OPEB Liability to Changes in the Discount Rate and Changes in the Health Care Cost Trend Rates** - The net OPEB liability is sensitive to changes in the discount rate and the health care cost trend rate. The following table presents the net OPEB liability of SERS, what SERS' net OPEB liability would be if it were calculated using a discount rate that is 1 percentage point lower (2.63%) and higher (4.63%) than the current discount rate (3.63%). Also shown is what SERS' net OPEB liability would be based on health care cost trend rates that are 1 percentage point lower (6.5% decreasing to 4.0%) and higher (8.5% decreasing to 6.0%) than the current rate.

	1% Decrease (2.63%)	Discount Rate (3.63%)	1% Increase (4.63%)
District's proportionate share of the net OPEB liability	\$ 4,899,468	\$ 4,057,102	\$ 3,389,734

**INDIAN HILL EXEMPTED VILLAGE SCHOOL DISTRICT  
HAMILTON COUNTY, OHIO**

NOTES TO THE BASIC FINANCIAL STATEMENTS  
FOR THE FISCAL YEAR ENDED JUNE 30, 2018

**NOTE 14 - DEFINED BENEFIT OPEB PLANS - (Continued)**

	1% Decrease (6.5 % decreasing to 4.0 %)	Current Trend Rate (7.5 % decreasing to 5.0 %)	1% Increase (8.5 % decreasing to 6.0 %)
District's proportionate share of the net OPEB liability	\$ 3,292,034	\$ 4,057,102	\$ 5,069,683

**Actuarial Assumptions - STRS**

Key methods and assumptions used in the latest actuarial valuation, reflecting experience study results used in the June 30, 2017, actuarial valuation are presented below:

Inflation	2.50 percent
Projected salary increases	12.50 percent at age 20 to 2.50 percent at age 65
Investment rate of return	7.45 percent, net of investment expenses, including inflation
Payroll increases	3 percent
Cost-of-living adjustments (COLA)	0.0 percent, effective July 1, 2017
Blended discount rate of return	4.13 percent
Health care cost trends	6 to 11 percent initial, 4.5 percent ultimate

Projections of benefits include the historical pattern of sharing benefit costs between the employers and retired plan members.

For healthy retirees the mortality rates are based on the RP-2014 Annuitant Mortality Table with 50 percent of rates through age 69, 70 percent of rates between ages 70 and 79, 90 percent of rates between ages 80 and 84, and 100 percent of rates thereafter, projected forward generationally using mortality improvement scale MP-2016. For disabled retirees, mortality rates are based on the RP-2014 Disabled Mortality Table with 90 percent of rates for males and 100 percent of rates for females, projected forward generationally using mortality improvement scale MP-2016.

Actuarial assumptions used in the June 30, 2017, valuation are based on the results of an actuarial experience study for the period July 1, 2011 through June 30, 2016.

Since the prior measurement date, the discount rate was increased from 3.26 percent to 4.13 percent based on the methodology defined under GASB Statement No. 74, Financial Reporting for Postemployment Benefit Plans Other Than Pension Plans (OPEB) and the long term expected rate of return was reduced from 7.75 percent to 7.45 percent. Valuation year per capita health care costs were updated, and the salary scale was modified. The percentage of future retirees electing each option was updated based on current data and the percentage of future disabled retirees and terminated vested participants electing health coverage were decreased. The assumed mortality, disability, retirement, withdrawal and future health care cost trend rates were modified along with the portion of rebated prescription drug costs.

**INDIAN HILL EXEMPTED VILLAGE SCHOOL DISTRICT  
HAMILTON COUNTY, OHIO**

NOTES TO THE BASIC FINANCIAL STATEMENTS  
FOR THE FISCAL YEAR ENDED JUNE 30, 2018

**NOTE 14 - DEFINED BENEFIT OPEB PLANS - (Continued)**

Also, since the prior measurement date, the subsidy multiplier for non-Medicare benefit recipients was reduced from 2.1 percent to 1.9 percent per year of service. Medicare Part B premium reimbursements were discontinued for certain survivors and beneficiaries and all remaining Medicare Part B premium reimbursements will be discontinued beginning January 2019. Subsequent to the current measurement date, the date for discontinuing remaining Medicare Part B premium reimbursements was extended to January 2020.

STRS' investment consultant develops an estimate range for the investment return assumption based on the target allocation adopted by the Retirement Board. The target allocation and long-term expected rate of return for each major asset class are summarized as follows:

<u>Asset Class</u>	<u>Target Allocation</u>	<u>Long Term Expected Real Rate of Return *</u>
Domestic Equity	28.00 %	7.35 %
International Equity	23.00	7.55
Alternatives	17.00	7.09
Fixed Income	21.00	3.00
Real Estate	10.00	6.00
Liquidity Reserves	<u>1.00</u>	2.25
Total	<u><u>100.00 %</u></u>	

\*10-Year geometric nominal returns, which include the real rate of return and inflation of 2.25% and does not include investment expenses. Over a 30-year period, STRS' investment consultant indicates that the above target allocations should generate a return above the actuarial rate of return, without net value added by management.

**Discount Rate** - The discount rate used to measure the total OPEB liability was 4.13 percent as of June 30, 2017. The projection of cash flows used to determine the discount rate assumes STRS Ohio continues to allocate no employer contributions to the health care fund. Based on these assumptions, the OPEB plan's fiduciary net position was not projected to be sufficient to make all projected future benefit payments of current plan members. The OPEB plan's fiduciary net position was projected to become insufficient to make future benefit payments during the fiscal year ending June 30, 2037. Therefore, the long-term expected rate of return on OPEB plan assets was used to determine the present value of the projected benefit payments through the fiscal year ending June 30, 2036 and the Bond Buyer 20-year municipal bond rate of 3.58 percent as of June 30, 2017 (i.e. municipal bond rate), was used to determine the present value of the projected benefit payments for the remaining years in the projection. The total present value of projected benefit payments from all years was then used to determine the single rate of return that was used as the discount rate. The blended discount rate of 4.13 percent, which represents the long-term expected rate of return of 7.45 percent for the funded benefit payments and the Bond Buyer 20-year municipal bond rate of 3.58 percent for the unfunded benefit payments, was used to measure the total OPEB liability as of June 30, 2017. A blended discount rate of 3.26 percent which represents the long term expected rate of return of 7.75 percent for the funded benefit payments and the Bond Buyer 20-year municipal bond rate of 2.85 percent for the unfunded benefit payments was used to measure the total OPEB liability at June 30, 2016.



**INDIAN HILL EXEMPTED VILLAGE SCHOOL DISTRICT  
HAMILTON COUNTY, OHIO**

NOTES TO THE BASIC FINANCIAL STATEMENTS  
FOR THE FISCAL YEAR ENDED JUNE 30, 2018

**NOTE 14 - DEFINED BENEFIT OPEB PLANS - (Continued)**

*Sensitivity of the District's Proportionate Share of the Net OPEB Liability to Changes in the Discount and Health Care Cost Trend Rate* - The following table represents the net OPEB liability as of June 30, 2017, calculated using the current period discount rate assumption of 4.13 percent, as well as what the net OPEB liability would be if it were calculated using a discount rate that is one percentage point lower (3.13 percent) or one percentage point higher (5.13 percent) than the current assumption. Also shown is the net OPEB liability as if it were calculated using health care cost trend rates that are one percentage point lower or one percentage point higher than the current health care cost trend rates.

	1% Decrease (3.13%)	Current Discount Rate (4.13%)	1% Increase (5.13%)
District's proportionate share of the net OPEB liability	\$ 7,555,744	\$ 5,628,182	\$ 4,104,778
	1% Decrease	Trend Rate	1% Increase
District's proportionate share of the net OPEB liability	\$ 3,910,220	\$ 5,628,182	\$ 7,889,221

**NOTE 15 - BUDGETARY BASIS OF ACCOUNTING**

While reporting financial position, results of operations, and changes in fund balance on the basis of generally accepted accounting principles (GAAP), the budgetary basis as provided by law is based upon accounting for certain transactions on a basis of cash receipts and disbursements.

The statement of revenue, expenditures and changes in fund balance - budget and actual (non-GAAP budgetary basis) presented for the general fund is presented on the budgetary basis to provide a meaningful comparison of actual results with the budget. The major differences between the budget basis and the GAAP basis are that:

- (a) Revenues and other financing sources are recorded when received in cash (budget basis) as opposed to when susceptible to accrual (GAAP basis);
- (b) Expenditures and other financing uses are recorded when paid in cash (budget basis) as opposed to when the liability is incurred (GAAP basis);
- (c) In order to determine compliance with Ohio law, and to reserve that portion of the applicable appropriation, total outstanding encumbrances (budget basis) are recorded as the equivalent of an expenditure, as opposed to assigned or committed fund balance for that portion of outstanding encumbrances not already recognized as an account payable (GAAP basis); and,
- (d) Some funds are included in the general fund (GAAP basis), but have separate legally adopted budgets (budget basis).

**INDIAN HILL EXEMPTED VILLAGE SCHOOL DISTRICT  
HAMILTON COUNTY, OHIO**

NOTES TO THE BASIC FINANCIAL STATEMENTS  
FOR THE FISCAL YEAR ENDED JUNE 30, 2018

**NOTE 15 - BUDGETARY BASIS OF ACCOUNTING - (Continued)**

The adjustments necessary to convert the results of operations for the year on the budget basis to the GAAP basis for the general fund is as follows:

**Net Change in Fund Balance**

	<u>General fund</u>
Budget basis	\$ 1,176,113
Net adjustment for revenue accruals	(2,312,539)
Net adjustment for expenditure accruals	(663,984)
Net adjustment for other sources/uses	490,017
Funds budgeted elsewhere	7,056
Adjustment for encumbrances	1,090,369
GAAP basis	\$ (212,968)

Certain funds that are legally budgeted in separate special revenue funds are considered part of the general fund on a GAAP basis. This includes the special trust fund and the public school support fund.

**NOTE 16 - CONTINGENCIES**

**A. Grants**

The District receives significant financial assistance from numerous federal, State and local agencies in the form of grants. The disbursement of funds received under these programs generally requires compliance with terms and conditions specified in the grant agreements and are subject to audit by the grantor agencies. Any disallowed claims resulting from such audits could become a liability of the District. However, in the opinion of management, any such disallowed claims will not have a material effect on the financial position of the District.

**B. Litigation**

The District is not party to any claims or lawsuits that would, in the District's opinion, have a material effect of the basic financial statements.

**C. Foundation funding**

School District foundation funding is based on the annualized full-time equivalent (FTE) enrollment of each student. The Ohio Department of Education (ODE) is legislatively required to adjust/reconcile funding as enrollment information is updated by schools throughout the State, which can extend past the fiscal year end. As of the date of this report, additional ODE adjustments for fiscal year 2018 are not finalized. As a result, the impact of future FTE adjustments on the fiscal year 2018 financial statements is not determinable, at this time. Management believes this may result in either an additional receivable to, or a liability of, the School District.

**INDIAN HILL EXEMPTED VILLAGE SCHOOL DISTRICT  
HAMILTON COUNTY, OHIO**

NOTES TO THE BASIC FINANCIAL STATEMENTS  
FOR THE FISCAL YEAR ENDED JUNE 30, 2018

**NOTE 17 - SET-ASIDES**

The District is required by State law to annually set-aside certain general fund revenue amounts, as defined by statutory formula, for the acquisition and construction of capital improvements. Amounts not spent by the end of the fiscal year or offset by similarly restricted resources received during the year must be held in cash at fiscal year-end. This amount must be carried forward to be used for the same purpose in future years. Expenditures exceeding the set-aside requirement may not be carried forward to the next fiscal year.

The following cash-basis information describes the change in the fiscal year-end set-aside amount for capital improvements. Disclosure of this information is required by State statute.

	<u>Capital Improvements</u>
Set-aside balance June 30, 2017	\$ -
Current year set-aside requirement	358,326
Current year qualifying expenditures	<u>(2,999,010)</u>
Total	<u>\$ (2,640,684)</u>
Balance carried forward to fiscal year 2019	<u>\$ -</u>
Set-aside balance June 30, 2018	<u>\$ -</u>

**NOTE 18 - INTERFUND TRANSACTIONS**

Interfund loans receivable/payable consisted of the following at June 30, 2018, as reported on the fund statements:

<u>Receivable fund</u>	<u>Payable fund</u>	<u>Amount</u>
General Fund	Nonmajor governmental funds	<u>\$ 32,500</u>

The primary purpose of the interfund balances is to cover costs in specific funds where revenues were not received by June 30. These interfund balances will be repaid once the anticipated revenues are received. Interfund balances between governmental funds are eliminated on the government-wide financial statements.

THIS PAGE IS INTENTIONALLY LEFT BLANK

REQUIRED SUPPLEMENTARY INFORMATION

**INDIAN HILL EXEMPTED VILLAGE SCHOOL DISTRICT  
HAMILTON COUNTY, OHIO**

SCHEDULES OF REQUIRED SUPPLEMENTARY INFORMATION

SCHEDULE OF THE DISTRICT'S PROPORTIONATE SHARE OF  
THE NET PENSION LIABILITY  
SCHOOL EMPLOYEES RETIREMENT SYSTEM (SERS) OF OHIO

LAST FIVE FISCAL YEARS

	<u>2018</u>	<u>2017</u>	<u>2016</u>	<u>2015</u>	<u>2014</u>
District's proportion of the net pension liability	0.14906850%	0.15464140%	0.15787490%	0.15158800%	0.15158800%
District's proportionate share of the net pension liability	\$ 8,906,514	\$ 11,318,324	\$ 9,008,495	\$ 7,671,782	\$ 9,014,452
District's covered payroll	\$ 5,052,064	\$ 4,760,650	\$ 4,682,458	\$ 4,449,336	\$ 3,818,064
District's proportionate share of the net pension liability as a percentage of its covered payroll	176.29%	237.75%	192.39%	172.43%	236.10%
Plan fiduciary net position as a percentage of the total pension liability	69.50%	62.98%	69.16%	71.70%	65.52%

Note: Information prior to 2014 was unavailable. Schedule is intended to show information for 10 years. Additional years will be displayed as they become available.

Amounts presented for each fiscal year were determined as of the District's measurement date which is the prior year-end.

SEE ACCOMPANYING NOTES TO THE REQUIRED SUPPLEMENTARY INFORMATION

**INDIAN HILL EXEMPTED VILLAGE SCHOOL DISTRICT  
HAMILTON COUNTY, OHIO**

SCHEDULES OF REQUIRED SUPPLEMENTARY INFORMATION

SCHEDULE OF THE DISTRICT'S PROPORTIONATE SHARE OF  
THE NET PENSION LIABILITY  
STATE TEACHERS RETIREMENT SYSTEM (STRS) OF OHIO

LAST FIVE FISCAL YEARS

	<u>2018</u>	<u>2017</u>	<u>2016</u>	<u>2015</u>	<u>2014</u>
District's proportion of the net pension liability	0.14425203%	0.14569108%	0.15100969%	0.13322101%	0.13322101%
District's proportionate share of the net pension liability	\$ 34,267,379	\$ 48,767,196	\$ 41,734,661	\$ 32,403,960	\$ 38,599,385
District's covered payroll	\$ 15,913,564	\$ 15,385,029	\$ 16,072,357	\$ 14,658,546	\$ 14,443,892
District's proportionate share of the net pension liability as a percentage of its covered payroll	215.33%	316.98%	259.67%	221.06%	267.24%
Plan fiduciary net position as a percentage of the total pension liability	75.30%	66.80%	72.10%	74.70%	69.30%

Note: Information prior to 2014 was unavailable. Schedule is intended to show information for 10 years. Additional years will be displayed as they become available.

Amounts presented for each fiscal year were determined as of the District's measurement date which is the prior year-end.

SEE ACCOMPANYING NOTES TO THE REQUIRED SUPPLEMENTARY INFORMATION

**INDIAN HILL EXEMPTED VILLAGE SCHOOL DISTRICT  
HAMILTON COUNTY, OHIO**

SCHEDULES OF REQUIRED SUPPLEMENTARY INFORMATION

SCHEDULE OF DISTRICT PENSION CONTRIBUTIONS  
SCHOOL EMPLOYEES RETIREMENT SYSTEM (SERS) OF OHIO

	LAST TEN FISCAL YEARS			
	<u>2018</u>	<u>2017</u>	<u>2016</u>	<u>2015</u>
Contractually required contribution	\$ 642,763	\$ 707,289	\$ 666,491	\$ 617,148
Contributions in relation to the contractually required contribution	<u>(642,763)</u>	<u>(707,289)</u>	<u>(666,491)</u>	<u>(617,148)</u>
Contribution deficiency (excess)	<u>\$ -</u>	<u>\$ -</u>	<u>\$ -</u>	<u>\$ -</u>
District's covered payroll	\$ 4,761,207	\$ 5,052,064	\$ 4,760,650	\$ 4,682,458
Contributions as a percentage of covered payroll	13.50%	14.00%	14.00%	13.18%

SEE ACCOMPANYING NOTES TO THE REQUIRED SUPPLEMENTARY INFORMATION



<u>2014</u>	<u>2013</u>	<u>2012</u>	<u>2011</u>	<u>2010</u>	<u>2009</u>
\$ 616,678	\$ 528,420	\$ 541,544	\$ 528,435	\$ 556,439	\$ 394,768
<u>(616,678)</u>	<u>(528,420)</u>	<u>(541,544)</u>	<u>(528,435)</u>	<u>(556,439)</u>	<u>(394,768)</u>
<u>\$ -</u>	<u>\$ -</u>	<u>\$ -</u>	<u>\$ -</u>	<u>\$ -</u>	<u>\$ -</u>
\$ 4,449,336	\$ 3,818,064	\$ 4,026,349	\$ 4,203,938	\$ 4,109,594	\$ 4,011,870
13.86%	13.84%	13.45%	12.57%	13.54%	9.84%

**INDIAN HILL EXEMPTED VILLAGE SCHOOL DISTRICT  
HAMILTON COUNTY, OHIO**

SCHEDULES OF REQUIRED SUPPLEMENTARY INFORMATION

SCHEDULE OF DISTRICT PENSION CONTRIBUTIONS  
STATE TEACHERS RETIREMENT SYSTEM (STRS) OF OHIO

	LAST TEN FISCAL YEARS			
	<u>2018</u>	<u>2017</u>	<u>2016</u>	<u>2015</u>
Contractually required contribution	\$ 2,314,505	\$ 2,227,899	\$ 2,153,904	\$ 2,250,130
Contributions in relation to the contractually required contribution	<u>(2,314,505)</u>	<u>(2,227,899)</u>	<u>(2,153,904)</u>	<u>(2,250,130)</u>
Contribution deficiency (excess)	<u>\$ -</u>	<u>\$ -</u>	<u>\$ -</u>	<u>\$ -</u>
District's covered payroll	\$ 16,532,179	\$ 15,913,564	\$ 15,385,029	\$ 16,072,357
Contributions as a percentage of covered payroll	14.00%	14.00%	14.00%	14.00%

SEE ACCOMPANYING NOTES TO THE REQUIRED SUPPLEMENTARY INFORMATION

<u>2014</u>	<u>2013</u>	<u>2012</u>	<u>2011</u>	<u>2010</u>	<u>2009</u>
\$ 1,905,611	\$ 1,877,706	\$ 1,956,088	\$ 1,980,167	\$ 1,946,419	\$ 1,920,373
<u>(1,905,611)</u>	<u>(1,877,706)</u>	<u>(1,956,088)</u>	<u>(1,980,167)</u>	<u>(1,946,419)</u>	<u>(1,920,373)</u>
<u>\$ -</u>	<u>\$ -</u>	<u>\$ -</u>	<u>\$ -</u>	<u>\$ -</u>	<u>\$ -</u>
\$ 14,658,546	\$ 14,443,892	\$ 15,046,831	\$ 15,232,054	\$ 14,972,454	\$ 14,772,100
13.00%	13.00%	13.00%	13.00%	13.00%	13.00%

**INDIAN HILL EXEMPTED VILLAGE SCHOOL DISTRICT  
HAMILTON COUNTY, OHIO**

SCHEDULES OF REQUIRED SUPPLEMENTARY INFORMATION

SCHEDULE OF THE DISTRICT'S PROPORTIONATE SHARE OF  
THE NET OPEB LIABILITY  
SCHOOL EMPLOYEES RETIREMENT SYSTEM (SERS) OF OHIO

LAST TWO FISCAL YEARS

	<b>2018</b>	<b>2017</b>
District's proportion of the net OPEB liability	0.15117360%	0.15604927%
District's proportionate share of the net OPEB liability	\$ 4,057,102	\$ 4,447,981
District's covered payroll	\$ 5,052,064	\$ 4,760,650
District's proportionate share of the net OPEB liability as a percentage of its covered payroll	80.31%	93.43%
Plan fiduciary net position as a percentage of the total OPEB liability	12.46%	11.49%

Note: Information prior to 2017 was unavailable. Schedule is intended to show information for 10 years. Additional years will be displayed as they become available.

Amounts presented for each fiscal year were determined as of the District's measurement date which is the prior year-end.

SEE ACCOMPANYING NOTES TO THE REQUIRED SUPPLEMENTARY INFORMATION

**INDIAN HILL EXEMPTED VILLAGE SCHOOL DISTRICT  
HAMILTON COUNTY, OHIO**

SCHEDULES OF REQUIRED SUPPLEMENTARY INFORMATION

SCHEDULE OF THE DISTRICT'S PROPORTIONATE SHARE OF  
THE NET OPEB LIABILITY  
STATE TEACHERS RETIREMENT SYSTEM (STRS) OF OHIO

LAST TWO FISCAL YEARS

	<b>2018</b>	<b>2017</b>
District's proportion of the net OPEB liability	0.14425203%	0.14569108%
District's proportionate share of the net OPEB liability	\$ 5,628,182	\$ 7,791,597
District's covered payroll	\$ 15,913,564	\$ 15,385,029
District's proportionate share of the net OPEB liability as a percentage of its covered payroll	35.37%	50.64%
Plan fiduciary net position as a percentage of the total OPEB liability	47.10%	37.33%

Note: Information prior to 2017 was unavailable. Schedule is intended to show information for 10 years. Additional years will be displayed as they become available.

Amounts presented for each fiscal year were determined as of the District's measurement date which is the prior year-end.

SEE ACCOMPANYING NOTES TO THE REQUIRED SUPPLEMENTARY INFORMATION

**INDIAN HILL EXEMPTED VILLAGE SCHOOL DISTRICT  
HAMILTON COUNTY, OHIO**

SCHEDULES OF REQUIRED SUPPLEMENTARY INFORMATION

SCHEDULE OF DISTRICT OPEB CONTRIBUTIONS  
SCHOOL EMPLOYEES RETIREMENT SYSTEM (SERS) OF OHIO

	LAST TEN FISCAL YEARS			
	<u>2018</u>	<u>2017</u>	<u>2016</u>	<u>2015</u>
Contractually required contribution	\$ 96,979	\$ 81,947	\$ 76,118	\$ 90,374
Contributions in relation to the contractually required contribution	<u>(96,979)</u>	<u>(81,947)</u>	<u>(76,118)</u>	<u>(90,374)</u>
Contribution deficiency (excess)	<u>\$ -</u>	<u>\$ -</u>	<u>\$ -</u>	<u>\$ -</u>
District's covered payroll	\$ 4,761,207	\$ 5,052,064	\$ 4,760,650	\$ 4,682,458
Contributions as a percentage of covered payroll	2.04%	1.62%	1.60%	1.93%

SEE ACCOMPANYING NOTES TO THE REQUIRED SUPPLEMENTARY INFORMATION

<u>2014</u>	<u>2013</u>	<u>2012</u>	<u>2011</u>	<u>2010</u>	<u>2009</u>
\$ 66,517	\$ 70,416	\$ 93,727	\$ 134,501	\$ 91,756	\$ 299,024
<u>(66,517)</u>	<u>(70,416)</u>	<u>(93,727)</u>	<u>(134,501)</u>	<u>(91,756)</u>	<u>(299,024)</u>
<u>\$ -</u>	<u>\$ -</u>	<u>\$ -</u>	<u>\$ -</u>	<u>\$ -</u>	<u>\$ -</u>
\$ 4,449,336	\$ 3,818,064	\$ 4,026,349	\$ 4,203,938	\$ 4,109,594	\$ 4,011,870
1.49%	1.84%	2.33%	3.20%	2.23%	7.45%

**INDIAN HILL EXEMPTED VILLAGE SCHOOL DISTRICT  
HAMILTON COUNTY, OHIO**

SCHEDULES OF REQUIRED SUPPLEMENTARY INFORMATION

SCHEDULE OF DISTRICT OPEB CONTRIBUTIONS  
STATE TEACHERS RETIREMENT SYSTEM (STRS) OF OHIO

	LAST TEN FISCAL YEARS			
	<u>2018</u>	<u>2017</u>	<u>2016</u>	<u>2015</u>
Contractually required contribution	\$ -	\$ -	\$ -	\$ -
Contributions in relation to the contractually required contribution	<u>-</u>	<u>-</u>	<u>-</u>	<u>-</u>
Contribution deficiency (excess)	<u>\$ -</u>	<u>\$ -</u>	<u>\$ -</u>	<u>\$ -</u>
District's covered payroll	\$ 16,532,179	\$ 15,913,564	\$ 15,385,029	\$ 16,072,357
Contributions as a percentage of covered payroll	0.00%	0.00%	0.00%	0.00%

SEE ACCOMPANYING NOTES TO THE REQUIRED SUPPLEMENTARY INFORMATION



<u>2014</u>	<u>2013</u>	<u>2012</u>	<u>2011</u>	<u>2010</u>	<u>2009</u>
\$ 139,230	\$ 144,439	\$ 150,468	\$ 152,321	\$ 149,725	\$ 143,364
<u>(139,230)</u>	<u>(144,439)</u>	<u>(150,468)</u>	<u>(152,321)</u>	<u>(149,725)</u>	<u>(143,364)</u>
<u>\$ -</u>	<u>\$ -</u>	<u>\$ -</u>	<u>\$ -</u>	<u>\$ -</u>	<u>\$ -</u>
\$ 14,658,546	\$ 14,443,892	\$ 15,046,831	\$ 15,232,054	\$ 14,972,454	\$ 14,772,100
1.00%	1.00%	1.00%	1.00%	1.00%	1.00%

**INDIAN HILL EXEMPTED VILLAGE SCHOOL DISTRICT  
HAMILTON COUNTY, OHIO**

NOTES TO REQUIRED SUPPLEMENTARY INFORMATION  
FOR THE FISCAL YEAR ENDED JUNE 30, 2018

PENSION

---

*SCHOOL EMPLOYEES RETIREMENT SYSTEM (SERS) OF OHIO*

Changes in benefit terms: There were no changes in benefit terms from the amounts reported for fiscal years 2014-2017. For fiscal year 2018, SERS changed from a fixed 3% annual increase to a Cost of Living Adjustment (COLA) based on the change in the Consumer Price Index (CPI-W), with a cap of 2.5% and a floor of 0%.

Changes in assumptions: There were no changes in methods and assumptions used in the calculation of actuarial determined contributions for fiscal years 2014-2016. For fiscal year 2017, the following changes of assumptions affected the total pension liability since the prior measurement date: (a) the assumed rate of inflation was reduced from 3.25% to 3.00%, (b) payroll growth assumption was reduced from 4.00% to 3.50%, (c) assumed real wage growth was reduced from 0.75% to 0.50%, (d) Rates of withdrawal, retirement and disability were updated to reflect recent experience, (e) mortality among active members was updated to RP-2014 Blue Collar Mortality Table with fully generational projection and a five year age set-back for both males and females, (f) mortality among service retired members, and beneficiaries was updated to the following RP-2014 Blue Collar Mortality Table with fully generational projection with Scale BB, 120% of male rates, and 110% of female rates, (g) mortality among disabled members was updated to RP-2000 Disabled Mortality Table, 90% for male rates and 100% for female rates, set back five years is used for the period after disability retirement and (h) the discount rate was reduced from 7.75% to 7.50%. There were no changes in methods and assumptions used in the calculation of actuarial determined contributions for fiscal year 2018.

*STATE TEACHERS RETIREMENT SYSTEM (STRS) OF OHIO*

Changes in benefit terms: There were no changes in benefit terms from the amounts reported for fiscal years 2014-2017. For fiscal year 2018, STRS decreased the Cost of Living Adjustment (COLA) to zero.

Changes in assumptions: There were no changes in methods and assumptions used in the calculation of actuarial determined contributions for fiscal years 2014-2017. For fiscal year 2018, the following changes of assumption affected the total pension liability since the prior measurement date: (a) the long term expected rate of return was reduced from 7.75% to 7.45%, (b) the inflation assumption was lowered from 2.75% to 2.50%, (c) the payroll growth assumption was lowered to 3.00%, (d) total salary increases rate was lowered by decreasing the merit component of the individual salary increases, in addition to a decrease of 0.25% due to lower inflation (e) the healthy and disabled mortality assumptions were updated to the RP-2014 mortality tables with generational improvement scale MP-2016 and (f) rates of retirement, termination and disability were modified to better reflect anticipated future experience.

(Continued)

**INDIAN HILL EXEMPTED VILLAGE SCHOOL DISTRICT  
HAMILTON COUNTY, OHIO**

NOTES TO REQUIRED SUPPLEMENTARY INFORMATION (CONTINUED)  
FOR THE FISCAL YEAR ENDED JUNE 30, 2018

OTHER POSTEMPLOYMENT BENEFITS (OPEB)

---

*SCHOOL EMPLOYEES RETIREMENT SYSTEM (SERS) OF OHIO*

Changes in benefit terms: There were no changes in benefit terms from the amounts reported for fiscal years 2017-2018.

Changes in assumptions: There were no changes in methods and assumptions used in the calculation of actuarial determined contributions for fiscal years 2017. For fiscal year 2018, the following changes of assumptions affected the total OPEB liability since the prior measurement date: (a) assumed rate of inflation was reduced from 3.25% to 3.00%, (b) payroll growth assumption was reduced from 4.00% to 3.50%, (c) assumed real wage growth was reduced from 0.75% to 0.50%, (d) rates of withdrawal, retirement, and disability were updated to reflect recent experience, (e) mortality among active members was updated to the following: RP-2014 Blue Collar Mortality Table with fully generational projection and a five-year age set-back for both males and females, (f) mortality among service retired members, and beneficiaries was updated to the following: RP-2014 Blue Collar Mortality Table with fully generational projection with Scale BB, 120% of male rates, and 110% of female rates, (g) mortality among disabled members was updated to the following: RP-2000 Disabled Mortality Table, 90% for male rates and 100% for female rates, set back five years is used for the period after disability retirement.

*STATE TEACHERS RETIREMENT SYSTEM (STRS) OF OHIO*

Changes in benefit terms: There were no changes in benefit terms from the amounts reported for fiscal year 2017. For fiscal year 2018, STRS reduced the subsidy multiplier for non-Medicare benefit recipients from 2.1% to 1.9% per year of service. Medicare Part B premium reimbursements were discontinued for certain survivors and beneficiaries and all remaining Medicare Part B premium reimbursements will be discontinued beginning January 2019.

Changes in assumptions: There were no changes in methods and assumptions used in the calculation of actuarial determined contributions for fiscal year 2017. For fiscal year 2018, the following changes of assumption affected the total OPEB liability since the prior measurement date: (a) the discount rate was increased from 3.26% to 4.13% based on the methodology defined under GASB Statement No. 74, Financial Reporting for Postemployment Benefit Plans Other Than Pension Plans (OPEB), (b) the long term expected rate of return was reduced from 7.75% to 7.45%, (c) valuation year per capita health care costs were updated, and the salary scale was modified, (d) the percentage of future retirees electing each option was updated based on current data and the percentage of future disabled retirees and terminated vested participants electing health coverage were decreased and (e) the assumed mortality, disability, retirement, withdrawal and future health care cost trend rates were modified along with the portion of rebated prescription drug costs.

THIS PAGE IS INTENTIONALLY LEFT BLANK

**INDIAN HILL EXEMPTED VILLAGE SCHOOL DISTRICT  
HAMILTON COUNTY**

**SCHEDULE OF REVENUES AND EXPENDITURES OF FEDERAL AWARDS  
FOR THE YEAR ENDED JUNE 30, 2018**

<b>FEDERAL GRANTOR Pass Through Grantor Program / Cluster Title</b>	<b>Federal CFDA Number</b>	<b>Pass Through Entity Identifying Number</b>	<b>Total Federal Revenues</b>	<b>Total Federal Expenditures</b>
<b>U.S. DEPARTMENT OF AGRICULTURE</b>				
<i>Passed Through Ohio Department of Education</i>				
Child Nutrition Cluster:				
Non-Cash Assistance (Food Distribution):				
National School Lunch Program	10.555	3L60	\$26,334	\$15,715
Cash Assistance:				
National School Lunch Program	10.555	3L60	<u>34,431</u>	<u>34,431</u>
Total U.S. Department of Agriculture - Total Child Nutrition Cluster			<u><b>60,765</b></u>	<u><b>50,146</b></u>
<b>U.S. DEPARTMENT OF EDUCATION</b>				
<i>Passed Through Ohio Department of Education</i>				
Title I, Part A Cluster:				
Grants to Local Education Agencies (Title I)	84.010	3M00	<u>161,534</u>	<u>170,449</u>
Total Title I, Part A			<u>161,534</u>	<u>170,449</u>
Special Education Cluster:				
Special Education Grants to States (IDEA part B)	84.027	3M20	543,618	540,978
IDEA Preschool Grant	84.173	3C50	<u>3,828</u>	<u>3,828</u>
Total Special Education Cluster			<u>547,446</u>	<u>544,806</u>
Student Support & Academic Enrichment	84.424		1,234	1,100
Title II-A - Improving Teacher Quality	84.367	3Y60	43,575	44,921
Total U.S. Department of Education			<u><b>753,789</b></u>	<u><b>761,276</b></u>
<b>Total Expenditures of Federal Awards</b>			<u><b>\$814,554</b></u>	<u><b>\$811,422</b></u>

*The accompanying notes are an integral part of this schedule.*

**INDIAN HILL EXEMPTED VILLAGE SCHOOL DISTRICT  
HAMILTON COUNTY**

**NOTES TO THE SCHEDULE OF REVENUES AND EXPENDITURES OF FEDERAL AWARDS  
2 CFR 200.510(b)(6)  
FOR THE YEAR ENDED JUNE 30, 2018**

**NOTE A – BASIS OF PRESENTATION**

The accompanying Schedule of Revenues and Expenditures of Federal Awards (the Schedule) includes the federal award activity of Indian Hill Exempted Village School District (the District's) under programs of the federal government for the year ended June 30, 2018. The information on this Schedule is prepared in accordance with the requirements of Title 2 U.S. Code of Federal Regulations Part 200, *Uniform Administrative Requirements, Cost Principles, and Audit Requirements for Federal Awards* (Uniform Guidance). Because the Schedule presents only a selected portion of the operations of the District, it is not intended to and does not present the financial position, changes in net position, or cash flows of the District.

**NOTE B – SUMMARY OF SIGNIFICANT ACCOUNTING POLICIES**

Expenditures reported on the Schedule are reported on the cash basis of accounting. Such expenditures are recognized following the cost principles contained in Title 2 U.S. Code of Federal Regulations Part 200, Uniform Administrative Requirement, Cost Principles, and Audit Requirements for Federal Awards. The District has elected not to use the 10-percent de minimis indirect cost rate as allowed under the Uniform Guidance.

**NOTE C - SUBRECIPIENTS**

Indian Hill Exempted Village School District does not have subrecipients.

**NOTE D - CHILD NUTRITION CLUSTER**

The District commingles cash receipts from the U.S. Department of Agriculture with similar State grants. When reporting expenditures on this Schedule, the Government assumes it expends federal monies first.

**NOTE E – FOOD DONATION PROGRAM**

The District reports commodities consumed on the Schedule at the entitlement value. The District allocated donated food commodities to the respective program that benefitted from the use of those donated food commodities.

# OHIO AUDITOR OF STATE KEITH FABER



## INDEPENDENT AUDITOR'S REPORT ON INTERNAL CONTROL OVER FINANCIAL REPORTING AND ON COMPLIANCE AND OTHER MATTERS REQUIRED BY GOVERNMENT AUDITING STANDARDS

Indian Hill Exempted Village School District  
Hamilton County  
6855 Drake Road  
Cincinnati, Ohio 45243

To the Board of Education:

We have audited, in accordance with auditing standards generally accepted in the United States and the Comptroller General of the United States' *Government Auditing Standards*, the financial statements of the governmental activities, each major fund, and the aggregate remaining fund information of the Indian Hill Exempted Village School District, Hamilton County, (the District) as of and for the year ended June 30, 2018, and the related notes to the financial statements, which collectively comprise the District's basic financial statements and have issued our report thereon dated January 24, 2019, wherein we noted the District adopted Governmental Accounting Standards Board (GASB) Statement No. 75, *Accounting and Financial Reporting for Postemployment Benefits Other than Pensions*.

### ***Internal Control Over Financial Reporting***

As part of our financial statement audit, we considered the District's internal control over financial reporting (internal control) to determine the audit procedures appropriate in the circumstances to the extent necessary to support our opinion on the financial statements, but not to the extent necessary to opine on the effectiveness of the District's internal control. Accordingly, we have not opined on it.

A *deficiency in internal control* exists when the design or operation of a control does not allow management or employees, when performing their assigned functions, to prevent, or detect and timely correct misstatements. A *material weakness* is a deficiency, or combination of internal control deficiencies resulting in a reasonable possibility that internal control will not prevent or detect and timely correct a material misstatement of the District's financial statements. A *significant deficiency* is a deficiency, or a combination of deficiencies, in internal control that is less severe than a material weakness, yet important enough to merit attention by those charged with governance.

Our consideration of internal control was for the limited purpose described in the first paragraph of this section and was not designed to identify all internal control deficiencies that might be material weaknesses or significant deficiencies. Given these limitations, we did not identify any deficiencies in internal control that we consider material weaknesses. However, unidentified material weaknesses may exist.

***Compliance and Other Matters***

As part of reasonably assuring whether the District's financial statements are free of material misstatement, we tested its compliance with certain provisions of laws, regulations, contracts, and grant agreements, noncompliance with which could directly and materially affect the determination of financial statement amounts. However, opining on compliance with those provisions was not an objective of our audit and accordingly, we do not express an opinion. The results of our tests disclosed no instances of noncompliance or other matters we must report under *Government Auditing Standards*.

***Purpose of this Report***

This report only describes the scope of our internal control and compliance testing and our testing results, and does not opine on the effectiveness of the District's internal control or on compliance. This report is an integral part of an audit performed under *Government Auditing Standards* in considering the District's internal control and compliance. Accordingly, this report is not suitable for any other purpose.



Keith Faber  
Auditor of State  
Columbus, Ohio

January 24, 2019



# OHIO AUDITOR OF STATE KEITH FABER



## INDEPENDENT AUDITOR'S REPORT ON COMPLIANCE WITH REQUIREMENTS APPLICABLE TO THE MAJOR FEDERAL PROGRAM AND ON INTERNAL CONTROL OVER COMPLIANCE REQUIRED BY THE UNIFORM GUIDANCE

Indian Hill Exempted Village School District  
Hamilton County  
6855 Drake Road  
Cincinnati, Ohio 45243

To the Board of Education:

### ***Report on Compliance for the Major Federal Program***

We have audited the Indian Hill Exempted Village School District's (the District) compliance with the applicable requirements described in the U.S. Office of Management and Budget (OMB) *Compliance Supplement* that could directly and materially affect the Indian Hill Exempted Village School District's major federal program for the year ended June 30, 2018. The *Summary of Auditor's Results* in the accompanying schedule of findings identifies the District's major federal programs.

### ***Management's Responsibility***

The District's Management is responsible for complying with federal statutes, regulations, and the terms and conditions of its federal awards applicable to its federal programs.

### ***Auditor's Responsibility***

Our responsibility is to opine on the District's compliance for the District's major federal programs based on our audit of the applicable compliance requirements referred to above. Our compliance audit followed auditing standards generally accepted in the United States of America; the standards for financial audits included in the Comptroller General of the United States' *Government Auditing Standards*; and the audit requirements of Title 2 U.S. *Code of Federal Regulations* Part 200, *Uniform Administrative Requirements, Cost Principles, and Audit Requirements for Federal Awards* (Uniform Guidance). These standards and the Uniform Guidance require us to plan and perform the audit to reasonably assure whether noncompliance with the applicable compliance requirements referred to above that could directly and materially affect a major federal program occurred. An audit includes examining, on a test basis, evidence about the District's compliance with those requirements and performing such other procedures as we considered necessary in the circumstances.

We believe our audit provides a reasonable basis for our compliance opinion on the District's major programs. However, our audit does not provide a legal determination of the District's compliance.

***Opinion on the Major Federal Program***

In our opinion, the Indian Hill Exempted Village School District complied, in all material respects with the compliance requirements referred to above that could directly and materially affect its major federal program for the year ended June 30, 2018.

***Report on Internal Control Over Compliance***

The District's management is responsible for establishing and maintaining effective internal control over compliance with the applicable compliance requirements referred to above. In planning and performing our compliance audit, we considered the District's internal control over compliance with the applicable requirements that could directly and materially affect a major federal program, to determine our auditing procedures appropriate for opining on each major federal program's compliance and to test and report on internal control over compliance in accordance with the Uniform Guidance, but not to the extent needed to opine on the effectiveness of internal control over compliance. Accordingly, we have not opined on the effectiveness of the District's internal control over compliance.

*A deficiency in internal control over compliance* exists when the design or operation of a control over compliance does not allow management or employees, when performing their assigned functions, to prevent, or to timely detect and correct, noncompliance with a federal program's applicable compliance requirement. A *material weakness in internal control over compliance* is a deficiency, or combination of deficiencies, in internal control over compliance, such that there is a reasonable possibility that material noncompliance with a federal program compliance requirement will not be prevented, or timely detected and corrected. A *significant deficiency in internal control over compliance* is a deficiency, or a combination of deficiencies, in internal control over compliance with federal program's applicable compliance requirement that is less severe than a material weakness in internal control over compliance, yet important enough to merit attention by those charged with governance.

Our consideration of internal control over compliance was for the limited purpose described in the first paragraph of this section and would not necessarily identify all deficiencies in internal control over compliance that might be material weaknesses or significant deficiencies. We did not identify any deficiencies in internal control over compliance that we consider to be material weaknesses. However, material weaknesses may exist that have not been identified.

This report only describes the scope of our internal control over compliance tests and the results of this testing based on Uniform Guidance requirements. Accordingly, this report is not suitable for any other purpose.



Keith Faber  
Auditor of State  
Columbus, Ohio

January 24, 2019

**INDIAN HILL EXEMPTED VILLAGE SCHOOL DISTRICT  
HAMILTON COUNTY**

**SCHEDULE OF FINDINGS  
2 CFR § 200.515  
JUNE 30, 2018**

**1. SUMMARY OF AUDITOR'S RESULTS**

<i>(d)(1)(i)</i>	Type of Financial Statement Opinion	Unmodified
<i>(d)(1)(ii)</i>	Were there any material weaknesses in internal control reported at the financial statement level (GAGAS)?	No
<i>(d)(1)(ii)</i>	Were there any significant deficiencies in internal control reported at the financial statement level (GAGAS)?	No
<i>(d)(1)(iii)</i>	Was there any reported material noncompliance at the financial statement level (GAGAS)?	No
<i>(d)(1)(iv)</i>	Were there any material weaknesses in internal control reported for major federal programs?	No
<i>(d)(1)(iv)</i>	Were there any significant deficiencies in internal control reported for major federal programs?	No
<i>(d)(1)(v)</i>	Type of Major Programs' Compliance Opinion	Unmodified
<i>(d)(1)(vi)</i>	Are there any reportable findings under 2 CFR § 200.516(a)?	No
<i>(d)(1)(vii)</i>	Major Programs (list):	Special Education Cluster: 84.027 and 84.173
<i>(d)(1)(viii)</i>	Dollar Threshold: Type A/B Programs	Type A: > \$ 750,000 Type B: all others
<i>(d)(1)(ix)</i>	Low Risk Auditee under 2 CFR §200.520?	Yes

**2. FINDINGS RELATED TO THE FINANCIAL STATEMENTS  
REQUIRED TO BE REPORTED IN ACCORDANCE WITH GAGAS**

None

**3. FINDINGS AND QUESTIONED COSTS FOR FEDERAL AWARDS**

None

**This page intentionally left blank.**

# OHIO AUDITOR OF STATE KEITH FABER



**INDIAN HILL EXEMPTED VILLAGE SCHOOL DISTRICT**

**HAMILTON COUNTY**

## **CLERK'S CERTIFICATION**

**This is a true and correct copy of the report which is required to be filed in the Office of the Auditor of State pursuant to Section 117.26, Revised Code, and which is filed in Columbus, Ohio.**

*Susan Babbitt*

**CLERK OF THE BUREAU**

**CERTIFIED  
FEBRUARY 12, 2019**