

**BLOOMFIELD-MESPO LOCAL SCHOOL DISTRICT
TRUMBULL COUNTY, OHIO**

***BASIC FINANCIAL STATEMENTS
(AUDITED)***

**FOR THE FISCAL YEAR ENDED
JUNE 30, 2017**

ROB HOLLADA, TREASURER



Dave Yost • Auditor of State

Board of Education
Bloomfield-Mespo Local School District
2077 Park Road West
North Bloomfield, Ohio 44450

We have reviewed the *Independent Auditor's Report* of the Bloomfield-Mespo Local School District, Trumbull County, prepared by Julian & Grube, Inc., for the audit period July 1, 2016 through June 30, 2017. Based upon this review, we have accepted these reports in lieu of the audit required by Section 117.11, Revised Code. The Auditor of State did not audit the accompanying financial statements and, accordingly, we are unable to express, and do not express an opinion on them.

Our review was made in reference to the applicable sections of legislative criteria, as reflected by the Ohio Constitution, and the Revised Code, policies, procedures and guidelines of the Auditor of State, regulations and grant requirements. The Bloomfield-Mespo Local School District is responsible for compliance with these laws and regulations.

A handwritten signature in black ink that reads "Dave Yost".

Dave Yost
Auditor of State

February 5, 2018

This page intentionally left blank.

**BLOOMFIELD-MESPO LOCAL SCHOOL DISTRICT
TRUMBULL COUNTY, OHIO**

TABLE OF CONTENTS

Independent Auditor’s Report	1 - 2
Management’s Discussion and Analysis	3 - 14
Basic Financial Statements:	
Government-Wide Financial Statements:	
Statement of Net Position	15
Statement of Activities	16
Fund Financial Statements:	
Balance Sheet - Governmental Funds	17
Reconciliation of Total Governmental Fund Balances to Net Position of Governmental Activities	18
Statement of Revenues, Expenditures and Changes in Fund Balances - Governmental Funds	19
Reconciliation of the Statement of Revenues, Expenditures and Changes in Fund Balances of Governmental Funds to the Statement of Activities	20
Statement of Revenues, Expenditures and Changes in Fund Balance - Budget and Actual (Non-GAAP Budgetary Basis) - General Fund	21
Statement of Revenues, Expenditures and Changes in Fund Balance - Budget and Actual (Non-GAAP Budgetary Basis) - Title I Fund	22
Statement of Fiduciary Assets and Liabilities - Fiduciary Fund.	23
Notes to the Basic Financial Statements	24 - 58
Required Supplementary Information:	
Schedule of the District’s Proportionate Share of the Net Pension Liability:	
School Employees Retirement System (SERS) of Ohio	59
State Teachers Retirement System (STRS) of Ohio	60
Schedule of District Contributions:	
School Employees Retirement System (SERS) of Ohio	61 - 62
State Teachers Retirement System (STRS) of Ohio	63 - 64
Notes to Required Supplementary Information	65
Supplementary Information:	
Schedule of Expenditures of Federal Awards	66
Independent Auditor’s Report on Internal Control Over Financial Reporting and on Compliance and Other Matters Required by <i>Government Auditing Standards</i>	67 - 68
Independent Auditor’s Report on Compliance With Requirements Applicable to the Major Federal Program and on Internal Control Over Compliance Required by the Uniform Guidance	69 - 70
Schedule of Findings 2 <i>CFR</i> § 200.515	71

This page intentionally left blank.



Julian & Grube, Inc.
Serving Ohio Local Governments

333 County Line Rd. West, Westerville, OH 43082 Phone: 614.846.1899 Fax: 614.846.2799

Independent Auditor's Report

Bloomfield-Mespo Local School District
Trumbull County
2077 Park Road West
North Bloomfield, Ohio 44450

To the Board of Education:

Report on the Financial Statements

We have audited the accompanying financial statements of the governmental activities, each major fund, and the aggregate remaining fund information of the Bloomfield-Mespo Local School District, Trumbull County, Ohio, as of and for the fiscal year ended June 30, 2017 and the related notes to the financial statements, which collectively comprise the Bloomfield-Mespo Local School District's basic financial statements as listed in the table of contents.

Management's Responsibility for the Financial Statements

Management is responsible for preparing and fairly presenting these financial statements in accordance with accounting principles generally accepted in the United States of America; this includes designing, implementing, and maintaining internal control relevant to preparing and fairly presenting financial statements that are free from material misstatement, whether due to fraud or error.

Auditor's Responsibility

Our responsibility is to opine on these financial statements based on our audit. We audited in accordance with auditing standards generally accepted in the United States of America and the financial audit standards in the Comptroller General of the United States' *Government Auditing Standards*. Those standards require us to plan and perform the audit to reasonably assure the financial statements are free from material misstatement.

An audit requires obtaining evidence about financial statement amounts and disclosures. The procedures selected depend on our judgment, including assessing the risks of material financial statement misstatement, whether due to fraud or error. In assessing those risks, we consider internal control relevant to the Bloomfield-Mespo Local School District's preparation and fair presentation of the financial statements in order to design audit procedures that are appropriate in the circumstances, but not to the extent needed to opine on the effectiveness of the Bloomfield-Mespo Local School District's internal control. Accordingly, we express no opinion. An audit also includes evaluating the appropriateness of management's accounting policies and the reasonableness of their significant accounting estimates, as well as our evaluation of the overall financial statement presentation.

We believe the audit evidence we obtained is sufficient and appropriate to support our audit opinions.

Opinion

In our opinion, the financial statements referred to above present fairly, in all material respects, the respective financial position of the governmental activities, each major fund, and the aggregate remaining fund information of the Bloomfield-Mespo Local School District, Trumbull County, Ohio, as of June 30, 2017, and the respective changes in financial position thereof and the respective budgetary comparisons for the General and Title I funds thereof for the fiscal year then ended in accordance with the accounting principles generally accepted in the United States of America.

Other Matters

Required Supplementary Information

Accounting principles generally accepted in the United States of America require this presentation to include *Management's discussion and analysis*, and schedules of net pension liability and pension contributions listed in the table of contents, to supplement the basic financial statements. Although this information is not part of the basic financial statements, the Governmental Accounting Standards Board considers it essential for placing the basic financial statements in an appropriate operational, economic, or historical context. We applied certain limited procedures to the required supplementary information in accordance with auditing standards generally accepted in the United States of America, consisting of inquiries of management about the methods of preparing the information and comparing the information for consistency with management's responses to our inquiries, to the basic financial statements, and other knowledge we obtained during our audit of the basic financial statements. We do not opine or provide any assurance on the information because the limited procedures do not provide us with sufficient evidence to opine or provide any other assurance.

Supplementary Information

Our audit was conducted to opine on the Bloomfield-Mespo Local School District's basic financial statements taken as a whole.

The Schedule of Expenditures of Federal Awards presents additional analysis as required by Title 2 U.S. Code of Federal Regulations (CFR) Part 200, Uniform Administrative Requirements, Cost Principles, and Audit Requirements for Federal Awards and is not a required part of the financial statements.

The schedule is management's responsibility, and derives from and relates directly to the underlying accounting and other records used to prepare the basic financial statements. We subjected this information to the auditing procedures we applied to the basic financial statements. We also applied certain additional procedures, including comparing and reconciling this information directly to the underlying accounting and other records used to prepare the basic financial statements or to the basic financial statements themselves in accordance with auditing standards generally accepted in the United States of America. In our opinion, this information is fairly stated in all material respects in relation to the basic financial statements taken as a whole.

Other Reporting Required by Government Auditing Standards

In accordance with *Government Auditing Standards*, we have also issued our report dated December 14, 2017, on our consideration of the Bloomfield-Mespo Local School District's internal control over financial reporting and our tests of its compliance with certain provisions of laws, regulations, contracts and grant agreements and other matters. That report describes the scope of our internal control testing over financial reporting and compliance, and the results of that testing, and does not opine on internal control over financial reporting or on compliance. That report is an integral part of an audit performed in accordance with *Government Auditing Standards* in considering the Bloomfield-Mespo Local School District's internal control over financial reporting and compliance.



Julian & Grube, Inc.
December 14, 2017

**BLOOMFIELD-MESPO LOCAL SCHOOL DISTRICT
TRUMBULL COUNTY, OHIO**

**MANAGEMENT'S DISCUSSION AND ANALYSIS
FOR THE FISCAL YEAR ENDED JUNE 30, 2017**

The discussion and analysis of the Bloomfield-Mespo Local School District's (the "District") financial performance provides an overall review of the District's financial activities for the fiscal year ended June 30, 2017. The intent of this discussion and analysis is to look at the District's financial performance as a whole; readers should also review the basic financial statements and the notes to the basic financial statements to enhance their understanding of the District's financial performance.

Financial Highlights

Key financial highlights for fiscal year 2017 are as follows:

- In total, net position of governmental activities increased \$295,642 which represents a 22.40% increase from 2016.
- General revenues accounted for \$2,864,967 in revenue or 64.31% of all revenues. Program specific revenues in the form of charges for services and sales, grants and contributions accounted for \$1,589,834 or 35.69% of total revenues of \$4,454,801.
- The District had \$4,159,159 in expenses related to governmental activities; \$1,589,834 of these expenses was offset by program specific charges for services, grants or contributions. General revenues supporting governmental activities (primarily taxes and unrestricted grants and entitlements) of \$2,864,967 were adequate to provide for these programs.
- The District's major governmental funds are the general fund and the Title I fund. The general fund had \$3,324,271 in revenues and \$2,904,861 in expenditures. During fiscal year 2017, the general fund's fund balance increased \$419,410 from a balance of \$1,327,098 to \$1,746,508.
- The Title I fund had \$684,638 in revenues and \$686,068 in expenditures. During fiscal 2017, the Title I fund's fund balance decreased \$1,430 from a balance of \$4,741 to a balance of \$3,311.

Using the Basic Financial Statements (BFS)

This annual report consists of a series of financial statements and notes to those statements. These statements are organized so the reader can understand the District as a financial whole, an entire operating entity. The statements then proceed to provide an increasingly detailed look at specific financial activities.

The *statement of net position* and *statement of activities* provide information about the activities of the whole District, presenting both an aggregate view of the District's finances and a longer-term view of those finances. Fund financial statements provide the next level of detail. For governmental funds, these statements tell how services were financed in the short-term as well as what remains for future spending. The fund financial statements also look at the District's most significant funds with all other nonmajor funds presented in total in one column. In the case of the District, the general fund and the Title I fund are by far the most significant funds, and the only governmental funds reported as major funds.

**BLOOMFIELD-MESPO LOCAL SCHOOL DISTRICT
TRUMBULL COUNTY, OHIO**

MANAGEMENT'S DISCUSSION AND ANALYSIS
FOR THE FISCAL YEAR ENDED JUNE 30, 2017

Reporting the District as a Whole

Statement of Net Position and the Statement of Activities

While this document contains the large number of funds used by the District to provide programs and activities, the view of the District as a whole looks at all financial transactions and asks the question, "How did we do financially during 2017?" The statement of net position and the statement of activities answer this question. These statements include *all assets, deferred outflows, liabilities, deferred inflows, revenues and expenses* using the *accrual basis of accounting* similar to the accounting used by most private-sector companies. This basis of accounting will take into account all of the current year's revenues and expenses regardless of when cash is received or paid.

These two statements report the District's *net position* and changes in that position. This change in net position is important because it tells the reader that, for the District as a whole, the *financial position* of the District has improved or diminished. The causes of this change may be the result of many factors, some financial, some not. Non-financial factors include the District's property tax base, current property tax laws in Ohio restricting revenue growth, facility conditions, required educational programs and other factors.

In the statement of net position and the statement of activities, the governmental activities include the District's programs and services, including instruction, support services, operation and maintenance of plant, pupil transportation, central, extracurricular activities, and food service operations.

The District's statement of net position and statement of activities can be found on pages 15-16 of this report.

Reporting the District's Most Significant Funds

Fund Financial Statements

The analysis of the District's major governmental fund begins on page 11. Fund financial reports provide detailed information about the District's major funds. The District uses many funds to account for a multitude of financial transactions. However, these fund financial statements focus on the District's most significant funds. The District's major governmental funds are the general fund and the Title I fund.

Governmental Funds

Most of the District's activities are reported in governmental funds, which focus on how money flows into and out of those funds and the balances left at year-end available for spending in future periods. These funds are reported using an accounting method called *modified accrual* accounting, which measures cash and all other *financial assets* than can readily be converted to cash. The governmental fund financial statements provide a detailed *short-term* view of the District's general government operations and the basic services it provides. Governmental fund information helps you determine whether there are more or fewer financial resources that can be spent in the near future to finance educational programs. The relationship (or differences) between governmental *activities* (reported in the statement of net position and the statement of activities) and governmental *funds* is reconciled in the basic financial statements. The basic governmental fund financial statements can be found on pages 17-22 of this report.

Reporting the District's Fiduciary Responsibilities

The District acts in a trustee capacity as an agent for individuals or other entities. These activities are reported in agency funds. The District's fiduciary activities are reported in a separate statement of fiduciary assets and liabilities on page 23. These activities are excluded from the District's other financial statements because the assets cannot be utilized by the District to finance its operations.

**BLOOMFIELD-MESPO LOCAL SCHOOL DISTRICT
TRUMBULL COUNTY, OHIO**

**MANAGEMENT'S DISCUSSION AND ANALYSIS
FOR THE FISCAL YEAR ENDED JUNE 30, 2017**

Notes to the Basic Financial Statements

The notes provide additional information that is essential to a full understanding of the data provided in the government-wide and fund financial statements. These notes to the basic financial statements can be found on pages 24-58 of this report.

Required Supplemental Information

In addition to the basic financial statements and accompanying notes, this report also presents certain required supplementary information concerning the District's net position liability. The required supplementary information can be found on pages 59-65 of this report.

The District as a Whole

The statement of net position provides the perspective of the District as a whole. The table on the following page provides a summary of the District's net position for June 30, 2017 and June 30, 2016.

THIS SPACE IS INTENTIONALLY LEFT BLANK

**BLOOMFIELD-MESPO LOCAL SCHOOL DISTRICT
TRUMBULL COUNTY, OHIO**

MANAGEMENT'S DISCUSSION AND ANALYSIS
FOR THE FISCAL YEAR ENDED JUNE 30, 2017

	Net Position	
	Governmental Activities <u>2017</u>	Governmental Activities <u>2016</u>
<u>Assets</u>		
Current and other assets	\$ 3,831,867	\$ 3,356,973
Capital assets, net	<u>1,529,787</u>	<u>1,598,476</u>
Total assets	<u>5,361,654</u>	<u>4,955,449</u>
<u>Deferred Outflows of Resources</u>		
Pension	<u>1,034,728</u>	<u>441,257</u>
Total deferred outflows of resources	<u>1,034,728</u>	<u>441,257</u>
Total assets and deferred outflows of resources	<u>6,396,382</u>	<u>5,396,706</u>
<u>Liabilities</u>		
Current liabilities	350,547	321,903
Long-term liabilities:		
Due within one year	90,512	84,658
Due within more than one year:		
Net pension liability	5,316,505	4,317,122
Other amounts	<u>179,200</u>	<u>205,823</u>
Total liabilities	<u>5,936,764</u>	<u>4,929,506</u>
<u>Deferred Inflows of Resources</u>		
Property taxes levied for the next fiscal year	1,374,382	1,396,479
Pensions	<u>109,698</u>	<u>390,825</u>
Total deferred inflows of resources	<u>1,484,080</u>	<u>1,787,304</u>
Total liabilities and deferred inflows of resources	<u>7,420,844</u>	<u>6,716,810</u>
<u>Net Position</u>		
Net investment in capital assets	1,408,921	1,429,742
Restricted	107,950	49,708
Unrestricted (deficit)	<u>(2,541,333)</u>	<u>(2,799,554)</u>
Total net position (deficit)	<u>\$ (1,024,462)</u>	<u>\$ (1,320,104)</u>

The District adopted GASB Statement 68, "Accounting and Financial Reporting for Pensions—an Amendment of GASB Statement 27," which significantly revises accounting for pension costs and liabilities. For reasons discussed below, many end users of this financial statement will gain a clearer understanding of the District's actual financial condition by adding deferred inflows related to pension and the net pension liability to the reported net position and subtracting deferred outflows related to pension.

Governmental Accounting Standards Board standards are national and apply to all government financial reports prepared in accordance with generally accepted accounting principles. When accounting for pension costs, GASB

**BLOOMFIELD-MESPO LOCAL SCHOOL DISTRICT
TRUMBULL COUNTY, OHIO**

MANAGEMENT'S DISCUSSION AND ANALYSIS
FOR THE FISCAL YEAR ENDED JUNE 30, 2017

27 focused on a funding approach. This approach limited pension costs to contributions annually required by law, which may or may not be sufficient to fully fund each plan's *net pension liability*. GASB 68 takes an earnings approach to pension accounting; however, the nature of Ohio's statewide pension systems and state law governing those systems requires additional explanation in order to properly understand the information presented in these statements.

Under the new standards required by GASB 68, the net pension liability equals the District's proportionate share of each plan's collective:

1. Present value of estimated future pension benefits attributable to active and inactive employees' past service
2. Minus plan assets available to pay these benefits

GASB notes that pension obligations, whether funded or unfunded, are part of the "employment exchange" – that is, the employee is trading his or her labor in exchange for wages, benefits, and the promise of a future pension. GASB noted that the unfunded portion of this pension promise is a present obligation of the government, part of a bargained-for benefit to the employee, and should accordingly be reported by the government as a liability since they received the benefit of the exchange. However, the District is not responsible for certain key factors affecting the balance of this liability. In Ohio, the employee shares the obligation of funding pension benefits with the employer. Both employer and employee contribution rates are capped by State statute. A change in these caps requires action of both Houses of the General Assembly and approval of the Governor. Benefit provisions are also determined by State statute. The employee enters the employment exchange with the knowledge that the employer's promise is limited not by contract but by law. The employer enters the exchange also knowing that there is a specific, legal limit to its contribution to the pension system. In Ohio, there is no legal means to enforce the unfunded liability of the pension system *as against the public employer*. State law operates to mitigate/lessen the moral obligation of the public employer to the employee, because all parties enter the employment exchange with notice as to the law. The pension system is responsible for the administration of the plan.

Most long-term liabilities have set repayment schedules or, in the case of compensated absences (i.e. sick and vacation leave), are satisfied through paid time-off or termination payments. There is no repayment schedule for the net pension liability. As explained above, changes in pension benefits, contribution rates, and return on investments affect the balance of the net pension liability, but are outside the control of the local government. In the event that contributions, investment returns, and other changes are insufficient to keep up with required pension payments, State statute does not assign/identify the responsible party for the unfunded portion. Due to the unique nature of how the net pension liability is satisfied, this liability is separately identified within the long-term liability section of the statement of net position.

In accordance with GASB 68, the District's statements prepared on an accrual basis of accounting include an annual pension expense for their proportionate share of each plan's *change* in net pension liability not accounted for as deferred inflows/outflows.

Over time, net position can serve as a useful indicator of a government's financial position. At June 30, 2017, the District's liabilities and deferred inflows of resources exceeded assets and deferred outflows by \$1,024,462.

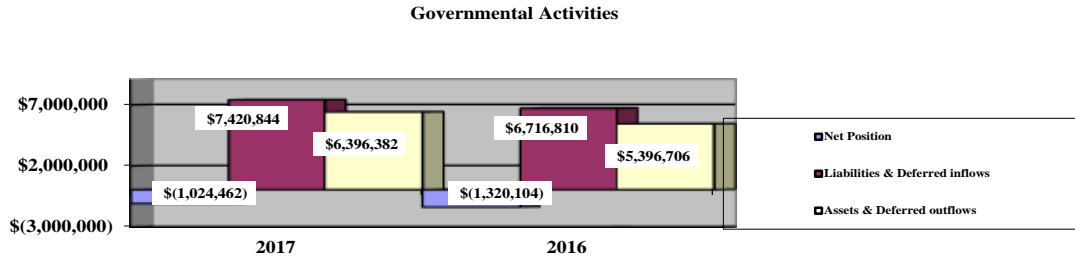
At year-end, capital assets represented 28.53% of total assets. Capital assets include land, construction in progress, land improvements, buildings and improvements, furniture and equipment, infrastructure and vehicles. Net investment in capital assets at June 30, 2017 was \$1,408,921. These capital assets are used to provide services to the students and are not available for future spending.

A portion of the District's net position, \$107,950, represents resources that are subject to external restriction on how they may be used. The remaining balance of unrestricted net position is (\$2,541,333).

**BLOOMFIELD-MESPO LOCAL SCHOOL DISTRICT
TRUMBULL COUNTY, OHIO**

**MANAGEMENT'S DISCUSSION AND ANALYSIS
FOR THE FISCAL YEAR ENDED JUNE 30, 2017**

The graph below shows the District's assets, liabilities and deferred inflows and net position at June 30, 2017 and 2016:



The table below shows the change in net position for fiscal years 2017 and 2016.

Change in Net Position

	Governmental Activities <u>2017</u>	Governmental Activities <u>2016</u>
<u>Revenues</u>		
Program revenues:		
Charges for services and sales	\$ 253,145	\$ 244,995
Operating grants and contributions	1,336,689	1,160,102
General revenues:		
Property taxes	1,421,388	1,432,414
Grants and entitlements	1,428,391	1,688,167
Investment earnings	5,664	2,522
Other	<u>9,524</u>	<u>5,922</u>
Total revenues	<u>4,454,801</u>	<u>4,534,122</u>

**BLOOMFIELD-MESPO LOCAL SCHOOL DISTRICT
TRUMBULL COUNTY, OHIO**

MANAGEMENT'S DISCUSSION AND ANALYSIS
FOR THE FISCAL YEAR ENDED JUNE 30, 2017

Change in Net Position - Continued

	Governmental Activities 2017	Governmental Activities 2016
<u>Expenses</u>		
Program expenses:		
Instruction:		
Regular	\$ 1,310,595	\$ 1,128,867
Special	941,769	922,261
Vocational	51,585	46,777
Support services:		
Pupil	153,060	135,030
Instructional staff	132,159	135,193
Board of education	54,033	25,580
Administration	407,456	370,117
Fiscal	181,057	167,559
Operations and maintenance	501,195	520,635
Pupil transportation	196,316	209,793
Central	6,991	2,449
Operation of non-instructional services:		
Other non-instructional services	32,500	1,685
Food service operations	98,842	128,176
Extracurricular activities	88,368	81,505
Interest and fiscal charges	3,233	3,579
Total expenses	<u>4,159,159</u>	<u>3,879,206</u>
Change in net position	295,642	654,916
Net position (deficit) at beginning of year	<u>(1,320,104)</u>	<u>(1,975,020)</u>
Net position (deficit) at end of year	<u>\$ (1,024,462)</u>	<u>\$ (1,320,104)</u>

Governmental Activities

Net position of the District's governmental activities increased \$295,642 during fiscal year 2017. Total governmental expenses of \$4,159,159 were offset by program revenues of \$1,589,834 and general revenues of \$2,864,967. Program revenues supported 38.22% of the total governmental expenses.

The primary sources of revenue for governmental activities are derived from property taxes, and grants and entitlements. These revenue sources represent 63.97% of total governmental revenue.

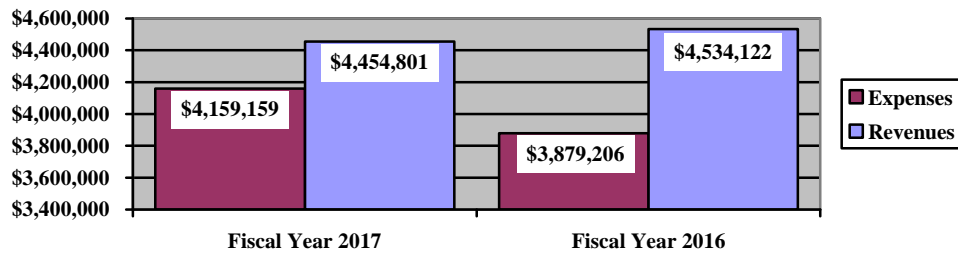
The largest expense of the District is for instructional programs. Instruction expenses totaled \$2,303,949 or 55.39% of total governmental expenses for fiscal year 2017.

**BLOOMFIELD-MESPO LOCAL SCHOOL DISTRICT
TRUMBULL COUNTY, OHIO**

**MANAGEMENT'S DISCUSSION AND ANALYSIS
FOR THE FISCAL YEAR ENDED JUNE 30, 2017**

The graph below presents the District's governmental activities revenue and expenses for fiscal year 2017 and 2016.

Governmental Activities - Revenues and Expenses



The statement of activities shows the cost of program services and the charges for services and grants offsetting those services. The following table shows, for governmental activities, the total cost of services and the net cost of services. That is, it identifies the cost of these services supported by tax revenue and unrestricted State grants and entitlements.

Governmental Activities

	Total Cost of Services <u>2017</u>	Net Cost of Services <u>2017</u>	Total Cost of Services <u>2016</u>	Net Cost of Services <u>2016</u>
Program expenses				
Instruction:				
Regular	\$ 1,310,595	\$ 1,086,545	\$ 1,128,867	\$ 920,675
Special	941,769	(106,519)	922,261	76,584
Vocational	51,585	35,398	46,777	43,002
Support services:				
Pupil	153,060	123,417	135,030	100,319
Instructional staff	132,159	41,956	135,193	31,920
Board of education	54,033	54,033	25,580	25,580
Administration	407,456	407,456	370,117	370,117
Fiscal	181,057	181,057	167,559	167,559
Operations and maintenance	501,195	464,208	520,635	483,036
Pupil transportation	196,316	194,134	209,793	207,091
Central	6,991	3,391	2,449	(1,151)
Operations of non-instructional services:				
Other non-instructional services	32,500	32,500	1,685	1,685
Food service operations	98,842	(9,455)	128,176	4,226
Extracurricular activities	88,368	57,971	81,505	39,887
Interest and fiscal charges	3,233	3,233	3,579	3,579
Total expenses	<u>\$ 4,159,159</u>	<u>\$ 2,569,325</u>	<u>\$ 3,879,206</u>	<u>\$ 2,474,109</u>

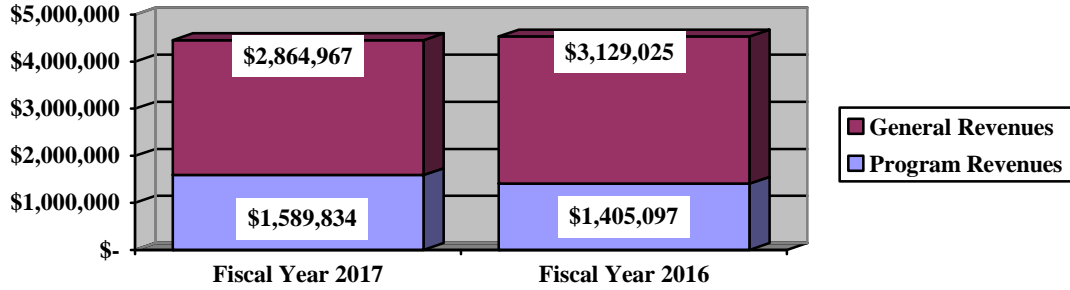
The dependence upon tax and other general revenues for governmental activities is apparent, as 44.07% and 49.59% of instruction activities are supported through taxes and other general revenues for fiscal years 2017 and 2016, respectively. For all governmental activities, general revenue support is 61.78% for fiscal year 2017. The District's taxpayers and unrestricted grants and entitlements are by far the primary support for District's students.

**BLOOMFIELD-MESPO LOCAL SCHOOL DISTRICT
TRUMBULL COUNTY, OHIO**

**MANAGEMENT'S DISCUSSION AND ANALYSIS
FOR THE FISCAL YEAR ENDED JUNE 30, 2017**

The graph below presents the District's governmental activities revenues for fiscal years 2017 and 2016.

Governmental Activities - General and Program Revenues



The District's Funds

The District's governmental funds (as presented on the balance sheet on page 17) reported a combined fund balance of \$1,832,737, which is higher than last year's total of \$1,340,346. The schedule below indicates the fund balance and the total change in fund balance as of June 30, 2017.

	Fund Balance June 30, 2017	Fund Balance June 30, 2016	Increase/ (Decrease)	Percentage Change
General	\$ 1,746,508	\$ 1,327,098	\$ 419,410	31.60 %
Title I	3,311	4,741	(1,430)	(30.16) %
Other Governmental	<u>82,918</u>	<u>8,507</u>	<u>74,411</u>	874.70 %
Total	<u>\$ 1,832,737</u>	<u>\$ 1,340,346</u>	<u>\$ 492,391</u>	36.74 %

General Fund

The District's general fund balance increased \$419,410.

The table that follows assists in illustrating the financial activities and fund balance of the general fund.

**BLOOMFIELD-MESPO LOCAL SCHOOL DISTRICT
TRUMBULL COUNTY, OHIO**

**MANAGEMENT'S DISCUSSION AND ANALYSIS
FOR THE FISCAL YEAR ENDED JUNE 30, 2017**

	<u>2017</u> <u>Amount</u>	<u>2016</u> <u>Amount</u>	<u>Increase/</u> <u>(Decrease)</u>	<u>Percentage</u> <u>Change</u>
<u>Revenues</u>				
Taxes	\$ 1,292,786	\$ 1,299,819	\$ (7,033)	(0.54) %
Tuition	184,171	165,898	18,273	11.01 %
Earnings on investments	5,664	2,522	3,142	124.58 %
Classroom materials and fees	3,446	3,409	37	1.09 %
Intergovernmental	1,811,562	1,759,690	51,872	2.95 %
Other revenues	<u>26,642</u>	<u>28,278</u>	<u>(1,636)</u>	(5.79) %
Total	<u>\$ 3,324,271</u>	<u>\$ 3,259,616</u>	<u>\$ 64,655</u>	1.98 %
<u>Expenditures</u>				
Instruction	\$ 1,465,673	\$ 1,309,005	\$ 156,668	11.97 %
Support services	1,337,869	1,298,500	39,369	3.03 %
Non-instructional services	32,500	1,685	30,815	1,828.78 %
Extracurricular activities	60,359	60,728	(369)	(0.61) %
Capital outlay	-	37,221	(37,221)	(100.00) %
Debt service	<u>8,460</u>	<u>10,100</u>	<u>(1,640)</u>	(16.24) %
Total	<u>\$ 2,904,861</u>	<u>\$ 2,717,239</u>	<u>\$ 187,622</u>	6.90 %

The District experienced a \$64,655 or 1.98% increase in general fund revenues. Tuition increased \$18,273 or 11.01% due to an increase in open enrollment. Earnings on investments increased \$3,142 or 124.58% due to an increase in interest revenue. All other revenues remained consistent with the prior year.

Expenditures in the general fund increased \$187,622 or 6.90%. Non-instructional services expenditure increased \$30,815 or 1,828.78% due certain food and supply costs being expensed out of a different fund in fiscal year 2017. Capital outlay decreased \$37,221 or 100.00% due to the District entering into a new capital lease for copiers in fiscal year 2016. All other expenditures remained consistent with the prior year.

Title I Fund

The District's Title I fund's fund balance decreased by \$1,430. The revenues decreased from \$881,229 to \$684,638. The expenditure decreased from \$834,505 to \$686,068.

General Fund Budgeting Highlights

The District's budget is prepared according to Ohio law and is based on accounting for certain transactions on a basis of cash receipts, disbursements and encumbrances. The most significant budgeted fund is the general fund.

During the course of fiscal year 2017, the District amended its general fund budget several times. For the general fund, original budgeted revenues and other financing sources were \$3,026,104. Final budgeted revenues and other financing sources and actual revenues and other financing sources for fiscal year 2017 were \$3,224,641.

General fund original appropriations were \$3,193,970 and final appropriations were \$2,829,965. The actual budget basis expenditures for fiscal year 2017 totaled \$2,742,498, which was \$87,467 less than the final budget.

**BLOOMFIELD-MESPO LOCAL SCHOOL DISTRICT
TRUMBULL COUNTY, OHIO**

MANAGEMENT'S DISCUSSION AND ANALYSIS
FOR THE FISCAL YEAR ENDED JUNE 30, 2017

Capital Assets and Debt Administration

Capital Assets

At the end of fiscal 2017, the District had \$1,529,787 invested in land, construction in progress, land improvements, buildings and improvements, furniture and equipment, vehicles and infrastructure. This entire amount is reported in governmental activities.

The following table shows June 30, 2017 balances compared to June 30, 2016:

**Capital Assets at June 30
(Net of Depreciation)**

	Governmental Activities	
	2017	2016
Land	\$ 15,000	\$ 15,000
Construction in progress	30,027	11,155
Land improvements	80,884	87,478
Building and improvements	883,477	902,812
Furniture and equipment	139,216	173,429
Vehicles	82,108	98,652
Infrastructure	299,075	309,950
Total	\$ 1,529,787	\$ 1,598,476

The overall decrease in capital assets of \$68,689 is due to capital outlays of \$66,712 being less than depreciation expense of \$134,276 and disposals (net of accumulated depreciation) of \$1,125.

See Note 7 to the basic financial statements for additional information on the District's capital assets.

Debt Administration

At June 30, 2017, the District had notes payable and a capital lease obligation outstanding. The following table summarizes these obligations outstanding.

Outstanding Debt, at Year End

	Governmental Activities	Governmental Activities
	2017	2016
Notes payable	\$ 92,576	\$ 122,431
Capital lease obligation	28,290	35,148
Total	\$ 120,866	\$ 157,579

At June 30, 2017, the District's overall legal voted debt margin was \$5,314,747, with an unvoted debt margin of \$59,048.

See Note 9 to the basic financial statements for additional information on the District's debt administration.

**BLOOMFIELD-MESPO LOCAL SCHOOL DISTRICT
TRUMBULL COUNTY, OHIO**

**MANAGEMENT'S DISCUSSION AND ANALYSIS
FOR THE FISCAL YEAR ENDED JUNE 30, 2017**

Current Financial Related Activities

The District continues to benefit from previous cost cutting measures and ended up with additional carryover of approximately \$487,000, meaning revenues exceeded the District's expenditures on items listed on the five year forecast. The following items will continue to improve the District's financial status:

- The District was able to spend approximately \$39,316 in supplies and equipment in both buildings from Title I which was a major savings to the general fund.
- Foundation funding changes resulting in increased funding for fiscal year 2017.

The District contracted again with the Trumbull County Sheriff to have a Resource Officer assigned to the District for fiscal year 2017. HB 64 resulted in an increase of Foundation funding of approximately \$78,000 for fiscal year 2017 due to changes in funding formulas.

Contacting the District's Financial Management

This financial report is designed to provide our citizens, taxpayers, and investors and creditors with a general overview of the District's finances and to show the District's accountability for the money it receives. If you have questions about this report or need additional financial information contact Mr. Rob Hollada, Treasurer, 2077 Park Road W, North Bloomfield, Ohio 44450-9730.

**BLOOMFIELD-MESPO LOCAL SCHOOL DISTRICT
TRUMBULL COUNTY, OHIO**

STATEMENT OF NET POSITION
JUNE 30, 2017

	Governmental Activities
Assets:	
Equity in pooled cash and cash equivalents . . .	\$ 2,007,071
Receivables:	
Property taxes	1,645,493
Accounts.	2,623
Intergovernmental	157,329
Prepayments	14,040
Materials and supplies inventory.	1,690
Inventory held for resale.	3,621
Capital assets:	
Nondepreciable capital assets	45,027
Depreciable capital assets, net.	1,484,760
Capital assets, net	1,529,787
Total assets.	5,361,654
 Deferred outflows of resources:	
Pension - STRS	755,061
Pension - SERS	279,667
Total deferred outflows of resources	1,034,728
 Liabilities:	
Accounts payable.	9,590
Accrued wages and benefits payable	240,566
Intergovernmental payable	53,647
Pension and postemployment payable	46,298
Accrued interest payable	446
Long-term liabilities:	
Due within one year.	90,512
Due in more than one year:	
Net pension liability	5,316,505
Other amounts due in more than one year	179,200
Total liabilities	5,936,764
 Deferred inflows of resources:	
Property taxes levied for the next fiscal year . . .	1,374,382
Pension - STRS	79,268
Pension - SERS	30,430
Total deferred inflows of resources	1,484,080
 Net position:	
Net investment in capital assets	1,408,921
Restricted for:	
Capital projects	74,765
Debt service.	5,710
State funded programs.	1,151
Federally funded programs	5,373
Student activities	17,109
Other purposes	3,842
Unrestricted (deficit)	(2,541,333)
Total net position (deficit)	\$ (1,024,462)

SEE ACCOMPANYING NOTES TO THE BASIC FINANCIAL STATEMENTS

**BLOOMFIELD-MESPO LOCAL SCHOOL DISTRICT
TRUMBULL COUNTY, OHIO**

STATEMENT OF ACTIVITIES
FOR THE FISCAL YEAR ENDED JUNE 30, 2017

	<u>Expenses</u>	<u>Program Revenues</u>		<u>Net (Expense) Revenue and Changes in Net Position Governmental Activities</u>
		<u>Charges for Services and Sales</u>	<u>Operating Grants and Contributions</u>	
Governmental activities:				
Instruction:				
Regular	\$ 1,310,595	\$ 187,637	\$ 36,413	\$ (1,086,545)
Special	941,769	-	1,048,288	106,519
Vocational	51,585	-	16,187	(35,398)
Support services:				
Pupil	153,060	-	29,643	(123,417)
Instructional staff	132,159	-	90,203	(41,956)
Board of education	54,033	-	-	(54,033)
Administration	407,456	-	-	(407,456)
Fiscal	181,057	-	-	(181,057)
Operations and maintenance	501,195	10,740	26,247	(464,208)
Pupil transportation	196,316	-	2,182	(194,134)
Central	6,991	-	3,600	(3,391)
Operation of non-instructional services:				
Other non-instructional services	32,500	-	-	(32,500)
Food service operations	98,842	24,371	83,926	9,455
Extracurricular activities	88,368	30,397	-	(57,971)
Interest and fiscal charges	3,233	-	-	(3,233)
Total governmental activities	\$ 4,159,159	\$ 253,145	\$ 1,336,689	(2,569,325)
		General revenues:		
		Property taxes levied for:		
		General purposes		1,281,164
		Debt service		31,576
		Capital outlay		108,648
		Grants and entitlements not restricted to specific programs		1,428,391
		Investment earnings		5,664
		Miscellaneous		9,524
		Total general revenues		2,864,967
		Change in net position		295,642
		Net position (deficit) at beginning of year		(1,320,104)
		Net position (deficit) at end of year		\$ (1,024,462)

SEE ACCOMPANYING NOTES TO THE BASIC FINANCIAL STATEMENTS

**BLOOMFIELD-MESPO LOCAL SCHOOL DISTRICT
TRUMBULL COUNTY, OHIO**

BALANCE SHEET
GOVERNMENTAL FUNDS
JUNE 30, 2017

	<u>General</u>	<u>Title I</u>	<u>Nonmajor Governmental Funds</u>	<u>Total Governmental Funds</u>
Assets:				
Equity in pooled cash and cash equivalents.	\$ 1,934,865	\$ -	\$ 72,206	\$ 2,007,071
Receivables:				
Property taxes.	1,480,678	-	164,815	1,645,493
Accounts	2,623	-	-	2,623
Intergovernmental.	41,022	90,010	26,297	157,329
Prepayments.	11,460	1,884	696	14,040
Materials and supplies inventory.	-	-	1,690	1,690
Inventory held for resale.	-	-	3,621	3,621
Total assets	<u>\$ 3,470,648</u>	<u>\$ 91,894</u>	<u>\$ 269,325</u>	<u>\$ 3,831,867</u>
Liabilities:				
Accounts payable	\$ 9,480	\$ -	\$ 110	\$ 9,590
Accrued wages and benefits payable	166,217	54,636	19,713	240,566
Intergovernmental payable	26,402	27,003	242	53,647
Pension and postemployment payable.	35,966	6,944	3,388	46,298
Total liabilities.	<u>238,065</u>	<u>88,583</u>	<u>23,453</u>	<u>350,101</u>
Deferred inflows of resources:				
Property taxes levied for the next fiscal year. . .	1,236,722	-	137,660	1,374,382
Delinquent property tax revenue not available. . .	227,238	-	25,294	252,532
Intergovernmental revenue not available.	22,115	-	-	22,115
Total deferred inflows of resources	<u>1,486,075</u>	<u>-</u>	<u>162,954</u>	<u>1,649,029</u>
Fund balances:				
Nonspendable:				
Materials and supplies inventory.	-	-	1,690	1,690
Prepays.	11,460	1,884	696	14,040
Restricted:				
Debt service	-	-	422	422
Capital improvements	-	-	55,205	55,205
Food service operations	-	-	2,334	2,334
Targeted academic assistance	-	1,427	4,434	5,861
Other purposes.	-	-	1,151	1,151
Student activities.	-	-	17,109	17,109
Assigned:				
Student and staff support.	1,040	-	-	1,040
Subsequent year's appropriations	294,062	-	-	294,062
Other purposes.	41	-	-	41
Unassigned (deficit).	1,439,905	-	(123)	1,439,782
Total fund balances (deficit)	<u>1,746,508</u>	<u>3,311</u>	<u>82,918</u>	<u>1,832,737</u>
Total liabilities, deferred inflows and fund balances	<u>\$ 3,470,648</u>	<u>\$ 91,894</u>	<u>\$ 269,325</u>	<u>\$ 3,831,867</u>

SEE ACCOMPANYING NOTES TO THE BASIC FINANCIAL STATEMENTS

**BLOOMFIELD-MESPO LOCAL SCHOOL DISTRICT
TRUMBULL COUNTY, OHIO**

RECONCILIATION OF TOTAL GOVERNMENTAL FUND BALANCES TO
NET POSITION OF GOVERNMENTAL ACTIVITIES
JUNE 30, 2017

Total governmental fund balances		\$	1,832,737
<i>Amounts reported for governmental activities on the statement of net position are different because:</i>			
Capital assets used in governmental activities are not financial resources and therefore are not reported in the funds.			1,529,787
Other long-term assets are not available to pay for current-period expenditures and therefore are deferred inflows in the funds.			
Property taxes receivable	\$	252,532	
Intergovernmental receivable		22,115	
Total		274,647	274,647
Accrued interest payable is not due and payable in the current period and therefore is not reported in the funds.			(446)
The net pension liability is not due and payable in the current period; therefore, liability and related deferred inflows/outflows are not reported in governmental funds.			
Deferred outflows - Pension		1,034,728	
Deferred Inflows - Pension		(109,698)	
Net pension liability		(5,316,505)	
Total		(4,391,475)	(4,391,475)
Long-term liabilities, including bonds payable, are not due and payable in the current period and therefore are not reported in the funds.			
Compensated absences		(148,846)	
Capital lease obligation payable		(28,290)	
Notes payable		(92,576)	
Total		(269,712)	(269,712)
Net position (deficit) of governmental activities		\$	(1,024,462)

SEE ACCOMPANYING NOTES TO THE BASIC FINANCIAL STATEMENTS

**BLOOMFIELD-MESPO LOCAL SCHOOL DISTRICT
TRUMBULL COUNTY, OHIO**

STATEMENT OF REVENUES, EXPENDITURES AND CHANGES IN FUND BALANCES
GOVERNMENTAL FUNDS
FOR THE FISCAL YEAR ENDED JUNE 30, 2017

	<u>General</u>	<u>Title I</u>	<u>Nonmajor Governmental Funds</u>	<u>Total Governmental Funds</u>
Revenues:				
From local sources:				
Property taxes	\$ 1,292,786	\$ -	\$ 141,033	\$ 1,433,819
Tuition	184,171	-	-	184,171
Earnings on investments	5,664	-	-	5,664
Charges for services	-	-	24,371	24,371
Extracurricular	6,358	-	23,937	30,295
Classroom materials and fees	3,446	-	-	3,446
Rental income	10,740	-	-	10,740
Contract services	20	-	-	20
Other local revenues	9,524	-	102	9,626
Intergovernmental - state	1,798,206	-	24,368	1,822,574
Intergovernmental - federal	13,356	684,638	257,845	955,839
Total revenues	<u>3,324,271</u>	<u>684,638</u>	<u>471,656</u>	<u>4,480,565</u>
Expenditures:				
Current:				
Instruction:				
Regular	1,194,238	-	34,813	1,229,051
Special	223,798	546,720	125,922	896,440
Vocational	47,637	-	-	47,637
Support services:				
Pupil	120,010	29,705	-	149,715
Instructional staff	38,395	81,154	8,813	128,362
Board of education	53,593	-	-	53,593
Administration	379,589	-	-	379,589
Fiscal	171,907	-	3,163	175,070
Operations and maintenance	398,576	26,302	70,601	495,479
Pupil transportation	172,408	2,187	-	174,595
Central	3,391	-	3,600	6,991
Operation of non-instructional services:				
Other services non-instructional	32,500	-	-	32,500
Food service operations	-	-	94,344	94,344
Extracurricular activities	60,359	-	24,360	84,719
Debt service:				
Principal retirement	6,858	-	29,855	36,713
Interest and fiscal charges	1,602	-	1,774	3,376
Total expenditures	<u>2,904,861</u>	<u>686,068</u>	<u>397,245</u>	<u>3,988,174</u>
Net change in fund balances	419,410	(1,430)	74,411	492,391
Fund balances at beginning of year	<u>1,327,098</u>	<u>4,741</u>	<u>8,507</u>	<u>1,340,346</u>
Fund balances at end of year	<u>\$ 1,746,508</u>	<u>\$ 3,311</u>	<u>\$ 82,918</u>	<u>\$ 1,832,737</u>

SEE ACCOMPANYING NOTES TO THE BASIC FINANCIAL STATEMENTS

**BLOOMFIELD-MESPO LOCAL SCHOOL DISTRICT
TRUMBULL COUNTY, OHIO**

RECONCILIATION OF THE STATEMENT OF REVENUES, EXPENDITURES
AND CHANGES IN FUND BALANCES OF GOVERNMENTAL FUNDS
TO THE STATEMENT OF ACTIVITIES
FOR THE FISCAL YEAR ENDED JUNE 30, 2017

Net change in fund balances - total governmental funds	\$	492,391
<i>Amounts reported for governmental activities in the statement of activities are different because:</i>		
Governmental funds report capital outlays as expenditures. However, in the statement of activities, the cost of those assets is allocated over their estimated useful lives as depreciation expense.		
Capital asset additions	\$ 66,712	
Current year depreciation	(134,276)	
Total		(67,564)
The net effect of various miscellaneous transactions involving capital assets (i.e., sales, disposals, trade-ins, and donations) is to decrease net position.		
		(1,125)
Revenues in the statement of activities that do not provide current financial resources are not reported as revenues in the funds.		
Property taxes	(12,431)	
Intergovernmental	(11,756)	
Total		(24,187)
Contractually required contributions are reported as expenditures in governmental funds; however, the statement of activities reports these amount as deferred outflows.		
		269,082
Except for amounts reported as deferred inflows/ outflows, changes in the net pension liability are reported as pension expense in the statement of activities.		
		(393,867)
Repayment of note and capital lease principal is an expenditure in the governmental funds, but the repayment reduces long-term liabilities on the statement of net position. Principal payments during the year were:		
Notes	29,855	
Capital leases	6,858	
Total		36,713
In the statement of activities, interest is accrued on outstanding bonds, whereas in governmental funds, an interest expenditure is reported when due.		
		143
Some expenses reported in the statement of activities, such as compensated absences, do not require the use of current financial resources and therefore are not reported as expenditures in governmental funds.		
		(15,944)
Change in net position of governmental activities	\$	295,642

SEE ACCOMPANYING NOTES TO THE BASIC FINANCIAL STATEMENTS

**BLOOMFIELD-MESPO LOCAL SCHOOL DISTRICT
TRUMBULL COUNTY, OHIO**

STATEMENT OF REVENUES, EXPENDITURES AND CHANGES IN
FUND BALANCE - BUDGET AND ACTUAL (NON-GAAP BUDGETARY BASIS)
GENERAL FUND
FOR THE FISCAL YEAR ENDED JUNE 30, 2017

	<u>Budgeted Amounts</u>			Variance with Final Budget Positive (Negative)
	<u>Original</u>	<u>Final</u>	<u>Actual</u>	
Revenues:				
From local sources:				
Property taxes	\$ 1,061,003	\$ 1,130,615	\$ 1,130,615	\$ -
Tuition	172,832	184,171	184,171	-
Earnings on investments	5,315	5,664	5,664	-
Classroom materials and fees	3,234	3,446	3,446	-
Rental income	10,079	10,740	10,740	-
Contract services	19	20	20	-
Other local revenues	8,938	9,524	9,524	-
Intergovernmental - state	1,666,098	1,775,406	1,775,406	-
Total revenues	<u>2,927,518</u>	<u>3,119,586</u>	<u>3,119,586</u>	<u>-</u>
Expenditures:				
Current:				
Instruction:				
Regular	1,266,251	1,121,462	1,090,869	30,593
Special	212,795	188,639	182,000	6,639
Vocational	55,277	48,908	47,989	919
Support services:				
Pupil	130,473	115,804	110,522	5,282
Instructional staff	46,209	41,145	38,150	2,995
Board of education	60,917	53,953	52,469	1,484
Administration	450,597	399,236	386,966	12,270
Fiscal	196,948	174,491	169,194	5,297
Operations and maintenance	454,500	402,497	391,807	10,690
Pupil transportation	214,079	189,891	182,235	7,656
Central	4,450	4,000	3,391	609
Other operation of non-instructional services	36,814	32,500	32,500	-
Extracurricular activities	64,660	57,439	54,406	3,033
Total expenditures	<u>3,193,970</u>	<u>2,829,965</u>	<u>2,742,498</u>	<u>87,467</u>
Excess (deficiency) of revenues over (under) expenditures	<u>(266,452)</u>	<u>289,621</u>	<u>377,088</u>	<u>87,467</u>
Other financing sources (uses):				
Refund of prior year's expenditures	82,033	87,416	87,416	-
Advances in	16,553	17,639	17,639	-
Total other financing sources (uses)	<u>98,586</u>	<u>105,055</u>	<u>105,055</u>	<u>-</u>
Net change in fund balance	(167,866)	394,676	482,143	87,467
Fund balance at beginning of year	<u>1,451,642</u>	<u>1,451,642</u>	<u>1,451,642</u>	<u>-</u>
Fund balance at end of year	<u>\$ 1,283,776</u>	<u>\$ 1,846,318</u>	<u>\$ 1,933,785</u>	<u>\$ 87,467</u>

SEE ACCOMPANYING NOTES TO THE BASIC FINANCIAL STATEMENTS

**BLOOMFIELD-MESPO LOCAL SCHOOL DISTRICT
TRUMBULL COUNTY, OHIO**

STATEMENT OF REVENUES, EXPENDITURES AND CHANGES IN
FUND BALANCE - BUDGET AND ACTUAL (NON-GAAP BUDGETARY BASIS)
TITLE I FUND
FOR THE FISCAL YEAR ENDED JUNE 30, 2017

	<u>Budgeted Amounts</u>			Variance with Final Budget Positive (Negative)
	<u>Original</u>	<u>Final</u>	<u>Actual</u>	
Revenues:				
Intergovernmental - federal	\$ 720,000	\$ 700,540	\$ 700,540	\$ -
Total revenue	<u>720,000</u>	<u>700,540</u>	<u>700,540</u>	<u>-</u>
Expenditures:				
Current:				
Instruction:				
Special	581,867	566,248	566,248	-
Support Services:				
Pupil	30,524	29,705	29,705	-
Instructional staff	87,099	84,761	84,761	-
Pupil transportation	<u>2,247</u>	<u>2,187</u>	<u>2,187</u>	<u>-</u>
Total expenditures	<u>701,737</u>	<u>682,901</u>	<u>682,901</u>	<u>-</u>
Excess of revenues over expenditures	<u>18,263</u>	<u>17,639</u>	<u>17,639</u>	<u>-</u>
Other financing uses:				
Advances (out)	<u>(18,126)</u>	<u>(17,639)</u>	<u>(17,639)</u>	<u>-</u>
Total other financing uses	<u>(18,126)</u>	<u>(17,639)</u>	<u>(17,639)</u>	<u>-</u>
Net change in fund balance	137	-	-	-
Fund balance at beginning of year	<u>-</u>	<u>-</u>	<u>-</u>	<u>-</u>
Fund balance at end of year	<u>\$ 137</u>	<u>\$ -</u>	<u>\$ -</u>	<u>\$ -</u>

SEE ACCOMPANYING NOTES TO THE BASIC FINANCIAL STATEMENTS

**BLOOMFIELD-MESPO LOCAL SCHOOL DISTRICT
TRUMBULL COUNTY, OHIO**

STATEMENT OF FIDUCIARY ASSETS AND LIABILITIES
FIDUCIARY FUND
JUNE 30, 2017

	<u>Agency</u>
Assets:	
Current assets:	
Equity in pooled cash and cash equivalents	\$ 14,576
Total assets.	<u>\$ 14,576</u>
Liabilities:	
Due to students.	\$ 14,576
Total liabilities.	<u>\$ 14,576</u>

SEE ACCOMPANYING NOTES TO THE BASIC FINANCIAL STATEMENTS

**BLOOMFIELD-MESPO LOCAL SCHOOL DISTRICT
TRUMBULL COUNTY, OHIO**

NOTES TO THE BASIC FINANCIAL STATEMENTS
FOR THE FISCAL YEAR ENDED JUNE 30, 2017

NOTE 1 - DESCRIPTION OF THE SCHOOL DISTRICT

The Bloomfield - Mespo Local School District (the "District") is organized under Section 2 and 3, Article VI of the Constitution of the State of Ohio to provide educational services to students and other community members of the District. Under such laws there is no authority for a school district to have a charter or adopt local laws. The legislative power of the District is vested in the Board of Education, consisting of five members elected at large for staggered four year terms by the citizens of the District.

The District serves an area of approximately 50 square miles in Trumbull County, including the townships of Bloomfield and Mesopotamia.

The District currently operates one elementary school and one comprehensive middle/high school. The District is staffed by 19 non-certified and 29 certified personnel to provide services to approximately 254 students and other community members.

NOTE 2 - SUMMARY OF SIGNIFICANT ACCOUNTING POLICIES

The basic financial statements of the District have been prepared in conformity with accounting principles generally accepted in the United States of America (GAAP) as applied to governmental units. The Governmental Accounting Standards Board (GASB) is the accepted standard-setting body for establishing governmental accounting and financial reporting principles. The District's significant accounting policies are described below.

A. Reporting Entity

The reporting entity has been defined in accordance with GASB Statement No. 14, "The Financial Reporting Entity" as amended by GASB Statement No. 39, "Determining Whether Certain Organizations Are Component Units" and GASB Statement No. 61, "The Financial Reporting Entity: Omnibus an amendment of GASB Statements No. 14 and No. 34". The reporting entity is composed of the primary government and component units. The primary government consists of all funds, departments, boards and agencies that are not legally separate from the District. For the District, this includes general operations, food service, and student related activities of the District.

Component units are legally separate organizations for which the District is financially accountable. The District is financially accountable for an organization if the District appoints a voting majority of the organization's Governing Board and (1) the District is able to significantly influence the programs or services performed or provided by the organization; or (2) the District is legally entitled to or can otherwise access the organization's resources; or (3) the District is legally obligated or has otherwise assumed the responsibility to finance the deficits of, or provide financial support to, the organization; or (4) the District is obligated for the debt of the organization. Component units may also include organizations that are fiscally dependent on the District in that the District approves the budget, the issuance of debt or the levying of taxes. Certain organizations are also included as component units if the nature and significance of the relationship between the primary government and the organization is such that exclusion by the primary government would render the primary government's financial statements incomplete or misleading. Based upon the application of these criteria, the District has no component units. The basic financial statements of the reporting entity include only those of the District (the primary government).

**BLOOMFIELD-MESPO LOCAL SCHOOL DISTRICT
TRUMBULL COUNTY, OHIO**

NOTES TO THE BASIC FINANCIAL STATEMENTS
FOR THE FISCAL YEAR ENDED JUNE 30, 2017

NOTE 2 - SUMMARY OF SIGNIFICANT ACCOUNTING POLICIES - (Continued)

The following organizations are described due to their relationship to the District:

JOINTLY GOVERNED ORGANIZATIONS

Northeast Ohio Management Information Network (NEOMIN)

NEOMIN is a jointly governed organization among thirty school districts in Trumbull and Ashtabula Counties. The jointly governed organization was formed for the purpose of applying modern technology with the aid of computers and other electronic equipment to the administrative and instructional functions among member districts. Each of the districts supports NEOMIN based upon a per pupil charge.

Superintendents of the participating school districts are eligible to be voting members of the Governing Board which consists of ten members: the Trumbull and Ashtabula County superintendents (permanent members), three superintendents from Ashtabula County school districts, three superintendents from Trumbull County school districts, and a treasurer from each county who must be employed by a participating school district, the fiscal agent or NEOMIN. The degree of control exercised by any participating school district is limited to its representation on the Governing Board. To obtain a copy of NEOMIN's financial statements, write to the Trumbull County Educational Service Center, 6000 Youngstown Warren Road, Niles, Ohio 44446.

Trumbull Career and Technical Center

The Trumbull Career and Technical Center is a distinct political subdivision of the State of Ohio operated under the direction of a Board consisting of one representative from each of the 15 participating school district's elected boards, which possesses its own budgeting and taxing authority. Financial information may be obtained by contacting the Treasurer of the Trumbull Career and Technical Center, 528 Educational Highway, Warren, Ohio 44483.

PUBLIC ENTITY RISK POOL

Worker's Compensation Group Rating Program

The District participates in a group rating plan (GRP) for workers' compensation as established under Section 4123.29 of the Ohio Revised Code. Participation in the GRP is limited to school districts that can meet the GRP's selection criteria. The firm of Sheakley Uniservice Inc. provides administrative, cost control and actuarial services to the GRP. Each year, the District pays an enrollment fee to the GRP to cover the costs of administering the program.

Trumbull County School's Employee Benefit Insurance Consortium (Consortium)

The Consortium is a Council of Governments established pursuant to Ohio Revised Code Chapter 167. The Council of Government (the Consortium) is a body corporate and politic established to exercise the rights and privileges conveyed to it by the constitution and laws of the State of Ohio as defined by Chapter 167 of the Ohio Revised Code.

The Consortium is a shared risk pool as defined by Governmental Accounting Standards Board Statement No. 10 and amended by GASB Statement No. 30. It was formed to carry out a cooperative program for the provisions and administration of health care benefits for member employees in accordance with the Council bylaws.

**BLOOMFIELD-MESPO LOCAL SCHOOL DISTRICT
TRUMBULL COUNTY, OHIO**

NOTES TO THE BASIC FINANCIAL STATEMENTS
FOR THE FISCAL YEAR ENDED JUNE 30, 2017

NOTE 2 - SUMMARY OF SIGNIFICANT ACCOUNTING POLICIES - (Continued)

The governing body of the Consortium is an Assembly composed of the Superintendents of the members and any other representative of members who have been appointed by the respective governing bodies of the members. All representatives serve without compensation. As of June 30, 2017, there were 16 participating members of the Consortium. The Insurance Committee (Executive Board) functions as the advisory body to the Assembly. It consists of five representatives of the members, four of whom are appointed by the President of the Trumbull County Superintendent's Association, and the fifth of whom by the Superintendent of the Fiscal Agent. The Trumbull County Educational Service Center serves as the Consortium's fiscal agent and the Treasurer of the Consortium is the Treasurer of the Fiscal Agent. The Consortium administers medical, prescription, dental, and vision benefit plans for employees of the participating school systems and their eligible dependents.

B. Fund Accounting

The District uses funds to maintain its financial records during the fiscal year. A fund is defined as a fiscal and accounting entity with a self-balancing set of accounts. There are three categories of funds: governmental, proprietary and fiduciary.

GOVERNMENTAL FUNDS

Governmental funds are those through which most governmental functions typically are financed. Governmental fund reporting focuses on the sources, uses and balances of current financial resources. Expendable assets are assigned to the various governmental funds according to the purposes for which they may or must be used. Current liabilities and deferred inflows of resources are assigned to the fund from which they will be paid. The difference between governmental fund assets and liabilities and deferred inflows of resources is reported as fund balance. The following are the District's major governmental funds:

General fund - The general fund is used to account for and report all financial resources not accounted for and reported in another fund. The general fund balance is available for any purpose provided it is expended or transferred according to the general laws of Ohio.

Title I fund - The purpose of the Title I fund is to account for financial assistance provided by State and local educational agencies to meet the special needs of educationally deprived children.

Other governmental funds of the District are used to account for (a) financial resources that are restricted, committed, or assigned to expenditures for capital outlays including the acquisition or construction of capital facilities or other capital assets, (b) specific revenue sources that are restricted or committed to an expenditure for specified purposes other than debt service or capital projects and (c) financial resources that are restricted, committed, or assigned to expenditure for principal and interest.

PROPRIETARY FUNDS

Proprietary funds are used to account for the District's ongoing activities which are similar to those often found in the private sector. The District has no proprietary funds.

**BLOOMFIELD-MESPO LOCAL SCHOOL DISTRICT
TRUMBULL COUNTY, OHIO**

NOTES TO THE BASIC FINANCIAL STATEMENTS
FOR THE FISCAL YEAR ENDED JUNE 30, 2017

NOTE 2 - SUMMARY OF SIGNIFICANT ACCOUNTING POLICIES - (Continued)

FIDUCIARY FUNDS

Fiduciary fund reporting focuses on net position and changes in net position. The fiduciary fund category is split into four classifications: pension trust funds, investment trust funds, private-purpose trust funds and agency funds. Trust funds are used to account for assets held by the District under a trust agreement for individuals, private organizations, or other governments and are therefore not available to support the District's own programs. The District has no trust funds. Agency funds are custodial in nature (assets equal liabilities) and do not involve measurement of results of operations. The District's agency fund accounts for student activities.

C. Basis of Presentation and Measurement Focus

Government-wide Financial Statements - The statement of net position and the statement of activities display information about the District as a whole. These statements include the financial activities of the primary government, except for fiduciary funds.

The government-wide statement of activities presents a comparison between direct expenses and program revenues for each function or program of the governmental activities of the District. Direct expenses are those that are specifically associated with a service, program or department and therefore clearly identifiable to a particular function. Program revenues include amounts paid by the recipient of goods or services offered by the program and grants and contributions that are restricted to meeting the operational or capital requirements of a particular program. Revenues not classified as program revenues are presented as general revenues of the District.

The government-wide financial statements are prepared using the economic resources measurement focus. All assets and deferred outflows of resources and all liabilities and deferred inflows of resources associated with the operation of the District are included on the statement of net position.

Fund Financial Statements - Fund financial statements report detailed information about the District. The focus of governmental fund financial statements is on major funds rather than reporting funds by type. Each major fund is presented in a separate column, and all nonmajor funds are aggregated into one column. Fiduciary funds are reported by fund type.

All governmental funds are accounted for using a flow of current financial resources measurement focus. With this measurement focus, only current assets and deferred outflows of resources and current liabilities and deferred inflows of resources generally are included on the balance sheet. The statement of revenues, expenditures and changes in fund balances reports on the sources (i.e., revenues and other financing sources) and uses (i.e., expenditures and other financing uses) of current financial resources. This approach differs from the manner in which the governmental activities of the government-wide financial statements are prepared. Governmental fund financial statements therefore include a reconciliation with brief explanations to better identify the relationship between the government-wide statements and the statements for governmental funds.

Agency funds do not report a measurement focus as they do not report operations.

**BLOOMFIELD-MESPO LOCAL SCHOOL DISTRICT
TRUMBULL COUNTY, OHIO**

NOTES TO THE BASIC FINANCIAL STATEMENTS
FOR THE FISCAL YEAR ENDED JUNE 30, 2017

NOTE 2 - SUMMARY OF SIGNIFICANT ACCOUNTING POLICIES - (Continued)

D. Basis of Accounting

Basis of accounting determines when transactions are recorded in the financial records and reported on the financial statements. Government-wide financial statements are prepared using the accrual basis of accounting. Governmental funds use the modified accrual basis of accounting. Fiduciary funds also use the accrual basis of accounting.

Revenues - Exchange and Nonexchange Transactions - Revenue resulting from exchange transactions, in which each party gives and receives essentially equal value are recorded on the accrual basis when the exchange takes place. On a modified accrual basis, revenue is recorded in the fiscal year in which the resources are measurable and become available. Available means that the resources will be collected within the current fiscal year or are expected to be collected soon enough thereafter to be used to pay liabilities of the current fiscal year. For the District, available means expected to be received within sixty days of fiscal year end.

Nonexchange transactions, in which the District receives value without directly giving equal value in return, include property taxes, grants, entitlements and donations. On an accrual basis, revenue from property taxes is recognized in the fiscal year for which the taxes are levied (See Note 5).

Revenue from grants, entitlements and donations is recognized in the fiscal year in which all eligibility requirements have been satisfied. Eligibility requirements include timing requirements, which specify the year when the resources are required to be used or the fiscal year when use is first permitted, matching requirements, in which the District must provide local resources to be used for a specified purpose, and expenditure requirements, in which the resources are provided to the District on a reimbursement basis. On a modified accrual basis, revenue from nonexchange transactions must also be available before it can be recognized.

Under the modified accrual basis, the following revenue sources are considered to be both measurable and available at fiscal year end: property taxes available as an advance, interest, tuition, grants, student fees and rentals.

Deferred Outflows of Resources and Deferred Inflows of Resources - In addition to assets, the government-wide statement of net position will report a separate section for deferred outflows of resources. Deferred outflows of resources, represents a consumption of net position that applies to a future period and will not be recognized as an outflow of resources (expense/expenditure) until then. For the District, see Note 11 for deferred outflows of resources related to the District's net pension liability.

**BLOOMFIELD-MESPO LOCAL SCHOOL DISTRICT
TRUMBULL COUNTY, OHIO**

NOTES TO THE BASIC FINANCIAL STATEMENTS
FOR THE FISCAL YEAR ENDED JUNE 30, 2017

NOTE 2 - SUMMARY OF SIGNIFICANT ACCOUNTING POLICIES - (Continued)

In addition to liabilities, both the government-wide statement of net position and the governmental fund financial statements report a separate section for deferred inflows of resources. Deferred inflows of resources represent an acquisition of net position that applies to a future period and will not be recognized as an inflow of resources (revenue) until that time. For the District, deferred inflows of resources include property taxes and unavailable revenue. Property taxes represent amounts for which there is an enforceable legal claim as of June 30, 2017, but which were levied to finance fiscal year 2018 operations. These amounts have been recorded as a deferred inflow of resources on both the government-wide statement of net position and the governmental fund financial statements. Unavailable revenue is reported only on the governmental funds balance sheet, and represents receivables which will not be collected within the available period. For the District unavailable revenue includes, but is not limited to, delinquent property taxes and intergovernmental grants. These amounts are deferred and recognized as an inflow of resources in the period the amounts become available.

For the District, see Note 11 for deferred inflows of resources related to the District's net pension liability. This deferred inflow of resources is only reported on the government-wide statement of net position.

Expenses/Expenditures - On the accrual basis of accounting, expenses are recognized at the time they are incurred. The entitlement value of donated commodities used during the year is reported in the statement of revenues, expenditures and changes in fund balances as an expenditure with a like amount reported as intergovernmental revenue.

The measurement focus of governmental fund accounting is on decreases in net financial resources (expenditures) rather than expenses. Expenditures are generally recognized in the accounting period in which the related fund liability is incurred, if measurable. Allocations of cost, such as depreciation and amortization, are not recognized in governmental funds.

E. Budgets

The District is required by State statute to adopt an annual appropriated cash basis budget for all funds. The specific timetable for fiscal year 2017 is as follows:

1. Prior to January 15, the Superintendent and Treasurer submit to the Board of Education a proposed operating budget for the fiscal year commencing the following July 1. The budget includes proposed expenditures and the means of financing for all funds. Public hearings are publicized and conducted to obtain taxpayers' comments. The purpose of this budget document is to reflect the need for existing (or increased) tax rates.
2. By no later than January 20, the Board-adopted budget is filed with the Trumbull County Budget Commission for tax rate determination.

**BLOOMFIELD-MESPO LOCAL SCHOOL DISTRICT
TRUMBULL COUNTY, OHIO**

**NOTES TO THE BASIC FINANCIAL STATEMENTS
FOR THE FISCAL YEAR ENDED JUNE 30, 2017**

NOTE 2 - SUMMARY OF SIGNIFICANT ACCOUNTING POLICIES - (Continued)

3. Prior to April 1, the Board of Education accepts, by formal resolution, the tax rates as determined by the Budget Commission and receives the Commission's certificate of estimated resources which states the projected revenue of each fund. Prior to July 1, the District must revise its budget so that total contemplated expenditures from any fund during the ensuing year will not exceed the amount stated in the certificate of estimated resources. The revised budget then serves as a basis for the appropriation measure. On or about July 1, the certificate is amended to include any unencumbered balances from the preceding year as reported by the District Treasurer. The certificate may be further amended during the year if projected increases or decreases in revenue are identified by the District Treasurer. The budget figures, as shown in the accompanying budgetary statements, reflect the amounts set forth in the original and final certificate of estimated resources issued for fiscal year 2017.
4. By July 1, the annual appropriation resolution is legally enacted by the Board of Education by fund level, which is the legal level of budgetary control. Although the legal level of budgetary control was established at the fund level of expenditures, the District has elected to present budgetary statement comparisons at the fund and function level of expenditures. State statute permits a temporary appropriation to be effective until no later than October 1 of each year. Resolution appropriations by fund must be within the estimated resources as certified by the County Budget Commission and the total of expenditures and encumbrances may not exceed the appropriation totals.
5. Any revisions that alter the total of any fund appropriation must be approved by the Board of Education.
6. Formal budgetary integration is employed as a management control device during the year for all funds consistent with the general obligation bond indenture and other statutory provisions. All funds completed the year within the amount of their legally authorized cash basis appropriation.
7. Appropriation amounts are as originally adopted, or as amended by the Board of Education through the year by supplemental appropriations, which either reallocated or increased the original, appropriated amounts. All supplemental appropriations were legally enacted by the Board prior to June 30, 2017; however, none of these amendments were significant. The budget figures, as shown in the accompanying budgetary statements, reflect the original and final appropriation amounts including all amendments and modifications.
8. Unencumbered appropriations lapse at year end. Encumbered appropriations are carried forward to the succeeding fiscal year and need not be re-appropriated. Expenditures plus encumbrances may not legally exceed budgeted appropriations at the fund level.

F. Cash and Investments

To improve cash management, cash received by the District is pooled. Monies for all funds are maintained in this pool. Individual fund integrity is maintained through the District's records. Each fund's interest in the pool is presented as "equity in pooled cash and cash equivalents" on the basic financial statements.

During fiscal year 2017, investments were limited to the State Treasury Asset Reserve of Ohio (STAR Ohio) and STAR Plus.

**BLOOMFIELD-MESPO LOCAL SCHOOL DISTRICT
TRUMBULL COUNTY, OHIO**

**NOTES TO THE BASIC FINANCIAL STATEMENTS
FOR THE FISCAL YEAR ENDED JUNE 30, 2017**

NOTE 2 - SUMMARY OF SIGNIFICANT ACCOUNTING POLICIES - (Continued)

During fiscal year 2017, the District invested in STAR Ohio. STAR Ohio (the State Treasury Asset Reserve of Ohio), is an investment pool managed by the State Treasurer's Office which allows governments within the State to pool their funds for investment purposes. STAR Ohio is not registered with the SEC as an investment company, but has adopted Governmental Accounting Standards Board (GASB), Statement No. 79, "Certain External Investment Pools and Pool Participants." The District measures its investment in STAR Ohio at the net asset value (NAV) per share provided by STAR Ohio. The NAV per share is calculated on an amortized cost basis that provides an NAV per share that approximates fair value.

For fiscal year 2017, there were no limitations or restrictions on any participant withdrawals due to redemption notice periods, liquidity fees, or redemption gates. However, notice must be given 24 hours in advance of all deposits and withdrawals exceeding \$25 million. STAR Ohio reserves the right to limit the transaction to \$50 million, requiring the excess amount to be transacted the following business day(s), but only to the \$50 million limit. All accounts of the participant will be combined for these purposes.

Under existing Ohio statutes all investment earnings are assigned to the general fund unless statutorily required to be credited to a specific fund. By policy of the Board of Education, investment earnings are assigned to the general fund. Interest revenue credited to the general fund during fiscal year 2017 amounted to \$5,664, which includes \$167 assigned from other funds.

For presentation on the basic financial statements, investments of the cash management pool and investments with original maturities of three months or less at the time they are purchased by the District are considered to be cash equivalents. Investments with an initial maturity of more than three months are reported as investments.

An analysis of the District's investment account at fiscal year end is provided in Note 4.

G. Inventory

On government-wide and fund financial statements, purchased inventories are presented at the lower of cost or market and donated commodities are presented at their entitlement value. Inventories are recorded on a first-in, first-out basis and are expensed when used. Inventories are accounted for using the consumption method.

Inventory consists of items held for resale and materials and supplies.

H. Capital Assets

Governmental capital assets are those assets generally related to governmental activities. These assets generally result from expenditures in the governmental funds. These assets are reported in the governmental activities column of the government-wide statement of net position, but are not reported in the fund financial statements.

All capital assets are capitalized at cost (or estimated historical cost) and updated for additions and deletions during the year. Donated capital assets are recorded at their acquisition values as of the date received. The District maintains a capitalization threshold of \$1,500. Improvements are capitalized; the costs of normal maintenance and repairs that do not add to the value of the asset or materially extend an asset's life are not.

**BLOOMFIELD-MESPO LOCAL SCHOOL DISTRICT
TRUMBULL COUNTY, OHIO**

NOTES TO THE BASIC FINANCIAL STATEMENTS
FOR THE FISCAL YEAR ENDED JUNE 30, 2017

NOTE 2 - SUMMARY OF SIGNIFICANT ACCOUNTING POLICIES - (Continued)

All reported capital assets except land and construction in progress are depreciated. Improvements are depreciated over the remaining useful lives of the related capital assets. Depreciation is computed using the straight-line method over the following useful lives:

<u>Description</u>	Governmental Activities <u>Estimated Lives</u>
Land improvements	5 - 20 years
Buildings and improvements	20 - 50 years
Furniture and equipment	5 - 20 years
Vehicles	8 years
Infrastructure	30 years

I. Interfund Balances

On fund financial statements, receivables and payables resulting from short-term interfund loans are classified as “interfund receivables/payables”. These amounts are eliminated in the governmental activities column on the statement of net position. There were no interfund loans outstanding at June 30, 2017.

J. Compensated Absences

Compensated absences of the District consist of vacation leave and sick leave to the extent that payments to the employee for these absences are attributable to services already rendered and are not contingent on a specific event that is outside the control of the District and the employee.

In accordance with the provisions of GASB Statement No. 16, “Accounting for Compensated Absences”, a liability for vacation leave is accrued if a) the employees’ rights to payment are attributable to services already rendered; and b) it is probable that the employer will compensate the employees for the benefits through paid time off or other means, such as cash payment at termination or retirement. An accrual for earned sick leave is made to the extent that it is probable that the benefits will result in termination (severance) payments. A liability for sick leave is accrued using the vesting method; i.e., the liability is based on the sick leave accumulated at June 30, 2017, by those employees who are currently eligible to receive termination (severance) payments, as well as those employees expected to become eligible in the future. For purposes of establishing a liability for sick leave on employees expected to become eligible to retire in the future, all employees age fifty or greater with at least ten years of service and all employees with at least twenty years of service at any age were considered expected to become eligible to retire in accordance with GASB Statement No. 16.

The total liability for vacation and sick leave payments has been calculated using pay rates in effect at June 30, 2017, and reduced to the maximum payment allowed by labor contract and/or statute, plus any applicable additional salary related payments.

The entire compensated absence liability is reported on the government-wide financial statements.

**BLOOMFIELD-MESPO LOCAL SCHOOL DISTRICT
TRUMBULL COUNTY, OHIO**

NOTES TO THE BASIC FINANCIAL STATEMENTS
FOR THE FISCAL YEAR ENDED JUNE 30, 2017

NOTE 2 - SUMMARY OF SIGNIFICANT ACCOUNTING POLICIES - (Continued)

For governmental fund financial statements, the current portion of unpaid compensated absences is the amount expected to be paid using expendable available resources. These amounts are recorded in the account “compensated absences payable” in the fund from which the employees who have accumulated unpaid leave are paid. The noncurrent portion of the liability is not reported.

K. Accrued Liabilities and Long-Term Obligations

All payables, accrued liabilities and long-term obligations are reported in the government-wide financial statements.

In general, governmental fund payables and accrued liabilities that, once incurred, are paid in a timely manner and in full from current financial resources are reported as obligations of the funds. However, claims and judgments, net pension liabilities and compensated absences that will be paid from governmental funds are reported as a liability in the fund financial statements only to the extent that they are due for payment during the current year. Long-term notes and capital lease obligations are recognized as a liability on the fund financial statements when due.

L. Fund Balance

Fund balance is divided into five classifications based primarily on the extent to which the District is bound to observe constraints imposed upon the use of the resources in the governmental funds. The classifications are as follows:

Nonspendable - The nonspendable fund balance classification includes amounts that cannot be spent because they are not in spendable form or legally required to be maintained intact. The “not in spendable form” criterion includes items that are not expected to be converted to cash.

Restricted - Fund balance is reported as restricted when constraints are placed on the use of resources that are either externally imposed by creditors (such as through debt covenants), grantors, contributors, or laws or regulations of other governments, or imposed by law through constitutional provisions or enabling legislation.

Committed - The committed fund balance classification includes amounts that can be used only for the specific purposes imposed by a formal action (resolution) of the District Board of Education (the highest level of decision making authority). Those committed amounts cannot be used for any other purpose unless the District Board of Education removes or changes the specified use by taking the same type of action (resolution) it employed to previously commit those amounts. Committed fund balance also incorporates contractual obligations to the extent that existing resources in the fund have been specifically committed for use in satisfying those contractual requirements.

Assigned - Amounts in the assigned fund balance classification are intended to be used by the District for specific purposes, but do not meet the criteria to be classified as restricted nor committed. In governmental funds other than the general fund, assigned fund balance represents the remaining amount that is not restricted or committed. In the general fund, assigned amounts represent intended uses established by policies of the District Board of Education, which includes giving the Treasurer the authority to constrain monies for intended purposes.

**BLOOMFIELD-MESPO LOCAL SCHOOL DISTRICT
TRUMBULL COUNTY, OHIO**

NOTES TO THE BASIC FINANCIAL STATEMENTS
FOR THE FISCAL YEAR ENDED JUNE 30, 2017

NOTE 2 - SUMMARY OF SIGNIFICANT ACCOUNTING POLICIES - (Continued)

Unassigned - Unassigned fund balance is the residual classification for the general fund and includes all spendable amounts not contained in the other classifications. In other governmental funds, the unassigned classification is only used to report a deficit fund balance resulting from overspending for specific purposes for which amounts had been restricted, committed, or assigned.

The District applies restricted resources first when expenditures are incurred for purposes for which restricted and unrestricted (committed, assigned, and unassigned) fund balance is available. Similarly, within unrestricted fund balance, committed amounts are reduced first followed by assigned, and then unassigned amounts when expenditures are incurred for purposes for which amounts in any of the unrestricted fund balance classifications could be used.

M. Net Position

Net position represents the difference between assets and deferred outflows and liabilities and deferred inflows. The net position component "net investment in capital assets," consists of capital assets, net of accumulated depreciation, reduced by the outstanding balances of any borrowing used for the acquisition, construction or improvement of those assets. Deferred outflows of resources and deferred inflows of resources that are attributable to the acquisition, construction or improvement of those assets or related debt also should be included in this component of net position. Net position is reported as restricted when there are limitations imposed on its use either through the enabling legislation adopted by the District or through external restrictions imposed by creditors, grantors or laws or regulations of other governments. The amount restricted for other purposes represents amounts restricted for food service.

The District applies restricted resources first when an expense is incurred for purposes for which both restricted and unrestricted net position is available.

N. Prepayments

Certain payments to vendors reflect the costs applicable to future accounting periods and are recorded as prepaid items in both government-wide and fund financial statements. These items are reported as assets on the balance sheet using the consumption method. A current asset for the prepaid amounts is recorded at the time of the purchase and the expenditure/expense is reported in the fiscal year in which services are consumed.

O. Estimates

The preparation of the basic financial statements in conformity with GAAP requires management to make estimates and assumptions that affect the amounts reported in the basic financial statements and accompanying notes. Actual results may differ from those estimates.

**BLOOMFIELD-MESPO LOCAL SCHOOL DISTRICT
TRUMBULL COUNTY, OHIO**

**NOTES TO THE BASIC FINANCIAL STATEMENTS
FOR THE FISCAL YEAR ENDED JUNE 30, 2017**

NOTE 2 - SUMMARY OF SIGNIFICANT ACCOUNTING POLICIES - (Continued)

P. Interfund Activity

Exchange transactions between funds are reported as revenues in the seller funds and as expenditures/expenses in the purchaser funds. Flows of cash or goods from one fund to another without a requirement for repayment are reported as interfund transfers. Interfund transfers are reported as other financing sources/uses in governmental funds. Repayments from funds responsible for particular expenditures/expenses to the funds that initially paid for them are not presented on the basic financial statements.

Q. Pensions

For purposes of measuring the net pension liability, deferred outflows of resources and deferred inflows of resources related to pensions, and pension expense, information about the fiduciary net position of the pension plans and additions to/deductions from their fiduciary net position have been determined on the same basis as they are reported by the pension systems. For this purpose, benefit payments (including refunds of employee contributions) are recognized when due and payable in accordance with the benefit terms. The pension systems report investments at fair value.

R. Extraordinary and Special Items

Extraordinary items are transactions or events that are both unusual in nature and infrequent in occurrence. Special items are transactions or events that are within the control of the Board of Education and that are either unusual in nature or infrequent in occurrence. Neither type of transaction occurred during fiscal year 2017.

S. Fair Value

The District categorizes its fair value measurements within the fair value hierarchy established by generally accepted accounting principles. The hierarchy is based on the valuation inputs used to measure the fair value of the asset. Level 1 inputs are quoted prices in active markets for identical assets; Level 2 inputs are significant other observable inputs; Level 3 inputs are significant unobservable inputs.

NOTE 3 - ACCOUNTABILITY AND COMPLIANCE

A. Change in Accounting Principles

For fiscal year 2017, the District has implemented GASB Statement No. 77, *“Tax Abatement Disclosures”*, GASB Statement No. 78, *“Pensions Provided Through Certain Multiple-Employer Defined Benefit Pension Plans”*, GASB Statement No. 80, *“Blending Requirements for Certain Component Units - An Amendment of GASB Statement No. 14”* and GASB Statement No. 82, *“Pension Issues - An Amendment of GASB Statements No. 67, No. 68 and No. 73”*.

GASB Statement No. 77 requires governments that enter into tax abatement agreements to disclose certain information about the agreement. GASB Statement No. 77 also requires disclosures related to tax abatement agreements that have been entered into by other governments that reduce the reporting government’s tax revenues. The implementation of GASB Statement No. 77 had no effect on the financial statements of the District.

**BLOOMFIELD-MESPO LOCAL SCHOOL DISTRICT
TRUMBULL COUNTY, OHIO**

NOTES TO THE BASIC FINANCIAL STATEMENTS
FOR THE FISCAL YEAR ENDED JUNE 30, 2017

NOTE 3 - ACCOUNTABILITY AND COMPLIANCE - (Continued)

GASB Statement No. 78 establishes accounting and financial reporting standards for defined benefit pensions provided to the employees of state or local governmental employers through a cost-sharing multiple-employer defined benefit pension plan (cost-sharing pension plan) that meets the criteria in paragraph 4 of Statement 68 and that (a) is not a state or local governmental pension plan, (b) is used to provide defined benefit pensions both to employees of state or local governmental employers and to employees of employers that are not state or local governmental employers, and (c) has no predominant state or local governmental employer (either individually or collectively with other state or local governmental employers that provide pensions through the pension plan). The implementation of GASB Statement No. 78 did not have an effect on the financial statements of the District.

GASB Statement No. 80 improves the financial reporting by clarifying the financial statement presentation requirements for certain component units. This Statement applies to component units that are organized as not-for-profit corporations in which the primary government is the sole corporate member. The implementation of GASB Statement No. 80 did not have an effect on the financial statements of the District.

GASB Statement No. 82 addresses issues regarding (1) the presentation of payroll-related measures in required supplementary information, (2) the selection of assumptions and the treatment of deviations from the guidance in an Actuarial Standard of Practice for financial reporting purposes, and (3) the classification of payments made by employers to satisfy employee (plan member) contribution requirements. The implementation of GASB Statement No. 82 did not have an effect on the financial statements of the District.

B. Deficit Fund Balances

Fund balances at June 30, 2017 included the following individual fund deficits:

Nonmajor Governmental fund:

IDEA Part-B	\$ 40
-------------	-------

The general fund is liable for any deficit in these funds and provides transfers when cash is required, not when accruals occur. The deficit fund balances resulted from adjustments for accrued liabilities.

**BLOOMFIELD-MESPO LOCAL SCHOOL DISTRICT
TRUMBULL COUNTY, OHIO**

NOTES TO THE BASIC FINANCIAL STATEMENTS
FOR THE FISCAL YEAR ENDED JUNE 30, 2017

NOTE 4 - DEPOSITS AND INVESTMENTS

State statutes classify monies held by the District into three categories.

Active deposits are public deposits necessary to meet current demands on the treasury. Such monies must be maintained either as cash in the District treasury, in commercial accounts payable or withdrawable on demand, including negotiable order of withdrawal (NOW) accounts, or in money market deposit accounts.

Inactive deposits are public deposits that the Board of Education has identified as not required for use within the current five year period of designation of depositories. Inactive deposits must either be evidenced by certificates of deposit maturing not later than the end of the current period of designation of depositories, or by savings or deposit accounts including, but not limited to, passbook accounts.

Interim deposits are deposits of interim monies. Interim monies are those monies which are not needed for immediate use, but which will be needed before the end of the current period of designation of depositories.

Interim deposits must be evidenced by time certificates of deposit maturing not more than one year from the date of deposit or by savings or deposit accounts including passbook accounts.

Interim monies to be deposited or invested in the following securities:

1. United States Treasury Notes, Bills, Bonds, or any other obligation or security issued by the United States Treasury or any other obligation guaranteed as to principal and interest by the United States;
2. Bonds, notes, debentures, or any other obligations or securities issued by any federal government agency or instrumentality, including, but not limited to, the Federal National Mortgage Association, Federal Home Loan Bank, Federal Farm Credit Bank, Federal Home Loan Mortgage Corporation, Government National Mortgage Association, and Student Loan Marketing Association. All federal agency securities shall be direct issuances of federal government agencies or instrumentalities;
3. Written repurchase agreements in the securities listed above provided that the market value of the securities subject to the repurchase agreement must exceed the principal value of the agreement by at least two percent and be marked to market daily, and that the term of the agreement must not exceed thirty days;
4. Bonds and other obligations of the State of Ohio;
5. No-load money market mutual funds consisting exclusively of obligations described in items (1) and (2) above and repurchase agreements secured by such obligations, provided that investments in securities described in this division are made only through eligible institutions;
6. The State Treasurer's investment pool (STAR Ohio);
7. Certain banker's acceptance and commercial paper notes for a period not to exceed one hundred eighty days from the purchase date in an amount not to exceed twenty-five percent of the interim monies available for investment at any one time; and,
8. Under limited circumstances, corporate debt interests rated in either of the two highest classifications by at least two nationally recognized rating agencies.

**BLOOMFIELD-MESPO LOCAL SCHOOL DISTRICT
TRUMBULL COUNTY, OHIO**

NOTES TO THE BASIC FINANCIAL STATEMENTS
FOR THE FISCAL YEAR ENDED JUNE 30, 2017

NOTE 4 - DEPOSITS AND INVESTMENTS - (Continued)

Protection of the District's deposits is provided by the Federal Deposit Insurance Corporation (FDIC), by eligible securities pledged by the financial institution as security for repayment, by surety company bonds deposited with the Treasurer by the financial institution or by a single collateral pool established by the financial institution to secure the repayment of all public monies deposited with the institution.

Investments in stripped principal or interest obligations, reverse repurchase agreements and derivatives are prohibited. The issuance of taxable notes for the purpose of arbitrage, the use of leverage and short selling are also prohibited. An investment must mature within five years from the date of purchase unless matched to a specific obligation or debt of the District, and must be purchased with the expectation that it will be held to maturity. Investments may only be made through specified dealers and institutions. Payment for investments may be made only upon delivery of the securities representing the investments to the Treasurer or, if the securities are not represented by a certificate, upon receipt of confirmation of transfer from the custodian.

A. Deposits with Financial Institutions

At June 30, 2017, the carrying amount of all District deposits was \$1,499,988. Based on the criteria described in GASB Statement No. 40, “Deposits and Investment Risk Disclosures”, as of June 30, 2017, \$964,585 of the District’s bank balance of \$1,517,536 was exposed to custodial risk as discussed below, while \$552,951 was covered by the FDIC.

Custodial credit risk is the risk that, in the event of bank failure, the District’s deposits may not be returned. All deposits are collateralized with eligible securities in amounts equal to at least 105% of the carrying value of the deposits. Such collateral, as permitted by the Ohio Revised Code, is held in single financial institution collateral pools at Federal Reserve Banks, or at member banks of the federal reserve system, in the name of the respective depository bank and pledged as a pool of collateral against all of the public deposits it holds or as specific collateral held at the Federal Reserve Bank in the name of the District. The District has no deposit policy for custodial credit risk beyond the requirements of State statute. Although the securities were held by the pledging institutions’ trust department and all statutory requirements for the deposit of money had been followed, noncompliance with federal requirements could potentially subject the District to a successful claim by the FDIC.

B. Investments

As of June 30, 2017, the District had the following investment and maturity:

<u>Measurement/Investment type</u>	<u>Measurement Amount</u>	<u>Investment Maturity 6 months or less</u>
Amortized Cost:		
STAR Ohio	\$ 521,659	\$ 521,659

Interest Rate Risk: As a means of limiting its exposure to fair value losses arising from rising interest rates and according to State law, the District’s investment policy limits investment portfolio maturities to five years or less.

**BLOOMFIELD-MESPO LOCAL SCHOOL DISTRICT
TRUMBULL COUNTY, OHIO**

NOTES TO THE BASIC FINANCIAL STATEMENTS
FOR THE FISCAL YEAR ENDED JUNE 30, 2017

NOTE 4 - DEPOSITS AND INVESTMENTS - (Continued)

Credit Risk: Standard & Poor's has assigned STAR Ohio an AAAM money market rating. Ohio law requires STAR Ohio maintain the highest rating provided by at least one nationally recognized standard rating service. The District's investment policy does not specifically address credit risk beyond requiring the District to only invest in securities authorized by State statute.

Custodial Credit Risk: For an investment, custodial credit risk is the risk that, in the event of the failure of the counterparty, the District will not be able to recover the value of its investments or collateral securities that are in the possession of an outside party. The District has no investment policy dealing with investment custodial risk beyond the requirement in State statute that prohibits payment for investments prior to the delivery of the securities representing such investments to the Treasurer or qualified trustee.

Concentration of Credit Risk: The District places no limit on the amount that may be invested in any one issuer. The following table includes the percentage of each investment type held by the District at June 30, 2017:

<u>Measurement/Investment type</u>	<u>Measurement Amount</u>	<u>% of Total</u>
STAR Ohio	\$ <u>521,659</u>	<u>100.00</u>

C. Reconciliation of Cash and Investments to the Statement of Net Position

The following is a reconciliation of cash and investments as reported in the note above to cash and investments as reported on the statement of net position as of June 30, 2017:

<u>Cash and investments per note</u>	
Carrying amount of deposits	\$ 1,499,988
Investments	<u>521,659</u>
Total	<u>\$ 2,021,647</u>
 <u>Cash and investments per statement of net position</u>	
Governmental activities	\$ 2,007,071
Agency fund	<u>14,576</u>
Total	<u>\$ 2,021,647</u>

**BLOOMFIELD-MESPO LOCAL SCHOOL DISTRICT
TRUMBULL COUNTY, OHIO**

**NOTES TO THE BASIC FINANCIAL STATEMENTS
FOR THE FISCAL YEAR ENDED JUNE 30, 2017**

NOTE 5 - PROPERTY TAXES

Property taxes are levied and assessed on a calendar year basis while the District fiscal year runs from July through June. First half tax collections are received by the District in the second half of the fiscal year. Second half tax distributions occur in the first half of the following fiscal year.

Property taxes include amounts levied against all real property and public utility property. Real property tax revenues received in calendar year 2017 represent the collection of calendar year 2016 taxes. Real property taxes received in calendar year 2017 were levied after April 1, 2016, on the assessed values as of January 1, 2016, the lien date. Assessed values for real property taxes are established by State statute at 35 percent of appraised market value. Real property taxes are payable annually or semiannually. If paid annually, payment is due December 31; if paid semiannually, the first payment is due December 31, with the remainder payable by June 20. Under certain circumstances, State statute permits alternate payment dates to be established. Public utility property tax revenues received in calendar year 2017 represent the collection of calendar year 2016 taxes. Public utility real and personal property taxes received in calendar year 2017 became a lien on December 31, 2015, were levied after April 1, 2016, and are collected with real property taxes. Public utility real property is assessed at 35 percent of true value; public utility tangible personal property is currently assessed at varying percentages of true value.

The District receives property taxes from Trumbull County. The County Auditor periodically advances to the District its portion of the taxes collected. Second-half real property tax payments collected by the County by June 30, 2017, are available to finance fiscal year 2017 operations. The amount available as an advance at June 30, 2017 was \$16,718 in the general fund, \$1,439 in the permanent improvement fund (a nonmajor governmental fund) and \$422 in the bond retirement fund (a nonmajor governmental fund). This amount is recorded as revenue. The amount available for advance at June 30, 2016 was \$10,277 in the general fund and \$867 in the permanent improvement fund (a nonmajor governmental fund) and \$256 in the bond retirement fund (a nonmajor governmental fund). The amount of second-half real property taxes available for advance at fiscal year-end can vary based on the date the tax bills are sent.

Accrued property taxes receivable includes real property, public utility property and delinquent tangible personal property taxes which are measurable as of June 30, 2017 and for which there is an enforceable legal claim. Although total property tax collections for the next fiscal year are measurable, only the amount of real property taxes available as an advance at June 30 was levied to finance current fiscal year operations and is reported as revenue at fiscal year-end. The portion of the receivable not levied to finance current fiscal year operations is offset by a credit to deferred inflows.

On the accrual basis of accounting, collectible delinquent property taxes have been recorded as a receivable and revenue, while on a modified accrual basis of accounting the revenue has been reported as a deferred inflow.

**BLOOMFIELD-MESPO LOCAL SCHOOL DISTRICT
TRUMBULL COUNTY, OHIO**

NOTES TO THE BASIC FINANCIAL STATEMENTS
FOR THE FISCAL YEAR ENDED JUNE 30, 2017

NOTE 5 - PROPERTY TAXES - (Continued)

The assessed values upon which the fiscal year 2017 taxes were collected are:

	2016 Second Half Collections		2017 First Half Collections	
	<u>Amount</u>	<u>Percent</u>	<u>Amount</u>	<u>Percent</u>
Agricultural/residential and other real estate	\$ 56,260,970	96.15	\$ 56,646,000	95.93
Public utility personal	<u>2,251,290</u>	<u>3.85</u>	<u>2,402,060</u>	<u>4.07</u>
Total	<u>\$ 58,512,260</u>	<u>100.00</u>	<u>\$ 59,048,060</u>	<u>100.00</u>
Tax rate per \$1,000 of assessed valuation for:	\$54.05		\$54.55	

NOTE 6 - RECEIVABLES

Receivables at June 30, 2017 consisted of taxes, accounts and intergovernmental grants and entitlements. All receivables are considered collectible in full due to the ability to foreclose for the nonpayment of taxes, the stable condition of State programs and the current year guarantee of federal funds. A summary of the principal items of receivables reported on the statement of net position follows:

Governmental activities:

Taxes	\$ 1,645,493
Accounts	2,623
Intergovernmental	<u>157,329</u>
Total	<u>\$ 1,805,445</u>

Receivables have been disaggregated on the face of the basic financial statements. All receivables are expected to be collected in the subsequent year.

**BLOOMFIELD-MESPO LOCAL SCHOOL DISTRICT
TRUMBULL COUNTY, OHIO**

NOTES TO THE BASIC FINANCIAL STATEMENTS
FOR THE FISCAL YEAR ENDED JUNE 30, 2017

NOTE 7 - CAPITAL ASSETS

Capital asset activity for the fiscal year ended June 30, 2017, was as follows:

	Balance			Balance
	<u>06/30/16</u>	<u>Additions</u>	<u>Deductions</u>	<u>06/30/17</u>
Governmental activities:				
<i>Capital assets, not being depreciated:</i>				
Land	\$ 15,000	\$ -	\$ -	\$ 15,000
Construction in progress	<u>11,155</u>	<u>47,706</u>	<u>(28,834)</u>	<u>30,027</u>
Total capital assets, not being depreciated	<u>26,155</u>	<u>47,706</u>	<u>(28,834)</u>	<u>45,027</u>
<i>Capital assets, being depreciated:</i>				
Land improvements	165,761	-	(10,080)	155,681
Buildings and improvements	2,569,051	41,735	(40,184)	2,570,602
Furniture and equipment	489,328	1,605	(79,997)	410,936
Vehicles	406,443	4,500	(63,103)	347,840
Infrastructure	<u>326,263</u>	<u>-</u>	<u>-</u>	<u>326,263</u>
Total capital assets, being depreciated	<u>3,956,846</u>	<u>47,840</u>	<u>(193,364)</u>	<u>3,811,322</u>
<i>Less: accumulated depreciation</i>				
Land improvements	(78,283)	(6,594)	10,080	(74,797)
Buildings and improvements	(1,666,239)	(61,070)	40,184	(1,687,125)
Furniture and equipment	(315,899)	(35,818)	79,997	(271,720)
Vehicles	(307,791)	(19,919)	61,978	(265,732)
Infrastructure	<u>(16,313)</u>	<u>(10,875)</u>	<u>-</u>	<u>(27,188)</u>
Total accumulated depreciation	<u>(2,384,525)</u>	<u>(134,276)</u>	<u>192,239</u>	<u>(2,326,562)</u>
Governmental activities capital assets, net	<u>\$ 1,598,476</u>	<u>\$ (38,730)</u>	<u>\$ (29,959)</u>	<u>\$ 1,529,787</u>

**BLOOMFIELD-MESPO LOCAL SCHOOL DISTRICT
TRUMBULL COUNTY, OHIO**

NOTES TO THE BASIC FINANCIAL STATEMENTS
FOR THE FISCAL YEAR ENDED JUNE 30, 2017

NOTE 7 - CAPITAL ASSETS - (Continued)

Depreciation expense was charged to governmental functions as follows:

<u>Instruction:</u>	
Regular	\$ 34,842
Special	15,027
 <u>Support services:</u>	
Board of education	149
Administration	7,832
Fiscal	195
Operations and maintenance	54,584
Pupil transportation	20,580
Extracurricular activities	603
Food service operations	<u>464</u>
 Total depreciation expense	 <u>\$ 134,276</u>

NOTE 8 - CAPITAL LEASES - LESSEE DISCLOSURE

During fiscal year 2016, the District entered into a capital lease for copiers. The copiers have been capitalized in the amount of \$37,221. Accumulated depreciation as of June 30, 2017 was \$11,166, leaving a current book value of \$26,055. A corresponding liability has been recorded in the governmental activities on the statement of net position. Principal payments made during fiscal year 2017 totaled \$6,858 and were paid out of the general fund.

The following is a schedule of future minimum lease payments required under the capital lease and the present value of the future minimum lease payments as of June 30, 2017:

<u>Fiscal Year Ending June 30,</u>	<u>Amount</u>
2018	\$ 8,460
2019	8,460
2020	8,460
2021	<u>5,640</u>
Total minimum lease payments	31,020
Less: amount representing interest	<u>(2,730)</u>
Present value of minimum lease payments	<u>\$ 28,290</u>

**BLOOMFIELD-MESPO LOCAL SCHOOL DISTRICT
TRUMBULL COUNTY, OHIO**

NOTES TO THE BASIC FINANCIAL STATEMENTS
FOR THE FISCAL YEAR ENDED JUNE 30, 2017

NOTE 9 - LONG-TERM OBLIGATIONS

- A. During fiscal year 2017, the following activity occurred in the long-term obligations of governmental activities.

	<u>Balance</u>	<u>Additions</u>	<u>Reductions</u>	<u>Balance</u>	<u>Amounts</u>
	<u>06/30/16</u>			<u>06/30/17</u>	<u>Due in</u>
					<u>One Year</u>
Governmental activities:					
Notes payable	\$ 122,431	\$ -	\$ (29,855)	\$ 92,576	\$ 30,351
Compensated absences	132,902	80,849	(64,905)	148,846	52,952
Capital lease obligation	35,148	-	(6,858)	28,290	7,209
Net pension liability	<u>4,317,122</u>	<u>999,383</u>	<u>-</u>	<u>5,316,505</u>	<u>-</u>
Total long-term obligations, governmental activities	<u>\$ 4,607,603</u>	<u>\$ 1,080,232</u>	<u>\$ (101,618)</u>	<u>\$ 5,586,217</u>	<u>\$ 90,512</u>

Compensated Absences: Compensated absences will be paid from the fund from which the employees' salaries are paid, which consist of the general fund, food service fund (a nonmajor governmental fund), IDEA, Part B fund (a nonmajor governmental fund), Title I fund and Improving Teacher Quality fund (a nonmajor governmental fund).

Net Pension Liability: See Note 11 for details.

Tax Anticipation Notes, Series 2009: On November, 9, 2009, the District issued tax anticipation notes (qualified school construction bonds) to provide funds for various building improvements. These notes are general obligations of the District for which the full faith and credit of the District is pledged for repayment. Accordingly, such unmatured obligations of the District are accounted for in the statement of net position. Payments of principal and interest relating to this note are recorded as an expenditure in the bond retirement fund (a nonmajor governmental fund).

The notes were issued in the amount of \$291,574 and mature on September 15, 2019. The stated interest rate of the notes is 1.65% and interest payments are due on March 15 and September 15 of each year.

The following is a summary of the future debt service requirements to maturity for the tax anticipation notes:

Fiscal Year	<u>Tax Anticipation Notes</u>		
<u>Ending June 30,</u>	<u>Principal</u>	<u>Interest</u>	<u>Total</u>
2018	\$ 30,351	\$ 1,277	\$ 31,628
2019	30,856	772	31,628
2020	<u>31,369</u>	<u>259</u>	<u>31,628</u>
Total	<u>\$ 92,576</u>	<u>\$ 2,308</u>	<u>\$ 94,884</u>

**BLOOMFIELD-MESPO LOCAL SCHOOL DISTRICT
TRUMBULL COUNTY, OHIO**

NOTES TO THE BASIC FINANCIAL STATEMENTS
FOR THE FISCAL YEAR ENDED JUNE 30, 2017

NOTE 9 - LONG-TERM OBLIGATIONS - (Continued)

B. Legal Debt Margin

The Ohio Revised Code provides that voted net general obligation debt of the District shall never exceed 9% of the total assessed valuation of the District. The code further provides that unvoted indebtedness shall not exceed 1/10 of 1% of the property valuation of the District. The code additionally states that unvoted indebtedness related to energy conservation debt shall not exceed 9/10 of 1% of the property valuation of the District. The assessed valuation used in determining the District's legal debt margin has been modified by House Bill 530 which became effective March 30, 2006. In accordance with House Bill 530, the assessed valuation used in the District's legal debt margin calculation excluded tangible personal property used in business, telephone or telegraph property, interexchange telecommunications company property and personal property owned or leased by a railroad company and used in railroad operations. The effects of these debt limitations at June 30, 2017, are a voted debt margin of \$5,314,747 and an unvoted debt margin of \$59,048.

NOTE 10 - RISK MANAGEMENT

A. Comprehensive

The District is exposed to various risks of loss related to torts, theft of, damage to, and destruction of assets; errors and omissions; injuries to employees; and natural disasters. The District maintains comprehensive commercial insurance coverage for real property, building contents, vehicles and general liability.

Vehicle policies include liability coverage for bodily injury and property damage. The liability limits are \$15,000,000 for each accident, and uninsured motorist of \$100,000 per person/\$1,000,000 per occurrence.

Real property and contents are fully insured. Real property is 90% co-insured. Limits of insurance on real property and equipment are \$13,448,967 with no deductible.

The District liability policy has a limit of \$15,000,000 for each occurrence and \$17,000,000 aggregate. The District's errors and omissions policy has a \$15,000,000 limit with no deductible.

Settled claims resulting from these risks have not exceeded the commercial insurance coverage in any of the past three fiscal years. There has been no significant reduction in amounts of insurance coverage from fiscal year 2016.

B. Health, Vision and Life Insurance

The District has joined together with other school districts in the state to form the Trumbull County School's Employee Benefit Insurance Consortium (Consortium), a public entity risk pool currently operating as a common risk management and insurance program for 16 member school districts in Trumbull County. The District pays a monthly premium to the Consortium for its insurance coverage. It is intended that the Consortium will be self-supporting through member premiums. The monthly premium includes a specific and aggregate stop loss premium paid to General American Insurance. The specific individual stop loss is \$100,000 per year. The aggregate stop loss is 105% of yearly anticipated claims.

**BLOOMFIELD-MESPO LOCAL SCHOOL DISTRICT
TRUMBULL COUNTY, OHIO**

**NOTES TO THE BASIC FINANCIAL STATEMENTS
FOR THE FISCAL YEAR ENDED JUNE 30, 2017**

NOTE 10 - RISK MANAGEMENT - (Continued)

The District provides health, vision and life insurance coverage for employees. The health insurance coverage is administered by Medical Mutual of Ohio, a third party administrator. Vision Service Plan administers the vision coverage. ING Reliastar Life Insurance Company provides the life insurance coverage. The District pays the insurance premiums, as a fringe benefit for the employees. Employees hired prior to July 1, 2008 pay 5% and employees hired after July 1, 2008 pay 10% of their health insurance premium.

Postemployment health care is provided to plan participants or their beneficiaries through the respective retirement systems discussed in Note 12.

C. Workers' Compensation

For fiscal year 2017, the District participated in the Sheakley Workers' Compensation Group Rating Program (GRP), an insurance purchasing pool. The intent of the GRP is to achieve the benefit of a reduced premium for the District by virtue of its grouping and representation with other participants in the GRP. The workers' compensation experience of the participating school districts is tiered into groups based upon past workers' compensation experience. Within each tiered group, a common premium rate is applied to all school districts within that group. Each participant pays its workers' compensation premium to the state based on the rate for the GRP rather than its individual rate. Total savings are then calculated and each participant's individual performance is compared to the overall savings percentage of their tiered group. Participation in the GRP is limited to school districts that can meet the GRP's selection criteria. The firm of Sheakley provides administrative, cost control and actuarial services to the GRP.

NOTE 11 - DEFINED BENEFIT PENSION PLANS

Net Pension Liability

The net pension liability reported on the statement of net position represents a liability to employees for pensions. Pensions are a component of exchange transactions—between an employer and its employees—of salaries and benefits for employee services. Pensions are provided to an employee—on a deferred-payment basis—as part of the total compensation package offered by an employer for employee services each financial period. The obligation to sacrifice resources for pensions is a present obligation because it was created as a result of employment exchanges that already have occurred.

The net pension liability represents the District's proportionate share of each pension plan's collective actuarial present value of projected benefit payments attributable to past periods of service, net of each pension plan's fiduciary net position. The net pension liability calculation is dependent on critical long-term variables, including estimated average life expectancies, earnings on investments, cost of living adjustments and others. While these estimates use the best information available, unknowable future events require adjusting this estimate annually.

The Ohio Revised Code limits the District's obligation for this liability to annually required payments. The District cannot control benefit terms or the manner in which pensions are financed; however, the District does receive the benefit of employees' services in exchange for compensation including pension.

GASB 68 assumes the liability is solely the obligation of the employer, because (1) they benefit from employee services; and (2) State statute requires all funding to come from these employers. All contributions to date have come solely from these employers (which also includes costs paid in the form of withholdings from employees).

**BLOOMFIELD-MESPO LOCAL SCHOOL DISTRICT
TRUMBULL COUNTY, OHIO**

NOTES TO THE BASIC FINANCIAL STATEMENTS
FOR THE FISCAL YEAR ENDED JUNE 30, 2017

NOTE 11 - DEFINED BENEFIT PENSION PLANS - (Continued)

State statute requires the pension plans to amortize unfunded liabilities within 30 years. If the amortization period exceeds 30 years, each pension plan’s board must propose corrective action to the State legislature. Any resulting legislative change to benefits or funding could significantly affect the net pension liability. Resulting adjustments to the net pension liability would be effective when the changes are legally enforceable.

The proportionate share of each plan’s unfunded benefits is presented as a long-term *net pension liability* on the accrual basis of accounting. Any liability for the contractually-required pension contribution outstanding at the end of the year is included in *pension and postemployment benefits payable* on both the accrual and modified accrual bases of accounting.

Plan Description - School Employees Retirement System (SERS)

Plan Description – District non-teaching employees participate in SERS, a cost-sharing multiple-employer defined benefit pension plan administered by SERS. SERS provides retirement, disability and survivor benefits, annual cost-of-living adjustments, and death benefits to plan members and beneficiaries. Authority to establish and amend benefits is provided by Ohio Revised Code Chapter 3309. SERS issues a publicly available, stand-alone financial report that includes financial statements, required supplementary information and detailed information about SERS’ fiduciary net position. That report can be obtained by visiting the SERS website at www.ohsers.org under Employers/Audit Resources.

Age and service requirements for retirement are as follows:

	Eligible to Retire on or before August 1, 2017 *	Eligible to Retire after August 1, 2017
Full Benefits	Any age with 30 years of service credit	Age 67 with 10 years of service credit; or Age 57 with 30 years of service credit
Actuarially Reduced Benefits	Age 60 with 5 years of service credit Age 55 with 25 years of service credit	Age 62 with 10 years of service credit; or Age 60 with 25 years of service credit

* Members with 25 years of service credit as of August 1, 2017, will be included in this plan.

Annual retirement benefits are calculated based on final average salary multiplied by a percentage that varies based on year of service; 2.2 percent for the first thirty years of service and 2.5 percent for years of service credit over 30. Final average salary is the average of the highest three years of salary.

One year after an effective benefit date, a benefit recipient is entitled to a three percent cost-of-living adjustment (COLA). This same COLA is added each year to the base benefit amount on the anniversary date of the benefit.

**BLOOMFIELD-MESPO LOCAL SCHOOL DISTRICT
TRUMBULL COUNTY, OHIO**

NOTES TO THE BASIC FINANCIAL STATEMENTS
FOR THE FISCAL YEAR ENDED JUNE 30, 2017

NOTE 11 - DEFINED BENEFIT PENSION PLANS - (Continued)

Funding Policy – Plan members are required to contribute 10 percent of their annual covered salary and the District is required to contribute 14 percent of annual covered payroll. The contribution requirements of plan members and employers are established and may be amended by the SERS' Retirement Board up to statutory maximum amounts of 10 percent for plan members and 14 percent for employers. The Retirement Board, acting with the advice of the actuary, allocates the employer contribution rate among four of the System's funds (Pension Trust Fund, Death Benefit Fund, Medicare B Fund, and Health Care Fund). For the fiscal year ended June 30, 2017, the entire 14 percent was allocated to pension, death benefits, and Medicare B and no portion of the employer contribution rate was allocated to the Health Care Fund.

The District's contractually required contribution to SERS was \$70,592 for fiscal year 2017. Of this amount, \$3,091 is reported as pension and postemployment payable.

Plan Description - State Teachers Retirement System (STRS)

Plan Description – District licensed teachers and other faculty members participate in STRS Ohio, a cost-sharing multiple-employer public employee retirement system administered by STRS. STRS provides retirement and disability benefits to members and death and survivor benefits to beneficiaries. STRS issues a stand-alone financial report that includes financial statements, required supplementary information and detailed information about STRS' fiduciary net position. That report can be obtained by writing to STRS, 275 E. Broad St., Columbus, OH 43215-3771, by calling (888) 227-7877, or by visiting the STRS Web site at www.strsoh.org.

New members have a choice of three retirement plans; a Defined Benefit (DB) Plan, a Defined Contribution (DC) Plan and a Combined Plan. Benefits are established by Ohio Revised Code Chapter 3307. The DB plan offers an annual retirement allowance based on final average salary multiplied by a percentage that varies based on years of service. Effective August 1, 2015, the calculation will be 2.2 percent of final average salary for the five highest years of earnings multiplied by all years of service. With certain exceptions, the basic benefit is increased each year by two percent of the original base benefit. For members retiring August 1, 2013, or later, the first two percent is paid on the fifth anniversary of the retirement benefit. Members are eligible to retire at age 60 with five years of qualifying service credit, or age 55 with 25 years of service, or 30 years of service regardless of age. Age and service requirements for retirement will increase effective August 1, 2015, and will continue to increase periodically until they reach age 60 with 35 years of service or age 65 with five years of service on August 1, 2026.

The DC Plan allows members to place all their member contributions and 9.5 percent of the 14 percent employer contributions into an investment account. Investment allocation decisions are determined by the member. The remaining 4.5 percent of the 14 percent employer rate is allocated to the defined benefit unfunded liability. A member is eligible to receive a retirement benefit at age 50 and termination of employment. The member may elect to receive a lifetime monthly annuity or a lump sum withdrawal.

The Combined Plan offers features of both the DB Plan and the DC Plan. In the Combined Plan, member contributions are allocated among investment choices by the member, and employer contributions are used to fund the defined benefit payment at a reduced level from the regular DB Plan. The defined benefit portion of the Combined Plan payment is payable to a member on or after age 60 with five years of services. The defined contribution portion of the account may be taken as a lump sum payment or converted to a lifetime monthly annuity at age 50.

**BLOOMFIELD-MESPO LOCAL SCHOOL DISTRICT
TRUMBULL COUNTY, OHIO**

NOTES TO THE BASIC FINANCIAL STATEMENTS
FOR THE FISCAL YEAR ENDED JUNE 30, 2017

NOTE 11 - DEFINED BENEFIT PENSION PLANS - (Continued)

New members who choose the DC plan or Combined Plan will have another opportunity to reselect a permanent plan during their fifth year of membership. Members may remain in the same plan or transfer to another STRS plan. The optional annuitization of a member's defined contribution account or the defined contribution portion of a member's Combined Plan account to a lifetime benefit results in STRS bearing the risk of investment gain or loss on the account. STRS has therefore included all three plan options as one defined benefit plan for GASB 68 reporting purposes.

A DB or Combined Plan member with five or more years of credited service who is determined to be disabled may qualify for a disability benefit. Eligible survivors of members who die before service retirement may qualify for monthly benefits. New members on or after July 1, 2013, must have at least ten years of qualifying service credit that apply for disability benefits. Members in the DC Plan who become disabled are entitled only to their account balance. If a member of the DC Plan dies before retirement benefits begin, the member's designated beneficiary is entitled to receive the member's account balance.

Funding Policy – Employer and member contribution rates are established by the State Teachers Retirement Board and limited by Chapter 3307 of the Ohio Revised Code. For the fiscal year ended June 30, 2017, plan members were required to contribute 14 percent of their annual covered salary. The District was required to contribute 14 percent; the entire 14 percent was the portion used to fund pension obligations. The fiscal year 2017 contribution rates were equal to the statutory maximum rates.

The District's contractually required contribution to STRS was \$198,490 for fiscal year 2017. Of this amount, \$34,708 is reported as pension and postemployment payable.

Pension Liabilities, Pension Expense, and Deferred Outflows of Resources and Deferred Inflows of Resources Related to Pensions

The net pension liability was measured as of June 30, 2016, and the total pension liability used to calculate the net pension liability was determined by an actuarial valuation as of that date. The District's proportion of the net pension liability was based on the District's share of contributions to the pension plan relative to the contributions of all participating entities. Following is information related to the proportionate share and pension expense:

	<u>SERS</u>	<u>STRS</u>	<u>Total</u>
Proportion of the net pension liability prior measurement date	0.01744450%	0.01201908%	
Proportion of the net pension liability current measurement date	<u>0.01672260%</u>	<u>0.01222646%</u>	
Change in proportionate share	<u>-0.00072190%</u>	<u>0.00020738%</u>	
Proportionate share of the net pension liability	\$ 1,223,940	\$ 4,092,565	\$ 5,316,505
Pension expense	\$ 122,717	\$ 271,150	\$ 393,867

**BLOOMFIELD-MESPO LOCAL SCHOOL DISTRICT
TRUMBULL COUNTY, OHIO**

NOTES TO THE BASIC FINANCIAL STATEMENTS
FOR THE FISCAL YEAR ENDED JUNE 30, 2017

NOTE 11 - DEFINED BENEFIT PENSION PLANS - (Continued)

At June 30, 2017, the District reported deferred outflows of resources and deferred inflows of resources related to pensions from the following sources:

	<u>SERS</u>	<u>STRS</u>	<u>Total</u>
Deferred outflows of resources			
Differences between expected and actual experience	\$ 16,508	\$ 165,359	\$ 181,867
Net difference between projected and actual earnings on pension plan investments	100,957	339,794	440,751
Changes of assumptions	81,705	-	81,705
Difference between District contributions and proportionate share of contributions/ change in proportionate share	9,905	51,418	61,323
District contributions subsequent to the measurement date	<u>70,592</u>	<u>198,490</u>	<u>269,082</u>
Total deferred outflows of resources	<u>\$ 279,667</u>	<u>\$ 755,061</u>	<u>\$ 1,034,728</u>
Deferred inflows of resources			
Difference between District contributions and proportionate share of contributions/ change in proportionate share	<u>\$ 30,430</u>	<u>\$ 79,268</u>	<u>\$ 109,698</u>
Total deferred inflows of resources	<u>\$ 30,430</u>	<u>\$ 79,268</u>	<u>\$ 109,698</u>

\$269,082 reported as deferred outflows of resources related to pension resulting from District contributions subsequent to the measurement date will be recognized as a reduction of the net pension liability in the year ending June 30, 2018. Other amounts reported as deferred outflows of resources and deferred inflows of resources related to pension will be recognized in pension expense as follows:

	<u>SERS</u>	<u>STRS</u>	<u>Total</u>
Fiscal Year Ending June 30:			
2018	\$ 43,302	\$ 66,411	\$ 109,713
2019	43,229	66,411	109,640
2020	63,092	196,800	259,892
2021	<u>29,022</u>	<u>147,681</u>	<u>176,703</u>
Total	<u>\$ 178,645</u>	<u>\$ 477,303</u>	<u>\$ 655,948</u>

**BLOOMFIELD-MESPO LOCAL SCHOOL DISTRICT
TRUMBULL COUNTY, OHIO**

NOTES TO THE BASIC FINANCIAL STATEMENTS
FOR THE FISCAL YEAR ENDED JUNE 30, 2017

NOTE 11 - DEFINED BENEFIT PENSION PLANS - (Continued)

Actuarial Assumptions - SERS

SERS' total pension liability was determined by their actuaries in accordance with GASB Statement No. 67, as part of their annual actuarial valuation for each defined benefit retirement plan. Actuarial valuations of an ongoing plan involve estimates of the value of reported amounts (e.g., salaries, credited service) and assumptions about the probability of occurrence of events far into the future (e.g., mortality, disabilities, retirements, employment termination). Actuarially determined amounts are subject to continual review and potential modifications, as actual results are compared with past expectations and new estimates are made about the future.

Projections of benefits for financial reporting purposes are based on the substantive plan (the plan as understood by the employers and plan members) and include the types of benefits provided at the time of each valuation and the historical pattern of sharing benefit costs between the employers and plan members to that point. The projection of benefits for financial reporting purposes does not explicitly incorporate the potential effects of legal or contractual funding limitations.

Actuarial calculations reflect a long-term perspective. For a newly hired employee, actuarial calculations will take into account the employee's entire career with the employer and also take into consideration the benefits, if any, paid to the employee after termination of employment until the death of the employee and any applicable contingent annuitant. In many cases actuarial calculations reflect several decades of service with the employer and the payment of benefits after termination.

Key methods and assumptions used in calculating the total pension liability in the latest actuarial valuation, prepared as of June 30, 2016, are presented below:

Wage Inflation	3.00 percent
Future Salary Increases, including inflation	3.50 percent to 18.20 percent
COLA or Ad Hoc COLA	3 percent
Investment Rate of Return	7.50 percent net of investments expense, including inflation
Actuarial Cost Method	Entry Age Normal (level percent of payroll)

For post-retirement mortality, the table used in evaluating allowances to be paid is the RP-2014 Blue Collar Mortality Table with fully generational projection and Scale BB, with 120% of male rates and 110% of female rates used. The RP-2000 Disabled Mortality Table with 90% for male rates and 100% for female rates set back five years is used for the period after disability retirement. Special mortality tables are used for the period after disability retirement.

The actuarial assumptions used in the June 30, 2016 valuation were based on the results of an experience study that was completed June 30, 2015. As a result of the actuarial experience study, the following changes of assumptions affected the total pension liability since the prior measurement date: (a) the assumed rate of inflation was reduced from 3.25% to 3.00%, (b) payroll growth assumption was reduced from 4.00% to 3.50%, (c) assumed real wage growth was reduced from 0.75% to 0.50%, (d) Rates of withdrawal, retirement and disability were updated to reflect recent experience, (e) mortality among active members was updated to RP-2014 Blue Collar Mortality Table with fully generational projection and a five year age set-back for both males and females, (f) mortality among service retired members, and beneficiaries was updated to the following RP-2014 Blue Collar Mortality Table with fully generational projection with Scale BB, 120% of male rates, and 110% of female rates and (g) mortality among disabled members was updated to RP-2000 Disabled Mortality Table, 90% for male rates and 100% for female rates, set back five years is used for the period after disability retirement.

**BLOOMFIELD-MESPO LOCAL SCHOOL DISTRICT
TRUMBULL COUNTY, OHIO**

NOTES TO THE BASIC FINANCIAL STATEMENTS
FOR THE FISCAL YEAR ENDED JUNE 30, 2017

NOTE 11 - DEFINED BENEFIT PENSION PLANS - (Continued)

The long-term return expectation for the Pension Plan Investments has been determined using a building-block approach and assumes a time horizon, as defined in SERS' *Statement of Investment Policy*. A forecasted rate of inflation serves as the baseline for the return expectation. Various real return premiums over the baseline inflation rate have been established for each asset class. The long-term expected nominal rate of return has been determined by calculating a weighted averaged of the expected real return premiums for each asset class, adding the projected inflation rate, and adding the expected return from rebalancing uncorrelated asset classes.

The target allocation and best estimates of arithmetic real rates of return for each major assets class are summarized in the following table:

<u>Asset Class</u>	<u>Target Allocation</u>	<u>Long-Term Expected Real Rate of Return</u>
Cash	1.00 %	0.50 %
US Equity	22.50	4.75
International Equity	22.50	7.00
Fixed Income	19.00	1.50
Private Equity	10.00	8.00
Real Assets	15.00	5.00
Multi-Asset Strategies	<u>10.00</u>	3.00
 Total	 <u><u>100.00 %</u></u>	

Discount Rate - The total pension liability was calculated using the discount rate of 7.50 percent. The projection of cash flows used to determine the discount rate assumed the contributions from employers and from the members would be computed based on contribution requirements as stipulated by State statute. Projected inflows from investment earning were calculated using the long-term assumed investment rate of return (7.50 percent). Based on those assumptions, the plan's fiduciary net position was projected to be available to make all future benefit payments of current plan members. Therefore, the long-term expected rate of return on pension plan investments was applied to all periods of projected benefits to determine the total pension liability.

Sensitivity of the District's Proportionate Share of the Net Pension Liability to Changes in the Discount Rate - Net pension liability is sensitive to changes in the discount rate, and to illustrate the potential impact the following table presents the net pension liability calculated using the discount rate of 7.50 percent, as well as what each plan's net pension liability would be if it were calculated using a discount rate that is one percentage point lower (6.50 percent), or one percentage point higher (8.50 percent) than the current rate.

	<u>1% Decrease (6.50%)</u>	<u>Current Discount Rate (7.50%)</u>	<u>1% Increase (8.50%)</u>
District's proportionate share of the net pension liability	\$ 1,620,420	\$ 1,223,940	\$ 892,070

**BLOOMFIELD-MESPO LOCAL SCHOOL DISTRICT
TRUMBULL COUNTY, OHIO**

NOTES TO THE BASIC FINANCIAL STATEMENTS
FOR THE FISCAL YEAR ENDED JUNE 30, 2017

NOTE 11 - DEFINED BENEFIT PENSION PLANS - (Continued)

Actuarial Assumptions - STRS

The total pension liability in the June 30, 2016, actuarial valuation was determined using the following actuarial assumptions, applied to all periods included in the measurement:

Inflation	2.75 percent
Projected salary increases	12.25 percent at age 20 to 2.75 percent at age 70
Investment Rate of Return	7.75 percent, net of investment expenses
Cost-of-Living Adjustments (COLA)	2 percent simple applied as follows: for members retiring before August 1, 2013, 2 percent per year; for members retiring August 1, 2013, or later, 2 percent COLA paid on fifth anniversary of retirement date.

Mortality rates were based on the RP-2000 Combined Mortality Table (Projection 2022—Scale AA) for Males and Females. Males' ages are set-back two years through age 89 and no set-back for age 90 and above. Females younger than age 80 are set back four years, one year set back from age 80 through 89 and not set back from age 90 and above.

Actuarial assumptions used in the June 30, 2016, valuation are based on the results of an actuarial experience study, effective July 1, 2012.

The 10 year expected real rate of return on pension plan investments was determined by STRS' investment consultant by developing best estimates of expected future real rates of return for each major asset class. The target allocation and best estimates of geometric real rates of return for each major asset class are summarized as follows:

<u>Asset Class</u>	<u>Target Allocation</u>	<u>Long Term Expected Real Rate of Return *</u>
Domestic Equity	31.00 %	8.00 %
International Equity	26.00	7.85
Alternatives	14.00	8.00
Fixed Income	18.00	3.75
Real Estate	10.00	6.75
Liquidity Reserves	1.00	3.00
 Total	 <u>100.00 %</u>	 <u>7.61 %</u>

* 10-Year annualized geometric nominal returns, which include the real rate of return and inflation of 2.50% and does not include investment expenses. The total fund long-term expected return reflects diversification among the asset classes and therefore is not a weighted average return of the individual asset classes.

**BLOOMFIELD-MESPO LOCAL SCHOOL DISTRICT
TRUMBULL COUNTY, OHIO**

NOTES TO THE BASIC FINANCIAL STATEMENTS
FOR THE FISCAL YEAR ENDED JUNE 30, 2017

NOTE 11 - DEFINED BENEFIT PENSION PLANS - (Continued)

Discount Rate - The discount rate used to measure the total pension liability was 7.75 percent as of June 30, 2016. The projection of cash flows used to determine the discount rate assumes member and employer contributions will be made at the statutory contribution rates in accordance with rate increases described above. For this purpose, only employer contributions that are intended to fund benefits of current plan members and their beneficiaries are included. Projected employer contributions that are intended to fund the service costs of future plan members and their beneficiaries, as well as projected contributions from future plan members, are not included. Based on those assumptions, STRS' fiduciary net position was projected to be available to make all projected future benefit payments to current plan members as of June 30, 2016. Therefore, the long-term expected rate of return on pension plan investments of 7.75 percent was applied to all periods of projected benefit payment to determine the total pension liability as of June 30, 2016.

Sensitivity of the District's Proportionate Share of the Net Pension Liability to Changes in the Discount Rate - The following table presents the District's proportionate share of the net pension liability calculated using the current period discount rate assumption of 7.75 percent, as well as what the District's proportionate share of the net pension liability would be if it were calculated using a discount rate that is one-percentage-point lower (6.75 percent) or one-percentage-point higher (8.75 percent) than the current rate:

	1% Decrease (6.75%)	Current Discount Rate (7.75%)	1% Increase (8.75%)
District's proportionate share of the net pension liability	\$ 5,438,686	\$ 4,092,565	\$ 2,957,032

Changes Between Measurement Date and Report Date - In March 2017, the STRS Board adopted certain assumption changes which will impact their annual actuarial valuation prepared as of June 30, 2017. The most significant change is a reduction in the discount rate from 7.75 percent to 7.45 percent. In April 2017, the STRS Board voted to suspend cost of living adjustments granted on or after July 1, 2017. Although the exact amount of these changes is not known, the overall decrease to District's NPL is expected to be significant.

NOTE 12 - POSTEMPLOYMENT BENEFITS

A. School Employees Retirement System

Health Care Plan Description - The District contributes to the SERS Health Care Fund, administered by SERS for non-certificated retirees and their beneficiaries. For GASB 45 purposes, this plan is considered a cost-sharing, multiple-employer, defined benefit other postemployment benefit (OPEB) plan. The Health Care Plan includes hospitalization and physicians' fees through several types of plans including HMO's, PPO's, Medicare Advantage, and traditional indemnity plans as well as a prescription drug program. The financial report of the Plan is included in the SERS Comprehensive Annual Financial Report which can be obtained on SERS' website at www.ohsers.org under Employers/Audit Resources.

**BLOOMFIELD-MESPO LOCAL SCHOOL DISTRICT
TRUMBULL COUNTY, OHIO**

**NOTES TO THE BASIC FINANCIAL STATEMENTS
FOR THE FISCAL YEAR ENDED JUNE 30, 2017**

NOTE 12 - POSTEMPLOYMENT BENEFITS - (Continued)

Access to health care for retirees and beneficiaries is permitted in accordance with Section 3309 of the Ohio Revised Code. The Health Care Fund was established and is administered in accordance with Internal Revenue Code Section 105(e). SERS' Retirement Board reserves the right to change or discontinue any health plan or program. Health care is financed through a combination of employer contributions and retiree premiums, copays and deductibles on covered health care expenses, investment returns, and any funds received as a result of SERS' participation in Medicare programs. Active employee members do not contribute to the Health Care Plan. Retirees and their beneficiaries are required to pay a health care premium that varies depending on the plan selected, number of qualified years of service, Medicare eligibility and retirement status.

Funding Policy - State statute permits SERS to fund the health care benefits through employer contributions. Each year, after the allocation for statutorily required basic benefits, the Retirement Board allocates the remainder of the employer contribution of 14 percent of covered payroll to the Health Care Fund. For fiscal year 2017, none of the employer contribution was allocated to health care. In addition, employers pay a surcharge for employees earning less than an actuarially determined minimum compensation amount, pro-rated according to service credit earned. For fiscal year 2017, this amount was \$23,500. Statutes provide that no employer shall pay a health care surcharge greater than 2 percent of that employer's SERS-covered payroll; nor may SERS collect in aggregate more than 1.5 percent of the total statewide SERS-covered payroll for the health care surcharge. For fiscal year 2017, the District's surcharge obligation was \$8,499.

The District's contributions for health care for the fiscal years ended June 30, 2017, 2016, and 2015 were \$8,499, \$8,373, and \$13,045, respectively. The fiscal year 2017 amount has been reported as pension and postemployment benefits payable. The full amount has been contributed for fiscal years 2016 and 2015.

B. State Teachers Retirement System

Plan Description - The District participates in the cost-sharing multiple-employer defined benefit Health Plan administered by the State Teachers Retirement System of Ohio (STRS) for eligible retirees who participated in the defined benefit or combined pension plans offered by STRS. Ohio law authorizes STRS to offer this plan. Benefits include hospitalization, physicians' fees, prescription drugs and reimbursement of monthly Medicare Part B premiums. The Plan is included in the report of STRS which can be obtained by visiting www.strsoh.org or by calling (888) 227-7877.

Funding Policy - Ohio law authorizes STRS Ohio to offer the Plan and gives the Retirement Board authority over how much, if any, of the health care costs will be absorbed by STRS Ohio. Active employee members do not contribute to the Plan. All benefit recipients pay a monthly premium. Under Ohio law, funding for post-employment health care may be deducted from employer contributions. For 2017, STRS Ohio did not allocate any employer contributions to the Health Care Stabilization Fund. The District's did not make any contributions for health care for the fiscal years ended June 30, 2017, 2016 and 2015.

**BLOOMFIELD-MESPO LOCAL SCHOOL DISTRICT
TRUMBULL COUNTY, OHIO**

NOTES TO THE BASIC FINANCIAL STATEMENTS
FOR THE FISCAL YEAR ENDED JUNE 30, 2017

NOTE 13 - BUDGETARY BASIS OF ACCOUNTING

While reporting financial position, results of operations, and changes in fund balance on the basis of accounting principles generally accepted in the United States of America (GAAP), the budgetary basis as provided by law is based upon accounting for certain transactions on a basis of cash receipts and disbursements.

The statement of revenue, expenditures and changes in fund balance - budget and actual (non-GAAP budgetary basis) presented for the general fund and Title I fund are presented on the budgetary basis to provide a meaningful comparison of actual results with the budget. The major differences between the budget basis and the GAAP basis are that:

- (a) Revenues and other financing sources are recorded when received in cash (budget basis) as opposed to when susceptible to accrual (GAAP basis);
- (b) Expenditures and other financing uses are recorded when paid in cash (budget basis) as opposed to when the liability is incurred (GAAP basis);
- (c) In order to determine compliance with Ohio law, and to reserve that portion of the applicable appropriation, total outstanding encumbrances (budget basis) are recorded as the equivalent of an expenditure, as opposed to assigned or committed fund balance for that portion of outstanding encumbrances not already recognized as an account payable (GAAP basis);
- (d) Some funds are included in the general fund (GAAP basis), but have separate legally adopted budgets (budget basis).

The adjustments necessary to convert the results of operations for the year on the budget basis to the GAAP basis for the general fund and Title I fund are as follows:

Net Change in Fund Balance

	<u>General fund</u>	<u>Title I Fund</u>
Budget basis	\$ 482,143	\$ -
Net adjustment for revenue accruals	20,508	(15,902)
Net adjustment for expenditure accruals	22,146	(3,167)
Net adjustment for other sources/uses	(105,055)	17,639
Funds budgeted elsewhere	(332)	-
GAAP basis	<u>\$ 419,410</u>	<u>\$ (1,430)</u>

Certain funds that are legally budgeted in separate special revenue funds are considered part of the general fund on a GAAP basis. This includes the District agency fund, emergency levy fund, and the public school support fund.

**BLOOMFIELD-MESPO LOCAL SCHOOL DISTRICT
TRUMBULL COUNTY, OHIO**

**NOTES TO THE BASIC FINANCIAL STATEMENTS
FOR THE FISCAL YEAR ENDED JUNE 30, 2017**

NOTE 14 - CONTINGENCIES

A. Grants

The District receives significant financial assistance from numerous federal, State and local agencies in the form of grants. The disbursement of funds received under these programs generally requires compliance with terms and conditions specified in the grant agreements and are subject to audit by the grantor agencies. Any disallowed claims resulting from such audits could become a liability of the District. However, in the opinion of management, any such disallowed claims will not have a material effect on the financial position of the District.

B. Litigation

The District is involved in no material litigation as either plaintiff or defendant.

C. Foundation Funding

School District foundation funding is based on the annualized full-time equivalent (FTE) enrollment of each student. The Ohio Department of Education (ODE) is legislatively required to adjust/reconcile funding as enrollment information is updated by schools throughout the State, which can extend past the fiscal year end. As of the date of this report, additional ODE adjustments for fiscal year 2017 are not finalized. As a result, the impact of future FTE adjustments on the fiscal year 2017 financial statements is not determinable, at this time. Management believes this may result in either an additional receivable to, or a liability of, the School District.

NOTE 15 - SET-ASIDES

The District is required by State law to annually set-aside certain general fund revenue amounts, as defined by statutory formula, for the acquisition and construction of capital improvements. Amounts not spent by the end of the fiscal year or offset by similarly restricted resources received during the year must be held in cash at fiscal year-end. This amount must be carried forward to be used for the same purpose in future years. Expenditures exceeding the set-aside requirement may not be carried forward to the next fiscal year.

The following cash-basis information describes the change in the fiscal year-end set-aside amount for capital improvements. Disclosure of this information is required by State statute.

**BLOOMFIELD-MESPO LOCAL SCHOOL DISTRICT
TRUMBULL COUNTY, OHIO**

NOTES TO THE BASIC FINANCIAL STATEMENTS
FOR THE FISCAL YEAR ENDED JUNE 30, 2017

NOTE 15 - SET-ASIDES - (Continued)

	<u>Capital Improvements</u>
Set-aside balance June 30, 2016	\$ -
Current year set-aside requirement	43,967
Current year qualifying expenditures	<u>(81,395)</u>
Total	<u>\$ (37,428)</u>
Balance carried forward to fiscal year 2018	<u>\$ -</u>
Set-aside balance June 30, 2017	<u>\$ -</u>

Although the District had qualifying disbursements and offsets during the fiscal year that reduced the set-aside amount to below zero for the capital improvements set-aside, this amount may not be used to reduce the set-aside requirement for future fiscal years. The negative balance is therefore not presented as being carried forward to future fiscal years.

REQUIRED SUPPLEMENTARY INFORMATION

**BLOOMFIELD-MESPO LOCAL SCHOOL DISTRICT
TRUMBULL COUNTY, OHIO**

SCHEDULES OF REQUIRED SUPPLEMENTARY INFORMATION

SCHEDULE OF THE DISTRICT'S PROPORTIONATE SHARE OF
THE NET PENSION LIABILITY
SCHOOL EMPLOYEES RETIREMENT SYSTEM (SERS) OF OHIO

LAST FOUR FISCAL YEARS

	<u>2017</u>	<u>2016</u>	<u>2015</u>	<u>2014</u>
District's proportion of the net pension liability	0.01672260%	0.01744450%	0.01706500%	0.01706500%
District's proportionate share of the net pension liability	\$ 1,223,940	\$ 995,400	\$ 863,650	\$ 1,014,801
District's covered-employee payroll	\$ 521,321	\$ 525,175	\$ 495,880	\$ 514,559
District's proportionate share of the net pension liability as a percentage of its covered-employee payroll	234.78%	189.54%	174.17%	197.22%
Plan fiduciary net position as a percentage of the total pension liability	62.98%	69.16%	71.70%	65.52%

Note: Information prior to 2014 was unavailable. Schedule is intended to show information for 10 years. Additional years will be displayed as they become available.

Amounts presented for each fiscal year were determined as of the District's measurement date which is the prior year-end.

**BLOOMFIELD-MESPO LOCAL SCHOOL DISTRICT
TRUMBULL COUNTY, OHIO**

SCHEDULES OF REQUIRED SUPPLEMENTARY INFORMATION

SCHEDULE OF THE DISTRICT'S PROPORTIONATE SHARE OF
THE NET PENSION LIABILITY
STATE TEACHERS RETIREMENT SYSTEM (STRS) OF OHIO

LAST FOUR FISCAL YEARS

	<u>2017</u>	<u>2016</u>	<u>2015</u>	<u>2014</u>
District's proportion of the net pension liability	0.01222646%	0.01201908%	0.01248119%	0.01248119%
District's proportionate share of the net pension liability	\$ 4,092,565	\$ 3,321,722	\$ 3,035,857	\$ 3,616,293
District's covered-employee payroll	\$ 1,325,371	\$ 1,253,993	\$ 1,275,238	\$ 1,322,477
District's proportionate share of the net pension liability as a percentage of its covered-employee payroll	308.79%	264.89%	238.06%	273.45%
Plan fiduciary net position as a percentage of the total pension liability	66.80%	72.10%	74.70%	69.30%

Note: Information prior to 2014 was unavailable. Schedule is intended to show information for 10 years. Additional years will be displayed as they become available.

Amounts presented for each fiscal year were determined as of the District's measurement date which is the prior year-end.

**BLOOMFIELD-MESPO LOCAL SCHOOL DISTRICT
TRUMBULL COUNTY, OHIO**

SCHEDULES OF REQUIRED SUPPLEMENTARY INFORMATION

SCHEDULE OF DISTRICT CONTRIBUTIONS
SCHOOL EMPLOYEES RETIREMENT SYSTEM (SERS) OF OHIO

LAST TEN FISCAL YEARS

	<u>2017</u>	<u>2016</u>	<u>2015</u>	<u>2014</u>
Contractually required contribution	\$ 70,592	\$ 72,985	\$ 69,218	\$ 68,729
Contributions in relation to the contractually required contribution	<u>(70,592)</u>	<u>(72,985)</u>	<u>(69,218)</u>	<u>(68,729)</u>
Contribution deficiency (excess)	<u>\$ -</u>	<u>\$ -</u>	<u>\$ -</u>	<u>\$ -</u>
District's covered-employee payroll	\$ 504,229	\$ 521,321	\$ 525,175	\$ 495,880
Contributions as a percentage of covered-employee payroll	14.00%	14.00%	13.18%	13.86%

<u>2013</u>	<u>2012</u>	<u>2011</u>	<u>2010</u>	<u>2009</u>	<u>2008</u>
\$ 71,215	\$ 76,999	\$ 70,856	\$ 80,884	\$ 56,695	\$ 52,302
<u>(71,215)</u>	<u>(76,999)</u>	<u>(70,856)</u>	<u>(80,884)</u>	<u>(56,695)</u>	<u>(52,302)</u>
<u>\$ -</u>	<u>\$ -</u>	<u>\$ -</u>	<u>\$ -</u>	<u>\$ -</u>	<u>\$ -</u>
\$ 514,559	\$ 572,483	\$ 563,691	\$ 597,371	\$ 576,169	\$ 532,607
13.84%	13.45%	12.57%	13.54%	9.84%	9.82%

**BLOOMFIELD-MESPO LOCAL SCHOOL DISTRICT
TRUMBULL COUNTY, OHIO**

SCHEDULES OF REQUIRED SUPPLEMENTARY INFORMATION

SCHEDULE OF DISTRICT CONTRIBUTIONS
STATE TEACHERS RETIREMENT SYSTEM (STRS) OF OHIO

LAST TEN FISCAL YEARS

	<u>2017</u>	<u>2016</u>	<u>2015</u>	<u>2014</u>
Contractually required contribution	\$ 198,490	\$ 185,552	\$ 175,559	\$ 165,781
Contributions in relation to the contractually required contribution	<u>(198,490)</u>	<u>(185,552)</u>	<u>(175,559)</u>	<u>(165,781)</u>
Contribution deficiency (excess)	<u>\$ -</u>	<u>\$ -</u>	<u>\$ -</u>	<u>\$ -</u>
District's covered-employee payroll	\$ 1,417,786	\$ 1,325,371	\$ 1,253,993	\$ 1,275,238
Contributions as a percentage of covered-employee payroll	14.00%	14.00%	14.00%	13.00%

<u>2013</u>	<u>2012</u>	<u>2011</u>	<u>2010</u>	<u>2009</u>	<u>2008</u>
\$ 171,922	\$ 176,329	\$ 177,281	\$ 202,351	\$ 198,997	\$ 188,401
<u>(171,922)</u>	<u>(176,329)</u>	<u>(177,281)</u>	<u>(202,351)</u>	<u>(198,997)</u>	<u>(188,401)</u>
<u>\$ -</u>	<u>\$ -</u>	<u>\$ -</u>	<u>\$ -</u>	<u>\$ -</u>	<u>\$ -</u>
\$ 1,322,477	\$ 1,356,377	\$ 1,363,700	\$ 1,556,546	\$ 1,530,746	\$ 1,449,238
13.00%	13.00%	13.00%	13.00%	13.00%	13.00%

**BLOOMFIELD-MESPO LOCAL SCHOOL DISTRICT
TRUMBULL COUNTY, OHIO**

**NOTES TO REQUIRED SUPPLEMENTARY INFORMATION
FOR THE FISCAL YEAR ENDED JUNE 30, 2017**

SCHOOL EMPLOYEES RETIREMENT SYSTEM (SERS) OF OHIO

Changes in benefit terms : There were no changes in benefit terms from the amounts reported for fiscal years 2014 - 2017.

Changes in assumptions: There were no changes in methods and assumptions used in the calculation of actuarial determined contributions for fiscal years 2014-2016. For fiscal year 2017, the following changes of assumptions affected the total pension liability since the prior measurement date: (a) the assumed rate of inflation was reduced from 3.25% to 3.00%, (b) payroll growth assumption was reduced from 4.00% to 3.50%, (c) assumed real wage growth was reduced from 0.75% to 0.50%, (d) Rates of withdrawal, retirement and disability were updated to reflect recent experience, (e) mortality among active members was updated to RP-2014 Blue Collar Mortality Table with fully generational projection and a five year age set-back for both males and females, (f) mortality among service retired members, and beneficiaries was updated to the following RP-2014 Blue Collar Mortality Table with fully generational projection with Scale BB, 120% of male rates, and 110% of female rates and (g) mortality among disabled members was updated to RP-2000 Disabled Mortality Table, 90% for male rates and 100% for female rates, set back five years is used for the period after disability retirement.

STATE TEACHERS RETIREMENT SYSTEM (STRS) OF OHIO

Changes in benefit terms : There were no changes in benefit terms from the amounts reported for fiscal years 2014 - 2017.

Changes in assumptions : There were no changes in methods and assumptions used in the calculation of actuarial determined contributions for fiscal years 2014 - 2017. See the notes to the basic financial statements for the methods and assumptions in this calculation.

SUPPLEMENTARY INFORMATION

This page intentionally left blank.

**BLOOMFIELD-MESPO LOCAL SCHOOL DISTRICT
SCHEDULE OF EXPENDITURES OF FEDERAL AWARDS
FOR THE FISCAL YEAR ENDED JUNE 30, 2017**

FEDERAL GRANTOR/ SUB GRANTOR/ PROGRAM TITLE	CFDA NUMBER	(A) PASS-THROUGH GRANT NUMBER	(B) CASH FEDERAL DISBURSEMENTS
U.S. DEPARTMENT OF AGRICULTURE PASSED THROUGH THE OHIO DEPARTMENT OF EDUCATION			
<i>Child Nutrition Cluster:</i>			
(C)(D) School Breakfast Program	10.553	2017	\$ 18,057
(C)(D) National School Lunch Program	10.555	2017	47,320
(D)(E) National School Lunch Program - Food Donation	10.555	2017	8,980
Total National School Lunch Program			56,300
Total U.S. Department of Agriculture and Child Nutrition Cluster			74,357
U.S. DEPARTMENT OF EDUCATION PASSED THROUGH THE OHIO DEPARTMENT OF EDUCATION			
Title I Grants to Local Educational Agencies	84.010	2016	88,273
Title I Grants to Local Educational Agencies	84.010	2017	594,628
Total Title I Grants to Local Educational Agencies			682,901
<i>Special Education Cluster:</i>			
(F) Special Education Grants to States	84.027	2016	4,268
(F) Special Education Grants to States	84.027	2017	62,779
Total Special Education Grants to States and Special Education Cluster			67,047
Improving Teacher Quality State Grants	84.367	2016	5,717
Improving Teacher Quality State Grants	84.367	2017	94,412
Total Improving Teacher Quality State Grants			100,129
Total U.S. Department of Education			850,077
Total Federal Financial Assistance			\$ 924,434

NOTES TO THE SCHEDULE OF EXPENDITURES OF FEDERAL AWARDS:

- (A) OAKS did not assign pass-through numbers for fiscal year 2017.
- (B) This schedule includes the federal award activity of the Bloomfield-Mespo Local School District under programs of the federal government for the fiscal year ended June 30, 2017 and is prepared in accordance with the cash basis of accounting. The information on this schedule is prepared in accordance with the requirements of Title 2 U.S. Code of Federal Regulations Part 200, *Uniform Administrative Requirements, Cost Principles, and Audit Requirements for Federal Awards* (Uniform Guidance). Because the schedule presents only a selected portion of the operations of the Bloomfield-Mespo Local School District, it is not intended to and does not present the financial position, changes in net position, or cash flows of the Bloomfield-Mespo Local School District.
- (C) Commingled with state and local revenue from sales of lunches; assumed expenditures were made on a first-in, first-out basis.
- (D) Included as part of "Child Nutrition Cluster" in determining major programs.
- (E) The Food Donation Program is a non-cash, in kind, federal grant. Commodities are valued at entitlement value.
- (F) Included as part of "Special Education Cluster" in determining major programs.
- (G) CFR 200.414 allows a non-federal entity that has never received a negotiated indirect cost rate to charge a de minimis rate of 10% of modified total direct costs to indirect costs. Bloomfield-Mespo Local School District has not elected to use the 10% de minimis indirect cost rate.

This page intentionally left blank.



Julian & Grube, Inc.
Serving Ohio Local Governments

333 County Line Rd. West, Westerville, OH 43082 Phone: 614.846.1899 Fax: 614.846.2799

**Independent Auditor's Report on Internal Control Over Financial Reporting and
On Compliance and Other Matters Required by *Government Accounting Standards***

Bloomfield-Mespo Local School District
Trumbull County
2077 Park Road West
North Bloomfield, Ohio 44450

To the Board of Education:

We have audited, in accordance with auditing standards generally accepted in the United States and the Comptroller General of the United States' *Government Auditing Standards*, the financial statements of the governmental activities, each major fund, and the aggregate remaining fund information of the Bloomfield-Mespo Local School District, Trumbull County, Ohio, as of and for the fiscal year ended June 30, 2017, and the related notes to the financial statements, which collectively comprise the Bloomfield-Mespo Local School District's basic financial statements and have issued our report thereon dated December 14, 2017.

Internal Control Over Financial Reporting

As part of our financial statement audit, we considered the Bloomfield-Mespo Local School District's internal control over financial reporting (internal control) to determine the audit procedures appropriate in the circumstances to the extent necessary to support our opinions on the financial statements, but not to the extent necessary to opine on the effectiveness of the Bloomfield-Mespo Local School District's internal control. Accordingly, we have not opined on it.

A *deficiency in internal control* exists when the design or operation of a control does not allow management or employees, when performing their assigned functions, to prevent, or detect and timely correct misstatements. A *material weakness* is a deficiency, or combination of internal control deficiencies resulting in a reasonable possibility that internal control will not prevent or detect and timely correct a material misstatement of the Bloomfield-Mespo Local School District's financial statements. A *significant deficiency* is a deficiency, or a combination of deficiencies, in internal control that is less severe than a material weakness, yet important enough to merit attention by those charged with governance.

Our consideration of internal control was for the limited purpose described in the first paragraph of this section and was not designed to identify all internal control deficiencies that might be material weaknesses or significant deficiencies. Given these limitations, we did not identify any deficiencies in internal control that we consider material weaknesses. However, unidentified material weaknesses may exist.

Compliance and Other Matters

As part of reasonably assuring whether the Bloomfield-Mespo Local School District's financial statements are free of material misstatement, we tested its compliance with certain provisions of laws, regulations, contracts, and grant agreements, noncompliance with which could directly and materially affect the determination of financial statement amounts. However, opining on compliance with those provisions was not an objective of our audit and accordingly, we do not express an opinion. The results of our tests disclosed no instances of noncompliance or other matters we must report under *Government Auditing Standards*.

Board of Education
Bloomfield-Mespo Local School District

Purpose of this Report

This report only describes the scope of our internal control and compliance testing and our testing results, and does not opine on the effectiveness of the Bloomfield-Mespo Local School District's internal control or on compliance. This report is an integral part of an audit performed under *Government Auditing Standards* in considering the Bloomfield-Mespo Local School District's internal control and compliance. Accordingly, this report is not suitable for any other purpose.

A handwritten signature in cursive script that reads "Julian & Grube, Inc.".

Julian & Grube, Inc.
December 14, 2017



Julian & Grube, Inc.
Serving Ohio Local Governments

333 County Line Rd. West, Westerville, OH 43082 Phone: 614.846.1899 Fax: 614.846.2799

**Independent Auditor's Report on Compliance With Requirements Applicable to the Major Federal Program
and on Internal Control Over Compliance Required by the Uniform Guidance**

Bloomfield-Mespo Local School District
Trumbull County
2077 Park Road West
North Bloomfield, Ohio 44450

To the Board of Education:

Report on Compliance for the Major Federal Program

We have audited the Bloomfield-Mespo Local School District's compliance with the applicable requirements described in the U.S. Office of Management and Budget (OMB) *Compliance Supplement* that could directly and materially affect the Bloomfield-Mespo Local School District's major federal program for the fiscal year ended June 30, 2017. The *Summary of Auditor's Results* in the accompanying schedule of findings identifies the Bloomfield-Mespo Local School District's major federal program.

Management's Responsibility

The Bloomfield-Mespo Local School District's Management is responsible for complying with federal statutes, regulations, and the terms and conditions of its federal awards applicable to its federal programs.

Auditor's Responsibility

Our responsibility is to opine on the Bloomfield-Mespo Local School District's compliance for the Bloomfield-Mespo Local School District's major federal program based on our audit of the applicable compliance requirements referred to above. Our compliance audit followed auditing standards generally accepted in the United States of America; the standards for financial audits included in the Comptroller General of the United States' *Government Auditing Standards*; and the audit requirements of Title 2 U.S. *Code of Federal Regulations* Part 200, *Uniform Administrative Requirements, Cost Principles, and Audit Requirements for Federal Awards* (Uniform Guidance). These standards and the Uniform Guidance require us to plan and perform the audit to reasonably assure whether noncompliance with the applicable compliance requirements referred to above that could directly and materially affect a major federal program occurred. An audit includes examining, on a test basis, evidence about the Bloomfield-Mespo Local School District's compliance with those requirements and performing such other procedures as we considered necessary in the circumstances.

We believe our audit provides a reasonable basis for our compliance opinion on the Bloomfield-Mespo Local School District's major program. However, our audit does not provide a legal determination of the Bloomfield-Mespo Local School District's compliance.

Opinion on the Major Federal Program

In our opinion, the Bloomfield-Mespo Local School District complied, in all material respects with the compliance requirements referred to above that could directly and materially affect its major federal program for the fiscal year ended June 30, 2017.

Board of Education
Bloomfield-Mespo Local School District

Report on Internal Control Over Compliance

The Bloomfield-Mespo Local School District's management is responsible for establishing and maintaining effective internal control over compliance with the applicable compliance requirements referred to above. In planning and performing our compliance audit, we considered the Bloomfield-Mespo Local School District's internal control over compliance with the applicable requirements that could directly and materially affect a major federal program, to determine our auditing procedures appropriate for opining on each major federal program's compliance and to test and report on internal control over compliance in accordance with the Uniform Guidance, but not to the extent needed to opine on the effectiveness of internal control over compliance. Accordingly, we have not opined on the effectiveness of the Bloomfield-Mespo Local School District's internal control over compliance.

A deficiency in internal control over compliance exists when the design or operation of a control over compliance does not allow management or employees, when performing their assigned functions, to prevent, or to timely detect and correct, noncompliance with a federal program's applicable compliance requirement. *A material weakness in internal control over compliance* is a deficiency, or combination of deficiencies, in internal control over compliance, such that there is a reasonable possibility that material noncompliance with a federal program compliance requirement will not be prevented, or timely detected and corrected. *A significant deficiency in internal control over compliance* is a deficiency, or a combination of deficiencies, in internal control over compliance with federal program's applicable compliance requirement that is less severe than a material weakness in internal control over compliance, yet important enough to merit attention by those charged with governance.

Our consideration of internal control over compliance was for the limited purpose described in the first paragraph of this section and would not necessarily identify all deficiencies in internal control over compliance that might be material weaknesses or significant deficiencies. We did not identify any deficiencies in internal control over compliance that we consider to be material weaknesses. However, material weaknesses may exist that have not been identified.

This report only describes the scope of our internal control over compliance tests and the results of this testing based on Uniform Guidance requirements. Accordingly, this report is not suitable for any other purpose.



Julian & Grube, Inc.
December 14, 2017

**BLOOMFIELD-MESPO LOCAL SCHOOL DISTRICT
TRUMBULL COUNTY, OHIO**

**SCHEDULE OF FINDINGS
2 CFR § 200.515
JUNE 30, 2017**

1. SUMMARY OF AUDITOR'S RESULTS		
<i>(d)(1)(i)</i>	<i>Type of Financial Statement Opinion</i>	Unmodified
<i>(d)(1)(ii)</i>	<i>Were there any material control weaknesses reported at the financial statement level (GAGAS)?</i>	No
<i>(d)(1)(ii)</i>	<i>Were there any significant deficiencies in internal control reported at the financial statement level (GAGAS)?</i>	No
<i>(d)(1)(iii)</i>	<i>Was there any reported material noncompliance at the financial statement level (GAGAS)?</i>	No
<i>(d)(1)(iv)</i>	<i>Were there any material internal control weaknesses reported for major federal programs?</i>	No
<i>(d)(1)(iv)</i>	<i>Were there any significant deficiencies in internal control reported for major federal programs?</i>	No
<i>(d)(1)(v)</i>	<i>Type of Major Program's Compliance Opinion</i>	Unmodified
<i>(d)(1)(vi)</i>	<i>Are there any reportable findings under 2 CFR §200.516(a)?</i>	No
<i>(d)(1)(vii)</i>	<i>Major Program (listed):</i>	Title I Grants to Local Educational Agencies, CFDA #84.010
<i>(d)(1)(viii)</i>	<i>Dollar Threshold: Type A/B Programs</i>	Type A: >\$750,000 Type B: all others
<i>(d)(1)(ix)</i>	<i>Low Risk Auditee under 2 CFR § 200.520?</i>	No

**2. FINDINGS RELATED TO THE FINANCIAL STATEMENTS
REQUIRED TO BE REPORTED IN ACCORDANCE WITH GAGAS**

None

3. FINDINGS AND QUESTIONED COSTS FOR FEDERAL AWARDS

None

This page intentionally left blank.



Dave Yost • Auditor of State

BLOOMFIELD – MESPO LOCAL SCHOOL DISTRICT

TRUMBULL COUNTY

CLERK'S CERTIFICATION

This is a true and correct copy of the report which is required to be filed in the Office of the Auditor of State pursuant to Section 117.26, Revised Code, and which is filed in Columbus, Ohio.

Susan Babbitt

CLERK OF THE BUREAU

**CERTIFIED
FEBRUARY 20, 2018**