



Dave Yost • Auditor of State

**FAIRBORN CITY SCHOOL DISTRICT
GREENE COUNTY**

TABLE OF CONTENTS

TITLE	PAGE
Independent Auditor's Report	1
Management's Discussion and Analysis.....	5
Basic Financial Statements:	
Government-wide Financial Statements	
Statement of Net Position – June 30, 2015	17
Statement of Activities – For the Fiscal Year Ended June 30, 2015	18
Fund Financial Statements	
Balance Sheet – Governmental Funds – June 30, 2015	19
Reconciliation of Total Governmental Fund Balances to Net Position of Governmental Activities – June 30, 2015.....	20
Statement of Revenues, Expenditures, and Changes in Fund Balances – Governmental Funds – For the Fiscal Year Ended June 30, 2015	21
Reconciliation of the Statement of Revenues, Expenditures and Changes in Fund Balances of Governmental Funds to the Statement of Activities – For the Fiscal Year Ended June 30, 2015	22
Statement of Revenues, Expenditures, and Changes in Fund Balance – Budget and Actual (Non-GAAP Budgetary Basis) – General Fund For the Fiscal Year Ended June 30, 2015	23
Statement of Fiduciary Assets and Liabilities – June 30, 2015	24
Notes to the Basic Financial Statements	25
Required Supplemental Information:	
Schedules of the District's Proportionate Share of the Net Pension Liability – School Employees Retirement System (SERS) of Ohio.....	61
Schedule of the District's Proportionate Share of the Net Pension Liability – State Teachers Retirement System (STRS) of Ohio.....	62
Schedule of District Contributions - School Employees Retirement System (SERS) of Ohio	64
Schedule of District Contributions – State Teachers Retirement System (STRS) of Ohio	66
Notes to Required Supplementary Information For The Fiscal Year Ended June 30, 2015.....	68

**FAIRBORN CITY SCHOOL DISTRICT
GREENE COUNTY**

**TABLE OF CONTENTS
(Continued)**

TITLE	PAGE
Schedule of Federal Awards Receipts and Expenditures For the Fiscal Year Ended June 30, 2015	69
Notes to the Schedule of Federal Awards Receipts and Expenditures For the Fiscal Year Ended June 30, 2015	70
Independent Auditor's Report on Internal Control Over Financial Reporting and on Compliance and Other Matters Required by <i>Government Auditing Standards</i>	71
Independent Auditor's Report on Compliance with Requirements Applicable to Each Major Federal Program and on Internal Control Over Compliance Required by OMB Circular A-133	73
Schedule of Findings.....	75



Dave Yost • Auditor of State

INDEPENDENT AUDITOR'S REPORT

Fairborn City School District
Greene County
306 East Whittier Avenue
Fairborn, Ohio 45324

To the Board of Education:

Report on the Financial Statements

We have audited the accompanying financial statements of the governmental activities, the major fund, and the aggregate remaining fund information of Fairborn City School District, Greene County, Ohio (the District), as of and for the year ended June 30, 2015, and the related notes to the financial statements, which collectively comprise the District's basic financial statements as listed in the table of contents.

Management's Responsibility for the Financial Statements

Management is responsible for preparing and fairly presenting these financial statements in accordance with accounting principles generally accepted in the United States of America; this includes designing, implementing, and maintaining internal control relevant to preparing and fairly presenting financial statements that are free from material misstatement, whether due to fraud or error.

Auditor's Responsibility

Our responsibility is to opine on these financial statements based on our audit. We audited in accordance with auditing standards generally accepted in the United States of America and the financial audit standards in the Comptroller General of the United States' *Government Auditing Standards*. Those standards require us to plan and perform the audit to reasonably assure the financial statements are free from material misstatement.

An audit requires obtaining evidence about financial statement amounts and disclosures. The procedures selected depend on our judgment, including assessing the risks of material financial statement misstatement, whether due to fraud or error. In assessing those risks, we consider internal control relevant to the District's preparation and fair presentation of the financial statements in order to design audit procedures that are appropriate in the circumstances, but not to the extent needed to opine on the effectiveness of the District's internal control. Accordingly, we express no opinion. An audit also includes evaluating the appropriateness of management's accounting policies and the reasonableness of their significant accounting estimates, as well as our evaluation of the overall financial statement presentation.

We believe the audit evidence we obtained is sufficient and appropriate to support our audit opinions.

Opinion

In our opinion, the financial statements referred to above present fairly, in all material respects, the respective financial position of the governmental activities, the major fund, and the aggregate remaining fund information of Fairborn City School District, Greene County, Ohio, as of June 30, 2015, and the respective changes in financial position and the budgetary comparison for the General fund thereof for the year then ended in accordance with the accounting principles generally accepted in the United States of America.

Emphasis of Matter

As discussed in Note 3 to the financial statements, during the year ended June 30, 2015, the District adopted Governmental Accounting Standard Board (GASB) Statement No. 68, *Accounting and Financial Reporting for Pensions – an amendment of GASB Statement No. 27* and also Statement No. 71, *Pension Transition for Contributions Made Subsequent to the Measurement Date*. Additionally, as discussed in Note 3 to the financial statements, the July 1, 2014 net position was restated for a restatement of capital assets. We did not modify our opinion regarding these matters.

Other Matters

Required Supplementary Information

Accounting principles generally accepted in the United States of America require this presentation to include *Management's discussion and analysis*, and schedules of net pension liabilities and pension contributions listed in the table of contents, to supplement the basic financial statements. Although this information is not part of the basic financial statements, the Governmental Accounting Standards Board considers it essential for placing the basic financial statements in an appropriate operational, economic, or historical context. We applied certain limited procedures to the required supplementary information in accordance with auditing standards generally accepted in the United States of America, consisting of inquiries of management about the methods of preparing the information and comparing the information for consistency with management's responses to our inquiries, to the basic financial statements, and other knowledge we obtained during our audit of the basic financial statements. We do not opine or provide any assurance on the information because the limited procedures do not provide us with sufficient evidence to opine or provide any other assurance.

Supplementary and Other Information

Our audit was conducted to opine on the District's basic financial statements taken as a whole.

The Schedule of Federal Award Receipts and Expenditures presents additional analysis as required by the U.S. Office of Management and Budget Circular A-133, Audits of States, Local Governments, and Non-Profit Organizations and is also not a required part of the financial statements.

The schedule is management's responsibility, and derives from and relates directly to the underlying accounting and other records used to prepare the basic financial statements. We subjected the schedule to the auditing procedures we applied to the basic financial statements. We also applied certain additional procedures, including comparing and reconciling the schedule directly to the underlying accounting and other records used to prepare the basic financial statements or to the basic financial statements themselves in accordance with auditing standards generally accepted in the United States of America. In our opinion, this schedule is fairly stated in all material respects in relation to the basic financial statements taken as a whole.

Other Reporting Required by Government Auditing Standards

In accordance with *Government Auditing Standards*, we have also issued our report dated January 22, 2016, on our consideration of the District's internal control over financial reporting and our tests of its compliance with certain provisions of laws, regulations, contracts and grant agreements and other matters. That report describes the scope of our internal control testing over financial reporting and compliance, and the results of that testing, and does not opine on internal control over financial reporting or on compliance. That report is an integral part of an audit performed in accordance with *Government Auditing Standards* in considering the District's internal control over financial reporting and compliance.

A handwritten signature in black ink that reads "Dave Yost". The signature is written in a cursive style with a large, looping "D" and "Y".

Dave Yost
Auditor of State
Columbus, Ohio

January 22, 2016

This page intentionally left blank.

**FAIRBORN CITY SCHOOL DISTRICT
GREENE COUNTY**

**MANAGEMENT'S DISCUSSION AND ANALYSIS
FOR THE FISCAL YEAR ENDED JUNE 30, 2015
(UNAUDITED)**

The Management's Discussion and Analysis of the Fairborn City School District's (the "District") financial performance provides an overall review of the District's financial activities for the fiscal year ended June 30, 2015. The intent of this discussion and analysis is to look at the District's financial performance as a whole; readers should also review the basic financial statements and the notes to the basic financial statements to enhance their understanding of the District's financial performance.

Financial Highlights

Key financial highlights for 2015 are as follows:

- In total, net position of governmental activities increased \$3,582,779 which represents a 6.83% increase from 2014 as restated (see Note 3.A).
- General revenues accounted for \$41,342,993 in revenue or 84.03% of all revenues. Program specific revenues in the form of charges for services and sales, grants and contributions accounted for \$7,855,173 or 15.97% of total revenues of \$49,198,166.
- The District had \$45,615,387 in expenses related to governmental activities; only \$7,855,173 of these expenses was offset by program specific charges for services, grants or contributions. General revenues supporting governmental activities (primarily taxes and unrestricted grants and entitlements) of \$41,342,993 were adequate to provide for these programs.
- The District's major governmental fund is the general fund. The general fund had \$43,434,140 in revenues and \$40,652,861 in expenditures. During fiscal year 2015, the general fund's fund balance increased \$2,781,279 from \$7,954,527 to \$10,735,806.

Using the Basic Financial Statements

This annual report consists of a series of financial statements and notes to those statements. These statements are organized so the reader can understand the District as a financial whole, an entire operating entity. The statements then proceed to provide an increasingly detailed look at specific financial activities.

The *Statement of Net Position* and *Statement of Activities* provide information about the activities of the whole District, presenting both an aggregate view of the District's finances and a longer-term view of those finances. Fund financial statements provide the next level of detail. For governmental funds, these statements tell how services were financed in the short-term as well as what remains for future spending. The fund financial statements also look at the District's most significant funds with all other non-major funds presented in total in one column. In the case of the District, the general fund is by far the most significant fund, and is the only governmental fund reported as a major fund.

Reporting the District as a Whole

Statement of Net Position and the Statement of Activities

While this document contains the large number of funds used by the District to provide programs and activities, the view of the District as a whole looks at all financial transactions and asks the question, "How did we do financially during 2015?" The *Statement of Net Position* and the *Statement of Activities* answer this question. These statements include *all assets, deferred outflows of resources, liabilities, deferred inflows of resources, revenues and expenses* using the *accrual basis of accounting* similar to the accounting used by most private-sector companies. This basis of accounting will take into account all of the current year's revenues and expenses regardless of when cash is received or paid.

**FAIRBORN CITY SCHOOL DISTRICT
GREENE COUNTY**

**MANAGEMENT'S DISCUSSION AND ANALYSIS
FOR THE FISCAL YEAR ENDED JUNE 30, 2015
(UNAUDITED)
(Continued)**

These two statements report the District's *net position* and changes in that net position. This change in net position is important because it tells the reader that, for the District as a whole, the *financial position* of the District has improved or diminished. The causes of this change may be the result of many factors, some financial, some not. Non-financial factors include the District's property tax base, current property tax laws in Ohio restricting revenue growth, facility conditions, required educational programs and other factors.

In the Statement of Net Position and the Statement of Activities, the governmental activities include the District's programs and services, including instruction, support services, operation of non-instructional services and extracurricular activities.

Reporting the District's Most Significant Funds

Fund Financial Statements

The analysis of the District's major governmental funds begins on page 19. Fund financial reports provide detailed information about the District's major funds. The District uses many funds to account for a multitude of financial transactions. However, these fund financial statements focus on the District's most significant funds. The District's major governmental fund is the general fund.

Governmental Funds

Most of the District's activities are reported in governmental funds, which focus on how money flows into and out of those funds and the balances left at year-end available for spending in future periods. These funds are reported using an accounting method called *modified accrual* accounting, which measures cash and all other *financial assets* that can readily be converted to cash. The governmental fund financial statements provide a detailed *short-term* view of the District's general government operations and the basic services it provides. Governmental fund information helps you determine whether there are more or fewer financial resources that can be spent in the near future to finance educational programs. The relationship (or differences) between governmental *activities* (reported in the Statement of Net Position and the Statement of Activities) and governmental *funds* is reconciled in the basic financial statements.

Reporting the District's Fiduciary Responsibilities

The District acts in a trustee capacity as an agent for individuals. These activities are reported in agency funds. The District's fiduciary activities are reported in separate statement of fiduciary assets and liabilities. These activities are excluded from the District's other financial statements because the assets cannot be utilized by the District to finance its operations.

Notes to the Basic Financial Statements

The notes provide additional information that is essential to a full understanding of the data provided in the government-wide and fund financial statements.

Required Supplementary Information

In addition to the basic financial statements and accompanying notes, this report also presents certain required supplementary information concerning the District's net pension liability.

**FAIRBORN CITY SCHOOL DISTRICT
GREENE COUNTY**

**MANAGEMENT'S DISCUSSION AND ANALYSIS
FOR THE FISCAL YEAR ENDED JUNE 30, 2015
(UNAUDITED)
(Continued)**

The District as a Whole

The statement of net position provides the perspective of the District as a whole. The table below provides a summary of the District's net position for 2015 and 2014. The net position at June 30, 2014 has been restated as described in Note 3.A.

Net Position - Governmental Activities		
	2015	Restated 2014
Assets:		
Current and other assets	\$36,786,827	\$33,265,383
Capital assets, net	11,764,628	12,562,708
Total assets	48,551,455	45,828,091
Deferred outflows of resources:		
Pension	3,667,637	3,071,766
Total deferred outflows	3,667,637	3,071,766
Liabilities:		
Current liabilities	4,332,293	3,987,828
Long-term liabilities:		
Due within one year	1,552,301	476,851
Due in more than one year:		
Net pension liability	51,995,713	61,786,368
Other amounts	15,325,392	17,797,208
Total liabilities	73,205,699	84,048,255
Deferred inflows of resources:		
Property taxes and PILOTS	18,113,491	17,277,478
Deferred gain on refunding	334,877	
Pensions	9,408,122	
Total deferred inflows	27,856,490	17,277,478
Net Position:		
Net investment in capital assets	(1,985,698)	(1,459,939)
Restricted	2,745,402	2,997,314
Unrestricted (deficit)	(49,602,801)	(53,963,251)
Total net position (deficit)	(\$48,843,097)	(\$52,425,876)

During 2015, the District adopted GASB Statement 68, "Accounting and Financial Reporting for Pensions— an Amendment of GASB Statement 27," which significantly revises accounting for pension costs and liabilities. For reasons discussed below, many end users of this financial statement will gain a clearer understanding of the District's actual financial condition by adding deferred inflows related to pension and the net pension liability to the reported net position and subtracting deferred outflows related to pension.

Governmental Accounting Standards Board standards are national and apply to all government financial reports prepared in accordance with generally accepted accounting principles. When accounting for pension costs, GASB 27 focused on a funding approach. This approach limited pension costs to contributions annually required by law, which may or may not be sufficient to fully fund each plan's *net pension liability*. GASB 68 takes an earnings approach to pension accounting; however, the nature of Ohio's statewide pension systems and state law governing those systems requires additional explanation in order to properly understand the information presented in these statements.

**FAIRBORN CITY SCHOOL DISTRICT
GREENE COUNTY**

**MANAGEMENT'S DISCUSSION AND ANALYSIS
FOR THE FISCAL YEAR ENDED JUNE 30, 2015
(UNAUDITED)
(Continued)**

Under the new standards required by GASB 68, the net pension liability equals the District's proportionate share of each plan's collective:

1. Present value of estimated future pension benefits attributable to active and inactive employees' past service
2. Minus plan assets available to pay these benefits

GASB notes that pension obligations, whether funded or unfunded, are part of the "employment exchange" – that is, the employee is trading his or her labor in exchange for wages, benefits, and the promise of a future pension. GASB noted that the unfunded portion of this pension promise is a present obligation of the government, part of a bargained-for benefit to the employee, and should accordingly be reported by the government as a liability since they received the benefit of the exchange. However, the District is not responsible for certain key factors affecting the balance of this liability. In Ohio, the employee shares the obligation of funding pension benefits with the employer. Both employer and employee contribution rates are capped by State statute. A change in these caps requires action of both Houses of the General Assembly and approval of the Governor. Benefit provisions are also determined by State statute. The employee enters the employment exchange with the knowledge that the employer's promise is limited not by contract but by law. The employer enters the exchange also knowing that there is a specific, legal limit to its contribution to the pension system. In Ohio, there is no legal means to enforce the unfunded liability of the pension system *as against the public employer*. State law operates to mitigate/lessen the moral obligation of the public employer to the employee, because all parties enter the employment exchange with notice as to the law. The pension system is responsible for the administration of the plan.

Most long-term liabilities have set repayment schedules or, in the case of compensated absences (i.e. sick and vacation leave), are satisfied through paid time-off or termination payments. There is no repayment schedule for the net pension liability. As explained above, changes in pension benefits, contribution rates, and return on investments affect the balance of the net pension liability, but are outside the control of the local government. In the event that contributions, investment returns, and other changes are insufficient to keep up with required pension payments, State statute does not assign/identify the responsible party for the unfunded portion. Due to the unique nature of how the net pension liability is satisfied, this liability is separately identified within the long-term liability section of the statement of net position.

In accordance with GASB 68, the District's statements prepared on an accrual basis of accounting include an annual pension expense for their proportionate share of each plan's *change* in net pension liability not accounted for as deferred inflows/outflows.

As a result of implementing GASB 68, the District is reporting a net pension liability and deferred inflows/outflows of resources related to pension on the accrual basis of accounting. This implementation also had the effect of restating net position at June 30, 2014, for governmental activities from \$3,499,513 to (\$55,215,089). In addition, the District had a reappraisal of capital assets which further restated net position at June 30, 2014 by \$2,789,213 to a restated balance of (\$52,425,876).

Over time, net position can serve as a useful indicator of a government's financial position. At June 30, 2015, the District's assets plus deferred outflows of resources were less than liabilities plus deferred inflows of resources by \$48,843,097. At year-end, restricted net position were \$2,745,402.

**FAIRBORN CITY SCHOOL DISTRICT
GREENE COUNTY**

**MANAGEMENT'S DISCUSSION AND ANALYSIS
FOR THE FISCAL YEAR ENDED JUNE 30, 2015
(UNAUDITED)
(Continued)**

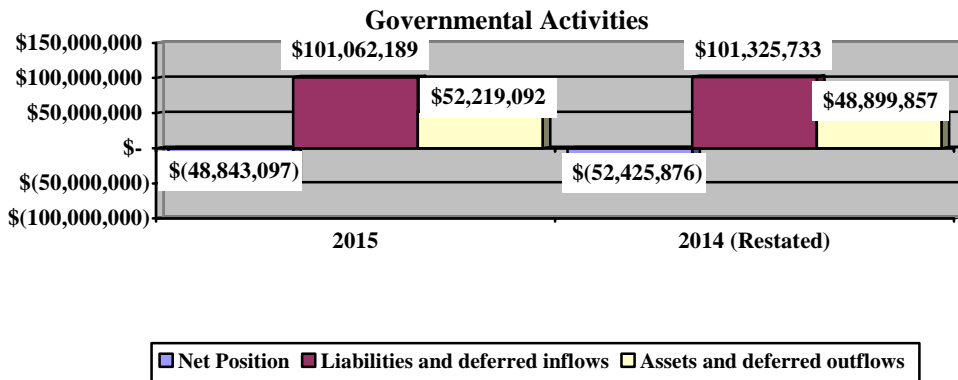
At year-end, capital assets represented 24.23% of total assets. Capital assets include land, land improvements, buildings and improvements, furniture and equipment and vehicles. Net investment in capital assets at June 30, 2015, was (\$1,985,698). These capital assets are used to provide services to the students and are not available for future spending. Although the District's investment in capital assets is reported net of related debt, it should be noted that the resources to repay the debt must be provided from other sources, since capital assets may not be used to liquidate these liabilities.

Assets of the District increased \$2,723,364. This increase is primarily the result of an increase in cash and investments as a result of current year operations. The District implemented cost cutting measures back in January 2013 which have reduced expenses so that revenues now exceed expenses in fiscal year 2014 and 2015.

Liabilities of the District decreased primarily due to a decrease in the net pension liability. Net position has been restated to incorporate a net pension liability of the State's pension systems. The net pension liability, coupled with related deferred inflows of resources and deferred outflows related to pensions, caused the District's net position to go from a positive balance to a deficit balance. During fiscal year 2015, long-term liabilities decreased as a result of a decrease in the net pension liability. Specific factors effecting the net pension liability include the District's contributions to the pension systems (STRS and SERS) subsequent to the measurement date of the liability, expected versus actual experience of the pension systems and projected versus actual earnings on pension plan investments. These factors are outside of the control of the District. The District contributes its statutorily required contributions to the pension systems; however, it's the pension systems that collect, hold and distribute pensions to District employees, not the District.

The District's unrestricted net position was a deficit of \$49,602,801 at June 30, 2015.

The graph below shows the District's assets, deferred outflows of resources, liabilities, deferred inflows of resources and net position at June 30, 2015 and 2014.



**FAIRBORN CITY SCHOOL DISTRICT
GREENE COUNTY**

**MANAGEMENT'S DISCUSSION AND ANALYSIS
FOR THE FISCAL YEAR ENDED JUNE 30, 2015
(UNAUDITED)
(Continued)**

The table below shows the change in net position for fiscal years 2015 and 2014.

Change in Net Position - Governmental Activities		
	2015	Restated 2014
Revenues:		
Program revenues:		
Charges for services and sales	\$1,271,714	\$1,435,334
Operating grants and contributions	6,583,459	6,391,185
General revenues:		
Property taxes and PILOTS	17,659,217	18,138,519
Income taxes	3,710,712	3,645,893
Grants and entitlements	19,260,745	19,033,850
Miscellaneous	712,319	1,005,956
Total revenues	<u>49,198,166</u>	<u>49,650,737</u>
Expenses:		
Program expenses:		
Instruction:		
Regular	15,686,540	16,956,807
Special	8,847,298	8,856,853
Other	3,482,117	3,135,954
Support services:		
Pupil	2,562,651	2,680,853
Instructional staff	870,299	622,123
Board of education	70,502	61,264
Administration	2,970,160	2,902,535
Fiscal	805,235	712,071
Business	320,615	300,181
Operations and maintenance	3,503,186	3,427,869
Pupil transportation	2,677,487	2,467,642
Central	466,167	429,785
Operation of non-instructional services	1,813,450	1,779,522
Extracurricular activities	702,610	715,775
Interest and fiscal charges	837,070	957,730
Total expenses	<u>45,615,387</u>	<u>46,006,964</u>
Change in net position	3,582,779	3,643,773
Net position (deficit) at beginning of year (restated)	(52,425,876)	N/A
Net position (deficit) at end of year	<u>(\$48,843,097)</u>	<u>(\$52,425,876)</u>

Governmental Activities

The information necessary to restate the 2014 beginning balances and the 2014 pension expense amounts for the effects of the initial implementation of GASB 68 is not available. Therefore, 2014 functional expenses still include pension expense of \$3,071,766 computed under GASB 27. GASB 27 required recognizing pension expense equal to the contractually required contributions to the plan. Under GASB 68, pension expense represents additional amounts earned, adjusted by deferred inflows/outflows. The contractually required contribution is no longer a component of pension expense. Under GASB 68, the 2015 statements report pension expense of \$2,199,049.

**FAIRBORN CITY SCHOOL DISTRICT
GREENE COUNTY**

**MANAGEMENT'S DISCUSSION AND ANALYSIS
FOR THE FISCAL YEAR ENDED JUNE 30, 2015
(UNAUDITED)
(Continued)**

Consequently, in order to compare 2015 total program expenses to 2014, the following adjustments are needed:

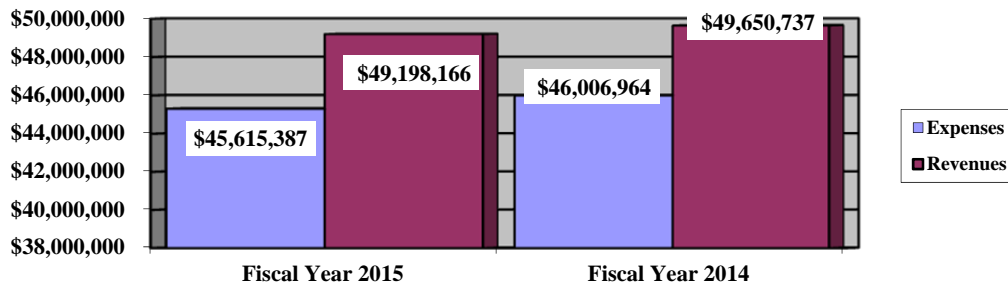
Total 2015 program expenses under GASB 68	\$45,615,387
Pension expense under GASB 68	(2,199,049)
2015 contractually required contributions	3,177,453
Adjusted 2015 program expenses	46,593,791
Total 2014 program expenses under GASB 27	46,006,964
Increase in program expenses not related to pension	\$586,827

Net position of the District's governmental activities increased \$3,582,779. Total governmental expenses of \$45,615,387 were offset by program revenues of \$7,855,173 and general revenues of \$41,342,993. Program revenues supported 17.22% of the total governmental expenses.

The primary sources of revenue for governmental activities are derived from property taxes, income taxes and grants and entitlements. These revenue sources represent 82.09% of total governmental revenue. Property taxes and payments in lieu of taxes revenue decreased \$479,302, or 2.64%, from the prior year primarily due to a decrease in the amount of taxes collected and available for advance at June 30, 2015 as compared to June 30, 2014. The amount of tax advance available at year-end can vary depending upon when tax bills are sent. Real estate property is reappraised every six years.

The graph below presents the District's governmental activities revenue and expenses for fiscal years 2015 and 2014.

Governmental Activities - Revenues and Expenses



The Statement of Activities shows the cost of program services and the charges for services and grants offsetting those services. The following table shows, for governmental activities, the total cost of services and the net cost of services. That is, it identifies the cost of these services supported by tax revenue and unrestricted State grants and entitlements.

**FAIRBORN CITY SCHOOL DISTRICT
GREENE COUNTY**

**MANAGEMENT'S DISCUSSION AND ANALYSIS
FOR THE FISCAL YEAR ENDED JUNE 30, 2015
(UNAUDITED)
(Continued)**

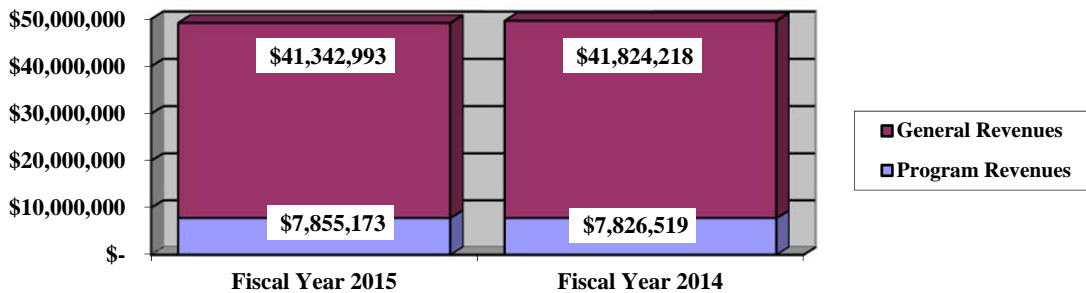
Governmental Activities

	Total Cost of Services 2015	Net Cost of Services 2015	Total Cost of Services 2014	Net Cost of Services 2014
Program expenses:				
Instruction:				
Regular	\$15,686,540	\$15,235,650	\$16,956,807	\$16,063,356
Special	8,847,298	4,136,864	8,856,853	4,706,581
Other	3,482,117	3,473,102	3,135,954	2,996,913
Support services:				
Pupil	2,562,651	2,517,293	2,680,853	2,608,971
Instructional staff	870,299	730,667	622,123	368,068
Board of education	70,502	70,502	61,264	61,264
Administration	2,970,160	2,729,270	2,902,535	2,756,991
Fiscal	805,235	805,235	712,071	712,071
Business	320,615	320,615	300,181	300,181
Operation and maintenance	3,503,186	3,467,234	3,427,869	3,409,756
Pupil transportation	2,677,487	2,550,249	2,467,642	2,343,001
Central	466,167	466,167	429,785	415,385
Operations of non-instructional services	1,813,450	(48,622)	1,779,522	17,415
Extracurricular activities	702,610	468,918	715,775	462,762
Interest and fiscal charges	837,070	837,070	957,730	957,730
Total expenses	<u>\$45,615,387</u>	<u>\$37,760,214</u>	<u>\$46,006,964</u>	<u>\$38,180,445</u>

The dependence upon tax and other general revenues for governmental activities is apparent, 81.55% of instruction activities are supported through taxes and other general revenues. For all governmental activities, general revenue support is 82.78%. The District's taxpayers and unrestricted grants and entitlements from the State of Ohio, as a whole, are the primary support for District's students.

The graph below presents the District's governmental activities revenue for fiscal years 2015 and 2014.

Governmental Activities - General and Program Revenues



**FAIRBORN CITY SCHOOL DISTRICT
GREENE COUNTY**

**MANAGEMENT'S DISCUSSION AND ANALYSIS
FOR THE FISCAL YEAR ENDED JUNE 30, 2015
(UNAUDITED)
(Continued)**

The District's Funds

The District's governmental funds (as presented on the Balance Sheet on page 19) reported a combined fund balance of \$13,436,477, which is a higher balance than last year's total balance of \$10,594,893. The schedule below indicates the fund balance and the total change in fund balance as of June 30, 2015 and 2014.

	Fund Balance June 30, 2015	Fund Balance June 30, 2014	Change
General	\$10,735,806	\$7,954,527	\$2,781,279
Other Governmental	2,700,671	2,640,366	60,305
Total	\$13,436,477	\$10,594,893	\$2,841,584

General Fund

The District's general fund balance increased \$2,781,279. The table that follows assists in illustrating the financial activities and fund balance of the general fund.

Revenues of the general fund increased \$214,607 or 0.50%. The most significant increases were in the areas of revenue in lieu of taxes and intergovernmental. Revenue in lieu of taxes increased \$32,146 or 16.37% due primarily to better tax collections. Intergovernmental revenues increased \$654,749 or 3.10% due to increases in State foundation funding.

Expenditures of the general fund increased \$1,559,838 or 3.99%. The most significant increases were in the areas instruction and support services. Instruction expenditures increased due to increases in salaries and wages as well as benefit costs. Support services primarily increased due to pupil transportation. The District also saw a decrease of \$21,311 in operation of non-instructional services.

General Fund Budgeting Highlights

The District's budget is prepared according to Ohio law and is based on accounting for certain transactions on a basis of cash receipts, disbursements and encumbrances. The most significant budgeted fund is the general fund.

During the course of fiscal year 2015, the District amended its general fund budget numerous times. For the general fund, original and final budgeted revenues and other financing sources were \$43,991,757 and \$43,946,718 respectively. Actual revenues and other financing sources for fiscal year 2015 was \$44,267,323. This represents a \$320,605 increase from final budgeted revenues.

General fund original appropriations (appropriated expenditures plus other financing uses) of \$44,179,321 were decreased to \$43,609,727 in the final budget. The actual budget basis expenditures and other financing uses for fiscal year 2015 totaled \$41,401,330, which was \$2,208,397 less than the final budget appropriations.

**FAIRBORN CITY SCHOOL DISTRICT
GREENE COUNTY**

**MANAGEMENT'S DISCUSSION AND ANALYSIS
FOR THE FISCAL YEAR ENDED JUNE 30, 2015
(UNAUDITED)
(Continued)**

Capital Assets and Debt Administration

Capital Assets

At the end of fiscal year 2015, the District had \$11,764,628 invested in land, land improvements, buildings and improvements, furniture, equipment and vehicles. This entire amount is reported in governmental activities. The following table shows June 30, 2015 balances compared to June 30, 2014:

Capital Assets at June 30, (Net of Depreciation)		
	Governmental Activities	
	(Restated)	
	2015	2014
Land	\$299,675	\$299,675
Land improvements	2,163,409	2,579,100
Building and improvements	5,120,822	5,739,081
Furniture, equipment and vehicles	4,180,722	3,944,852
Total	<u>\$11,764,628</u>	<u>\$12,562,708</u>

Total additions to capital assets for 2015 were \$918,328. The District recorded \$1,716,408 in depreciation expense for fiscal year 2015.

Refer to Note 8 in the basic financial statements for further detail on the District's capital assets.

Debt Administration

At June 30, 2015, the District had \$13,004,940 in general obligation bonds outstanding. Of this total, \$1,000,000 is due within one year and \$12,004,940 is due within more than one year. The following table summarizes the bonds outstanding.

Outstanding Debt, at Year End		
	Governmental	Governmental
	Activities	Activities
	2015	2014
General obligation bonds	<u>\$13,004,940</u>	<u>\$13,701,264</u>
Total	<u>\$13,004,940</u>	<u>\$13,701,264</u>

At June 30, 2015, the District's voted debt margin was \$41,651,902 with an un-voted debt margin of \$595,702.

See Note 9 to the basic financial statements for further detail on the District's debt administration.

Current Financial Related Activities

Financially, the future of the District is not without challenges. Management must diligently plan future expenditures and work desperately to operate within the constraints of the resources available. The District's management is confident that the District can continue to provide a quality education for our students and provide a secure financial future.

**FAIRBORN CITY SCHOOL DISTRICT
GREENE COUNTY**

**MANAGEMENT'S DISCUSSION AND ANALYSIS
FOR THE FISCAL YEAR ENDED JUNE 30, 2015
(UNAUDITED)
(Continued)**

Contacting the District's Financial Management

This financial report is designed to provide our citizens, taxpayers, and investors and creditors with a general overview of the District's finances and to show the District's accountability for the money it receives. If you have questions about this report or need additional financial information contact the Treasurer at Fairborn City School District, 306 E. Whittier Ave., Fairborn, Ohio 45324.

This page intentionally left blank.

**FAIRBORN CITY SCHOOL DISTRICT
GREENE COUNTY**

**STATEMENT OF NET POSITION
JUNE 30, 2015**

	Governmental Activities
Assets:	
Equity in pooled cash and investments	\$14,858,155
Receivables:	
Property taxes	19,643,228
Income taxes	1,330,081
Payment in lieu of taxes	241,410
Accounts	37,729
Accrued interest	11,691
Intergovernmental	572,152
Prepayments	68,804
Materials and supplies inventory	6,203
Inventory held for resale	17,374
Capital assets:	
Nondepreciable capital assets	299,675
Depreciable capital assets, net	11,464,953
Capital assets, net	11,764,628
Total assets	48,551,455
 Deferred outflows of resources:	
Pension - STRS	2,859,968
Pension - SERS	807,669
Total deferred outflows of resources	3,667,637
 Liabilities:	
Accounts payable	310,830
Accrued wages and benefits payable	2,979,007
Intergovernmental payable	446,412
Pension and post-employment benefits payable	581,268
Accrued interest payable	14,776
Long-term liabilities:	
Due within one year	1,552,301
Due in more than one year:	
Net pension liability (See Note 11)	51,995,713
Other amounts due in more than one year	15,325,392
Total liabilities	73,205,699
 Deferred inflows of resources:	
Property taxes levied for the next fiscal year	17,872,081
Payment in lieu of taxes levied for the next fiscal year	241,410
Unamortized deferred gain on debt refunding	334,877
Pension - STRS	7,897,541
Pension - SERS	1,510,581
Total deferred inflows of resources	27,856,490
 Net position:	
Net investment in capital assets	(1,985,698)
Restricted for:	
Permanent fund - nonexpendable	32,151
Debt service	1,061,310
Locally funded programs	610
State funded programs	23,311
Federally funded programs	30,360
Student activities	83,571
Other purposes	1,514,089
Unrestricted (deficit)	(49,602,801)
Total net position (deficit)	(\$48,843,097)

See accompanying notes to the basic financial statements.

**FAIRBORN CITY SCHOOL DISTRICT
GREENE COUNTY**

**STATEMENT OF ACTIVITIES
FOR THE FISCAL YEAR ENDED JUNE 30, 2015**

		Program Revenues		Net (Expense) Revenue and Changes in Net Position
	Expenses	Charges for Services and Sales	Operating Grants and Contributions	Governmental Activities
Governmental activities:				
Instruction:				
Regular	\$15,686,540	\$322,161	\$128,729	(\$15,235,650)
Special	8,847,298	146,679	4,563,755	(4,136,864)
Other	3,482,117		9,015	(3,473,102)
Support services:				
Pupil	2,562,651		45,358	(2,517,293)
Instructional staff	870,299		139,632	(730,667)
Board of education	70,502			(70,502)
Administration	2,970,160	129,922	110,968	(2,729,270)
Fiscal	805,235			(805,235)
Business	320,615			(320,615)
Operations and maintenance	3,503,186	35,280	672	(3,467,234)
Pupil transportation	2,677,487	10,691	116,547	(2,550,249)
Central	466,167			(466,167)
Operation of non-instructional services:				
Food service operations	1,744,725	393,289	1,381,740	30,304
Other non-instructional services	68,725		87,043	18,318
Extracurricular activities	702,610	233,692		(468,918)
Interest and fiscal charges	837,070			(837,070)
Total governmental activities	\$45,615,387	\$1,271,714	\$6,583,459	(37,760,214)
 General revenues:				
Property taxes levied for:				
				16,177,779
				1,235,511
				245,927
Income taxes levied for:				
				3,710,712
				19,260,745
				43,645
				668,674
Total general revenues				41,342,993
Change in net position				3,582,779
Net position (deficit) at beginning of year (restated)				(52,425,876)
Net position (deficit) at end of year				(\$48,843,097)

See accompanying notes to the basic financial statements.

**FAIRBORN CITY SCHOOL DISTRICT
GREENE COUNTY**

**BALANCE SHEET
GOVERNMENTAL FUNDS
JUNE 30, 2015**

	<u>General</u>	<u>Non-major Governmental Funds</u>	<u>Total Governmental Funds</u>
Assets:			
Equity in pooled cash and investments	\$12,178,771	\$2,679,384	\$14,858,155
Receivables:			
Property taxes	18,320,772	1,322,456	19,643,228
Income taxes	1,330,081		1,330,081
Payment in lieu of taxes	224,380	17,030	241,410
Accounts	32,597	5,132	37,729
Accrued interest	11,691		11,691
Interfund loans	44,410		44,410
Intergovernmental	133,503	438,649	572,152
Prepayments	65,450	3,354	68,804
Materials and supplies inventory		6,203	6,203
Inventory held for resale		17,374	17,374
Total assets	<u>32,341,655</u>	<u>4,489,582</u>	<u>36,831,237</u>
Liabilities:			
Accounts payable	280,959	29,871	310,830
Accrued wages and benefits payable	2,639,072	339,935	2,979,007
Compensated absences payable	305,506		305,506
Intergovernmental payable	410,925	35,487	446,412
Pension obligation payable	508,104	73,164	581,268
Interfund loans payable		44,410	44,410
Total liabilities	<u>4,144,566</u>	<u>522,867</u>	<u>4,667,433</u>
Deferred inflows of resources:			
Property taxes levied for the next fiscal year	16,676,862	1,195,219	17,872,081
Payment in lieu of taxes levied for the next fiscal year	224,380	17,030	241,410
Delinquent property tax revenue not available	420,772	32,456	453,228
Intergovernmental revenue not available		21,339	21,339
Accrued interest not available	7,525		7,525
Miscellaneous revenue not available	131,744		131,744
Total deferred inflows of resources	<u>17,461,283</u>	<u>1,266,044</u>	<u>18,727,327</u>
Fund balances:			
Non-spendable:			
Materials and supplies inventory		6,203	6,203
Prepays	65,450	3,354	68,804
Endowments		32,151	32,151
Restricted:			
Debt service		1,043,630	1,043,630
Food service operations		1,501,990	1,501,990
Targeted academic assistance		14,070	14,070
Other purposes		19,489	19,489
Extracurricular		83,571	83,571
Special trust		4,176	4,176
Committed:			
Termination benefits	185,057		185,057
Assigned:			
Student instruction	147,142		147,142
Student and staff support	591,112		591,112
Extracurricular activities	11,330		11,330
Other purposes	775		775
Unassigned (deficit)	<u>9,734,940</u>	<u>(7,963)</u>	<u>9,726,977</u>
Total fund balances	<u>10,735,806</u>	<u>2,700,671</u>	<u>13,436,477</u>
Total liabilities, deferred inflows and fund balances	<u>\$32,341,655</u>	<u>\$4,489,582</u>	<u>\$36,831,237</u>

See accompanying notes to the basic financial statements.

**FAIRBORN CITY SCHOOL DISTRICT
GREENE COUNTY**

**RECONCILIATION OF TOTAL GOVERNMENTAL FUND BALANCES TO
NET POSITION OF GOVERNMENTAL ACTIVITIES
JUNE 30, 2015**

Total governmental fund balances		\$13,436,477
 <i>Amounts reported for governmental activities on the statement of net position are different because:</i>		
Capital assets used in governmental activities are not financial resources and therefore are not reported in the funds.		11,764,628
Other long-term assets are not available to pay for current-period expenditures and therefore are deferred inflows in the funds.		
Delinquent property taxes receivable	\$453,228	
Accrued interest receivable	7,525	
Intergovernmental receivable	<u>153,083</u>	
Total		613,836
Unamortized premiums on bonds issued are not recognized in the funds.		(745,386)
Unamortized deferred gains on debt refundings are not recognized in the funds.		(334,877)
Accrued interest payable is not due and payable in the current period and therefore is not reported in the funds.		(14,776)
The net pension liability is not due and payable in the current period; therefore, liability and related deferred inflows are not reported in governmental funds.		
Deferred outflows - pension	3,667,637	
Deferred inflows - pension	(9,408,122)	
Net pension liability	<u>(51,995,713)</u>	
Total		(57,736,198)
Long-term liabilities, including bonds payable, are not due and payable in the current period and therefore are not reported in the funds.		
General obligation bonds	(13,004,940)	
Compensated absences	<u>(2,821,861)</u>	
Total		<u>(15,826,801)</u>
Net position of governmental activities		<u><u>(\$48,843,097)</u></u>

See accompanying notes to the basic financial statements.

**FAIRBORN CITY SCHOOL DISTRICT
GREENE COUNTY**

**STATEMENT OF REVENUES, EXPENDITURES AND CHANGES IN FUND BALANCES
GOVERNMENTAL FUNDS
FOR THE FISCAL YEAR ENDED JUNE 30, 2015**

	<u>General</u>	<u>Non-major Governmental Funds</u>	<u>Total Governmental Funds</u>
Revenues:			
From local sources:			
Property taxes	\$16,267,308	\$1,242,993	\$17,510,301
Income taxes	3,710,712		3,710,712
Payment in lieu of taxes	228,460	17,467	245,927
Tuition	338,215		338,215
Transportation fees	10,691		10,691
Earnings on investments	36,102	948	37,050
Charges for services		393,289	393,289
Extracurricular	109,050	129,648	238,698
Classroom materials and fees	121,903	8,911	130,814
Rental income	30,085		30,085
Contributions and donations	14,760	16,638	31,398
Contract services	129,922		129,922
Other local revenues	668,674	1,240	669,914
Intergovernmental - state	21,577,453	467,118	22,044,571
Intergovernmental - federal	190,805	4,226,337	4,417,142
Total revenues	<u>43,434,140</u>	<u>6,504,589</u>	<u>49,938,729</u>
Expenditures:			
Current:			
Instruction:			
Regular	15,612,505	231,724	15,844,229
Special	6,628,554	2,386,198	9,014,752
Other	3,404,590		3,404,590
Support services:			
Pupil	2,591,475	53,976	2,645,451
Instructional staff	546,290	222,695	768,985
Board of education	70,195		70,195
Administration	2,904,592	131,206	3,035,798
Fiscal	764,554	11,345	775,899
Business	282,733		282,733
Operations and maintenance	3,540,452	5,304	3,545,756
Pupil transportation	3,248,776	1,803	3,250,579
Central	457,115	3,600	460,715
Operation of non-instructional services:			
Food service operations		1,691,288	1,691,288
Other non-instructional services	233	102,729	102,962
Extracurricular activities	600,797	136,172	736,969
Debt service:			
Principal retirement		830,000	830,000
Interest and fiscal charges		636,244	636,244
Bond issuance costs		178,693	178,693
Total expenditures	<u>40,652,861</u>	<u>6,622,977</u>	<u>47,275,838</u>
Excess of revenues over (under) expenditures	<u>2,781,279</u>	<u>(118,388)</u>	<u>2,662,891</u>
Other financing sources (uses):			
Premium on bonds issued		745,386	745,386
Issuance of refunding bonds		12,169,940	12,169,940
Payment to refunded bond escrow agent		(12,736,633)	(12,736,633)
Total other financing sources (uses)		<u>178,693</u>	<u>178,693</u>
Net change in fund balances	2,781,279	60,305	2,841,584
Fund balances at beginning of year	<u>7,954,527</u>	<u>2,640,366</u>	<u>10,594,893</u>
Fund balances at end of year	<u>\$10,735,806</u>	<u>\$2,700,671</u>	<u>\$13,436,477</u>

See accompanying notes to the basic financial statements.

**FAIRBORN CITY SCHOOL DISTRICT
GREENE COUNTY**

**RECONCILIATION OF THE STATEMENT OF REVENUES, EXPENDITURES
AND CHANGES IN FUND BALANCES OF GOVERNMENTAL FUNDS
TO THE STATEMENT OF ACTIVITIES
FOR THE FISCAL YEAR ENDED JUNE 30, 2015**

Net change in fund balances - total governmental funds		\$2,841,584
<i>Amounts reported for governmental activities in the statement of activities are different because:</i>		
Governmental funds report capital outlays as expenditures. However, in the statement of activities, the cost of those assets are allocated over their estimated useful lives as depreciation expense.		
Capital asset additions	\$918,328	
Current year depreciation	<u>(1,716,408)</u>	
Total		(798,080)
Revenues in the statement of activities that do not provide current financial resources are not reported as revenues in the funds.		
Delinquent property taxes	(97,011)	
Earnings on investments	7,525	
Intergovernmental revenues	<u>(519,333)</u>	
Total		(608,819)
Repayment of bond principal is an expenditure in the governmental funds; however, the repayment reduces long-term liabilities on the statement of net position. Principal payments during the year were:		
		830,000
Issuance of bonds are recorded as other financing source in the funds; however, in the statement of activities, they are not reported as revenues as they increase liabilities on the statement of net position.		
		(12,169,940)
Payment to refunded bond escrow agent for the retirement of bonds is an other financing use in the governmental funds but the payment reduces long-term liabilities on the statement of net position. Deferred charges related to bond refundings are amortized over the life of the issuance in the statement of activities. The following refunding transactions occurred during the year:		
Bonds refunded	12,170,000	
Premium on refunded bonds removed	901,510	
Deferred charges on refundings	<u>(334,877)</u>	
Total		12,736,633
Premiums on bonds issued are recorded as other financing source in the funds; however, in the statement of activities, they are not reported as revenues as they increase liabilities on the statement of net position.		
		(745,386)
In the statement of activities, interest is accrued on outstanding bonds, whereas in governmental funds, an interest expenditure is reported when due. The following items resulted in additional interest being reported in the statement of activities:		
Decrease in accrued interest payable	36,477	
Accreted interest on capital appreciation bonds	(133,736)	
Amortization of bond premiums	<u>75,126</u>	
Total		(22,133)
Contractually required pension contributions are reported as expenditures in governmental funds; however, the statement of activities reports these amounts as deferred outflows.		
		3,177,453
Except for amounts reported as deferred inflows/outflows, changes in the net pension liability are reported as pension expense in the statement of activities.		
		(2,199,049)
Some expenses reported in the statement of activities, such as compensated absences, do not require the use of current financial resources and therefore are not reported as expenditures in governmental funds.		
		<u>540,516</u>
Change in net position of governmental activities		<u><u>\$3,582,779</u></u>

See accompanying notes to the basic financial statements.

**FAIRBORN CITY SCHOOL DISTRICT
GREENE COUNTY**

**STATEMENT OF REVENUES, EXPENDITURES AND CHANGES IN
FUND BALANCE - BUDGET AND ACTUAL (NON-GAAP BUDGETARY BASIS)
GENERAL FUND
FOR THE FISCAL YEAR ENDED JUNE 30, 2015**

	<u>Budgeted Amounts</u>		<u>Actual</u>	<u>Variance with Final Budget Positive (Negative)</u>
	<u>Original</u>	<u>Final</u>		<u>(Negative)</u>
Revenues:				
From local sources:				
Property taxes	\$17,578,799	\$16,628,501	\$16,685,329	\$56,828
Income taxes	3,911,989	3,671,345	3,689,755	18,410
Payment in lieu of taxes	244,901	230,000	228,480	(1,520)
Tuition	372,995	392,001	352,560	(39,441)
Transportation fees	8,197	7,500	10,691	3,191
Earnings on investments	22,228	30,000	34,165	4,165
Extracurricular	103,419	102,000	98,425	(3,575)
Classroom materials and fees	93,966	86,250	118,302	32,052
Rental income	11,858	10,000	28,485	18,485
Contract services	214,317	206,119	125,705	(80,414)
Other local revenues	400,240	568,000	754,990	186,990
Intergovernmental - state	20,597,477	21,771,075	21,947,393	176,318
Intergovernmental - federal	247,148	234,704	190,805	(43,899)
Total revenues	43,807,534	43,937,495	44,265,085	327,590
Expenditures:				
Current:				
Instruction:				
Regular	16,498,857	15,843,239	15,574,324	268,915
Special	7,491,412	7,154,505	6,591,234	563,271
Other	3,252,173	3,410,000	3,404,590	5,410
Support services:				
Pupil	2,829,260	2,830,754	2,513,684	317,070
Instructional staff	815,934	811,271	654,704	156,567
Board of education	156,810	74,526	72,316	2,210
Administration	2,942,414	3,025,482	2,812,156	213,326
Fiscal	755,096	777,290	760,007	17,283
Business	309,859	314,539	286,908	27,631
Operations and maintenance	4,181,271	4,277,767	3,856,670	421,097
Pupil transportation	3,412,590	3,364,932	3,261,547	103,385
Central	517,803	551,106	509,998	41,108
Extracurricular activities	665,842	674,316	603,192	71,124
Total expenditures	43,829,321	43,109,727	40,901,330	2,208,397
Excess of revenues over (under) expenditures	(21,787)	827,768	3,363,755	2,535,987
Other financing sources (uses):				
Refund of prior year's expenditures	184,223	9,223	2,223	(7,000)
Transfers (out)	(350,000)	(500,000)	(500,000)	
Sale of capital assets			15	15
Total other financing sources (uses)	(165,777)	(490,777)	(497,762)	(6,985)
Net change in fund balance	(187,564)	336,991	2,865,993	2,529,002
Fund balance at beginning of year	6,263,286	6,263,286	6,263,286	
Prior year encumbrances appropriated	1,566,336	1,566,336	1,566,336	
Fund balance at end of year	\$7,642,058	\$8,166,613	\$10,695,615	\$2,529,002

See accompanying notes to the basic financial statements.

**FAIRBORN CITY SCHOOL DISTRICT
GREENE COUNTY**

**STATEMENT OF FIDUCIARY ASSETS AND LIABILITIES
AGENCY FUNDS
JUNE 30, 2015**

Assets:	
Equity in pooled cash and investments	\$117,247
Receivables:	
Accounts	92
Total assets	<u>117,339</u>
Liabilities:	
Accounts payable	1,400
Due to students	115,939
Total liabilities	<u>\$117,339</u>

See accompanying notes to the basic financial statements.

**FAIRBORN CITY SCHOOL DISTRICT
GREENE COUNTY**

**NOTES TO THE BASIC FINANCIAL STATEMENTS
FOR THE FISCAL YEAR ENDED JUNE 30, 2015**

1. DESCRIPTION OF THE DISTRICT

The Fairborn City School District (the "District") has grown from a union of the Fairborn, Osborn and Bath Township schools, which took place when the town of Osborn was moved. The earliest school records available are of Bath Township schools' purchase of land on September 1, 1856. The oldest historical record of the Osborn schools is a meeting of the Board of Education of July 27, 1906. The early history of the Fairborn school system consists of a log schoolhouse, one room up and two rooms down, in 1873. When consolidation of the three school systems was suggested there was much of the usual opposition. However, consolidation passed by a small majority and the school year 1923 started under the new plan.

Today the District operates under the current standards prescribed by the Ohio Department of Education as provided in division (D) of sections 3301.07 and 119.01 of the Ohio Revised Code. The District is established for the purpose of exercising the rights and privileges conveyed to it by the constitution and laws of the State of Ohio. The District operates under a locally elected five-member Board form of government and provides educational services as authorized by its charge and further mandated by state and/or federal agencies.

The Board of Education controls the District's five instructional/support facilities staffed by 201 non-certified, 267 certified and 30 administrative employees to provide services to approximately 4,293 students in grades K through 12.

2. SUMMARY OF SIGNIFICANT ACCOUNTING POLICIES

The financial statements of the District have been prepared in conformity with accounting principles generally accepted in the United States of America (GAAP) as applied to local governmental units. The Governmental Accounting Standards Board (GASB) is the accepted standard-setting body for establishing governmental accounting and financial reporting principles. The most significant of the District's accounting policies are described below.

A. Reporting Entity

The reporting entity has been defined in accordance with GASB Statement No. 14, "The Financial Reporting Entity" as amended by GASB Statement No. 39, "Determining Whether Certain Organizations Are Component Units" and GASB Statement No. 61, "The Financial Reporting Entity: Omnibus an Amendment of GASB Statements No. 14 and No. 34". The reporting entity is composed of the primary government and component units. The primary government consists of all funds, departments, boards and agencies that are not legally separate from the District. For the District, this includes general operations, food service, and student related activities of the District.

**FAIRBORN CITY SCHOOL DISTRICT
GREENE COUNTY**

**NOTES TO THE BASIC FINANCIAL STATEMENTS
FOR THE FISCAL YEAR ENDED JUNE 30, 2015
(Continued)**

2. SUMMARY OF SIGNIFICANT ACCOUNTING POLICIES (Continued)

Component units are legally separate organizations for which the District is financially accountable. The District is financially accountable for an organization if the District appoints a voting majority of the organization's Governing Board and (1) the District is able to significantly influence the programs or services performed or provided by the organization; or (2) the District is legally entitled to or can otherwise access the organization's resources; or (3) the District is legally obligated or has otherwise assumed the responsibility to finance the deficits of, or provide financial support to, the organization; or (4) the District is obligated for the debt of the organization. Component units may also include organizations that are fiscally dependent on the District in that the District approves the budget, the issuance of debt or the levying of taxes. Certain organizations are also included as component units if the nature and significance of the relationship between the primary government and the organization is such that exclusion by the primary government would render the primary government's financial statements incomplete or misleading. Based upon the application of these criteria, the District has no component units. The basic financial statements of the reporting entity include only those of the District (the primary government).

The District is associated with a five jointly governed organizations, one related organization, and one public entity risk pool. In addition, the District has shared service agreements with the Educational Service Centers of Greene and Montgomery Counties.

1. Jointly Governed Organizations

Southwestern Ohio Educational Purchasing Council (SOEPC)

The Southwestern Ohio Educational Purchasing Council (SOEPC) is a purchasing council made up of over 126 public Districts in 18 counties. The purpose of the council is to obtain reduced prices for quality merchandise and services commonly used by schools. All member districts are obligated to pay all fees, charges, or other assessments as established by the SOEPC.

Each member district has one voting representative. Title to any and all equipment, furniture and supplies purchased by the SOEPC is held in trust for the member districts. Any district withdrawing from the SOEPC shall forfeit its claim to any and all SOEPC assets. One year prior notice is necessary for withdrawal from the group. During this time, the withdrawing member is liable for all member obligations. Payments to SOEPC are made from the general fund. The District paid \$2,215 to SOEPC for the year ended June 30, 2015. To obtain financial information, write to the Southwestern Ohio Educational Purchasing Council, Ken Swink, who serves as Director, 303 Corporate Center, Suite 208, Vandalia, OH 45377.

Miami Valley Special Education Regional Resource Center

The Miami Valley Special Education Regional Resource Center (SERRC) is a special education service center, which selects its own board, adopts its own budget and receives Federal and State grants for its operation. The jointly-governed organization was formed for the purpose of initiating, expanding and improving special education programs and services for children with disabilities and their parents. The SERRC is governed by a board of 57 members made up of the 38 superintendents, 6 parent mentors, 12 special education directors, and one university. Some entities have more than one voting delegate. Financial information can be obtained from Chris Fox, at the Montgomery County Educational Service Center, 200 S Keowee Street, Dayton, Ohio 45402.

**FAIRBORN CITY SCHOOL DISTRICT
GREENE COUNTY**

**NOTES TO THE BASIC FINANCIAL STATEMENTS
FOR THE FISCAL YEAR ENDED JUNE 30, 2015
(Continued)**

2. SUMMARY OF SIGNIFICANT ACCOUNTING POLICIES (Continued)

Southwestern Ohio Instructional Technology Association (SOITA)

The Southwestern Ohio Instructional Technology Association (SOITA) is a not-for-profit corporation. The purpose of the corporation is to serve the educational needs of the area through television programming for the advancement of educational programs.

The Board of Trustees is comprised of twenty-one representatives of SOITA member schools or institutions. Eighteen representatives are elected from within the counties by the qualified members within the counties, i.e., Auglaize, Brown, Butler, Champaign, Clark, Clermont, Clinton, Darke, Fayette, Greene, Hamilton, Logan, Mercer, Miami, Montgomery, Preble, Shelby, and Warren. Montgomery, Greene and Butler Counties elect two representatives per area. All others elect one representative per area. One at-large non-public representative is elected by the non-public school SOITA members from within the State assigned SOITA service area. One at-large higher education representative is elected by higher education SOITA members from within the State assigned SOITA service area.

All member districts are obligated to pay all fees, charges, or other assessments as established by the SOITA. Upon dissolution, the net position shall be distributed to the federal government, or to a state or local government, for a public purpose. Payments to SOITA are made from the general fund. The District paid \$1,700 to SOITA for the year ended June 30, 2015. To obtain financial information, write to the Southwestern Ohio Instructional Technology Association, Frank DePalma, who serves as Interim Director, at 1205 E. Fifth Street, Dayton, OH 45402.

Green County Career Center

The Greene County Career Center is a distinct political subdivision of the State of Ohio operated under the direction of a Board consisting of one representative from each of the seven participating Districts' elected Boards, which possesses its own budgeting and taxing authority. To obtain financial information, write to the Greene County Career Center, Eva Anderson, who serves as Treasurer, at 2960 W. Enon Rd., Xenia, OH 45385.

Metropolitan Dayton Educational Cooperative Association

The District is a participant in the Metropolitan Dayton Educational Cooperative Association (MDECA) which is a computer consortium. MDECA is an association of public Districts within the boundaries of Montgomery, Miami and Darke Counties, and the Cities of Dayton, Troy, Fairborn, and Greenville. The organization was formed for the purpose of applying modern technology with the aid of computers and other electronic equipment to administrative and instructional functions among member Districts.

The governing board of MDECA consists of seven Superintendents of member Districts, with six of the Superintendents elected by majority vote of all member Districts except Montgomery County Educational Service Center. The seventh Superintendent is from the Montgomery County Educational Service Center. The District paid \$108,486 for these services for the year ended June 30, 2015. Financial information can be obtained from Dean Reineke, who serves as Executive Director, at 225 Linwood St. Dayton, OH 45405.

**FAIRBORN CITY SCHOOL DISTRICT
GREENE COUNTY**

**NOTES TO THE BASIC FINANCIAL STATEMENTS
FOR THE FISCAL YEAR ENDED JUNE 30, 2015
(Continued)**

2. SUMMARY OF SIGNIFICANT ACCOUNTING POLICIES (Continued)

2. Related Organization

Fairborn Digital Academy Community School

The Fairborn Digital Academy Community School (the "Digital Academy") is a nonprofit corporation established pursuant to Ohio Rev. Code Chapters 3314 and 1702 to address the growing need for a comprehensive educational program delivered to students in the 9-12 population primarily through distance learning technologies. The District sponsors the Digital Academy and appoints two ex-officio members to the Digital Academy's Board of Directors. Financial information for the Digital Academy can be obtained from Linda Hoch, Treasurer, Fairborn Digital Academy Community School, 700 Black Lane, Fairborn, Ohio 45324.

3. Public Entity Risk Pool

Southwestern Ohio Educational Purchasing Council Workers' Compensation Group Rating Plan

The District was a member of the Southwestern Ohio Educational Purchasing Council Workers' Compensation Group Rating Plan (SOEPC). The cooperative council contracts with Hunter Consulting, Inc. as the Third Party Administrator (TPA) and Comp Management as MCO to provide an insurance purchasing pool for workers compensation. The District is penalty rated due to a large number of claims and therefore does not receive the low rate. The District withdrew from SOEPC on December 31, 2015. To obtain financial information, write to the Southwestern Ohio Educational Purchasing Council, Ken Swink, who serves as Director, 303 Corporate Center, Suite 208, Vandalia, OH 45377.

B. Basis of Presentation

The District's basic financial statements consist of government-wide financial statements, including a statement of net position and a statement of activities, and fund financial statements which provide a more detailed level of financial information.

1. Government-wide Financial Statements

The statement of net position and the statement of activities display information about the District as a whole. These statements include the financial activities of the primary government, except for fiduciary funds. These statements usually distinguish between those activities of the District that are governmental activities (primarily supported by taxes and intergovernmental revenues) and those that are considered business-type activities (primarily supported by fees and charges). However, the District has no business-type activities.

**FAIRBORN CITY SCHOOL DISTRICT
GREENE COUNTY**

**NOTES TO THE BASIC FINANCIAL STATEMENTS
FOR THE FISCAL YEAR ENDED JUNE 30, 2015
(Continued)**

2. SUMMARY OF SIGNIFICANT ACCOUNTING POLICIES (Continued)

The statement of net position presents the financial condition of the governmental activities of the District at fiscal year-end. The statement of activities presents a comparison between direct expenses and program revenues for each program or function of the District's governmental activities. Direct expenses are those that are specifically associated with a service, program, or department and, therefore, clearly identifiable to a particular function. Program revenues include charges paid by the recipient of the goods or services offered by the program and grants, contributions, and interest that are restricted to meeting the operational or capital requirements of a particular program. Revenues which are not classified as program revenues are presented as general revenues of the District, with certain limited exceptions. The comparison of direct expenses with program revenues identifies the extent to which each governmental function is self-financing or draws from the general revenues of the District.

2. Fund Financial Statements

During the fiscal year, the District segregates transactions related to certain District functions or activities in separate funds in order to aid financial management and to demonstrate legal compliance. Fund financial statements are designed to present financial information of the District at this more detailed level. The focus of governmental fund financial statements is on major funds. Each major fund is presented in a separate column. Non-major funds are aggregated and presented in a single column. Fiduciary funds are reported by type.

C. Fund Accounting

The District uses funds to maintain its financial records during the year. A fund is defined as a fiscal and accounting entity with a self-balancing set of accounts. The District employs the use of two categories of funds: governmental and fiduciary.

1. Governmental Funds

Governmental funds are those through which most governmental functions typically are financed. Governmental funds reporting focuses on the sources, uses and balances of current financial resources. Expendable assets are assigned to the various governmental funds according to the purpose for which they may or must be used. Current liabilities are assigned to the fund from which they will be paid. The difference between governmental fund assets, deferred outflows of resources, liabilities and deferred inflows of resources is reported as fund balance.

General Fund - The general fund is used to account for all financial resources, except those required to be accounted for in another fund. The General Fund balance is available to the District for any purpose provided it is expended or transferred according to the general laws of Ohio.

The other governmental funds of the District account for grants and other resources whose use is restricted, committed, or assigned to a particular purpose.

**FAIRBORN CITY SCHOOL DISTRICT
GREENE COUNTY**

**NOTES TO THE BASIC FINANCIAL STATEMENTS
FOR THE FISCAL YEAR ENDED JUNE 30, 2015
(Continued)**

2. SUMMARY OF SIGNIFICANT ACCOUNTING POLICIES (Continued)

2. Fiduciary Funds

Fiduciary fund reporting focuses on net position and changes in net position. The fiduciary fund category is split into four classifications: pension trust funds, investment trust funds, private purpose trust funds, and agency funds. Trust funds are used to account for assets held by the District under a trust agreement for individuals, private organizations, or other governments and are not available to support the District's own programs. The District does not have any trust funds. Agency funds are custodial in nature (assets equal liabilities) and do not involve measurement of results of operations. The District's agency funds account for various student-managed activities and for employee withholdings.

D. Measurement Focus

1. Government-wide Financial Statements

The government-wide financial statements are prepared using a flow of economic resources measurement focus. All assets and all liabilities associated with the operation of the District are included on the statement of net position. The statement of activities presents increases (e.g. revenues) and decreases (e.g. expenses) in total net position.

2. Fund Financial Statements

All governmental funds are accounted for using a flow of current financial resources measurement focus. With this measurement focus, only current assets and current liabilities are generally included on the balance sheet. The statement of revenues, expenditures, and changes in fund balances reflects the sources (i.e., revenues and other financing sources) and uses (i.e., expenditures and other financing uses) of current financial resources. This approach differs from the manner in which the governmental activities of the government-wide financial statements are prepared. Governmental fund financial statements, therefore, include a reconciliation with brief explanations to better identify the relationship between the government-wide statements and the fund financial statements for governmental funds.

E. Basis of Accounting

Basis of accounting determines when transactions are recorded in the financial records and reported on the financial statements. Government-wide financial statements are prepared using the accrual basis of accounting. Governmental funds use the modified accrual basis of accounting; fiduciary funds use the accrual basis of accounting. Differences in the accrual and modified accrual basis of accounting arise in the recognition of revenue, the recording of deferred outflows and deferred inflows of resources, and in the presentation of expenses versus expenditures.

1. Revenues - Exchange and Non-exchange Transactions

Revenue resulting from exchange transactions, in which each party gives and receives essentially equal value, is recorded on the accrual basis when the exchange takes place. On the modified accrual basis, revenue is recorded in the fiscal year in which the resources are measurable and become available. Available means the resources will be collected within the current fiscal year or are expected to be collected soon enough thereafter to be used to pay liabilities of the current fiscal year. For the District, available means expected to be received within sixty days of fiscal year-end.

**FAIRBORN CITY SCHOOL DISTRICT
GREENE COUNTY**

**NOTES TO THE BASIC FINANCIAL STATEMENTS
FOR THE FISCAL YEAR ENDED JUNE 30, 2015
(Continued)**

2. SUMMARY OF SIGNIFICANT ACCOUNTING POLICIES (Continued)

Non-exchange transactions, in which the District receives value without directly giving equal value in return, include property taxes, income taxes, grants, entitlements, and donations. On the accrual basis, revenue from property taxes is recognized in the fiscal year for which the taxes are levied. Revenue from income taxes is recognized in the fiscal year in which the income is earned. Revenue from grants, entitlements, and donations is recognized in the fiscal year in which all eligibility requirements have been satisfied. Eligibility requirements include timing requirements, which specify the fiscal year when the resources are required to be used or the fiscal year when use is first permitted; matching requirements, in which the District must provide local resources to be used for a specified purpose; and expenditure requirements, in which the resources are provided to the District on a reimbursement basis. On the modified accrual basis, revenue from non-exchange transactions must also be available before it can be recognized.

Under the modified accrual basis, the following revenue sources are considered both measurable and available at fiscal year-end: property taxes available as an advance, income taxes, grants, interest, tuition, student fees, and charges for services.

2. Deferred Outflows of Resources and Deferred Inflows of Resources

In addition to assets, the government-wide statement of net position will report a separate section for deferred outflows of resources. Deferred outflows of resources, represents a consumption of net position that applies to a future period and will not be recognized as an outflow of resources (expense/expenditure) until then. For the District, deferred outflows of resources have been reported for the following two items related to the District's net pension liability: (1) the difference between expected and actual experience of the pension systems, and (2) the District's contributions to the pension systems subsequent to the measurement date.

In addition to liabilities, both the government-wide statement of net position and the governmental fund financial statements report a separate section for deferred inflows of resources. Deferred inflows of resources represent an acquisition of net position that applies to a future period and will not be recognized as an inflow of resources (revenue) until that time. For the District, deferred inflows of resources include property taxes, payments in lieu of taxes and unavailable revenue. Property taxes and payments in lieu of taxes represent amounts for which there is an enforceable legal claim as of June 30, 2015, but which were levied to finance fiscal year 2016 operations. These amounts have been recorded as a deferred inflow of resources on both the government-wide statement of net position and the governmental fund financial statements. Unavailable revenue is reported only on the governmental funds balance sheet, and represents receivables which will not be collected within the available period. For the District unavailable revenue includes, but is not limited to, delinquent property taxes and intergovernmental grants. These amounts are deferred and recognized as an inflow of resources in the period the amounts become available.

In addition, deferred outflows of resources include a deferred gain on debt refunding. A deferred gain on refunding results from the difference in the carrying value of refunded debt and its reacquisition price. This amount is deferred and amortized over the shorter of the life of the refunded or refunding debt.

**FAIRBORN CITY SCHOOL DISTRICT
GREENE COUNTY**

**NOTES TO THE BASIC FINANCIAL STATEMENTS
FOR THE FISCAL YEAR ENDED JUNE 30, 2015
(Continued)**

2. SUMMARY OF SIGNIFICANT ACCOUNTING POLICIES (Continued)

The District also reports a deferred inflow of resources for the net difference between projected and actual earnings on pension plan investments related to the District's net pension liability. This deferred inflow of resources is only reported on the government-wide statement of net position.

3. Expenses/Expenditures

On the accrual basis, expenses are recognized at the time they are incurred.

The measurement focus of governmental fund accounting is on decreases in net financial resources (expenditures) rather than expenses. Expenditures are generally recognized in the accounting period in which the related fund liability is incurred, if measurable. Allocations of cost, such as depreciation and amortization, are not recognized in governmental funds.

F. Budgetary Process

The budgetary process is prescribed by provisions of the Ohio Revised Code and entails the preparation of budgetary documents within an established timetable. The major documents prepared are the tax budget, the certificate of estimated resources, and the appropriation resolution, all of which are prepared on the budgetary basis of accounting. The certificate of estimated resources and the appropriations resolution are subject to amendment throughout the year with the legal restriction that appropriations cannot exceed estimated resources, as certified. All funds, other than the agency fund, are legally required to be budgeted and appropriated. The legal level of budgetary control for all funds is at the fund level. Any budgetary modifications at this level may only be made by resolution of the Board of Education.

1. Tax Budget

Prior to January 15, the Superintendent and Treasurer submit to the Board of Education a proposed operating budget for the fiscal year commencing the following July 1. The budget includes proposed expenditures and the means of financing for all funds. Public hearings are publicized and conducted to obtain taxpayers' comments. The express purpose of this budget document is to reflect the need for existing or increased tax rates. By no later than January 20, the Board-adopted budget is filed with the Greene County Budget Commission for rate determination.

2. Estimated Resources

The County Budget Commission certifies its actions to the District by March 1. As part of this certification, the District receives the official certificate of estimated resources which indicates the projected receipts of each fund. On or about July 1 this certificate is amended to include any unencumbered balances from the preceding fiscal year. Prior to June 30, the District must revise its budget so that the total contemplated expenditures from a fund during the ensuing fiscal year will not exceed the amount stated in the certificate of estimated resources. The revised budget then serves as the basis for the annual appropriation measure. Budgeted receipts as shown in the accompanying financial statements do not include July 1 unencumbered fund balances. However, those fund balances are available for appropriations.

**FAIRBORN CITY SCHOOL DISTRICT
GREENE COUNTY**

**NOTES TO THE BASIC FINANCIAL STATEMENTS
FOR THE FISCAL YEAR ENDED JUNE 30, 2015
(Continued)**

2. SUMMARY OF SIGNIFICANT ACCOUNTING POLICIES (Continued)

3. Appropriations

A temporary appropriation measure to control cash disbursements may be passed on or about July 1 of each year for the period July 1 to September 30. An annual appropriation measure must be passed by October 1 of each year for the period July 1 to June 30. The appropriation measure may be amended or supplemented during the year as new information becomes available. Appropriations may not exceed estimated resources.

4. Lapsing of Appropriations

The District is required to use the encumbrance method of accounting by virtue of Ohio law. Under this system, purchase orders, contracts and other commitments for the expenditure of funds are recorded in order to reserve the portion of the applicable appropriation. At the close of each fiscal year, the unencumbered balance of each appropriation reverts to the respective fund from which it was appropriated and becomes subject to future appropriations. The encumbered appropriation balance is carried forward to the succeeding fiscal year and need not be re-appropriated.

G. Equity in Pooled Cash and Investments

To improve cash management, cash received by the District is pooled. Individual fund integrity is maintained through the District's records. Each fund's interest in the pool is presented as "equity in pooled cash and investments" on the financial statements.

During fiscal year 2015, investments were limited to Federal Home Loan Bank (FHLB) securities, Federal National Mortgage Association (FNMA) securities, negotiable certificates of deposit (negotiable CDs), U.S. government money market mutual funds and investments in the State Treasury Asset Reserve of Ohio (STAR Ohio). Investments are reported at fair value which is based on quoted market prices.

The District has invested funds in STAR Ohio during fiscal year 2015. STAR Ohio is an investment pool managed by the State Treasurer's Office, which allows governments within the State to pool their funds for investment purposes. STAR Ohio is not registered with the SEC as an investment company, but does operate in a manner consistent with Rule 2a7 of the Investment Company Act of 1940. Investments in STAR Ohio are valued at STAR Ohio's share's price which is the price the investment could be sold for on June 30, 2015.

Under existing Ohio statutes, interest earnings are allotted to the general fund unless the Board of Education has, by resolution, specified funds to receive an allocation of interest earnings. Interest revenue credited to the general fund during fiscal year 2015 amounted to \$36,102 which includes \$4,080 assigned from other District funds.

For presentation on the balance sheet and statement of net position, investments of the cash management pool and investments with original maturities of three months or less at the time they are purchased by the District are considered to be cash equivalents. Investments with an initial maturity of more than three months are reported as investments.

An analysis of the District's investment account at fiscal year-end is provided in Note 4.

**FAIRBORN CITY SCHOOL DISTRICT
GREENE COUNTY**

**NOTES TO THE BASIC FINANCIAL STATEMENTS
FOR THE FISCAL YEAR ENDED JUNE 30, 2015
(Continued)**

2. SUMMARY OF SIGNIFICANT ACCOUNTING POLICIES (Continued)

H. Inventory

Inventories are presented at cost on a first-in, first-out basis and are expensed/expensed when used. Inventories are accounted for using the consumption method on the government-wide statements.

On the fund financial statements, reported material and supplies inventory is equally offset by a non-spendable fund balance in the governmental funds which indicates that it does not constitute available spendable resources even though it is a component of net current assets.

Inventory consists of expendable supplies held for consumption.

I. Capital Assets

General capital assets are those assets specifically related to governmental activities. These assets result from expenditures in the governmental funds. These assets are reported in the governmental activities column of the government-wide statement of net position, but are not reported in the fund financial statements.

All capital assets are capitalized at cost (or estimated historical cost) and updated for additions and retirements during the year. Donated capital assets are recorded at their fair market values as of the date received. The District maintains a capitalization threshold of \$5,000. The District does not possess any infrastructure. Improvements are capitalized; the costs of normal maintenance and repairs that do not add to the value of the asset or materially extend an asset's life are not.

All reported capital assets except land are depreciated. Improvements are depreciated over the remaining useful lives of the related capital assets. Depreciation is computed using the straight-line method over the following useful lives:

Description	Governmental Activities Estimated Lives
Buildings and improvements	20 - 40 years
Land improvements	15 - 20 years
Furniture, equipment and vehicles	5 - 20 years

J. Compensated Absences

Vacation benefits are accrued as a liability as the benefits are earned if the employees' rights to receive compensation are attributed to services already rendered and it is probable that the employer will compensate the employees for the benefits through paid time off or some other means. Sick leave benefits are accrued as a liability using the vesting method. The liability is based on the sick leave accumulated at June 30 by those employees who are eligible to receive termination payments and by those employees for whom it is probable they will become eligible to receive termination benefits in the future. The amount is based on accumulated sick leave and employees' wage rates at fiscal year-end, taking into consideration any limits specified in the District's termination policy.

**FAIRBORN CITY SCHOOL DISTRICT
GREENE COUNTY**

**NOTES TO THE BASIC FINANCIAL STATEMENTS
FOR THE FISCAL YEAR ENDED JUNE 30, 2015
(Continued)**

2. SUMMARY OF SIGNIFICANT ACCOUNTING POLICIES (Continued)

The District records a liability for accumulated unused vacation time when earned for all employees with more than one year of service. The District records a liability for accumulated unused sick leave for employees after ten years of service or at age fifty-five or upon retirement from STRS or SERS.

Expenditures or liabilities related to compensated absences are reported in governmental funds only if they are due for payment as matured leave payable. The entire liability is reported on the government-wide statement of net position.

K. Accrued Liabilities and Long-Term Obligations

All payables, accrued liabilities and long-term obligations are reported in the government-wide financial statements.

In general, governmental fund payables and accrued liabilities that, once incurred, are paid in a timely manner and in full from current financial resources are reported as obligations of the funds. However, compensated absences that will be paid from governmental funds are reported as a liability in the fund financial statements only to the extent that they are due for payment during the current year. Bonds and notes are recognized as a liability on the fund financial statements when due.

L. Interfund Activity

Exchange transactions between funds are reported as revenues in the seller funds and as expenditures/expenses in the purchaser funds. Flows of cash or goods from one fund to another without a requirement for repayment are reported as interfund transfers. Interfund transfers are reported as other financing sources/uses in governmental funds. Repayments from funds responsible for particular expenditures/expenses to the funds that initially paid for them are not presented on the financial statements.

On fund financial statements, receivables and payables resulting from short-term interfund loans are classified as "interfund receivables/payables". These amounts are eliminated in the governmental activities column on the statement of net position.

As a general rule the effect of interfund (internal) activity has been eliminated from the government-wide statement of activities. The interfund services provided and used are not eliminated in the process of consolidation.

M. Fund Balance

Fund balance is divided into five classifications based primarily on the extent to which the District is bound to observe constraints imposed upon the use of the resources in the governmental funds. The classifications are as follows:

Non-spendable - The non-spendable fund balance classification includes amounts that cannot be spent because they are not in spendable form or legally required to be maintained intact. The "not in spendable form" criterion includes items that are not expected to be converted to cash. It also includes the long-term amount of loans receivable.

**FAIRBORN CITY SCHOOL DISTRICT
GREENE COUNTY**

**NOTES TO THE BASIC FINANCIAL STATEMENTS
FOR THE FISCAL YEAR ENDED JUNE 30, 2015
(Continued)**

2. SUMMARY OF SIGNIFICANT ACCOUNTING POLICIES (Continued)

Restricted - Fund balance is reported as restricted when constraints are placed on the use of resources that are either externally imposed by creditors (such as through debt covenants), grantors, contributors, or laws or regulations of other governments, or imposed by law through constitutional provisions or enabling legislation.

Committed - The committed fund balance classification includes amounts that can be used only for the specific purposes imposed by a formal action (resolution) of the District Board of Education (the highest level of decision making authority). Those committed amounts cannot be used for any other purpose unless the District Board of Education removes or changes the specified use by taking the same type of action (resolution) it employed to previously commit those amounts. Committed fund balance also incorporates contractual obligations to the extent that existing resources in the fund have been specifically committed for use in satisfying those contractual requirements.

Assigned - Amounts in the assigned fund balance classification are intended to be used by the School District for specific purposes, but do not meet the criteria to be classified as restricted nor committed. In governmental funds other than the general fund, assigned fund balance represents the remaining amount that is not restricted or committed. In the general fund, assigned amounts represent intended uses established by policies of the District Board of Education, which includes giving the Treasurer the authority to constrain monies for intended purposes.

Unassigned - Unassigned fund balance is the residual classification for the general fund and includes all spendable amounts not contained in the other classifications. In other governmental funds, the unassigned classification is only used to report a deficit fund balance resulting from overspending for specific purposes for which amounts had been restricted, committed, or assigned.

The District applies restricted resources first when expenditures are incurred for purposes for which restricted and unrestricted (committed, assigned, and unassigned) fund balance is available. Similarly, within unrestricted fund balance, committed amounts are reduced first followed by assigned, and then unassigned amounts when expenditures are incurred for purposes for which amounts in any of the unrestricted fund balance classifications could be used.

N. Net Position

Net position represents the difference between assets, deferred outflows of resources, liabilities and deferred inflows of resources. Net investment in capital assets consists of capital assets, net of accumulated depreciation, reduced by the outstanding balances of any borrowings used for the acquisition, construction or improvement of those assets. Net position is reported as restricted when there are limitations imposed on its use either through the enabling legislation adopted by the District or through external restrictions imposed by creditors, grantors or laws or regulations of other governments.

The District applies restricted resources when an expense is incurred for purposes for which both restricted and unrestricted net position are available. Of the District's \$2,745,402 in restricted net position, none were restricted by enabling legislation.

**FAIRBORN CITY SCHOOL DISTRICT
GREENE COUNTY**

**NOTES TO THE BASIC FINANCIAL STATEMENTS
FOR THE FISCAL YEAR ENDED JUNE 30, 2015
(Continued)**

2. SUMMARY OF SIGNIFICANT ACCOUNTING POLICIES (Continued)

O. Estimates

The preparation of financial statements in conformity with GAAP requires management to make estimates and assumptions that affect the amounts reported in the financial statements and accompanying notes. Actual results may differ from those estimates.

P. Issuance Costs/Bond Premiums and Discounts and Accounting Gain or Loss on Debt Refunding

On the governmental fund financial statements, issuance costs, bond premiums, bond discounts, and deferred charges from debt refunding are recognized in the current period.

On the government-wide financial statements, issuance costs are recognized in the current period and are not amortized. Bond premiums and discounts are amortized over the term of the bonds using the straight-line method. Unamortized bond premiums are presented as an addition to the face amount of the bonds reported on the statement of net position. Unamortized bond discounts are presented as a reduction to the face amount of the bonds reported on the statement of net position. The reconciliation between the bonds face value and the amount reported on the statement of net position is presented in Note 9.

For advance refunding resulting in the defeasance of debt, the difference between the reacquisition price and the net carrying amount of the old debt is deferred and amortized as a component of interest expense. This accounting gain or loss is amortized over the remaining life of the old debt or the life of the new debt, whichever is shorter, and is presented as a deferred inflow of resources.

Q. Non-Public Schools

Within the District boundaries are various non-public schools. Current state legislation provides funding to these non-public schools. These monies are received and disbursed on behalf of the non-public schools by the Treasurer of the District, as directed by the non-public school. The fiduciary responsibility of the District for these monies is reflected in a non-major governmental fund for financial reporting purposes.

R. Pensions

For purposes of measuring the net pension liability, deferred outflows of resources and deferred inflows of resources related to pensions, and pension expense, information about the fiduciary net position of the pension plans and additions to/deductions from their fiduciary net position have been determined on the same basis as they are reported by the pension systems. For this purpose, benefit payments (including refunds of employee contributions) are recognized when due and payable in accordance with the benefit terms. The pension systems report investments at fair value.

**FAIRBORN CITY SCHOOL DISTRICT
GREENE COUNTY**

**NOTES TO THE BASIC FINANCIAL STATEMENTS
FOR THE FISCAL YEAR ENDED JUNE 30, 2015
(Continued)**

3. ACCOUNTABILITY AND COMPLIANCE

A. Change in Accounting Principles/Restatement of Net Position

For fiscal year 2015, the District has implemented GASB Statement No. 68, "Accounting and Financial Reporting for Pensions - an Amendment of GASB Statement No. 27", GASB Statement No. 69 "Government Combinations and Disposals of Government Operations", and GASB Statement No. 71, "Pension Transition for Contributions Made Subsequent to the Measurement Date - an Amendment of GASB Statement No. 68".

GASB Statement No. 69 establishes accounting and financial reporting standards related to government combinations and disposals of government operations. The Statement improves the decision usefulness of financial reporting by requiring that disclosures be made by governments about combination arrangements in which they engage and for disposals of government operations. The implementation of GASB Statement No. 69 did not have an effect on the financial statements of the District.

GASB Statement No. 68 improves the accounting and financial reporting by state and local governments for pensions. It also improves information provided by state and local governmental employers about financial support for pensions that is provided by other entities. The implementation of GASB Statement No. 68 affected the District's pension plan disclosures, as presented in Note 11 to the financial statements, and added required supplementary information which is presented on pages 61 - 68.

GASB Statement No. 71 improves the accounting and financial reporting by addressing an issue in GASB Statement No. 68, concerning transition provisions related to certain pension contributions made to defined benefit pension plans prior to implementation of that Statement by employers and non-employer contributing entities.

A net position restatement is required in order to implement GASB Statement No 68 and 71. In addition, the District had an appraisal of its capital assets. A prior period adjustment is required to correct for errors and omissions in the amounts previously reported. The governmental activities at July 1, 2014 have been restated as follows:

	Governmental Activities
Net position as previously reported	\$3,499,513
Restatement of capital assets	2,789,213
Implementation of GASB 68 and 71:	
Deferred outflows - payments subsequent to measurement date	3,071,766
Net pension liability	(61,786,368)
Restated net position at July 1, 2014	(\$52,425,876)

Other than employer contributions subsequent to the measurement date, the District made no restatement for deferred inflows/outflows of resources as the information needed to generate these restatements was not available. The restatement had no effect on fund balances.

**FAIRBORN CITY SCHOOL DISTRICT
GREENE COUNTY**

**NOTES TO THE BASIC FINANCIAL STATEMENTS
FOR THE FISCAL YEAR ENDED JUNE 30, 2015
(Continued)**

3. ACCOUNTABILITY AND COMPLIANCE (Continued)

B. Deficit Fund Balances

Fund balances at June 30, 2015 included the following individual fund deficits:

Non-major funds:	Deficit
Auxillary services	\$1,781
Public school preschool	476
IDEA Part B grant	3,931
EHA preschool grant	141
Total	<u>\$6,329</u>

The general fund is liable for any deficit in this fund and provides transfers when cash is required, not when accruals occur. The deficit fund balance resulted from adjustments for accrued liabilities.

4. DEPOSITS AND INVESTMENTS

State statutes classify monies held by the District into three categories.

Active deposits are public deposits necessary to meet current demands on the treasury. Such monies must be maintained either as cash in the District treasury, in commercial accounts payable or withdrawable on demand, including negotiable order of withdrawal (NOW) accounts, or in money market deposit accounts.

Inactive deposits are public deposits that the Board of Education has identified as not required for use within the current five year period of designation of depositories. Inactive deposits must either be evidenced by certificates of deposit maturing not later than the end of the current period of designation of depositories, or by savings or deposit accounts including, but not limited to, passbook accounts.

Interim deposits are deposits of interim monies. Interim monies are those monies which are not needed for immediate use, but which will be needed before the end of the current period of designation of depositories.

Interim deposits must be evidenced by time certificates of deposit maturing not more than one year from the date of deposit or by savings or deposit accounts including passbook accounts.

Interim monies may be deposited or invested in the following securities:

1. United States Treasury Notes, Bills, Bonds, or any other obligation or security issued by the United States Treasury or any other obligation guaranteed as to principal and interest by the United States;
2. Bonds, notes, debentures, or any other obligations or securities issued by any federal government agency or instrumentality, including, but not limited to, the Federal National Mortgage Association, Federal Home Loan Bank, Federal Farm Credit Bank, Federal Home Loan Mortgage Corporation, Government National Mortgage Association, and Student Loan Marketing Association. All federal agency securities shall be direct issuances of federal government agencies or instrumentalities;

**FAIRBORN CITY SCHOOL DISTRICT
GREENE COUNTY**

**NOTES TO THE BASIC FINANCIAL STATEMENTS
FOR THE FISCAL YEAR ENDED JUNE 30, 2015
(Continued)**

4. DEPOSITS AND INVESTMENTS (Continued)

3. Written repurchase agreements in the securities listed above provided that the market value of the securities subject to the repurchase agreement must exceed the principal value of the agreement by at least two percent and be marked to market daily, and that the term of the agreement must not exceed thirty days;
4. Bonds and other obligations of the State of Ohio;
5. No-load money market mutual funds consisting exclusively of obligations described in items (1) and (2) above and repurchase agreements secured by such obligations, provided that investments in securities described in this division are made only through eligible institutions;
6. The State Treasurer's investment pool (STAR Ohio);
7. Certain banker's acceptance and commercial paper notes for a period not to exceed one-hundred-eighty days from the purchase date in an amount not to exceed twenty-five percent of the interim monies available for investment at any one time; and,
8. Under limited circumstances, corporate debt interests rated in either of the two highest classifications by at least two nationally recognized rating agencies.

Protection of the District's deposits is provided by the Federal Deposit Insurance Corporation (FDIC), by eligible securities pledged by the financial institution as security for repayment, by surety company bonds deposited with the Treasurer by the financial institution or by a single collateral pool established by the financial institution to secure the repayment of all public monies deposited with the institution.

Investments in stripped principal or interest obligations, reverse repurchase agreements and derivatives are prohibited. The issuance of taxable notes for the purpose of arbitrage, the use of leverage and short selling are also prohibited. An investment must mature within five years from the date of purchase unless matched to a specific obligation or debt of the District, and must be purchased with the expectation that it will be held to maturity. Investments may only be made through specified dealers and institutions. Payment for investments may be made only upon delivery of the securities representing the investments to the Treasurer or, if the securities are not represented by a certificate, upon receipt of confirmation of transfer from the custodian.

A. Cash on Hand

At year end, the District had \$650 in un-deposited cash on hand which is included on the financial statements of the District as part of "equity in pooled cash and investments".

B. Deposits with Financial Institutions

At June 30, 2015, the carrying amount of all District deposits was \$5,170,757. Based on the criteria described in GASB Statement No. 40, "Deposits and Investment Risk Disclosures", as of June 30, 2015, \$1,612,347 of the District's bank balance of \$5,181,738 was exposed to custodial risk as discussed below, while \$3,569,391 was covered by the FDIC.

**FAIRBORN CITY SCHOOL DISTRICT
GREENE COUNTY**

**NOTES TO THE BASIC FINANCIAL STATEMENTS
FOR THE FISCAL YEAR ENDED JUNE 30, 2015
(Continued)**

4. DEPOSITS AND INVESTMENTS (Continued)

Custodial credit risk is the risk that, in the event of bank failure, the District's deposits may not be returned. All deposits are collateralized with eligible securities in amounts equal to at least 105% of the carrying value of the deposits. Such collateral, as permitted by the Ohio Revised Code, is held in single financial institution collateral pools at Federal Reserve Banks, or at member banks of the federal reserve system, in the name of the respective depository bank and pledged as a pool of collateral against all of the public deposits it holds or as specific collateral held at the Federal Reserve Bank in the name of the District. The District has no deposit policy for custodial credit risk beyond the requirements of State statute. Although the securities were held by the pledging institutions' trust department and all statutory requirements for the deposit of money had been followed, noncompliance with federal requirements could potentially subject the District to a successful claim by the FDIC.

C. Investments

As of June 30, 2015, the District had the following investment and maturity:

<u>Investment type</u>	<u>Fair Value</u>	<u>Investment Maturities</u>				
		<u>6 months or less</u>	<u>7 to 12 months</u>	<u>13 to 18 months</u>	<u>19 to 24 months</u>	<u>Greater Than 24 months</u>
FHLB	\$749,543					\$749,543
FNMA	985,250					985,250
Negotiable CDs	1,753,821	\$250,110		\$503,153	\$250,585	749,973
U.S government money market mutual fund	34,186	34,186				
STAR Ohio	6,281,195	6,281,195				
Total	\$9,803,995	\$6,565,491	\$0	\$503,153	\$250,585	\$2,484,766

The weighted average maturity of investments is 1.05 years.

Interest Rate Risk: As a means of limiting its exposure to fair value losses arising from rising interest rates and according to State law, the District's investment policy limits investment portfolio maturities to five years or less. The District's investment policy also requires that the investment portfolio be structured so that securities mature to meet cash requirements for ongoing operations and/or long-term debt payments. The stated intent of the policy is to avoid the need to sell securities prior to maturity.

Credit Risk: The District's investments in federal agency securities were rated AA+ and Aaa by Standard & Poor's and Moody's Investor Services, respectively. STAR Ohio and the U.S. government money market mutual funds were rated AAAm by Standard & Poor's. The District has no investment policy that would further limit its investment choices.

Custodial Credit Risk: For an investment, custodial credit risk is the risk that, in the event of the failure of the counterparty, the District will not be able to recover the value of its investments or collateral securities that are in the possession of an outside party. The federal agency securities are exposed to custodial credit risk in that they are uninsured, unregistered and held by the counterparty's trust department or agent, but not in the District's name. The District has no investment policy dealing with investment custodial risk beyond the requirement in State statute that prohibits payment for investments prior to the delivery of the securities representing such investments to the treasurer or qualified trustee.

**FAIRBORN CITY SCHOOL DISTRICT
GREENE COUNTY**

**NOTES TO THE BASIC FINANCIAL STATEMENTS
FOR THE FISCAL YEAR ENDED JUNE 30, 2015
(Continued)**

4. DEPOSITS AND INVESTMENTS (Continued)

Concentration of Credit Risk: The District places no limit on the amount that may be invested in any one issuer. The following table includes the percentage of each investment type held by the District at June 30, 2015:

<u>Investment type</u>	<u>Fair Value</u>	<u>% of Total</u>
FHLB	\$749,543	7.65
FNMA	985,250	10.05
Negotiable CDs	1,753,821	17.89
U.S government money market mutual fund	34,186	0.35
STAR Ohio	6,281,195	64.06
	<u>\$9,803,995</u>	<u>100.00</u>

D. Reconciliation of Cash and Investments to the Statement of Activities

The following is a reconciliation of cash and investments as reported in the note above to cash and investments as reported on the statement of net position as of June 30, 2015:

Cash and investments per note:

Carrying amount of deposits	\$5,170,757
Investments	9,803,995
Cash on hand	650
Total	<u>\$14,975,402</u>

Cash and investments per statement of net position:

Governmental activities	\$14,858,155
Agency funds	117,247
Total	<u>\$14,975,402</u>

5. RECEIVABLES

Receivables at June 30, 2015 consisted of property taxes, income taxes, payments in lieu of taxes, accounts (billings for user charged services and student fees), accrued interest and intergovernmental grants. All receivables are considered collectible in full due to the ability to foreclose for the nonpayment of taxes, the stable condition of State programs and the current year guarantee of federal funds. A summary of the principal items of receivables reported on the statement of net position follows:

Governmental activities:

Property taxes	\$19,643,228
Income taxes	1,330,081
Payment in lieu of taxes	241,410
Accounts	37,729
Accrued interest	11,691
Intergovernmental	572,152
Total	<u>\$21,836,291</u>

Receivables have been disaggregated on the face of the basic financial statements. All receivables are expected to be collected in the subsequent year.

**FAIRBORN CITY SCHOOL DISTRICT
GREENE COUNTY**

**NOTES TO THE BASIC FINANCIAL STATEMENTS
FOR THE FISCAL YEAR ENDED JUNE 30, 2015
(Continued)**

6. INCOME TAXES

The District levies a voted tax of .50% for general operations on the income of residents and of estates. The tax was first approved in 1990. Employers of residents are required to withhold income tax on compensation and remit the tax to the State. Taxpayers are required to file an annual return. The State makes quarterly distributions to the District after withholding amounts for administrative fees and estimated refunds. Income tax revenue is credited to the general fund.

7. PROPERTY TAXES

Property taxes are levied and assessed on a calendar year basis while the District fiscal year runs from July through June. First half tax collections are received by the District in the second half of the fiscal year. Second half tax distributions occur in the first half of the following fiscal year.

Property taxes include amounts levied against all real property and public utility property. Real property tax revenues received in calendar year 2015 represent the collection of calendar year 2014 taxes. Real property taxes received in calendar year 2015 were levied after April 1, 2014, on the assessed values as of January 1, 2014, the lien date. Assessed values for real property taxes are established by State statute at 35 percent of appraised market value. Real property taxes are payable annually or semiannually. If paid annually, payment is due December 31; if paid semiannually, the first payment is due December 31, with the remainder payable by June 20. Under certain circumstances, State statute permits alternate payment dates to be established. Public utility property tax revenues received in calendar year 2015 represent the collection of calendar year 2014 taxes. Public utility real and personal property taxes received in calendar year 2015 became a lien on December 31, 2013, were levied after April 1, 2014, and are collected with real property taxes. Public utility real property is assessed at 35 percent of true value; public utility tangible personal property is currently assessed at varying percentages of true value.

The District receives property taxes from Greene, Montgomery and Clark Counties. The County Auditors periodically advances to the District its portion of the taxes collected. Second-half real property tax payments collected by the County by June 30, 2015, are available to finance fiscal year 2015 operations. The amount available as an advance at June 30, 2015 was \$1,223,138 in the general fund and \$94,781 in the debt service fund (a non-major governmental fund). This amount is recorded as revenue. The amount available for advance at June 30, 2014 was \$1,641,179 in the general fund and \$132,518 in the debt service fund (a non-major governmental fund). The amount of second-half real property taxes available for advance at fiscal year-end can vary based on the date the tax bills are sent.

Accrued property taxes receivable includes real property, public utility property and delinquent tangible personal property taxes which are measurable as of June 30, 2015 and for which there is an enforceable legal claim. Although total property tax collections for the next fiscal year are measurable, only the amount of real property taxes available as an advance at June 30 was levied to finance current fiscal year operations and is reported as revenue at fiscal year-end. The portion of the receivable not levied to finance current fiscal year operations is offset by a credit to deferred inflows.

On the accrual basis of accounting, collectible delinquent property taxes have been recorded as a receivable and revenue, while on a modified accrual basis of accounting the revenue has been reported as a deferred inflow.

**FAIRBORN CITY SCHOOL DISTRICT
GREENE COUNTY**

**NOTES TO THE BASIC FINANCIAL STATEMENTS
FOR THE FISCAL YEAR ENDED JUNE 30, 2015
(Continued)**

7. PROPERTY TAXES (Continued)

The assessed values upon which the fiscal year 2015 taxes were collected are:

	2014 Second Half Collections		2015 First Half Collections	
	Amount	Percent	Amount	Percent
Agricultural/residential and other real estate	\$592,073,150	97.80	\$576,450,780	96.77
Public utility personal	19,301,560	2.20	19,251,570	3.23
Total	<u>\$611,374,710</u>	<u>100.00</u>	<u>\$595,702,350</u>	<u>100.00</u>
Tax rate per \$1,000 of assessed valuation	\$52.65		\$52.65	

8. CAPITAL ASSETS

During fiscal year 2015, the District had an appraisal of its capital assets. A restatement is required to correct for errors and omissions in the amounts previously reported.

	Balance 06/30/14	Restatement	Restated Balance 07/01/14
Governmental activities:			
Capital assets, not being depreciated:			
Land	\$299,675		\$299,675
Total capital assets, not being depreciated	<u>299,675</u>		<u>299,675</u>
Capital assets, being depreciated:			
Land improvements	7,501,195	\$535,054	8,036,249
Building and improvements	27,948,179	(934,400)	27,013,779
Furniture, equipment and vehicles	9,421,268	615,873	10,037,141
Total capital assets, being depreciated	<u>44,870,642</u>	<u>216,527</u>	<u>45,087,169</u>
Less: accumulated depreciation:			
Land improvements	(5,159,525)	(297,624)	(5,457,149)
Building and improvements	(21,713,999)	439,301	(21,274,698)
Furniture, equipment and vehicles	(8,523,298)	2,431,009	(6,092,289)
Total accumulated depreciation	<u>(35,396,822)</u>	<u>2,572,686</u>	<u>(32,824,136)</u>
Governmental activities capital assets, net	<u>\$9,773,495</u>	<u>\$2,789,213</u>	<u>\$12,562,708</u>

The following capital asset activity occurred during fiscal year 2015:

**FAIRBORN CITY SCHOOL DISTRICT
GREENE COUNTY**

**NOTES TO THE BASIC FINANCIAL STATEMENTS
FOR THE FISCAL YEAR ENDED JUNE 30, 2015
(Continued)**

8. CAPITAL ASSETS (Continued)

	Restated Balance 07/01/14	Additions	Deletions	Balance 06/30/15
Governmental activities:				
Capital assets, not being depreciated:				
Land	\$299,675			\$299,675
Total capital assets, not being depreciated	<u>299,675</u>			<u>299,675</u>
Capital assets, being depreciated:				
Land improvements	8,036,249			8,036,249
Building and improvements	27,013,779			27,013,779
Furniture, equipment and vehicles	10,037,141	\$918,328		10,955,469
Total capital assets, being depreciated	<u>45,087,169</u>	<u>918,328</u>		<u>46,005,497</u>
Less: accumulated depreciation:				
Land improvements	(5,457,149)	(415,691)		(5,872,840)
Building and improvements	(21,274,698)	(618,259)		(21,892,957)
Furniture, equipment and vehicles	(6,092,289)	(682,458)		(6,774,747)
Total accumulated depreciation	<u>(32,824,136)</u>	<u>(1,716,408)</u>		<u>(34,540,544)</u>
Governmental activities capital assets, net	<u>\$12,562,708</u>	<u>(\$798,080)</u>	<u>\$0</u>	<u>\$11,764,628</u>

Depreciation expense was charged to governmental functions as follows:

Instruction:	
Regular	\$559,042
Special	204,265
Other	77,527
Support service:	
Pupil	61,248
Instructional staff	144,689
Board of education	1,589
Administration	69,701
Fiscal	17,368
Business	6,179
Operations and maintenance	101,773
Pupil transportation	331,664
Central	10,664
Operation of non-instructional services:	
Food service operations	70,087
Other non-instructional services	2,231
Extracurricular activities	58,381
Total depreciation expense	<u>\$1,716,408</u>

9. LONG-TERM OBLIGATIONS

The District's long-term obligations have been restated as described in Note 3.A. The changes in the District's long-term obligations during the year consist of the following:

**FAIRBORN CITY SCHOOL DISTRICT
GREENE COUNTY**

**NOTES TO THE BASIC FINANCIAL STATEMENTS
FOR THE FISCAL YEAR ENDED JUNE 30, 2015
(Continued)**

9. LONG-TERM OBLIGATIONS (Continued)

Governmental Activities:	Restated Balance 06/30/14	Increases	Decreases	Balance 06/30/15	Amount Due Within One Year
General Obligation Bonds:					
Series 2006 refunding bonds					
Current interest bonds, 4-5.25%	\$13,005,000		(\$12,170,000)	\$835,000	\$835,000
Capital appreciation bonds	41,011		(41,011)		
Accretion of interest	655,253	\$133,736	(788,989)		
Unamortized premium	976,636		(976,636)		
Series 2015 refunding bonds					
Current interest bonds, 0.75 - 3.5%		12,000,000		12,000,000	165,000
Capital appreciation bonds		169,940		169,940	
Unamortized premium		745,386		745,386	
Total general obligation bonds	14,677,900	13,049,062	(13,976,636)	13,750,326	1,000,000
Net pension liability:					
STRS	50,850,306		(8,161,769)	42,688,537	-
SERS	10,936,062		(1,628,886)	9,307,176	-
Total net pension liability	61,786,368		(9,790,655)	51,995,713	-
Compensated Absences	3,596,159	149,770	(618,562)	3,127,367	552,301
Total Long-Term Obligations	\$80,060,427	\$13,198,832	(\$24,385,853)	\$68,873,406	\$1,552,301

Compensated absences will be paid from the fund from which the employee is paid which, for the District, is primarily the general fund.

See Note 11 for further information on the District's net pension liability. The District pays obligations related to employee compensation from the fund benefitting from their service.

All general obligation bonds will be repaid from property taxes in the debt service fund.

A. Series 2006 Refunding General Obligation Bonds

On May 1, 2006, the District issued general obligation bonds (Series 2006 refunding bonds) to advance refund the callable of the Series 2000 school improvement bonds that were issued on August 1, 2000. The Series 2000 school improvement bonds are considered defeased, (in-substance) and accordingly has been removed from the statement of net position. On June 17, 2015, \$12,170,000 of the Series 2006 refunding bonds were advance refunded with the issuance of the Series 2015 refunding bonds (see below). The remaining portion of the Series 2006 refunding bonds there were not refunded total \$835,000. These bonds mature on December 1, 2015.

B. Series 2015 Refunding General Obligation Bonds

On June 17, 2015, the District issued \$12,169,940 of general obligation bonds (Series 2015 refunding bonds) to advance refund the callable of the Series 2006 refunding general obligation bonds. The refunded debt is considered defeased (in-substance) and accordingly, has been removed from the statement of net position. The balance of the refunded Series 2006 general obligation bonds at June 30, 2015, is \$12,170,000.

**FAIRBORN CITY SCHOOL DISTRICT
GREENE COUNTY**

**NOTES TO THE BASIC FINANCIAL STATEMENTS
FOR THE FISCAL YEAR ENDED JUNE 30, 2015
(Continued)**

9. LONG-TERM OBLIGATIONS (Continued)

The refunding issue is comprised of both current interest bonds serial bonds, par value \$12,000,000, and capital appreciation bonds par value \$169,940. The interest rates on the current interest bonds range from 0.75% - 3.5%. The capital appreciation bonds mature on December 1, 2021 (effective interest rate 30.33%) at a redemption price equal to 100% of the principal, plus accrued interest to the redemption date. The accreted value at maturity for the capital appreciation bonds is \$1,175,000. No accreted interest has been included in the statement of net position at June 30, 2015.

Interest payments on the current interest bonds are due on June 1 and December 1 of each year. The final maturity stated in the issue is December 1, 2026.

The net carrying amount of the old debt (including unamortized premiums removed upon refunding) exceeded the reacquisition price by \$334,877. This deferred gain on refunding is amortized over the remaining life of the refunded debt, which is equal to the life of the new debt issued. The unamortized portion of the deferred gain is reported as a deferred inflow on the statement of net position.

The annual requirements to amortize all debt outstanding as of June 30, 2015 are as follows:

Fiscal Year Ending June 30,	General Obligation Bonds			Capital Appreciation Bonds		
	Principal	Interest	Total	Principal	Interest	Total
2016	\$1,000,000	\$292,891	\$1,292,891			
2017	1,095,000	282,154	1,377,154			
2018	1,100,000	271,175	1,371,175			
2019	1,110,000	255,970	1,365,970			
2020	1,150,000	235,590	1,385,590			
2021 - 2025	4,760,000	843,084	5,603,084	\$169,940	\$1,005,060	\$1,175,000
2026 - 2028	2,620,000	91,110	2,711,110			
Total	<u>\$12,835,000</u>	<u>\$2,271,974</u>	<u>\$15,106,974</u>	<u>\$169,940</u>	<u>\$1,005,060</u>	<u>\$1,175,000</u>

C. Legal Debt Margin

The Ohio Revised Code provides that voted net general obligation debt of the District shall never exceed 9% of the total assessed valuation of the District. The code further provides that un-voted indebtedness shall not exceed 1/10 of 1% of the property valuation of the District. The code additionally states that un-voted indebtedness related to energy conservation debt shall not exceed 9/10 of 1% of the property valuation of the District. The assessed valuation use in determining the District's legal debt margin has been modified by House Bill 530 which became effective March 30, 2006. In accordance with House Bill 530, the assessed valuation used in the District's legal debt margin calculation excluded tangible personal property used in business, telephone or telegraph property, interexchange telecommunications company property, and personal property owned or leased by a railroad company and used in railroad operations. The effects of these debt limitations at June 30, 2015, are a voted debt margin of \$41,651,902 (including available funds of \$1,043,630), and an un-voted debt margin of \$595,702.

10. RISK MANAGEMENT

The District is exposed to various risks related to torts, theft of, damage to, and destruction of assets, error and omissions, injuries to employees and natural disasters. During fiscal year 2015, the District carried property and general liability insurance and boiler and machinery insurance.

**FAIRBORN CITY SCHOOL DISTRICT
GREENE COUNTY**

**NOTES TO THE BASIC FINANCIAL STATEMENTS
FOR THE FISCAL YEAR ENDED JUNE 30, 2015
(Continued)**

10. RISK MANAGEMENT (Continued)

Professional liability is protected by Arthur J. Gallagher, with \$1,000,000 each occurrence, and \$3,000,000 in annual aggregate limit. An additional “umbrella” policy through Genesis Insurance Company has \$5,000,000 per occurrence and \$5,000,000 aggregate limit.

The District contracted with Arthur J. Gallagher for building and property insurance. Commercial property is insured at a limit of \$133,607,304 with a \$1,000 deductible on everything except boiler and machinery that have a \$3,500 deductible.

Automobile liability is covered by Selective Insurance Company for replacement cost with a \$1,000 comprehensive deductible, \$1,000 collision deductible, and combined single limit each accident of \$1,000,000.

Settled claims have not exceeded this commercial coverage in any of the past three years, and there has been no significant reduction in insurance coverage from last year.

11. DEFINED BENEFIT PENSION PLANS

A. Net Pension Liability

The net pension liability reported on the statement of net position represents a liability to employees for pensions. Pensions are a component of exchange transactions—between an employer and its employees—of salaries and benefits for employee services. Pensions are provided to an employee—on a deferred-payment basis—as part of the total compensation package offered by an employer for employee services each financial period. The obligation to sacrifice resources for pensions is a present obligation because it was created as a result of employment exchanges that already have occurred.

The net pension liability represents the District’s proportionate share of each pension plan’s collective actuarial present value of projected benefit payments attributable to past periods of service, net of each pension plan’s fiduciary net position. The net pension liability calculation is dependent on critical long-term variables, including estimated average life expectancies, earnings on investments, cost of living adjustments and others. While these estimates use the best information available, unknowable future events require adjusting this estimate annually.

Ohio Revised Code limits the District’s obligation for this liability to annually required payments. The District cannot control benefit terms or the manner in which pensions are financed; however, the District does receive the benefit of employees’ services in exchange for compensation including pension.

GASB 68 assumes the liability is solely the obligation of the employer, because (1) they benefit from employee services; and (2) State statute requires all funding to come from these employers. All contributions to date have come solely from these employers (which also includes costs paid in the form of withholdings from employees). State statute requires the pension plans to amortize unfunded liabilities within 30 years. If the amortization period exceeds 30 years, each pension plan’s board must propose corrective action to the State legislature. Any resulting legislative change to benefits or funding could significantly affect the net pension liability. Resulting adjustments to the net pension liability would be effective when the changes are legally enforceable.

**FAIRBORN CITY SCHOOL DISTRICT
GREENE COUNTY**

**NOTES TO THE BASIC FINANCIAL STATEMENTS
FOR THE FISCAL YEAR ENDED JUNE 30, 2015
(Continued)**

11. DEFINED BENEFIT PENSION PLANS (Continued)

The proportionate share of each plan's unfunded benefits is presented as a long-term *net pension liability* on the accrual basis of accounting. Any liability for the contractually-required pension contribution outstanding at the end of the year is included in *pension and postemployment benefits payable* on both the accrual and modified accrual bases of accounting.

B. Plan Description - School Employees Retirement System (SERS)

Plan Description –District non-teaching employees participate in SERS, a cost-sharing multiple-employer defined benefit pension plan administered by SERS. SERS provides retirement, disability and survivor benefits, annual cost-of-living adjustments, and death benefits to plan members and beneficiaries. Authority to establish and amend benefits is provided by Ohio Revised Code Chapter 3309. SERS issues a publicly available, stand-alone financial report that includes financial statements, required supplementary information and detailed information about SERS' fiduciary net position. That report can be obtained by visiting the SERS website at www.ohsers.org under Employers/Audit Resources.

Age and service requirements for retirement are as follows:

	Eligible to Retire on or before August 1, 2017 *	Eligible to Retire after August 1, 2017
Full Benefits	Any age with 30 years of service credit	Age 67 with 10 years of service credit; or Age 57 with 30 years of service credit
Actuarially Reduced Benefits	Age 60 with 5 years of service credit Age 55 with 25 years of service credit	Age 62 with 10 years of service credit; or Age 60 with 25 years of service credit

* Members with 25 years of service credit as of August 1, 2017, will be included in this plan.

Annual retirement benefits are calculated based on final average salary multiplied by a percentage that varies based on year of service; 2.2 percent for the first thirty years of service and 2.5 percent for years of service credit over 30. Final average salary is the average of the highest three years of salary.

One year after an effective benefit date, a benefit recipient is entitled to a three percent cost-of-living adjustment (COLA). This same COLA is added each year to the base benefit amount on the anniversary date of the benefit.

Funding Policy – Plan members are required to contribute 10 percent of their annual covered salary and the District is required to contribute 14 percent of annual covered payroll. The contribution requirements of plan members and employers are established and may be amended by the SERS' Retirement Board up to statutory maximum amounts of 10 percent for plan members and 14 percent for employers. The Retirement Board, acting with the advice of the actuary, allocates the employer contribution rate among four of the System's funds (Pension Trust Fund, Death Benefit Fund, Medicare B Fund, and Health Care Fund). For the fiscal year ended June 30, 2015, the allocation to pension, death benefits, and Medicare B was 13.18 percent. The remaining 0.82 percent of the 14 percent employer contribution rate was allocated to the Health Care Fund.

The District's contractually required contribution to SERS was \$728,455 for fiscal year 2015.

**FAIRBORN CITY SCHOOL DISTRICT
GREENE COUNTY**

**NOTES TO THE BASIC FINANCIAL STATEMENTS
FOR THE FISCAL YEAR ENDED JUNE 30, 2015
(Continued)**

11. DEFINED BENEFIT PENSION PLANS (Continued)

C. Plan Description - State Teachers Retirement System (STRS)

Plan Description – District licensed teachers and other faculty members participate in STRS Ohio, a cost-sharing multiple-employer public employee retirement system administered by STRS. STRS provides retirement and disability benefits to members and death and survivor benefits to beneficiaries. STRS issues a stand-alone financial report that includes financial statements, required supplementary information and detailed information about STRS' fiduciary net position. That report can be obtained by writing to STRS, 275 E. Broad St., Columbus, OH 43215-3771, by calling (888) 227-7877, or by visiting the STRS Web site at www.strsoh.org.

New members have a choice of three retirement plans; a Defined Benefit (DB) Plan, a Defined Contribution (DC) Plan and a Combined Plan. Benefits are established by Ohio Revised Code Chapter 3307. The DB plan offers an annual retirement allowance based on final average salary multiplied by a percentage that varies based on years of service. Effective August 1, 2015, the calculation will be 2.2 percent of final average salary for the five highest years of earnings multiplied by all years of service. With certain exceptions, the basic benefit is increased each year by two percent of the original base benefit. For members retiring August 1, 2013, or later, the first two percent is paid on the fifth anniversary of the retirement benefit. Members are eligible to retire at age 60 with five years of qualifying service credit, or age 55 with 25 years of service, or 30 years of service regardless of age. Age and service requirements for retirement will increase effective August 1, 2015, and will continue to increase periodically until they reach age 60 with 35 years of service or age 65 with five years of service on August 1, 2026.

The DC Plan allows members to place all their member contributions and 9.5 percent of the 14 percent employer contributions into an investment account. Investment allocation decisions are determined by the member. The remaining 4.5 percent of the 14 percent employer rate is allocated to the defined benefit unfunded liability. A member is eligible to receive a retirement benefit at age 50 and termination of employment. The member may elect to receive a lifetime monthly annuity or a lump sum withdrawal.

The Combined Plan offers features of both the DB Plan and the DC Plan. In the Combined Plan, member contributions are allocated among investment choices by the member, and employer contributions are used to fund the defined benefit payment at a reduced level from the regular DB Plan. The defined benefit portion of the Combined Plan payment is payable to a member on or after age 60 with five years of services. The defined contribution portion of the account may be taken as a lump sum payment or converted to a lifetime monthly annuity at age 50.

New members who choose the DC plan or Combined Plan will have another opportunity to reselect a permanent plan during their fifth year of membership. Members may remain in the same plan or transfer to another STRS plan. The optional annuitization of a member's defined contribution account or the defined contribution portion of a member's Combined Plan account to a lifetime benefit results in STRS bearing the risk of investment gain or loss on the account. STRS has therefore included all three plan options as one defined benefit plan for GASB 68 reporting purposes.

**FAIRBORN CITY SCHOOL DISTRICT
GREENE COUNTY**

**NOTES TO THE BASIC FINANCIAL STATEMENTS
FOR THE FISCAL YEAR ENDED JUNE 30, 2015
(Continued)**

11. DEFINED BENEFIT PENSION PLANS (Continued)

A DB or Combined Plan member with five or more years of credited service who is determined to be disabled may qualify for a disability benefit. Eligible survivors of members who die before service retirement may qualify for monthly benefits. New members on or after July 1, 2013, must have at least ten years of qualifying service credit that apply for disability benefits. Members in the DC Plan who become disabled are entitled only to their account balance. If a member of the DC Plan dies before retirement benefits begin, the member's designated beneficiary is entitled to receive the member's account balance.

Funding Policy – Employer and member contribution rates are established by the State Teachers Retirement Board and limited by Chapter 3307 of the Ohio Revised Code. The statutory maximum employee contribution rate was increased one percent July 1, 2014, and will be increased one percent each year until it reaches 14 percent on July 1, 2016. For the fiscal year ended June 30, 2015, plan members were required to contribute 12 percent of their annual covered salary. The District was required to contribute 14 percent; the entire 14 percent was the portion used to fund pension obligations. The fiscal year 2015 contribution rates were equal to the statutory maximum rates.

The District's contractually required contribution to STRS was \$2,448,998 for fiscal year 2015. Of this amount, \$443,796 is reported as pension and postemployment benefits payable.

D. Pension Liabilities, Pension Expense, and Deferred Outflows of Resources and Deferred Inflows of Resources Related to Pensions

The net pension liability was measured as of June 30, 2014, and the total pension liability used to calculate the net pension liability was determined by an actuarial valuation as of that date. The District's proportion of the net pension liability was based on the District's share of contributions to the pension plan relative to the contributions of all participating entities. Following is information related to the proportionate share and pension expense:

	<u>SERS</u>	<u>STRS</u>	<u>Total</u>
Proportionate share of the net pension liability	\$9,307,176	\$42,688,537	\$51,995,713
Proportion of the net pension liability	0.18390200%	0.17550360%	
Pension expense	\$543,137	\$1,655,912	\$2,199,049

At June 30, 2015, the District reported deferred outflows of resources and deferred inflows of resources related to pensions from the following sources:

	<u>SERS</u>	<u>STRS</u>	<u>Total</u>
Deferred outflows of resources			
Differences between expected and actual experience	\$79,214	\$410,970	\$490,184
District contributions subsequent to the measurement date	728,455	2,448,998	3,177,453
Total deferred outflows of resources	<u>\$807,669</u>	<u>\$2,859,968</u>	<u>\$3,667,637</u>
Deferred inflows of resources			
Net difference between projected and actual earnings on pension plan investments	<u>\$1,510,581</u>	<u>\$7,897,541</u>	<u>\$9,408,122</u>

**FAIRBORN CITY SCHOOL DISTRICT
GREENE COUNTY**

**NOTES TO THE BASIC FINANCIAL STATEMENTS
FOR THE FISCAL YEAR ENDED JUNE 30, 2015
(Continued)**

11. DEFINED BENEFIT PENSION PLANS (Continued)

\$3,177,453 reported as deferred outflows of resources related to pension resulting from District contributions subsequent to the measurement date will be recognized as a reduction of the net pension liability in the year ending June 30, 2016. Other amounts reported as deferred outflows of resources and deferred inflows of resources related to pension will be recognized in pension expense as follows:

Fiscal Year Ending June 30:	<u>SERS</u>	<u>STRS</u>	<u>Total</u>
2016	(\$357,841)	(\$1,871,642)	(\$2,229,483)
2017	(357,841)	(1,871,642)	(2,229,483)
2018	(357,841)	(1,871,642)	(2,229,483)
2019	(357,844)	(1,871,645)	(2,229,489)
Total	<u>(\$1,431,367)</u>	<u>(\$7,486,571)</u>	<u>(\$8,917,938)</u>

E. Actuarial Assumptions - SERS

SERS' total pension liability was determined by their actuaries in accordance with GASB Statement No. 67, as part of their annual actuarial valuation for each defined benefit retirement plan. Actuarial valuations of an ongoing plan involve estimates of the value of reported amounts (e.g., salaries, credited service) and assumptions about the probability of occurrence of events far into the future (e.g., mortality, disabilities, retirements, employment termination). Actuarially determined amounts are subject to continual review and potential modifications, as actual results are compared with past expectations and new estimates are made about the future.

Projections of benefits for financial reporting purposes are based on the substantive plan (the plan as understood by the employers and plan members) and include the types of benefits provided at the time of each valuation and the historical pattern of sharing benefit costs between the employers and plan members to that point. The projection of benefits for financial reporting purposes does not explicitly incorporate the potential effects of legal or contractual funding limitations.

Actuarial calculations reflect a long-term perspective. For a newly hired employee, actuarial calculations will take into account the employee's entire career with the employer and also take into consideration the benefits, if any, paid to the employee after termination of employment until the death of the employee and any applicable contingent annuitant. In many cases actuarial calculations reflect several decades of service with the employer and the payment of benefits after termination.

Key methods and assumptions used in calculating the total pension liability in the latest actuarial valuation, prepared as of June 30, 2014, are presented below:

Wage Inflation	3.25 percent
Future Salary Increases, including inflation	4.00 percent to 22 percent
COLA or Ad Hoc COLA	3 percent
Investment Rate of Return	7.75 percent net of investments expense, including inflation
Actuarial Cost Method	Entry Age Normal

For post-retirement mortality, the table used in evaluating allowances to be paid is the 1994 Group Annuity Mortality Table set back one year for both men and women. Special mortality tables are used for the period after disability retirement.

**FAIRBORN CITY SCHOOL DISTRICT
GREENE COUNTY**

**NOTES TO THE BASIC FINANCIAL STATEMENTS
FOR THE FISCAL YEAR ENDED JUNE 30, 2015
(Continued)**

11. DEFINED BENEFIT PENSION PLANS (Continued)

The most recent experience study was completed June 30, 2010.

The long-term return expectation for the Pension Plan Investments has been determined using a building-block approach and assumes a time horizon, as defined in SERS' *Statement of Investment Policy*. A forecasted rate of inflation serves as the baseline for the return expectation. Various real return premiums over the baseline inflation rate have been established for each asset class. The long-term expected nominal rate of return has been determined by calculating a weighted averaged of the expected real return premiums for each asset class, adding the projected inflation rate, and adding the expected return from rebalancing uncorrelated asset classes. The target allocation and best estimates of arithmetic real rates of return for each major assets class are summarized in the following table:

<u>Asset Class</u>	<u>Target Allocation</u>	<u>Long-Term Expected Real Rate of Return</u>
Cash	1.00 %	0.00 %
US Stocks	22.50	5.00
Non-US Stocks	22.50	5.50
Fixed Income	19.00	1.50
Private Equity	10.00	10.00
Real Assets	10.00	5.00
Multi-Asset Strategies	15.00	7.50
Total	<u>100.00 %</u>	

Discount Rate - The total pension liability was calculated using the discount rate of 7.75 percent. The projection of cash flows used to determine the discount rate assumed the contributions from employers and from the members would be computed based on contribution requirements as stipulated by State statute. Projected inflows from investment earning were calculated using the long-term assumed investment rate of return (7.75 percent). Based on those assumptions, the plan's fiduciary net position was projected to be available to make all future benefit payments of current plan members. Therefore, the long-term expected rate of return on pension plan investments was applied to all periods of projected benefits to determine the total pension liability.

Sensitivity of the District's Proportionate Share of the Net Pension Liability to Changes in the Discount Rate - Net pension liability is sensitive to changes in the discount rate, and to illustrate the potential impact the following table presents the net pension liability calculated using the discount rate of 7.75 percent, as well as what each plan's net pension liability would be if it were calculated using a discount rate that is one percentage point lower (6.75 percent), or one percentage point higher (8.75 percent) than the current rate.

	<u>1% Decrease (6.75%)</u>	<u>Current Discount Rate (7.75%)</u>	<u>1% Increase (8.75%)</u>
District's proportionate share of the net pension liability	\$13,278,574	\$9,307,176	\$5,966,887

F. Actuarial Assumptions - STRS

The total pension liability in the June 30, 2014, actuarial valuation was determined using the following actuarial assumptions, applied to all periods included in the measurement:

**FAIRBORN CITY SCHOOL DISTRICT
GREENE COUNTY**

**NOTES TO THE BASIC FINANCIAL STATEMENTS
FOR THE FISCAL YEAR ENDED JUNE 30, 2015
(Continued)**

11. DEFINED BENEFIT PENSION PLANS (Continued)

Inflation	2.75 percent
Projected salary increases	2.75 percent at age 70 to 12.25 percent at age 20
Investment Rate of Return	7.75 percent, net of investment expenses
Cost-of-Living Adjustments (COLA)	2 percent simple applied as follows: for members retiring before August 1, 2013, 2 percent per year; for members retiring August 1, 2013, or later, 2 percent COLA paid on fifth anniversary of retirement date.

Mortality rates were based on the RP-2000 Combined Mortality Table (Projection 2022—Scale AA) for Males and Females. Males' ages are set-back two years through age 89 and no set-back for age 90 and above. Females younger than age 80 are set back four years, one year set back from age 80 through 89 and not set back from age 90 and above.

Actuarial assumptions used in the June 30, 2014, valuation are based on the results of an actuarial experience study, effective July 1, 2012.

The 10 year expected real rate of return on pension plan investments was determined by STRS' investment consultant by developing best estimates of expected future real rates of return for each major asset class. The target allocation and best estimates of geometric real rates of return for each major asset class are summarized as follows:

<u>Asset Class</u>	<u>Target Allocation</u>	<u>Long-Term Expected Real Rate of Return</u>
Domestic Equity	31.00 %	8.00 %
International Equity	26.00	7.85
Alternatives	14.00	8.00
Fixed Income	18.00	3.75
Real Estate	10.00	6.75
Liquidity Reserves	1.00	3.00
Total	<u>100.00 %</u>	

Discount Rate - The discount rate used to measure the total pension liability was 7.75 percent as of June 30, 2014. The projection of cash flows used to determine the discount rate assumes member and employer contributions will be made at the statutory contribution rates in accordance with rate increases described above. For this purpose, only employer contributions that are intended to fund benefits of current plan members and their beneficiaries are included. Projected employer contributions that are intended to fund the service costs of future plan members and their beneficiaries, as well as projected contributions from future plan members, are not included. Based on those assumptions, STRS' fiduciary net position was projected to be available to make all projected future benefit payments to current plan members as of June 30, 2014. Therefore, the long-term expected rate of return on pension plan investments of 7.75 percent was applied to all periods of projected benefit payment to determine the total pension liability as of June 30, 2014.

Sensitivity of the District's Proportionate Share of the Net Pension Liability to Changes in the Discount Rate - The following table presents the District's proportionate share of the net pension liability calculated using the current period discount rate assumption of 7.75 percent, as well as what the District's proportionate share of the net pension liability would be if it were calculated using a discount rate that is one-percentage-point lower (6.75 percent) or one-percentage-point higher (8.75 percent) than the current rate:

**FAIRBORN CITY SCHOOL DISTRICT
GREENE COUNTY**

**NOTES TO THE BASIC FINANCIAL STATEMENTS
FOR THE FISCAL YEAR ENDED JUNE 30, 2015
(Continued)**

11. DEFINED BENEFIT PENSION PLANS (Continued)

	1% Decrease (6.75%)	Current Discount Rate (7.75%)	1% Increase (8.75%)
District's proportionate share of the net pension liability	\$61,113,295	\$42,688,537	\$27,107,392

12. POST-EMPLOYMENT BENEFITS

A. School Employees Retirement System

Health Care Plan Description - The District contributes to the SERS Health Care Fund, administered by SERS for non-certificated retirees and their beneficiaries. For GASB 45 purposes, this plan is considered a cost-sharing, multiple-employer, defined benefit other postemployment benefit (OPEB) plan. The Health Care Plan includes hospitalization and physicians' fees through several types of plans including HMO's, PPO's, Medicare Advantage, and traditional indemnity plans as well as a prescription drug program. The financial report of the Plan is included in the SERS Comprehensive Annual Financial Report which can be obtained on SERS' website at www.ohsers.org under Employers/Audit Resources.

Access to health care for retirees and beneficiaries is permitted in accordance with Section 3309 of the Ohio Revised Code. The Health Care Fund was established and is administered in accordance with Internal Revenue Code Section 105(e). SERS' Retirement Board reserves the right to change or discontinue any health plan or program. Health care is financed through a combination of employer contributions and retiree premiums, copays and deductibles on covered health care expenses, investment returns, and any funds received as a result of SERS' participation in Medicare programs. Active employee members do not contribute to the Health Care Plan. Retirees and their beneficiaries are required to pay a health care premium that varies depending on the plan selected, the number of qualified years of service, Medicare eligibility and retirement status.

Funding Policy - State statute permits SERS to fund the health care benefits through employer contributions. Each year, after the allocation for statutorily required basic benefits, the Retirement Board allocates the remainder of the employer contribution of 14 percent of covered payroll to the Health Care Fund. For fiscal year 2015, 0.82 percent of covered payroll was allocated to health care. In addition, employers pay a surcharge for employees earning less than an actuarially determined minimum compensation amount, pro-rated according to service credit earned. For fiscal year 2015, this amount was \$20,450. Statutes provide that no employer shall pay a health care surcharge greater than 2 percent of that employer's SERS-covered payroll; nor may SERS collect in aggregate more than 1.5 percent of the total statewide SERS-covered payroll for the health care surcharge. For fiscal year 2015, the District's surcharge obligation was \$93,067.

The District's contributions for health care for the fiscal years ended June 30, 2015, 2014, and 2013 were \$135,718, \$9,033, and \$115,125, respectively. The full amount has been contributed for fiscal years 2015, 2014 and 2013.

**FAIRBORN CITY SCHOOL DISTRICT
GREENE COUNTY**

**NOTES TO THE BASIC FINANCIAL STATEMENTS
FOR THE FISCAL YEAR ENDED JUNE 30, 2015
(Continued)**

12. POST-EMPLOYMENT BENEFITS (Continued)

B. State Teachers Retirement System

Plan Description – The District participates in the cost-sharing multiple-employer defined benefit Health Plan administered by the State Teachers Retirement System of Ohio (STRS) for eligible retirees who participated in the defined benefit or combined pension plans offered by STRS. Ohio law authorizes STRS to offer this plan. Benefits include hospitalization, physicians' fees, prescription drugs and reimbursement of monthly Medicare Part B premiums. The Plan is included in the report of STRS which can be obtained by visiting www.strsoh.org or by calling (888) 227-7877.

Funding Policy – Ohio Revised Code Chapter 3307 authorizes STRS to offer the Plan and gives the Retirement Board authority over how much, if any, of the health care costs will be absorbed by STRS. Active employee members do not contribute to the Health Care Plan. All benefit recipients, for the most recent year, pay a monthly premium. Under Ohio law, funding for post-employment health care may be deducted from employer contributions. For fiscal year 2015, STRS did not allocate any employer contributions to post-employment health care. The District's contributions for health care for the fiscal years ended June 30, 2015, 2014, and 2013 were \$0, \$181,775, and \$198,452 respectively. The full amount has been contributed for fiscal years 2015, 2014 and 2013.

13. EMPLOYEE BENEFITS

A. Compensated Absences

The criteria for determining vested vacation and sick leave amounts are derived from negotiated agreements and State laws. Classified employees and Administrators earn ten to twenty days of vacation per year, depending upon length of service. Employees may accumulate and carry over up to two years vacation accumulation. At the time of separation, an employee is entitled to compensation at the current rate of pay for all unused vacation accrued for the immediately preceding two years in addition to the prorated portion of earned but unused vacation leave for the current year. Teachers do not earn vacation time. Teachers, administrators and classified employees earn sick leave at the rate of one and one-fourth days per month. Sick leave may be accumulated with no maximum accumulation. Upon retirement with a minimum of ten years of service with the District or employees who attain age 55 or retire through STRS or SERS payment is made for thirty-three percent of the employee's accumulated sick leave up to a maximum of 84 days for teachers and administrators and 81 days for classified staff.

B. Life Insurance

The District provides life insurance and accidental death insurance to most employees through American United Life Insurance Company with OneAmerica.

C. Employee Medical/Dental Benefits

The District has elected to provide employee medical/surgical benefits through Anthem. The District has two health plans, HSA and PPO. For the HSA plan, the District pays 80% of the premiums for all eligible employees. For the PPO plan, the District pays 80% of family or single plans with the exception of 9-month classified employees. For classified employees working less than 10 months, the District pays 80% of a single PPO plan and 50% of a family PPO plan. The District provides 100% of the cost dental insurance to employees.

**FAIRBORN CITY SCHOOL DISTRICT
GREENE COUNTY**

**NOTES TO THE BASIC FINANCIAL STATEMENTS
FOR THE FISCAL YEAR ENDED JUNE 30, 2015
(Continued)**

16. CONTINGENCIES

A. Grants

The District received financial assistance from federal and state agencies in the form of grants. The expenditure of funds received under these programs generally requires compliance with terms and conditions specified in the grant agreements and is subject to audit by the grantor agencies. Any disallowed claims resulting from such audits could become a liability of the general fund or other applicable funds. However, in the opinion of management, any such disallowed claims will not have a material adverse effect on the overall financial position of the District at June 30, 2015.

B. Litigation

The District is not party to litigation that, in the opinion of management, would have a material effect on the financial condition of the District.

C. Foundation Funding

District Foundation funding is based on the annualized full-time equivalent (FTE) enrollment of each student. Effective for the 2014-2015 school year, traditional Districts must comply with minimum hours of instruction, instead of a minimum number of school days each year. The funding formula the Ohio Department of Education (ODE) is legislatively required to follow will continue to adjust as enrollment information is updated by the District, which can extend past the fiscal year-end. As of the date of this report, ODE has not finalized the impact of enrollment adjustments to the June 30, 2015 Foundation funding for the District; therefore, the financial statement impact is not determinable at this time. ODE and management believe this will result in either a receivable to or liability of the District.

17. BUDGETARY BASIS OF ACCOUNTING

While reporting financial position, results of operations, and changes in fund balance on the basis of generally accepted accounting principles (GAAP), the budgetary basis as provided by law is based upon accounting for certain transactions on a basis of cash receipts and disbursements.

The statement of revenue, expenditures and changes in fund balance - budget and actual (non-GAAP budgetary basis) presented for the general fund is presented on the budgetary basis to provide a meaningful comparison of actual results with the budget. The major differences between the budget basis and the GAAP basis are that:

- (a) Revenues and other financing sources are recorded when received in cash (budget basis) as opposed to when susceptible to accrual (GAAP basis);
- (b) Expenditures and other financing uses are recorded when paid in cash (budget basis) as opposed to when the liability is incurred (GAAP basis);
- (c) In order to determine compliance with Ohio law, and to reserve that portion of the applicable appropriation, total outstanding encumbrances (budget basis) are recorded as the equivalent of an expenditure, as opposed to assigned or committed fund balance for that portion of outstanding encumbrances not already recognized as an account payable (GAAP basis); and,
- (d) Some funds are included in the general fund (GAAP basis), but have separate legally adopted budgets (budget basis).

**FAIRBORN CITY SCHOOL DISTRICT
GREENE COUNTY**

**NOTES TO THE BASIC FINANCIAL STATEMENTS
FOR THE FISCAL YEAR ENDED JUNE 30, 2015
(Continued)**

17. BUDGETARY BASIS OF ACCOUNTING

The adjustments necessary to convert the results of operations for the year on the budget basis to the GAAP basis for the general fund is as follows:

Net Change in Fund Balance	
	General fund
Budget basis	\$2,865,993
Net adjustment for revenue accruals	(902,650)
Net adjustment for expenditure accruals	86,778
Net adjustment for other sources/uses	(2,238)
Funds budgeted elsewhere	(241,532)
Adjustment for encumbrances	974,928
GAAP basis	\$2,781,279

Certain funds that are legally budgeted in separate special revenue funds are considered part of the general fund on a GAAP basis. This includes the rotary fund, public school support fund and the termination benefits fund.

18. INTERFUND TRANSACTIONS

Interfund loans receivable/payable consisted of the following at June 30, 2015, as reported on the fund statements:

Receivable fund	Payable fund	Amount
General	Non-major governmental	\$44,410

The primary purpose of the interfund balances is to cover costs in specific funds where revenues were not received by June 30. These interfund balances will be repaid once the anticipated revenues are received. Interfund balances between governmental funds are eliminated on the government-wide financial statements.

19. SET-ASIDES

The District is required by State law to annually set-aside certain general fund revenue amounts, as defined by statutory formula, for the acquisition and construction of capital improvements. Amounts not spent by the end of the fiscal year or offset by similarly restricted resources received during the year must be held in cash at fiscal year-end. This amount must be carried forward to be used for the same purpose in future years. Expenditures exceeding the set-aside requirement may not be carried forward to the next fiscal year.

The following cash-basis information describes the change in the fiscal year-end set-aside amount for capital improvements. Disclosure of this information is required by State statute.

	Capital Improvements
Set-aside balance June 30, 2014	
Current year set-aside requirement	\$710,978
Current year qualifying expenditures	(880,921)
Total	(\$169,943)
Balance carried forward to fiscal year 2016	\$0
Set-aside balance June 30, 2015	\$0

**FAIRBORN CITY SCHOOL DISTRICT
GREENE COUNTY**

**NOTES TO THE BASIC FINANCIAL STATEMENTS
FOR THE FISCAL YEAR ENDED JUNE 30, 2015
(Continued)**

19. SET-ASIDES (Continued)

In prior fiscal years, the District issued school improvement general obligation bonds. These proceeds may be used to reduce the capital improvements set-aside amount to zero for future years. The District is responsible for tracking the amount of bond proceeds that may be used as an offset in future periods, which was \$21,458,372 at June 30, 2015.

20. OTHER COMMITMENTS

The District utilizes encumbrance accounting as part of its budgetary controls. Encumbrances outstanding at year-end may be reported as part of restricted, committed, or assigned classifications of fund balance. At year end, the District's commitments for encumbrances (net of amounts already included in payables) in the governmental funds were as follows:

<u>Fund Type</u>	<u>Year-End Encumbrances</u>
General	\$934,504
Non-major governmental	64,526
Total	<u>\$999,030</u>

21. PERMANENT FUND BALANCE

The District's permanent fund consists of many different donations established for a variety of purposes. The permanent fund includes donor-restricted endowment funds. Net position associated with the permanent fund are classified and reported based on the existence or absence of donor-imposed restrictions. Any additional School Board restrictions are reported in expendable net position under the permanent fund.

The District records the annual income of the permanent fund as expendable net position and appropriated for expenditure upon meeting other donor restrictions. The District reports the original and any future permanently restricted donor funds as nonexpendable net position that are used to generate interest income that is available for expenditure.

The District has a spending policy with respect to expendable amounts available for distribution within the permanent fund. The District has typically expended less than the interest earned; however, all expendable funds could be distributed as long as the other donor restrictions have been satisfied.

The District is electing to get out of the scholarship program and is attempting to transfer all its monies to Greene County Community Foundation so the Foundation can take over the scholarship program. This fund will be eliminated in the near future.

This page intentionally left blank.

**FAIRBORN CITY SCHOOL DISTRICT
GREENE COUNTY**

SCHEDULES OF REQUIRED SUPPLEMENTARY INFORMATION

**SCHEDULE OF THE DISTRICT'S PROPORTIONATE SHARE OF
THE NET PENSION LIABILITY
SCHOOL EMPLOYEES RETIREMENT SYSTEM (SERS) OF OHIO**

LAST TWO FISCAL YEARS

	<u>2014</u>	<u>2013</u>
District's proportion of the net pension liability	0.18390200%	0.18390200%
District's proportionate share of the net pension liability	\$9,307,176	\$10,936,062
District's covered-employee payroll	\$5,343,838	\$6,656,228
District's proportionate share of the net pension liability as a percentage of its covered-employee payroll	174.17%	164.30%
Plan fiduciary net position as a percentage of the total pension liability	71.70%	65.52%

Note: Information prior to fiscal year 2013 was unavailable.

**FAIRBORN CITY SCHOOL DISTRICT
GREENE COUNTY**

SCHEDULES OF REQUIRED SUPPLEMENTARY INFORMATION

**SCHEDULE OF THE DISTRICT'S PROPORTIONATE SHARE OF
THE NET PENSION LIABILITY
STATE TEACHERS RETIREMENT SYSTEM (STRS) OF OHIO**

LAST TWO FISCAL YEARS

	<u>2014</u>	<u>2013</u>
District's proportion of the net pension liability	0.17550355%	0.17550355%
District's proportionate share of the net pension liability	\$42,688,537	\$50,850,306
District's covered-employee payroll	\$17,931,615	\$19,845,169
District's proportionate share of the net pension liability as a percentage of its covered-employee payroll	238.06%	256.24%
Plan fiduciary net position as a percentage of the total pension liability	74.70%	69.30%

Note: Information prior to fiscal year 2013 was unavailable.

This page intentionally left blank.

**FAIRBORN CITY SCHOOL DISTRICT
GREENE COUNTY**

SCHEDULES OF REQUIRED SUPPLEMENTARY INFORMATION

**SCHEDULE OF DISTRICT CONTRIBUTIONS
SCHOOL EMPLOYEES RETIREMENT SYSTEM (SERS) OF OHIO**

LAST TEN FISCAL YEARS

	<u>2015</u>	<u>2014</u>	<u>2013</u>	<u>2012</u>
Contractually required contribution	\$728,455	\$740,656	\$921,222	\$892,565
Contributions in relation to the contractually required contribution	<u>(728,455)</u>	<u>(740,656)</u>	<u>(921,222)</u>	<u>(892,565)</u>
Contribution deficiency (excess)	<u><u>\$0</u></u>	<u><u>\$0</u></u>	<u><u>\$0</u></u>	<u><u>\$0</u></u>
District's covered-employee payroll	\$5,526,973	\$5,343,838	\$6,656,228	\$6,636,171
Contributions as a percentage of covered-employee payroll	13.18%	13.86%	13.84%	13.45%

<u>2011</u>	<u>2010</u>	<u>2009</u>	<u>2008</u>	<u>2007</u>	<u>2006</u>
\$840,459	\$705,930	\$354,312	\$375,783	\$440,038	\$536,734
<u>(840,459)</u>	<u>(705,930)</u>	<u>(354,312)</u>	<u>(375,783)</u>	<u>(440,038)</u>	<u>(536,734)</u>
<u>\$0</u>	<u>\$0</u>	<u>\$0</u>	<u>\$0</u>	<u>\$0</u>	<u>\$0</u>
\$6,686,229	\$5,213,663	\$3,600,732	\$3,826,711	\$4,120,206	\$5,073,100
12.57%	13.54%	9.84%	9.82%	10.68%	10.58%

**FAIRBORN CITY SCHOOL DISTRICT
GREENE COUNTY**

SCHEDULES OF REQUIRED SUPPLEMENTARY INFORMATION

**SCHEDULE OF DISTRICT CONTRIBUTIONS
STATE TEACHERS RETIREMENT SYSTEM (STRS) OF OHIO**

LAST TEN FISCAL YEARS

	<u>2015</u>	<u>2014</u>	<u>2013</u>	<u>2012</u>
Contractually required contribution	\$2,448,998	\$2,331,110	\$2,579,872	\$2,717,821
Contributions in relation to the contractually required contribution	<u>(2,448,998)</u>	<u>(2,331,110)</u>	<u>(2,579,872)</u>	<u>(2,717,821)</u>
Contribution deficiency (excess)	<u>\$0</u>	<u>\$0</u>	<u>\$0</u>	<u>\$0</u>
District's covered-employee payroll	\$17,492,843	\$17,931,615	\$19,845,169	\$20,906,315
Contributions as a percentage of covered-employee payroll	14.00%	13.00%	13.00%	13.00%

2011	2010	2009	2008	2007	2006
\$2,910,882	\$2,850,150	\$2,666,605	\$2,603,873	\$2,560,062	\$2,629,747
<u>(2,910,882)</u>	<u>(2,850,150)</u>	<u>(2,666,605)</u>	<u>(2,603,873)</u>	<u>(2,560,062)</u>	<u>(2,629,747)</u>
<u>\$0</u>	<u>\$0</u>	<u>\$0</u>	<u>\$0</u>	<u>\$0</u>	<u>\$0</u>
\$22,391,400	\$21,924,231	\$20,512,346	\$20,029,792	\$19,692,785	\$20,228,823
13.00%	13.00%	13.00%	13.00%	13.00%	13.00%

**FAIRBORN CITY SCHOOL DISTRICT
GREENE COUNTY**

**NOTES TO REQUIRED SUPPLEMENTARY INFORMATION
FOR THE FISCAL YEAR ENDED JUNE 30, 2015**

SCHOOL EMPLOYEES RETIREMENT SYSTEM (SERS) OF OHIO

Changes in benefit terms: There were no changes in benefit terms from the amounts reported for fiscal year 2014 and 2015.

Changes in assumptions: There were no changes in methods and assumptions used in the calculation of actuarial determined contributions for fiscal year 2014 and 2015. See the notes to the basic financial statements for the methods and assumptions in this calculation.

STATE TEACHERS RETIREMENT SYSTEM (STRS) OF OHIO

Changes in benefit terms: There were no changes in benefit terms from the amounts reported for fiscal year 2014 and 2015.

Changes in assumptions: There were no changes in methods and assumptions used in the calculation of actuarial determined contributions for fiscal year 2014 and 2015. See the notes to the basic financial statements for the methods and assumptions in this calculation.

FAIRBORN CITY SCHOOL DISTRICT
GREENE COUNTY

SCHEDULE OF FEDERAL AWARDS RECEIPTS AND EXPENDITURES
FOR THE FISCAL YEAR ENDED JUNE 30, 2015

FEDERAL GRANTOR <i>Pass Through Grantor</i> Program / Cluster Title	Federal CFDA Number	Receipts	Non-Cash Receipts	Expenditures	Non-Cash Expenditures
U.S. DEPARTMENT OF AGRICULTURE					
<i>Passed Through Ohio Department of Education</i>					
Child Nutrition Cluster:					
Non-Cash Assistance (Food Distribution):					
National School Lunch Program	10.555		\$118,045		\$118,045
Cash Assistance					
School Breakfast Program	10.553	\$301,132		\$301,132	
National School Lunch Program	10.555	911,441		911,441	
National School Lunch Program - Incentive	10.555	24,502		24,502	
Total National School Lunch Program		935,943		935,943	
Total Child Nutrition Cluster		1,237,075	118,045	1,237,075	118,045
Total U.S. Department of Agriculture		1,237,075	118,045	1,237,075	118,045
U.S. DEPARTMENT OF EDUCATION					
<i>Passed Through Ohio Department of Education</i>					
Title I Grants to Local Educational Agencies	84.010	1,526,931		1,480,981	
Special Education Cluster (IDEA):					
Special Education Grants to States	84.027	989,094		1,047,394	
Special Education Preschool Grants	84.173	36,826		38,249	
Total Special Education Cluster (IDEA)		1,025,920		1,085,643	
Education for Homeless Children and Youth	84.196	36,746		37,660	
English Language Acquisition State Grants	84.365	16,305		17,770	
Improving Teacher Quality State Grants	84.367	184,833		186,492	
ARRA - State Fiscal Stabilization Fund (SFSF) - Race-to-the-Top Incentive Grants - Resident Educator	84.395	636			
Direct Aid					
Impact Aid	84.041	130,414		130,414	
Total U.S. Department of Education		2,921,785		2,938,960	
Total Federal Awards Receipts and Expenditures		\$4,158,860	\$118,045	\$4,176,035	\$118,045

The accompanying notes are an integral part of this schedule.

**FAIRBORN CITY SCHOOL DISTRICT
GREENE COUNTY**

**NOTES TO THE SCHEDULE OF FEDERAL AWARDS RECEIPTS AND EXPENDITURES
FOR THE FISCAL YEAR ENDED JUNE 30, 2015**

NOTE A - SIGNIFICANT ACCOUNTING POLICIES

The accompanying Schedule of Federal Awards Receipts and Expenditures (the Schedule) reports the Fairborn City School District's (the District's) federal award programs' receipts and disbursements. The Schedule has been prepared on the cash basis of accounting.

NOTE B - CHILD NUTRITION CLUSTER

The District commingles cash receipts from the U.S. Department of Agriculture with similar State grants. When reporting expenditures on this Schedule, the District assumes it expends federal monies first.

NOTE C – IMPACT AID

The District commingles cash receipts from the U.S. Department of Education with unrestricted state and local monies. When reporting expenditures on this Schedule, the District assumes it expends federal monies first.

NOTE D – FOOD DONATION PROGRAM

The District reports commodities consumed on the Schedule at the entitlement value. The District allocated donated food commodities to the respective program that benefitted from the use of those donated food commodities.

NOTE F - MATCHING REQUIREMENTS

Certain Federal programs require the District to contribute non-Federal funds (matching funds) to support the Federally-funded programs. The District has met its matching requirements. The Schedule does not include the expenditure of non-Federal matching funds.



Dave Yost • Auditor of State

INDEPENDENT AUDITOR'S REPORT ON INTERNAL CONTROL OVER FINANCIAL REPORTING AND ON COMPLIANCE AND OTHER MATTERS REQUIRED BY GOVERNMENT AUDITING STANDARDS

Fairborn City School District
Greene County
306 East Whittier Avenue
Fairborn, Ohio 45324

To the Board of Education:

We have audited, in accordance with auditing standards generally accepted in the United States and the Comptroller General of the United States' *Government Auditing Standards*, the financial statements of the governmental activities, the major fund, and the aggregate remaining fund information of Fairborn City School District, Greene County, (the District) as of and for the year ended June 30, 2015, and the related notes to the financial statements, which collectively comprise the District's basic financial statements and have issued our report thereon dated January 22, 2016 wherein we noted that the District adopted Governmental Accounting Standard No. 68, *Accounting and Financial Reporting for Pensions – an amendment of GASB Statement No. 27* and Statement No. 71, *Pension Transition for Contributions Made subsequent to the Measurement Date*. We also noted that the District restated its beginning net position for a restatement of capital assets.

Internal Control Over Financial Reporting

As part of our financial statement audit, we considered the District's internal control over financial reporting (internal control) to determine the audit procedures appropriate in the circumstances to the extent necessary to support our opinions on the financial statements, but not to the extent necessary to opine on the effectiveness of the District's internal control. Accordingly, we have not opined on it.

A *deficiency in internal control* exists when the design or operation of a control does not allow management or employees, when performing their assigned functions, to prevent, or detect and timely correct misstatements. A *material weakness* is a deficiency, or combination of internal control deficiencies resulting in a reasonable possibility that internal control will not prevent or detect and timely correct a material misstatement of the District's financial statements. A *significant deficiency* is a deficiency, or a combination of deficiencies, in internal control that is less severe than a material weakness, yet important enough to merit attention by those charged with governance.

Our consideration of internal control was for the limited purpose described in the first paragraph of this section and was not designed to identify all internal control deficiencies that might be material weaknesses or significant deficiencies. Given these limitations, we did not identify any deficiencies in internal control that we consider material weaknesses. However, unidentified material weaknesses may exist.

Compliance and Other Matters

As part of reasonably assuring whether the District's financial statements are free of material misstatement, we tested its compliance with certain provisions of laws, regulations, contracts, and grant agreements, noncompliance with which could directly and materially affect the determination of financial statement amounts. However, opining on compliance with those provisions was not an objective of our audit and accordingly, we do not express an opinion. The results of our tests disclosed no instances of noncompliance or other matters we must report under *Government Auditing Standards*.

Purpose of this Report

This report only describes the scope of our internal control and compliance testing and our testing results, and does not opine on the effectiveness of the District's internal control or on compliance. This report is an integral part of an audit performed under *Government Auditing Standards* in considering the District's internal control and compliance. Accordingly, this communication is not suitable for any other purpose.

A handwritten signature in black ink that reads "Dave Yost". The signature is written in a cursive style with a large, looping "D" and "Y".

Dave Yost
Auditor of State
Columbus, Ohio

January 22, 2016



Dave Yost • Auditor of State

INDEPENDENT AUDITOR'S REPORT ON COMPLIANCE WITH REQUIREMENTS APPLICABLE TO EACH MAJOR FEDERAL PROGRAM AND ON INTERNAL CONTROL OVER COMPLIANCE REQUIRED BY OMB CIRCULAR A-133

Fairborn City School District
Greene County
306 East Whittier Avenue
Fairborn, Ohio 45324

To the Board of Education:

Report on Compliance for Each Major Federal Program

We have audited the Fairborn City School District's (the District) compliance with the applicable requirements described in the U.S. Office of Management and Budget (OMB) *Circular A-133, Compliance Supplement* that could directly and materially affect each of the Fairborn City School District's major federal programs for the year ended June 30, 2015. The *Summary of Auditor's Results* in the accompanying schedule of findings identifies the District's major federal programs.

Management's Responsibility

The District's Management is responsible for complying with the requirements of laws, regulations, contracts, and grants applicable to its federal program.

Auditor's Responsibility

Our responsibility is to opine on the District's compliance for each of the District's major federal programs based on our audit of the applicable compliance requirements referred to above. Our compliance audit followed auditing standards generally accepted in the United States of America; the standards for financial audits included in the Comptroller General of the United States' *Government Auditing Standards*; and OMB Circular A-133, *Audits of States, Local Governments, and Non-Profit Organizations*. These standards and OMB Circular A-133 require us to plan and perform the audit to reasonably assure whether noncompliance with the applicable compliance requirements referred to above that could directly and materially affect a major federal program occurred. An audit includes examining, on a test basis, evidence about the Entity's compliance with those requirements and performing such other procedures as we considered necessary in the circumstances.

We believe our audit provides a reasonable basis for our compliance opinion on the District's major programs. However, our audit does not provide a legal determination of the District's compliance.

Opinion on Each Major Federal Program

In our opinion, the Fairborn City School District complied, in all material respects with the compliance requirements referred to above that could directly and materially affect each of its major federal programs for the year ended June 30, 2015.

One First National Plaza, 130 W. Second St., Suite 2040, Dayton, Ohio 45402

Phone: 937-285-6677 or 800-443-9274 Fax: 937-285-6688

www.ohioauditor.gov

Report on Internal Control Over Compliance

The District's management is responsible for establishing and maintaining effective internal control over compliance with the applicable compliance requirements referred to above. In planning and performing our compliance audit, we considered the District's internal control over compliance with the applicable requirements that could directly and materially affect a major federal program, to determine our auditing procedures appropriate for opining on each major federal program's compliance and to test and report on internal control over compliance in accordance with OMB Circular A-133, but not to the extent needed to opine on the effectiveness of internal control over compliance. Accordingly, we have not opined on the effectiveness of the District's internal control over compliance.

A deficiency in internal control over compliance exists when the design or operation of a control over compliance does not allow management or employees, when performing their assigned functions, to prevent, or to timely detect and correct, noncompliance with a federal program's applicable compliance requirement. *A material weakness in internal control over compliance* is a deficiency, or combination of deficiencies, in internal control over compliance, such that there is a reasonable possibility that material noncompliance with a federal program compliance requirement will not be prevented, or timely detected and corrected. *A significant deficiency in internal control over compliance* is a deficiency, or a combination of deficiencies, in internal control over compliance with federal program's applicable compliance requirement that is less severe than a material weakness in internal control over compliance, yet important enough to merit attention by those charged with governance.

Our consideration of internal control over compliance was for the limited purpose described in the first paragraph of this section and would not necessarily identify all deficiencies in internal control over compliance that might be material weaknesses or significant deficiencies. We did not identify any deficiencies in internal control over compliance that we consider to be material weaknesses. However, material weaknesses may exist that have not been identified.

This report only describes the scope of our internal control over compliance tests and the results of this testing based on OMB Circular A-133 requirements. Accordingly, this report is not suitable for any other purpose.



Dave Yost
Auditor of State
Columbus, Ohio

January 22, 2016

**FAIRBORN CITY SCHOOL DISTRICT
GREENE COUNTY**

**SCHEDULE OF FINDINGS
OMB CIRCULAR A -133 § .505
JUNE 30, 2015**

1. SUMMARY OF AUDITOR'S RESULTS

<i>(d)(1)(i)</i>	Type of Financial Statement Opinion	Unmodified
<i>(d)(1)(ii)</i>	Were there any material control weaknesses reported at the financial statement level (GAGAS)?	No
<i>(d)(1)(ii)</i>	Were there any significant deficiencies in internal control reported at the financial statement level (GAGAS)?	No
<i>(d)(1)(iii)</i>	Was there any reported material noncompliance at the financial statement level (GAGAS)?	No
<i>(d)(1)(iv)</i>	Were there any material internal control weaknesses reported for major federal programs?	No
<i>(d)(1)(iv)</i>	Were there any significant deficiencies in internal control reported for major federal programs?	No
<i>(d)(1)(v)</i>	Type of Major Programs' Compliance Opinion	Unmodified
<i>(d)(1)(vi)</i>	Are there any reportable findings under § .510(a)?	No
<i>(d)(1)(vii)</i>	Major Programs (list):	Title I Grants to Local Educational Agencies: (CFDA #84.010) Special Education Cluster (IDEA) Special Education Grants to States (CFDA #84.027) Special Education Preschool Grants (CFDA #84.173)
<i>(d)(1)(viii)</i>	Dollar Threshold: Type A/B Programs	Type A: > \$ 300,000 Type B: all others
<i>(d)(1)(ix)</i>	Low Risk Auditee?	Yes

**2. FINDINGS RELATED TO THE FINANCIAL STATEMENTS
REQUIRED TO BE REPORTED IN ACCORDANCE WITH GAGAS**

None.

3. FINDINGS AND QUESTIONED COSTS FOR FEDERAL AWARDS

None.

This page intentionally left blank.



Dave Yost • Auditor of State

FAIRBORN CITY SCHOOL DISTRICT

GREENE COUNTY

CLERK'S CERTIFICATION

This is a true and correct copy of the report which is required to be filed in the Office of the Auditor of State pursuant to Section 117.26, Revised Code, and which is filed in Columbus, Ohio.

Susan Babbitt

CLERK OF THE BUREAU

**CERTIFIED
FEBRUARY 23, 2016**