

428 Second St.
Marietta, OH 45750
740.373.0056

1035 Murdoch Ave.
Parkersburg, WV 26101
304.422.2203

104 South Sugar St.
St. Clairsville, OH 43950
740.695.1569



Certified Public Accountants, A.C.

**CITY OF NORTH CANTON
STARK COUNTY
Regular Audit
For the Year Ended December 31, 2015**

www.perrycpas.com

...“bringing more to the table”

Tax– Accounting – Audit – Review – Compilation – Agreed Upon Procedure – Consultation – Bookkeeping – Payroll
Litigation Support – Financial Investigations

Members: American Institute of Certified Public Accountants

- Ohio Society of CPAs • West Virginia Society of CPAs • Association of Certified Fraud Examiners •
- Association of Certified Anti - Money Laundering Specialists •



Dave Yost • Auditor of State

City Council
City of North Canton
145 North Main Street
North Canton, Ohio 44720

We have reviewed the *Independent Auditor's Report* of the City of North Canton, Stark County, prepared by Perry & Associates, Certified Public Accountants, A.C., for the audit period January 1, 2015 through December 31, 2015. Based upon this review, we have accepted these reports in lieu of the audit required by Section 117.11, Revised Code. The Auditor of State did not audit the accompanying financial statements and, accordingly, we are unable to express, and do not express an opinion on them.

Our review was made in reference to the applicable sections of legislative criteria, as reflected by the Ohio Constitution, and the Revised Code, policies, procedures and guidelines of the Auditor of State, regulations and grant requirements. The City of North Canton is responsible for compliance with these laws and regulations.

A handwritten signature in black ink that reads "Dave Yost".

Dave Yost
Auditor of State

November 16, 2016

This page intentionally left blank.

CITY OF NORTH CANTON
STARK COUNTY

TABLE OF CONTENTS

TITLE	PAGE
Independent Auditor's Report on Internal Control Over Financial Reporting and on Compliance and Other Matters Required by <i>Government Auditing Standards</i>	1

This page intentionally left blank.



428 Second St.
Marietta, OH 45750
740.373.0056

1035 Murdoch Ave.
Parkersburg, WV 26101
304.422.2203

104 South Sugar St.
St. Clairsville, OH 43950
740.695.1569

**INDEPENDENT AUDITOR'S REPORT ON INTERNAL CONTROL OVER
FINANCIAL REPORTING AND ON COMPLIANCE AND OTHER MATTERS
REQUIRED BY GOVERNMENT AUDITING STANDARDS**

June 25, 2016

City of North Canton
Stark County
145 North Main Street
North Canton, Ohio 44720

To the City Council:

We have audited, in accordance with auditing standards generally accepted in the United States and the Comptroller General of the United States' *Government Auditing Standards*, the financial statements of the governmental activities, the business-type activities, the discretely presented component unit, each major fund, and the aggregate remaining fund information of the **City of North Canton**, Stark County, (the City) as of and for the year ended December 31, 2015, and the related notes to the financial statements, which collectively comprise the City's basic financial statements and have issued our report thereon dated June 25, 2016, wherein we noted the City adopted Governmental Accounting Standard Board (GASB) Statement No. 68, *Accounting and Financial Reporting for Pensions – an amendment of GASB No. 27* and GASB Statement No. 71, *Pension Transition for Contributions Made Subsequent to the Measurement Date*.

Internal Control Over Financial Reporting

As part of our financial statement audit, we considered the City's internal control over financial reporting (internal control) to determine the audit procedures appropriate in the circumstances to the extent necessary to support our opinions on the financial statements, but not to the extent necessary to opine on the effectiveness of the City's internal control. Accordingly, we have not opined on it.

A *deficiency in internal control* exists when the design or operation of a control does not allow management or employees, when performing their assigned functions, to prevent, or detect and timely correct misstatements. A *material weakness* is a deficiency, or combination of internal control deficiencies resulting in a reasonable possibility that internal control will not prevent or detect and timely correct a material misstatement of the City's financial statements. A *significant deficiency* is a deficiency, or a combination of deficiencies, in internal control that is less severe than a material weakness, yet important enough to merit attention by those charged with governance.



...“bringing more to the table”

Tax – Accounting – Audit – Review – Compilation – Agreed Upon Procedure – Consultation – Bookkeeping – Payroll

Litigation Support – Financial Investigations

Members: American Institute of Certified Public Accountants

• Ohio Society of CPAs • West Virginia Society of CPAs • Association of Certified Fraud Examiners •

• Association of Certified Anti - Money Laundering Specialists •



Internal Control Over Financial Reporting (Continued)

Our consideration of internal control was for the limited purpose described in the first paragraph of this section and was not designed to identify all internal control deficiencies that might be material weaknesses or significant deficiencies. Given these limitations, we did not identify any deficiencies in internal control that we consider material weaknesses. However, unidentified material weaknesses may exist.

Compliance and Other Matters

As part of reasonably assuring whether the City's financial statements are free of material misstatement, we tested its compliance with certain provisions of laws, regulations, contracts, and grant agreements, noncompliance with which could directly and materially affect the determination of financial statement amounts. However, opining on compliance with those provisions was not an objective of our audit and accordingly, we do not express an opinion. The results of our tests disclosed no instances of noncompliance or other matters we must report under *Government Auditing Standards*.

Purpose of this Report

This report only describes the scope of our internal control and compliance testing and our testing results, and does not opine on the effectiveness of the City's internal control or on compliance. This report is an integral part of an audit performed under *Government Auditing Standards* in considering the City's internal control and compliance. Accordingly, this communication is not suitable for any other purpose.



Perry and Associates
Certified Public Accountants, A.C.
Marietta, Ohio

City of North Canton, Ohio



Comprehensive Annual Financial Report

For Fiscal Year Ended December 31, 2015

CITY OF NORTH CANTON, OHIO

COMPREHENSIVE ANNUAL FINANCIAL REPORT

FOR THE YEAR ENDED DECEMBER 31, 2015



KAREN S. ALGER, CPA
DIRECTOR OF FINANCE

PREPARED BY THE CITY FINANCE DEPARTMENT



City of North Canton, Ohio



Introductory Section

CITY OF NORTH CANTON, OHIO
COMPREHENSIVE ANNUAL FINANCIAL REPORT
FOR THE YEAR ENDED DECEMBER 31, 2015

TABLE OF CONTENTS

I. INTRODUCTORY SECTION

Title Page	
Table of Contents	i-iv
Letter of Transmittal.....	v-ix
Certificate of Achievement for Excellence in Financial Reporting.....	x
Organizational Chart	xi
List of Principal Officials.....	xii
Department of Finance Organizational Chart.....	xii

II. FINANCIAL SECTION

Independent Auditor’s Report	1-3
Management’s Discussion and Analysis	5-22
Basic Financial Statements:	
Government-Wide Financial Statements:	
Statement of Net Position	23
Statement of Activities.....	24-25
Fund Financial Statements:	
Balance Sheet - Governmental Funds	26-27
Reconciliation of Total Governmental Fund Balances to Net Position of Governmental Activities	29
Statement of Revenues, Expenditures and Changes in Fund Balances - Governmental Funds.....	30-31
Reconciliation of the Statement of Revenues, Expenditures and Changes in Fund Balances of Governmental Funds to the Statement of Activities.....	32
Statement of Revenues, Expenditures and Changes in Fund Balance - Budget and Actual (Non-GAAP Budgetary Basis):	
General Fund.....	33
Emergency Medical Services Levy Fund.....	34
Statement of Net Position - Proprietary Funds.....	35
Statement of Revenues, Expenses and Changes in Net Position - Proprietary Funds	36
Statement of Cash Flows - Proprietary Funds.....	37-38
Statement of Fiduciary Assets and Liabilities - Agency Fund	39
Notes to the Basic Financial Statements.....	41-87

Required Supplementary Information:

Schedule of the City's Proportionate Share of the Net Pension Liability/Net Pension Asset - Ohio Public Employees Retirement System (OPERS) - Last Two Years	90
Schedule of the City's Proportionate Share of the Net Pension Liability - Ohio Police & Fire (OP&F) Pension Fund - Last Two Years	91
Schedule of City Contributions - Ohio Public Employees Retirement System (OPERS) - Last Ten Years	92-93
Ohio Police & Fire (OP&F) Pension Fund - Last Ten Years	94-95
Notes to the Required Supplementary Information	96

Combining Statements and Individual Fund Schedules:

Major Funds:

Fund Descriptions - Major Funds.....	98
Individual Fund Schedules of Revenues, Expenditures and Changes in Fund Balance - Budget and Actual (Non-GAAP Budgetary Basis) - Major Funds:	
General Fund	99-102
Emergency Medical Services Levy Fund	103
Capital Improvement Fund.....	104
Individual Fund Schedules of Revenues, Expenses, and Changes in Fund Equity - Budget and Actual (Non-GAAP Budgetary Basis) - Enterprise Funds:	
Water Fund.....	105
Sewer Fund.....	106
Garbage Fund.....	107

Combining Statements - Nonmajor Governmental Funds:

Fund Descriptions - Nonmajor Governmental Funds	108-109
Combining Balance Sheet - Nonmajor Governmental Funds	110
Combining Statement of Revenues, Expenditures and Changes in Fund Balances - Nonmajor Governmental Funds	111

Special Revenue Funds:

Combining Balance Sheet - Nonmajor Special Revenue Funds	112-114
Combining Statement of Revenues, Expenditures and Changes in Fund Balances - Nonmajor Special Revenue Funds	116-118

Individual Fund Schedules of Revenues, Expenditures and Changes in Fund
Balance - Budget and Actual (Non-GAAP Budgetary Basis) - Nonmajor Special Revenue Funds:

Fire Operating Levy Fund	119
Computer Fund.....	120
Enforcement and Education Fund	121
Street Construction, Maintenance and Repair Fund	122
Storm Sewer Levy Fund.....	123
Street Levy Fund	124
Municipal Road Fund.....	125
General Trust Fund.....	126
Law Enforcement Trust Fund.....	127
Continuing Professional Education Fund	128
Community Disaster Relief Fund.....	129
Income Tax Fund	130
Compensated Absences Fund.....	131
North Canton CIC Escrow Fund	132

Capital Projects Funds:

Combining Balance Sheet - Nonmajor Capital Projects Funds.....	133
Combining Statement of Revenues, Expenditures and Changes in Fund Balances - Nonmajor Capital Projects Funds.....	134
Individual Fund Schedule of Revenues, Expenditures and Changes in Fund Balance - Budget and Actual (Non-GAAP Budgetary Basis) - Nonmajor Capital Projects Funds:	
Issue II Fund.....	135
Hoover District Improvement Fund	136
Indoor Firearms Training Range Improvement Fund.....	137

Proprietary Funds:

Fund Descriptions	138
Internal Service Fund:	
Schedule of Revenues, Expenses, and Changes in Fund Equity - Budget and Actual (Non-GAAP Budgetary Basis) - Insurance Fund	139
Agency Fund:	
Fund Description	140
Statement of Changes in Assets and Liabilities - Agency Fund	141

III. STATISTICAL SECTION

Table of Contents	143
Net Position by Component - Last Ten Years	144-145
Changes in Net Position - Last Ten Years.....	146-151
Fund Balances, Governmental Funds - Last Ten Years	152-153
Changes in Fund Balances, Governmental Funds - Last Ten Years.....	154-155
Assessed Valuation and Estimated True Values of Taxable Property - Last Ten Years	156-157
Property Tax Rates - Direct and Overlapping Governments - Last Ten Years	158-159
Property Tax Levies and Collections - Last Ten Years	160-161
Principal Taxpayers - Real Estate Tax - Current Year and Nine Years Ago	162
Income Tax Revenue Base and Collections (Cash Basis) - Last Ten Years	163
Legal Debt Margin - Last Ten Years.....	164-165
Ratios of Outstanding Debt by Type - Last Ten Years	166
Direct and Overlapping Governmental Activities Debt - as of December 31, 2015	167
Water Debt Loan Pledged Revenue Coverage Water Fund - Last Nine Years	168
Sewer Debt Loan Pledged Revenue Coverage Sewer Fund – Last Six Years.....	169
Demographic and Economic Statistics - Last Ten Years	170-171
Principal Employers by Total Income Tax Withholding - Current Year and Nine Years Ago ...	172
Principal Employers by Number of Employees - Current Year and Nine Years Ago.....	173

Full-Time-Equivalent City Governmental Employees by Function/Program - Last Ten Years	174
Capital Asset Statistics by Function/Program - Last Ten Years.....	176-177
Operating Indicators by Function/Program - Last Ten Years.....	178-179



City of NORTH CANTON, OHIO

145 NORTH MAIN STREET
NORTH CANTON, OHIO 44720-2587
www.northcantonohio.com

June 25, 2016

Honorable Citizens of North Canton
And Members of City Council
North Canton, Ohio

Transmittal Letter

The Comprehensive Annual Financial Report (CAFR) of the City of North Canton, Ohio (the “City”) is hereby presented. This CAFR represents the official report of the City of North Canton’s operations and financial position for the year ended December 31, 2015, and has been developed to accurately detail the status of City finances to North Canton residents and elected officials, investment banks, underwriters and all other interested parties. This report includes the City’s implementation of accounting principles generally accepted in the United States of America (GAAP) set forth by the Governmental Accounting Standards Board (GASB).

Responsibility for both the accuracy of the data and the completeness and fairness of the presentation, including all disclosures, rests with the City. To the best of our knowledge and belief, the enclosed data are accurate in all material respects and are reported in a manner designed to present fairly the financial position and results of operations of the City. All disclosures necessary to enable the reader to gain an understanding of the City’s financial activities have been included. Because the cost of internal control should not exceed anticipated benefits, the objective is to provide reasonable, rather than absolute, assurance that the financial statements are free of any material misstatements.

State statutes require the City to be subjected to an annual audit by the Auditor of State or by an independent certified public accountant approved by the Auditor of State. The firm of Perry & Associates, CPA’s A.C. has performed the City audit as of December 31, 2015 and they have issued an unmodified (“clean”) opinion. The Independent Auditor’s Report on the basic financial statements and the combining and individual fund statements and schedules are included financial section of this report.

GAAP requires that management provide a narrative introduction, overview, and analysis to accompany the basic financial statements in the form of a Management’s Discussion and Analysis (MD&A). This letter of transmittal is designed to complement the MD&A and should be read in conjunction with it. The MD&A can be found immediately following the Independent Auditor’s Report.

As part of the City’s independent audit, tests are made to determine the adequacy of the internal control structure, as well as to determine that the City has complied with applicable laws and regulations. The results of the City’s independent audit for the year ended December 31, 2014 provided no instances of material weaknesses in the internal control structure or significant violations of applicable laws and regulations.

Reporting Entity

The City has reviewed its reporting entity definition in order to ensure conformance with GASB Statement No. 14, "*The Financial Reporting Entity*" as amended by GASB Statement No. 39, "*Determining Whether Certain Organizations Are Component Units*" and GASB Statement No. 61, "*The Financial Reporting Entity: Omnibus*". In evaluating how to define the City for financial reporting purposes, management has considered all agencies, departments and organizations making up the City of North Canton (the primary government) and its potential component units. The primary government consists of all funds, departments, boards and agencies that are not legally separate from the City. For the City of North Canton, this includes the departments and agencies that provide the following services: police and fire protection, parks and recreation, planning, zoning, street maintenance and repair, mayor's court and general administrative services. The City has one component unit: The City of North Canton Community Improvement Corporation that is shown as a separate discrete component unit. This component unit is included as part of the reporting entity because the primary government appoints all members of their board of trustees and is able to impose its will on the organization.

Profile of the Government

The City acquired its first existence as a recognized political entity when the Village plat was recorded on February 19, 1831 as New Berlin. As a result of sentiment against Germany during World War I, the name of the Village was changed to North Canton on January 31, 1918. The City gained formal status as a City effective January 1, 1962. The City is located in the northern half of Stark County and is approximately 7.15 square miles in size. The City's population, according to the 2010 census, was 17,488.

The City is a home-rule municipal corporation operating under the laws of the State of Ohio. The City's current charter, its municipal constitution, has been amended seven times since its original adoption on November 8, 1960. The laws of the State of Ohio prevail when conflicts exist between the charter and the State constitution and in matters where the charter is silent. The Charter provides for a "Mayor-Administrator-Council" form of government. The City's charter can only be amended by a majority vote of the City's registered voters.

Legislative authority is vested in a seven-member Council, four of which are elected from wards and three are elected at-large. Council members are elected for two year terms in the odd numbered years through a nonpartisan election process. Their term of office begins December 1. The Council holds an organizational meeting within the first three days of December each year. The Mayor presides over the meeting until President of Council is elected by the members of Council.

The Director of Law, Director of Finance and Clerk to the Council are appointed by, and serve at the pleasure of the Council. Council also appoints the three members of the City's Civil Service Commission. The Council fixes compensation of City officials and employees, and enacts legislation in the form of ordinances and resolutions relative to City services, tax levies, appropriating and borrowing monies, and other municipal purposes.

The Mayor is elected for a two year term to begin on the first day of December following the election. According to the Charter, the Mayor is the executive of the City and is responsible to the electors for enforcement of all laws and ordinances, and for control and proper operation of all administrative departments and divisions. The Mayor appoints a Director of Administration subject to confirmation by a majority vote of Council. The Director of Administration is responsible to the Mayor for the general administration of the affairs of the City.

As authorized by its charter and codes, the City provides the following broad categories of services to its citizens:

- The Department of Service includes the divisions of Streets, Sewer, Water, Engineering, and Parks and Playgrounds.
- The Department of Safety includes the divisions of Police, Fire, Health and Sanitation, Emergency Medical Services, and Inspection and Licensing.
- The City also operates three enterprise activities: a water system, a sewer system, and garbage service. The water service is metropolitan in nature and reaches far beyond the City's incorporated boundaries.

The Council is required to adopt a permanent appropriation measure within ninety days of the beginning of the year covered by such ordinance. The annual budget serves as the foundation for the City of North Canton's financial planning and control. The budget is prepared by fund. Amounts can be transferred between line items within a fund with the approval of the Finance Committee of Council. Transfers between funds, however, need special approval from Council.

Local Economy

Background

The City of North Canton is located in Northeast Ohio along the Interstate 77 corridor with convenient access to markets in Cleveland, Akron and Canton. The Akron Canton regional Airport is located within a five-minute drive from the City's corporate limits and provides nationwide passenger and commercial airfreight services to the region. Major Airlines, such as Allegiant Air, American Airlines, Delta Airlines, United Airlines and Southwest Airlines, provide passenger service at the facility and the passenger traffic at the airport represents approximately twenty percent of all air travel growth in Ohio. The airport had approximately two million customers in 2015.

North Canton's location allows business and industry to take advantage of a regional academic cluster that contains six universities/colleges that offer high tech programs in biosciences, bioinformatics, fuel cells and information technology. These Universities's include Walsh University, Stark State College, Kent State University, University of Akron, Malone University, and University of Mount Union.

Recent Economic History

The City of North Canton was the Home for the Hoover Company for over 100 years and the company employed over 4,000 persons locally at its peak. In 2007, the Hoover Manufacturing Company's parent company, the Maytag Corporation, was purchased by the Whirlpool Corporation as part of a larger acquisition package and then subsequently sold to Techtronic Industries Company Ltd. (TTI) for approximately \$107 million. TTI decided they would close the North Canton Hoover Manufacturing Plant at the end of the third quarter of 2007. At the time of TTI's announcement, the employment levels at the North Canton Hoover facility were about 800 hourly workers. The plant was officially closed on September 27, 2007.

After the closure, California based Industrial Realty Group (IRG) and Industrial Commerce Realty (ICR), national and regional real estate development companies that specialize in redevelopment of older industrial buildings, purchased the former Hoover site on January 28, 2008. The official ownership of the site is Maple Street Commerce, LLC. The City and Developer have renamed the site as the "Hoover District" to connect the past community history with the new marketing efforts to redevelop the site.

Current Local Economy

Since 2008, the partnership between the City of North Canton and Hoover District Developer have continued to bring new employees and increased income tax revenues to the City. Currently fourteen companies call the Hoover District their home and employ over 1,000 people and the total annual income tax revenue for the 2015 calendar year has increased to over \$418,750.

The Hoover District continues to play a big role helping drive the City's economy. The City and the Developer continue to work together to redevelop the Hoover District site for warehousing, manufacturing, offices, limited retail, and residential housing units that offers a true "live work" community.

In addition, the community has several other business clusters including healthcare, business services and education. This includes a significant presence of the Aultman North Medical Care Facility/North Canton Medical Group, the Mercy Medical Center, St. Lukes, The Windsor, and the Northeast Professional Home Care Inc. and numerous medical and dental offices account for over 1,250 jobs.

The City also boasts over 400 jobs involved in software development with companies like Prime Pro Data Inc., People 2.0 Global Inc. and Squirrels LLC. Further, employment in education has increased to over 2,650 jobs at both Walsh University and the North Canton Board of Education.

Along with the rapidly redeveloping Hoover District, and the other thriving business clusters, the City has approximately seventeen shovel ready acres set for development at Waterside Center on South Main Street developed as an office park to house research and technology companies. The City is bullish on the new development opportunities at this location.

At the end of calendar year 2015, the City had approximately 445 businesses. The vacancy rates for businesses declined for the third year in a row to about three to four percent (excluding the Hoover District).

Long-Term Financial Planning

The City's income tax ordinance provides for 0.30 percent of the first 1 percent tax rate (after paying all costs associated with the collection of the income tax) be used for capital improvements and 0.70 percent of the first 1 percent be used for general operations of the City. The remaining 0.5 percent tax rate may be used for either general operations of the City or capital improvements. In the past, the City has been able to use 50 percent of its income tax collections for capital projects. However, over the past few years, as the cost of general operations has increased at a greater pace than income tax collections, the amount directed to capital improvements has been reduced to the minimum amount allowed. As there are fewer funds for capital projects, the City has looked at other means to finance equipment purchases and road, curb and gutter improvements. These financing options include capital leasing, grants and zero interest loans.

Relevant Financial Policies

During 2015, the City continued its commitment to fund the compensated absences fund in order to accumulate resources for the payout of earned vacation and eligible sick leave to employees who terminate employment with the City. In 2015 the City contributed \$424,000 to the fund and anticipates continuing funding that level on an annual basis.

In 2011, the Ohio General Assembly eliminated the estate tax for all deaths occurring on and after January 1, 2013. It is important to note that 2014 results include a significant distribution from the now phased out estate tax. Pursuant to the legislation in 2006 which authorized the transfer of any estate tax collections in excess of \$300,000 to the capital improvement fund the City transferred \$770,000 in 2015.

Major Initiatives

The City of North Canton will continue its major initiatives/focus areas it has adopted over the past few years that concentrates its efforts on financial stability and growth. The City has prospered since the end of the “Great Recession” that officially occurred in the period of 2008 through 2009. Job losses, plant closures, and significant cuts in state promised funding substantially effected the City’s finances and ability to deliver services to its residential and commercial customers. As a result, the City has adopted several major management issues to assure long-term financial stability, growth, and delivery of superior customer service. These include the following:

1. Lean staffing controls;
2. Controlling expenditures;
3. Improvement of operating efficiencies;
4. Maintenance of a strong general fund and capital improvement fund balances;
5. Development of a capital improvement plans to repair and replace capital assets;
6. Strong investment policies;
7. Aggressive grant seeking for economic development and capital improvement projects;
8. Major focus on economic development and job retention and expansion and,
9. Superior service delivery to residents and business customers.

These measures have been effective in reducing costs and improving efficiencies throughout the City for the 2012 – 2015 fiscal years. Several examples include strong managed operating revenues and expenses with very strong revenue to expense ratios, very strong and improving trends in the general fund, strong job growth during this period evidenced by positive trends and continual increases in income tax revenue during the period, and a defined five-year capital improvement plan. Further, aggressive grant seeking has allowed the replacement and installation of new infrastructure at a fraction of the cost to the City’s capitals improvement funds.

Awards and Acknowledgements


The Government Finance Officers Association of the United States and Canada (GFOA) awarded a Certificate of Achievement for Excellence in Financial Reporting to the City of North Canton for its Comprehensive Annual Financial Report for the year ended December 31, 2014. This was the twenty-seventh consecutive year that the government has achieved this prestigious national award. In order to be awarded a Certificate of Achievement, a government unit must publish an easily readable and efficiently organized comprehensive annual financial report. This report must satisfy both generally accepted accounting principles and applicable legal requirements.

A Certificate of Achievement is valid for a period of one year only. We believe our current report continues to conform to the Certificate of Achievement Program requirements, and we are submitting it the GFOA to determine its eligibility for another certificate.

I would like to thank the Mayor and Members of Council for their support for continued excellence in financial reporting and disclosure. The City would like to express its appreciation to Julian & Grube, Inc. for their assistance with the preparation of this CAFR.

This comprehensive annual financial report was prepared by the Finance Department with the efficient and dedicated services of its entire staff. I express my appreciation to each of them and too many of the City’s other employees contributing to this effort.

Respectfully Submitted,



Karen S. Alger
Director of Finance



Government Finance Officers Association

Certificate of
Achievement
for Excellence
in Financial
Reporting

Presented to

City of North Canton
Ohio

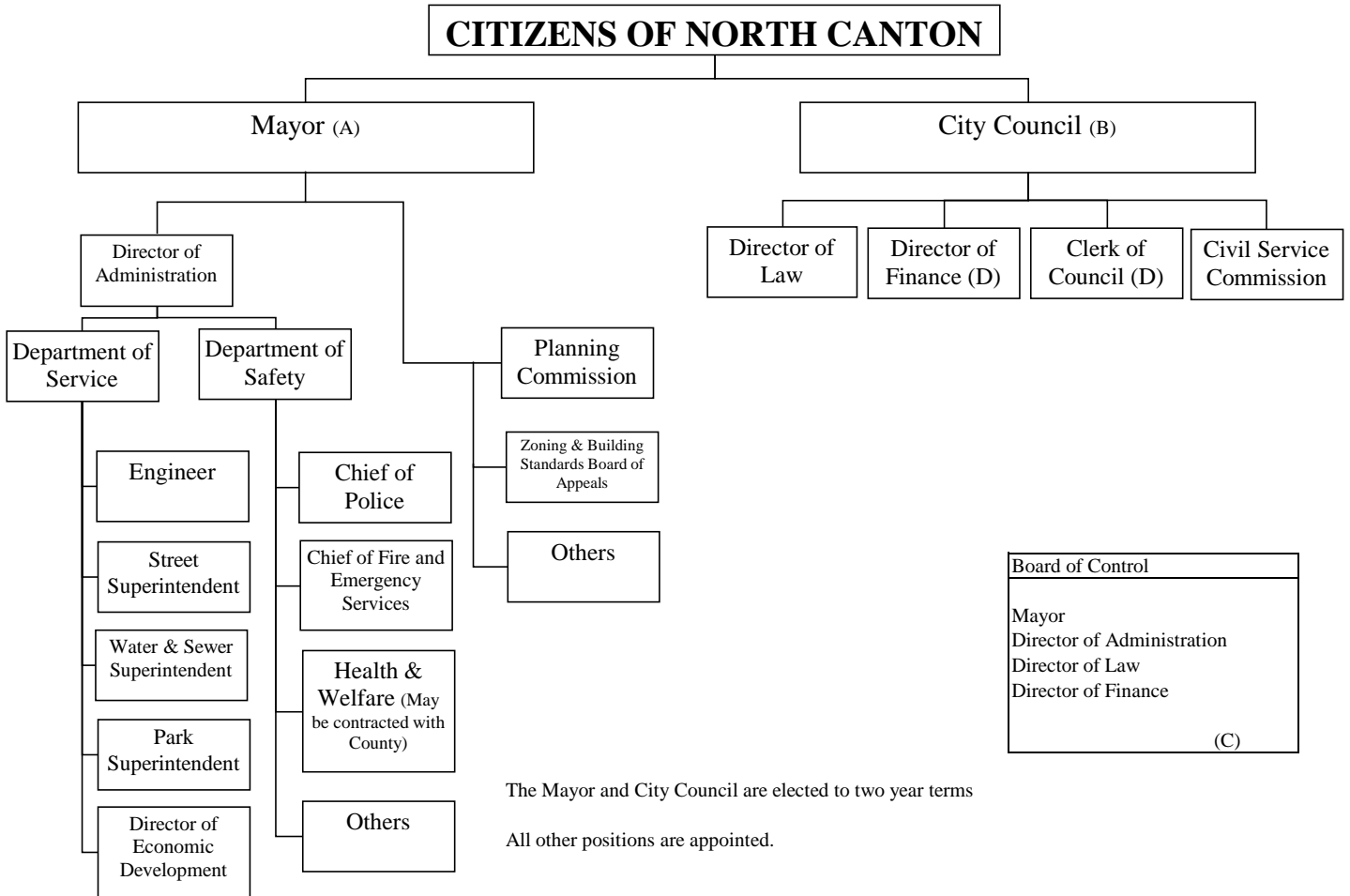
For its Comprehensive Annual
Financial Report
for the Fiscal Year Ended

December 31, 2014

Executive Director/CEO

CITY OF NORTH CANTON, OHIO

**CHARTER GOVERNMENT
ORGANIZATIONAL CHART**



The Mayor and City Council are elected to two year terms

All other positions are appointed.

(A) Chief executive with judicial powers and veto power over ordinances

(B) Elects Council President and Vice President

(C) Awards contracts over Ohio Revised Code bidding limit

(D) May be combined

CITY OF NORTH CANTON, OHIO

LIST OF PRINCIPAL OFFICIALS
AS OF DECEMBER 31, 2015

ELECTED CITY OFFICIALS

MAYOR

HONORABLE DAVID J. HELD

CITY COUNCIL

DANIEL J. PETERS, PRESIDENT, WARD 2
DOUGLAS V. FOLTZ, VICE PRESIDENT, WARD 1
MARSHA KIESLING, AT-LARGE
MARK CERRETA, AT-LARGE
DAN GRIFFITH, AT-LARGE
STEPHANIE S. WERREN, WARD 3
DOMINIC FONTE, WARD 4

APPOINTED CITY OFFICIALS

DIRECTOR OF ADMINISTRATION

MICHAEL J. GRIMES

DIRECTOR OF FINANCE

KAREN S. ALGER

DIRECTOR OF LAW

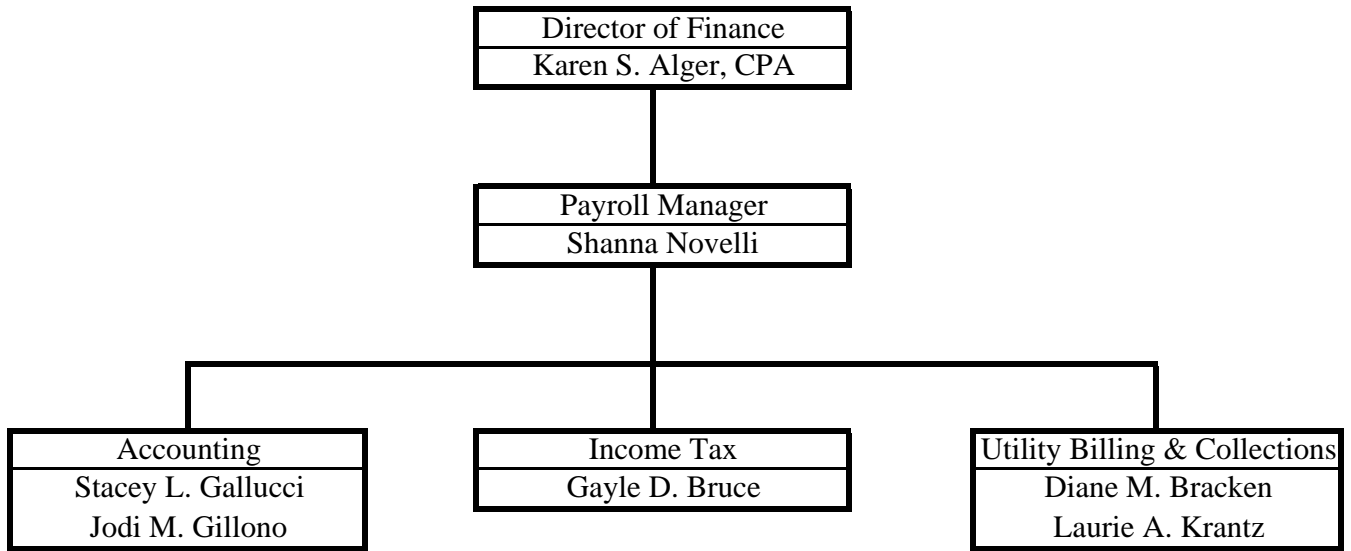
TIM FOX

CLERK OF COUNCIL

MARY BETH BAILEY

CITY OF NORTH CANTON, OHIO

DEPARTMENT OF FINANCE
ORGANIZATIONAL CHART
AS OF DECEMBER 31, 2015



THIS PAGE IS INTENTIONALLY LEFT BLANK



City of North Canton, Ohio



Financial Section



428 Second St.
Marietta, OH 45750
740.373.0056

1035 Murdoch Ave.
Parkersburg, WV 26101
304.422.2203

104 South Sugar St.
St. Clairsville, OH 43950
740.695.1569

INDEPENDENT AUDITOR'S REPORT

June 25, 2016

City of North Canton
Stark County
145 North Main Street
North Canton, Ohio 44720

To the City Council:

Report on the Financial Statements

We have audited the accompanying financial statements of the governmental activities, the business-type activities, the discretely presented component unit, each major fund, and the aggregate remaining fund information of the **City of North Canton**, Stark County, Ohio (the City), as of and for the year ended December 31, 2015, and the related notes to the financial statements, which collectively comprise the City's basic financial statements as listed in the table of contents.

Management's Responsibility for the Financial Statements

Management is responsible for preparing and fairly presenting these financial statements in accordance with accounting principles generally accepted in the United States of America; this includes designing, implementing, and maintaining internal control relevant to preparing and fairly presenting financial statements that are free from material misstatement, whether due to fraud or error.

Auditor's Responsibility

Our responsibility is to opine on these financial statements based on our audit. We audited in accordance with auditing standards generally accepted in the United States of America and the financial audit standards in the Comptroller General of the United States' *Government Auditing Standards*. Those standards require us to plan and perform the audit to reasonably assure the financial statements are free from material misstatement.

An audit requires obtaining evidence about financial statement amounts and disclosures. The procedures selected depend on our judgment, including assessing the risks of material financial statement misstatement, whether due to fraud or error. In assessing those risks, we consider internal control relevant to the City's preparation and fair presentation of the financial statements in order to design audit procedures that are appropriate in the circumstances, but not to the extent needed to opine on the effectiveness of the City's internal control. Accordingly, we express no opinion. An audit also includes evaluating the appropriateness of management's accounting policies and the reasonableness of their significant accounting estimates, as well as our evaluation of the overall financial statement presentation.

... "bringing more to the table"

Tax – Accounting – Audit – Review – Compilation – Agreed Upon Procedure – Consultation – Bookkeeping – Payroll
Litigation Support – Financial Investigations

Members: American Institute of Certified Public Accountants

- Ohio Society of CPAs • West Virginia Society of CPAs • Association of Certified Fraud Examiners •
- Association of Certified Anti - Money Laundering Specialists •

Auditor's Responsibility (Continued)

We believe the audit evidence we obtained is sufficient and appropriate to support our audit opinions.

Opinion

In our opinion, the financial statements referred to above present fairly, in all material respects, the respective financial position of the governmental activities, the business-type activities, the discretely presented component unit, each major fund, and the aggregate remaining fund information of the City of North Canton, Stark County, Ohio, as of December 31, 2015, and the respective changes in financial position and, where applicable, cash flows thereof and the respective budgetary comparisons for the General and Emergency Medical Services Levy funds thereof for the year then ended in accordance with the accounting principles generally accepted in the United States of America.

Emphasis of Matter

As discussed in Note 3 to the financial statements, during the year ended December 31, 2015, the City adopted Governmental Accounting Standard Board (GASB) Statement No. 68, *Accounting and Financial Reporting for Pensions – an amendment of GASB Statement No. 27* and GASB Statement No. 71, *Pension Transition for Contributions Made Subsequent to the Measurement Date*. We did not modify our opinion regarding this matter.

Other Matters

Required Supplementary Information

Accounting principles generally accepted in the United States of America require this presentation to include *Management's discussion and analysis*, schedules of net pension liabilities and pension contributions listed in the table of contents, to supplement the basic financial statements. Although this information is not part of the basic financial statements, the Governmental Accounting Standards Board considers it essential for placing the basic financial statements in an appropriate operational, economic, or historical context. We applied certain limited procedures to the required supplementary information in accordance with auditing standards generally accepted in the United States of America, consisting of inquiries of management about the methods of preparing the information and comparing the information for consistency with management's responses to our inquiries, to the basic financial statements, and other knowledge we obtained during our audit of the basic financial statements. We do not opine or provide any assurance on the information because the limited procedures do not provide us with sufficient evidence to opine or provide any other assurance.

Supplementary and Other Information

Our audit was conducted to opine on the City's basic financial statements taken as a whole.

The introductory section, the financial section's combining statements, individual fund statements and schedules and the statistical section information present additional analysis and are not a required part of the basic financial statements.

The statements and schedules are management's responsibility, and derive from and relate directly to the underlying accounting and other records used to prepare the basic financial statements. We subjected these statements and schedules to the auditing procedures we applied to the basic financial statements. We also applied certain additional procedures, including comparing and reconciling statements and schedules directly to the underlying accounting and other records used to prepare the basic financial statements or to the basic financial statements themselves in accordance with auditing standards generally accepted in the United States of America. In our opinion, these statements and schedules are fairly stated in all material respects in relation to the basic financial statements taken as a whole.

We did not subject the introductory section and statistical section information to the auditing procedures applied in the audit of the basic financial statements and, accordingly, we express no opinion or any other assurance on them.

Other Reporting Required by Government Auditing Standards

In accordance with *Government Auditing Standards*, we have also issued our report dated June 25, 2016, on our consideration of the City's internal control over financial reporting and our tests of its compliance with certain provisions of laws, regulations, contracts and grant agreements and other matters. That report describes the scope of our internal control testing over financial reporting and compliance, and the results of that testing, and does not opine on internal control over financial reporting or on compliance. That report is an integral part of an audit performed in accordance with *Government Auditing Standards* in considering the City's internal control over financial reporting and compliance.

A handwritten signature in cursive script that reads "Perry & Associates CPAs A.C.".

Perry and Associates
Certified Public Accountants, A.C.
Marietta, Ohio

THIS PAGE IS INTENTIONALLY LEFT BLANK

CITY OF NORTH CANTON, OHIO

MANAGEMENT'S DISCUSSION AND ANALYSIS FOR THE YEAR ENDED DECEMBER 31, 2015 UNAUDITED

The Management's Discussion and Analysis for the City of North Canton's (the "City") financial statements provides an overview of the City's financial activities for the year ended December 31, 2015. The intent of this discussion and analysis is to provide a narrative that describes the City's performance as a whole. To obtain a more detailed understanding, one should also review the transmittal letter, the notes to the basic financial statements and the basic financial statements.

Financial Highlights

Key financial highlights for 2015 are as follows:

- The total net position of the City increased \$2,599,366. Net position of governmental activities increased \$1,225,103 or 2.93% over 2014's restated net position and business-type activities increased \$1,374,263 or 3.97% over 2014's restated net position.
- General revenues accounted for \$10,394,751 or 74.89% of total governmental activities revenue. Program specific revenues accounted for \$3,485,084 or 25.11% of total governmental activities revenue.
- The City had \$12,774,732 in expenses related to governmental activities; \$3,485,084 of these expenses were offset by program specific charges for services, grants or contributions. The remaining expenses of the governmental activities of \$9,289,648 were offset by general revenues (primarily property taxes, income taxes and unrestricted grants and entitlements) of \$10,394,751.
- The general fund had revenues and other financing sources of \$8,612,951 in 2015. The expenditures and other financing uses of the general fund totaled \$7,935,293 in 2015. The net increase in the fund balance for the general fund was \$677,658 or 10.27%, from \$6,595,741 to \$7,273,399.
- The emergency medical services levy fund had revenues and other financing sources of \$1,453,625 in 2015. The emergency medical services levy fund had expenditures and other financing uses of \$1,449,587. The fund balance of the emergency medical services levy fund increased \$4,038 from \$296,709 to \$300,747.
- The capital improvement major fund had \$2,998,502 in revenues and other financing sources and \$2,462,248 in expenditures in 2015. The fund balance for the capital improvement fund increased \$536,254 or 10.79%, from \$4,969,606 to \$5,505,860.
- Net position for the business-type activities, which are made up of the water, sewer, and garbage funds, increased \$1,374,263 from a restated net position of \$34,607,297 to \$35,981,560 in 2015.
- The water fund had \$6,876,229 in operating revenues and \$4,906,806 in operating expenses in 2015. The water fund also had nonoperating expenses of \$415,337 and transfers out of \$80,000. The net position of the water fund increased \$1,474,086 or 6.09%.
- The sewer fund had \$2,917,326 in operating revenues and \$3,005,691 in operating expenses in 2015. The sewer fund also had non-operating expenses of \$12,430 and transfers out of \$40,000. The net position of the sewer fund decreased \$140,795 or 1.41%.
- The garbage fund had \$895,826 in operating revenues and \$922,085 in operating expenses in 2015. The garbage fund also had non-operating revenues of \$66,227. The net position of the garbage fund increased \$39,968 or 26.31%.

Using this Comprehensive Annual Financial Report (CAFR)

The City's annual report consists of a series of financial statements and notes to those statements. The statements are organized so the reader can understand the City of North Canton as a total financial and operating entity. The individual statements provide a detailed look at specific financial activities.

CITY OF NORTH CANTON, OHIO

MANAGEMENT'S DISCUSSION AND ANALYSIS FOR THE YEAR ENDED DECEMBER 31, 2015 UNAUDITED

The City's basic financial statements are comprised of three components: 1) City-wide financial statements; 2) fund financial statements; and 3) notes to the financial statements. This report also contains other supplementary information in addition to the basic financial statements themselves.

The Statement of Net Position and the Statement of Activities provide information about the activities of the City as a whole and present a long-term view of the City's finances. Fund financial statements provide the next level of detail. For governmental funds, these statements tell the reader how services were financed in the short-term, as well as the amount of funds remaining for future spending. The fund financial statements also look at the City's major funds with all other non-major funds presented in total in one column.

Reporting the City as a Whole

Statement of Net Position and Statement of Activities

The analysis of the City as a whole begins on page 8. One of the most important questions asked about the City's finances is, "How did the City perform financially during 2015?" The Statement of Net Position and the Statement of Activities provide information concerning the City as a whole and its financial activities that will assist the reader in answering this question. These statements include all assets, deferred outflows of resources, liabilities and deferred inflows of resources using the accrual method of accounting similar to the accounting used by most private-sector businesses. This method of accounting will take into account all of the current year's revenues and expenses regardless of when cash is received or paid.

These two statements report the City's net position and changes in the net position. The change in net position is important because it allows the reader to judge in many respects as to whether or not the City's financial position has improved or diminished over the past year. The causes of any change in financial position for the City may be related to, or the result of, many factors, some of which may be directly financial, and others which may be only indirectly related to the City's finances. Indirect financial factors include changes in the City's tax or revenue base, changes in general tax law in Ohio or the City, variations in economic conditions, the condition of the City's capital assets and other related factors which may impact revenues or expenses.

In the Statement of Net Position and the Statement of Activities, the City operation is divided into two distinct types of activities as follows:

- **Governmental Activities** - Most of the City's programs and services are considered to be governmental activities, including general government, security of persons and property, public health and welfare, transportation, community environment, leisure time activities and basic utility services. These services are funded primarily by taxes and intergovernmental revenues including federal and state grants and other shared revenues.
- **Business-Type Activities** - These services are provided on a charge for goods or services basis to recover all of the expenses of the goods or services provided.

The City-wide financial statements can be found on pages 23-24 of this report.

Fund Financial Statements

A fund is a grouping of related accounts that is used to maintain control over resources that have been segregated for specific activities or objectives. The City, like the State and other local governments, uses fund accounting to ensure and demonstrate compliance with finance-related legal requirements. All of the funds of the City can be divided into three categories: governmental funds, proprietary funds and fiduciary funds.

Fund financial reports provide detailed information about the City's major funds. The City uses many funds to account for a multitude of financial transactions. However, these fund financial statements focus on the City's most significant funds, not on the City as a whole. The City's major governmental funds are the general fund, the emergency medical services levy fund and the capital improvement fund. The City's major proprietary funds are the water fund, the sewer fund and the garbage fund.

CITY OF NORTH CANTON, OHIO

MANAGEMENT'S DISCUSSION AND ANALYSIS FOR THE YEAR ENDED DECEMBER 31, 2015 UNAUDITED

Governmental Funds

Governmental funds are used to account for essentially the same functions reported as governmental activities in the government-wide financial statements. However, unlike the government-wide financial statements, governmental fund financial statements focus on events that produce near-term inflows and outflows of spendable resources, as well as on the balances of spendable resources available at the end of the year. This information is useful in evaluating a government's near-term financing requirements.

Because the focus of the governmental funds is narrower than that of the government-wide financial statements, it is useful to compare the information presented for the City's governmental funds with similar information presented for governmental activities in the government-wide financial statements. By doing so, readers may better understand the long-term impact of the government's near-term financing decisions. Both the governmental fund Balance Sheet and the governmental fund Statement of Revenues, Expenditures and Changes in Fund Balances provide a reconciliation to facilitate this comparison between governmental funds and governmental activities.

The City maintains numerous individual governmental funds. Information is presented separately in the governmental fund Balance Sheet and in the governmental Statement of Revenues, Expenditures, and Changes in Fund Balances for the major funds, which were identified earlier. Data from the other governmental funds are combined into a single, aggregated presentation. Individual fund data for each of these nonmajor governmental funds is provided in the form of combining statements elsewhere in this report. The basic governmental fund financial statements can be found on pages 26-34 of this report.

The City adopts an annual appropriation budget for its general fund and other funds. Budgetary statements and schedules have been provided for all annually budgeted funds to demonstrate compliance.

Proprietary Funds

The City maintains two different types of proprietary funds. Enterprise funds are used to report the same functions presented as business-type activities in the government-wide financial statements. The City uses enterprise funds to account for its water system, sewer and garbage. Internal service funds are an accounting device used to accumulate and allocate costs internally among the City's various functions. The City uses an internal service fund to account for its self-insurance programs for medical-related employee benefits. The basic proprietary fund statements can be found on pages 35-38 of this report.

Fiduciary Funds

Fiduciary funds are used to account for resources held for the benefit of parties outside the government. Fiduciary funds are not reflected on the government-wide financial statements because the resources from those funds are not available to support the City's programs. The accounting method used for fiduciary funds is much like that used for the proprietary funds. The basic fiduciary fund financial statement can be found on page 39 of this report.

Notes to the Basic Financial Statements

The financial statement notes provide additional information that is essential to a full understanding of the data provided in the government-wide and fund financial statements. Notes to the basic financial statements can be found on pages 41-87 of this report.

Required Supplementary Information

In addition to the basic financial statements and accompanying notes, this report also presents certain required supplementary information concerning the City's net pension liability. The required supplementary information can be found on pages 89-96 of this report.

CITY OF NORTH CANTON, OHIO

MANAGEMENT'S DISCUSSION AND ANALYSIS
FOR THE YEAR ENDED DECEMBER 31, 2015
UNAUDITED

Government-Wide Financial Analysis

The Statement of Net Position provides the perspective of the City as a whole.

The table below provides a summary of the City's net position at December 31, 2015 compared to December 31, 2014. The net position of governmental and business-type activities has been restated as described in Note 3.

	Governmental Activities		Business-Type Activities		Total	
	2015	Restated 2014	2015	Restated 2014	2015	Restated 2014
<u>Assets</u>						
Current assets	\$ 21,390,359	\$ 20,448,727	\$ 9,582,315	\$ 9,303,898	\$ 30,972,674	\$ 29,752,625
Capital assets, net	33,240,605	33,266,550	41,945,774	41,147,970	75,186,379	74,414,520
Total assets	54,630,964	53,715,277	51,528,089	50,451,868	106,159,053	104,167,145
<u>Deferred outflows of resources</u>						
Pension	968,506	661,089	273,280	203,884	1,241,786	864,973
Total deferred outflows of resources	968,506	661,089	273,280	203,884	1,241,786	864,973
<u>Liabilities</u>						
Current liabilities	802,353	1,030,197	639,663	564,323	1,442,016	1,594,520
Long-term liabilities:						
Due within one year	234,501	265,923	1,035,193	1,002,842	1,269,694	1,268,765
Net pension liability	6,305,920	6,013,290	1,546,003	1,511,083	7,851,923	7,524,373
Other amounts	2,837,710	3,002,212	12,568,210	12,970,207	15,405,920	15,972,419
Total liabilities	10,180,484	10,311,622	15,789,069	16,048,455	25,969,553	26,360,077
<u>Deferred inflows of resources</u>						
Property taxes	2,357,549	2,273,671	-	-	2,357,549	2,273,671
Pension	45,291	-	30,740	-	76,031	-
Total deferred inflows of resources	2,402,840	2,273,671	30,740	-	2,433,580	2,273,671
<u>Net Position</u>						
Net investment in capital assets	31,398,690	31,628,172	28,680,671	27,533,121	60,079,361	59,161,293
Restricted	2,807,250	3,719,814	-	-	2,807,250	3,719,814
Unrestricted	8,810,236	6,443,087	7,300,889	7,074,176	16,111,125	13,517,263
Total net position	\$ 43,016,176	\$ 41,791,073	\$ 35,981,560	\$ 34,607,297	\$ 78,997,736	\$ 76,398,370

During 2015, the City adopted Governmental Accounting Standards Board (GASB) Statement 68, "Accounting and Financial Reporting for Pensions—an Amendment of GASB Statement 27" and GASB Statement 71, "Pension Transition for Contributions Made Subsequent to the Measurement Date - An Amendment of GASB Statement No. 68" which significantly revises accounting for pension costs and liabilities. For reasons discussed below, many end users of this financial statement will gain a clearer understanding of the City's actual financial condition by adding deferred inflows related to pension and the net pension liability to the reported net position and subtracting deferred outflows related to pension.

CITY OF NORTH CANTON, OHIO

MANAGEMENT'S DISCUSSION AND ANALYSIS FOR THE YEAR ENDED DECEMBER 31, 2015 UNAUDITED

Governmental Accounting Standards Board standards are national and apply to all government financial reports prepared in accordance with generally accepted accounting principles. When accounting for pension costs, GASB 27 focused on a funding approach. This approach limited pension costs to contributions annually required by law, which may or may not be sufficient to fully fund each plan's *net pension liability*. GASB 68 takes an earnings approach to pension accounting; however, the nature of Ohio's statewide pension systems and state law governing those systems requires additional explanation in order to properly understand the information presented in these statements.

Under the new standards required by GASB 68, the net pension liability equals the City's proportionate share of each plan's collective:

1. Present value of estimated future pension benefits attributable to active and inactive employees' past service
2. Minus plan assets available to pay these benefits

GASB notes that pension obligations, whether funded or unfunded, are part of the "employment exchange" – that is, the employee is trading his or her labor in exchange for wages, benefits, and the promise of a future pension. GASB noted that the unfunded portion of this pension promise is a present obligation of the government, part of a bargained-for benefit to the employee, and should accordingly be reported by the government as a liability since they received the benefit of the exchange. However, the City is not responsible for certain key factors affecting the balance of this liability. In Ohio, the employee shares the obligation of funding pension benefits with the employer. Both employer and employee contribution rates are capped by State statute. A change in these caps requires action of both Houses of the General Assembly and approval of the Governor. Benefit provisions are also determined by State statute. The employee enters the employment exchange with the knowledge that the employer's promise is limited not by contract but by law. The employer enters the exchange also knowing that there is a specific, legal limit to its contribution to the pension system. In Ohio, there is no legal means to enforce the unfunded liability of the pension system *as against the public employer*. State law operates to mitigate/lessen the moral obligation of the public employer to the employee, because all parties enter the employment exchange with notice as to the law. The pension system is responsible for the administration of the plan.

Most long-term liabilities have set repayment schedules or, in the case of compensated absences (i.e. sick and vacation leave), are satisfied through paid time-off or termination payments. There is no repayment schedule for the net pension liability. As explained above, changes in pension benefits, contribution rates, and return on investments affect the balance of the net pension liability, but are outside the control of the local government. In the event that contributions, investment returns, and other changes are insufficient to keep up with required pension payments, State statute does not assign/identify the responsible party for the unfunded portion. Due to the unique nature of how the net pension liability is satisfied, this liability is separately identified within the long-term liability section of the statement of net position.

In accordance with GASB 68, the City's statements prepared on an accrual basis of accounting include an annual pension expense for their proportionate share of each plan's *change* in net pension liability not accounted for as deferred inflows/outflows.

As a result of implementing GASB 68, the City is reporting a net pension liability and deferred inflows/outflows of resources related to pension on the accrual basis of accounting. This implementation also had the effect of restating net position at December 31, 2014, for governmental activities from \$47,138,566 to \$41,791,073 and business-type activities from \$35,911,298 to \$34,607,297.

Over time, net position can serve as a useful indicator of a government's financial position. At December 31, 2015, the City's assets plus deferred outflows of resources exceeded liabilities plus deferred inflows of resources by \$78,997,736. At year-end, net position was \$43,016,176 and \$35,981,560 for the governmental activities and the business-type activities, respectively.

CITY OF NORTH CANTON, OHIO

MANAGEMENT'S DISCUSSION AND ANALYSIS FOR THE YEAR ENDED DECEMBER 31, 2015 UNAUDITED

Capital assets reported on the government-wide statements represent the largest portion of the City's assets. At December 31, 2015, capital assets represented 70.82% of total assets. Capital assets include land, easements and rights of way, construction in progress (CIP), land improvements, buildings, equipment, software, sewer rights and infrastructure. Net investment in capital assets at December 31, 2015, was \$31,398,690 and \$28,680,671 in the governmental activities and business-type activities, respectively. These capital assets are used to provide services to citizens and are not available for future spending. Although the City's investment in capital assets is reported net of related debt, it should be noted that the resources to repay the debt must be provided from other sources, since capital assets may not be used to liquidate these liabilities.

Assets of governmental activities increased \$915,687 or 1.70%. This increase can mainly be attributed to an increase in equity in pooled cash and investments as well as increases in property and income taxes receivables. The increase in equity and pooled cash is mainly the result of conservative spending which led to increased revenues that exceeded expenses. The increase in property taxes receivable was related to increases in assessed values throughout the City and the increase in income taxes receivable was mainly due to an increase in business throughout the City. Liabilities of the governmental activities decreased by \$131,138 or 1.27% which is due primarily to a decrease in accrued wages and benefits payable which was the result of payroll being paid on December 31st.

Assets of business-type activities increased \$1,076,221 or 2.13%. This increase was the result of an increase in construction in progress and water lines infrastructure. Liabilities of the business-type activities decreased by \$259,386. This was primarily due to the paying down of long-term liabilities.

As of December 31, 2015, the City is able to report positive balances in all three categories of net position, both for the government as a whole, as well as for its separate governmental and business-type activities.

A portion of the City's governmental net position, \$2,807,250, represents resources that are subject to external restriction on how they may be used. This is a decrease of \$912,564 from 2014 and is the result of an spending down of money that was restricted for capital projects and transportation in the past. In the governmental activities, the remaining balance of unrestricted net position of \$8,810,236 may be used to meet the City's ongoing obligations to citizens and creditors.

CITY OF NORTH CANTON, OHIO

**MANAGEMENT'S DISCUSSION AND ANALYSIS
FOR THE YEAR ENDED DECEMBER 31, 2015
UNAUDITED**

Statement of Activities

The table below shows the changes in net position for years 2015 and 2014. The net position of the governmental and business-type activities has been restated as described in Note 3.

	Change in Net Position					
	Governmental Activities	Restated	Business-Type Activities	Restated	2015 Total	Restated
		Governmental Activities		Business-Type Activities		Business-Type Activities
	<u>2015</u>	<u>2014</u>	<u>2015</u>	<u>2014</u>	<u>2015 Total</u>	<u>2014 Total</u>
Revenues						
Program revenues:						
Charges for services	\$ 1,438,610	\$ 1,654,481	\$ 10,624,870	\$ 10,132,099	\$ 12,063,480	\$ 11,786,580
Operating grants and contributions	852,700	856,565	66,227	56,867	918,927	913,432
Capital grants and contributions	<u>1,193,774</u>	<u>3,325,621</u>	-	-	<u>1,193,774</u>	<u>3,325,621</u>
Total program revenues	<u>3,485,084</u>	<u>5,836,667</u>	<u>10,691,097</u>	<u>10,188,966</u>	<u>14,176,181</u>	<u>16,025,633</u>
General revenues:						
Taxes	9,585,286	9,167,499	-	-	9,585,286	9,167,499
Grants and entitlements	695,530	1,766,623	-	-	695,530	1,766,623
Investment earnings	70,740	61,894	-	-	70,740	61,894
Miscellaneous	<u>43,195</u>	<u>91,727</u>	<u>64,511</u>	<u>87,661</u>	<u>107,706</u>	<u>179,388</u>
Total general revenues	<u>10,394,751</u>	<u>11,087,743</u>	<u>64,511</u>	<u>87,661</u>	<u>10,459,262</u>	<u>11,175,404</u>
Total revenues	<u>13,879,835</u>	<u>16,924,410</u>	<u>10,755,608</u>	<u>10,276,627</u>	<u>24,635,443</u>	<u>27,201,037</u>

--Continued

CITY OF NORTH CANTON, OHIO

**MANAGEMENT'S DISCUSSION AND ANALYSIS
FOR THE YEAR ENDED DECEMBER 31, 2015
UNAUDITED**

Change in Net Position - (Continued)

	Governmental Activities <u>2015</u>	Restated Governmental Activities <u>2014</u>	Business-type Activities <u>2015</u>	Restated Business-type Activities <u>2014</u>	2015 <u>Total</u>	Restated 2014 <u>Total</u>
Expenses:						
General government	1,820,019	1,797,198	-	-	1,820,019	1,797,198
Security of persons and property:						
Police	3,346,255	3,026,167	-	-	3,346,255	3,026,167
Fire	637,260	561,489	-	-	637,260	561,489
Public health and welfare	1,584,397	1,660,454	-	-	1,584,397	1,660,454
Transportation	3,180,380	1,936,292	-	-	3,180,380	1,936,292
Community environment	541,360	442,474	-	-	541,360	442,474
Leisure time activities	754,631	867,399	-	-	754,631	867,399
Basic utility services	516,290	615,934	-	-	516,290	615,934
Economic development	313,143	1,110,772	-	-	313,143	1,110,772
Interest and fiscal charges	80,997	85,052	-	-	80,997	85,052
Water	-	-	5,321,422	5,261,976	5,321,422	5,261,976
Sewer	-	-	3,017,885	2,626,109	3,017,885	2,626,109
Garbage	-	-	922,038	991,279	922,038	991,279
Total expenses	<u>12,774,732</u>	<u>12,103,231</u>	<u>9,261,345</u>	<u>8,879,364</u>	<u>22,036,077</u>	<u>20,982,595</u>
Excess before transfers	1,105,103	4,821,179	1,494,263	1,397,263	2,599,366	6,218,442
Transfers	<u>120,000</u>	<u>65,000</u>	<u>(120,000)</u>	<u>(65,000)</u>	<u>-</u>	<u>-</u>
Change in net position	1,225,103	4,886,179	1,374,263	1,332,263	2,599,366	6,218,442
Net position at beginning of year (restated)	<u>41,791,073</u>	<u>N/A</u>	<u>34,607,297</u>	<u>N/A</u>	<u>76,398,370</u>	<u>N/A</u>
Net position at end of year	<u>\$ 43,016,176</u>	<u>\$ 41,791,073</u>	<u>\$ 35,981,560</u>	<u>\$ 34,607,297</u>	<u>\$ 78,997,736</u>	<u>\$ 6,218,442</u>

The information necessary to restate the 2014 beginning balances and the 2014 pension expense amounts for the effects of the initial implementation of GASB 68 is not available. Therefore, 2014 functional expenses still include pension expense of \$864,973 computed under GASB 27. GASB 27 required recognizing pension expense equal to the contractually required contributions to the plan. Under GASB 68, pension expense represents additional amounts earned, adjusted by deferred inflows/outflows. The contractually required contribution is no longer a component of pension expense. Under GASB 68, the 2015 statements report pension expense of \$836,505. Consequently, in order to compare 2015 total program expenses to 2014, the following adjustments are needed:

	<u>Governmental Activities</u>	<u>Business-Type Activities</u>
Total 2015 program expenses under GASB 68	\$ 12,774,732	\$ 9,261,345
Pension expense under GASB 68	(660,010)	(176,495)
2015 contractually required contributions	<u>642,104</u>	<u>188,768</u>
Adjusted 2015 program expenses	12,756,826	9,273,618
Total 2014 program expenses under GASB 27	<u>12,103,231</u>	<u>8,879,364</u>
Increase in program expenses not related to pension	<u>\$ 653,595</u>	<u>\$ 394,254</u>

CITY OF NORTH CANTON, OHIO

**MANAGEMENT'S DISCUSSION AND ANALYSIS
FOR THE YEAR ENDED DECEMBER 31, 2015
UNAUDITED**

Governmental Activities

Governmental activities net position increased \$1,225,103 in 2015.

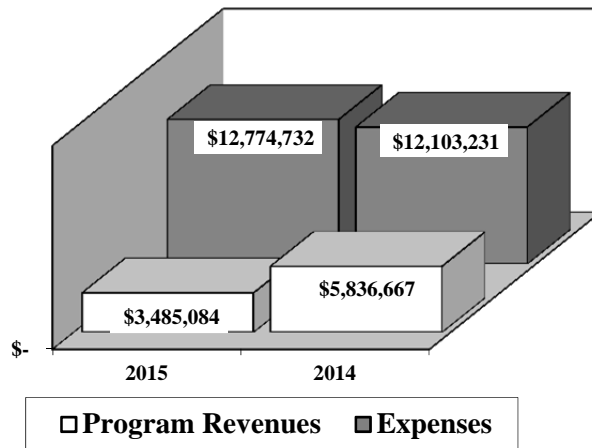
Security of persons and property, which primarily supports the operations of the police and fire departments accounted for \$3,983,515 of the total expenses of the City. These expenses were partially funded by \$17,219 in direct charges to users of the services. General government expenses totaled \$1,820,019. General government expenses were partially funded by \$349,591 in direct charges to users of the services.

The State and federal government contributed to the City a total of \$852,700 in operating grants and contributions and \$1,193,774 in capital grants and contributions. Capital grants and contributions decreased \$2,131,847 due to a large Job Ready Site grant received from the State that was primarily received in 2014.

General revenues totaled \$10,394,751 and amounted to 74.89% of total governmental revenues. These revenues primarily consist of property and income tax revenue of \$9,585,286. The other primary source of general revenues is grants and entitlements not restricted to specific programs, including local government, local government revenue assistance, homestead and rollback, making up \$695,530. This decreased in comparison to 2014 mainly due to decrease in estate tax revenues.

The Statement of Activities shows the cost of program services and the charges for services and grants offsetting those services. The following table shows, for governmental activities, the total cost of services and the net cost of services. That is, it identifies the cost of these services supported by tax revenue and unrestricted State grants and entitlements. As can be seen in the graph below, the City is highly dependent upon property and income taxes as well as unrestricted grants and entitlements to support its governmental activities.

Governmental Activities – Program Revenues vs. Total Expenses



CITY OF NORTH CANTON, OHIO

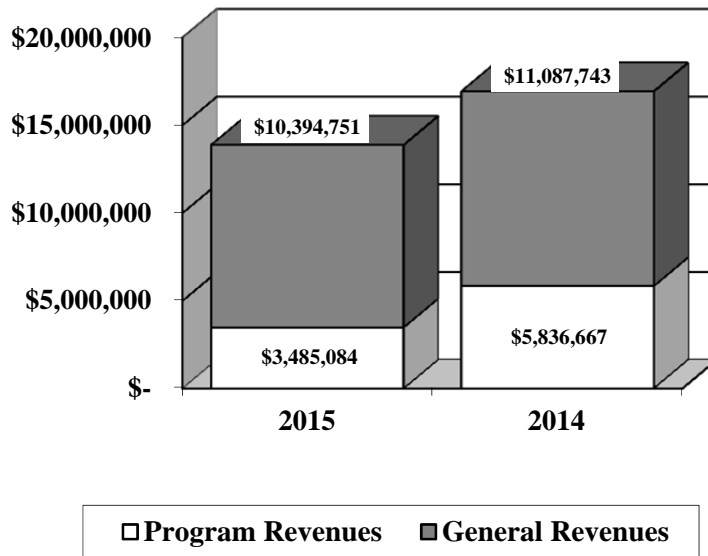
**MANAGEMENT'S DISCUSSION AND ANALYSIS
FOR THE YEAR ENDED DECEMBER 31, 2015
UNAUDITED**

Governmental Activities

	Total Cost of Services <u>2015</u>	Net Cost of Services <u>2015</u>	Total Cost of Services <u>2014</u>	Net Cost of Services <u>2014</u>
Program Expenses:				
General government	\$ 1,820,019	\$ 1,470,422	\$ 1,797,198	\$ 1,407,784
Security of persons and property:				
Police	3,346,255	3,327,056	3,026,167	3,010,490
Fire	637,260	598,226	561,489	544,205
Public health and welfare	1,584,397	1,087,548	1,660,454	1,054,522
Transportation	3,180,380	1,267,539	1,936,292	161,228
Community environment	541,360	73,774	442,474	44,687
Leisure time activities	754,631	620,573	867,399	564,140
Economic development	313,143	247,223	1,110,772	(1,220,776)
Basic utility services	516,290	516,290	615,934	615,232
Interest and fiscal charges	<u>80,997</u>	<u>80,997</u>	<u>85,052</u>	<u>85,052</u>
Total Expenses	<u>\$ 12,774,732</u>	<u>\$ 9,289,648</u>	<u>\$ 12,103,231</u>	<u>\$ 6,266,564</u>

The dependence upon general revenues for governmental activities is apparent, with 72.72% of expenses supported through taxes and other general revenues in 2015 and 51.78% in 2014.

Governmental Activities – General and Program Revenues



Business-Type Activities

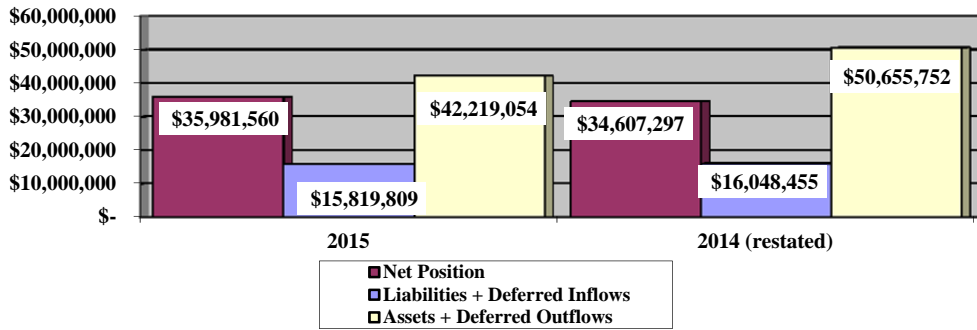
Business-type activities include the water, sewer, and garbage enterprise funds. These programs had program revenues of \$10,691,097, expenses of \$9,261,345 and general revenues of \$64,511 for 2015. The increase in net position of business-type activities is primarily due to increases in water rates which helped provide enough resources to cover costs. Additional discussion on the enterprise funds can be found on the subsequent pages.

CITY OF NORTH CANTON, OHIO

MANAGEMENT'S DISCUSSION AND ANALYSIS
FOR THE YEAR ENDED DECEMBER 31, 2015
UNAUDITED

The graph below shows the business-type activities assets, deferred outflows of resources, liabilities, deferred inflows of resources and net position at December 31, 2015 and 2014. The net position at December 31, 2014 has been restated as described in Note 3.

Net Position in Business - Type Activities



Governmental Funds

The focus of the City’s governmental funds is to provide information on near-term inflows, outflows, and balances of spendable resources. Such information is useful in assessing the City’s financing requirements. In particular, unassigned fund balance may serve as a useful measure of the City’s net resources available for spending at year-end.

The City’s governmental funds (as presented on the balance sheet on pages 26 and 27) reported a combined fund balance of \$15,825,909 which is \$1,147,236 higher than last year’s total of \$14,678,673. The schedule on the next page indicates the fund balances and the total change in fund balances as of December 31, 2015 for all major and nonmajor governmental funds.

	Fund Balances <u>12/31/15</u>	Fund Balance <u>12/31/14</u>	<u>Change</u>
Major Funds:			
General	\$ 7,273,399	\$ 6,595,741	\$ 677,658
Emergency Medical Services Levy	300,747	296,709	4,038
Capital Improvement	5,505,860	4,969,606	536,254
Other Nonmajor Governmental Funds	<u>2,745,903</u>	<u>2,816,617</u>	<u>(70,714)</u>
Total	<u>\$ 15,825,909</u>	<u>\$ 14,678,673</u>	<u>\$ 1,147,236</u>

General Fund

The City’s general fund balance increased \$677,658. The table that follows assists in illustrating the revenues of the general fund.


CITY OF NORTH CANTON, OHIO

**MANAGEMENT'S DISCUSSION AND ANALYSIS
FOR THE YEAR ENDED DECEMBER 31, 2015
UNAUDITED**

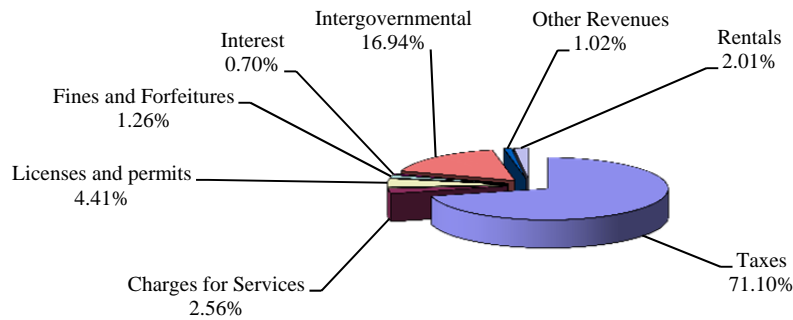
	<u>2015</u> <u>Amount</u>	<u>2014</u> <u>Amount</u>	<u>Change</u>	<u>Percentage</u> <u>Change</u>
Revenues				
Taxes	\$ 6,741,255	\$ 6,416,645	\$ 324,610	5.06 %
Charges for services	43,830	231,043	(187,213)	(81.03) %
Licenses and permits	467,586	397,787	69,799	17.55 %
Fines and forfeitures	103,887	113,793	(9,906)	(8.71) %
Intergovernmental	453,802	1,529,164	(1,075,362)	(70.32) %
Interest	61,643	63,551	(1,908)	(3.00) %
Rentals	203,316	181,267	22,049	12.16 %
Other	<u>43,195</u>	<u>91,727</u>	<u>(48,532)</u>	(52.91) %
Total	<u>\$ 8,118,514</u>	<u>\$ 9,024,977</u>	<u>\$ (906,463)</u>	(10.04) %

Revenues of the general fund decreased \$906,463 or 5.06%. Tax revenues increased \$324,610 or 5.06%. This increase was the result of an increase in income taxes being reported in the general fund due to an increase in business within the City. The most significant decrease was in the area of intergovernmental revenues. Intergovernmental revenues decreased \$1,075,362 due mainly to a decrease in estate taxes. Charges for services decreased \$187,213 due to a large drop in pool fees. All other major revenue remained comparable to 2014.

Revenues – 2015



Revenues – 2014



CITY OF NORTH CANTON, OHIO

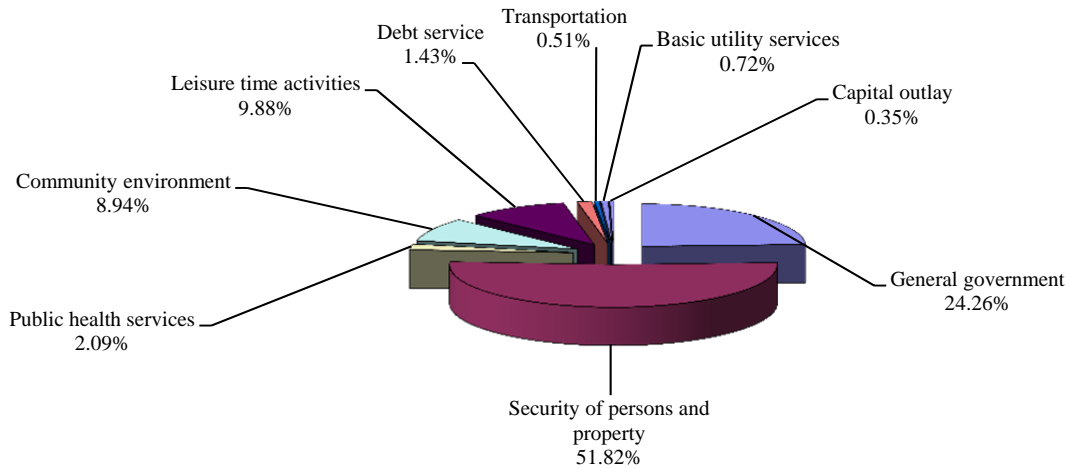
**MANAGEMENT'S DISCUSSION AND ANALYSIS
FOR THE YEAR ENDED DECEMBER 31, 2015
UNAUDITED**

The table that follows assists in illustrating the expenditures of the general fund.

	<u>2015</u> <u>Amount</u>	<u>2014</u> <u>Amount</u>	<u>Change</u>	<u>Percentage</u> <u>Change</u>
<u>Expenditures</u>				
General government	\$ 1,513,997	\$ 1,532,984	\$ (18,987)	(1.24) %
Security of persons and property:				
Police	3,233,391	3,266,604	(33,213)	(1.02) %
Fire	-	23,195	(23,195)	(100.00) %
Public health and welfare	130,709	133,375	(2,666)	(2.00) %
Transportation	31,804	-	31,804	100.00 %
Community environment	557,799	447,225	110,574	24.72 %
Leisure time activities	616,280	753,355	(137,075)	(18.20) %
Basic utility services	45,060	-	45,060	100.00 %
Capital outlay	22,062	-	22,062	100.00 %
Debt service	<u>89,191</u>	<u>90,450</u>	<u>(1,259)</u>	(1.39) %
Total	<u>\$ 6,240,293</u>	<u>\$ 6,247,188</u>	<u>\$ (6,895)</u>	(0.11) %

Expenditures of the general fund decreased \$6,895 or 0.11%. While many of the categories showed decreases, the largest decrease was in the area of leisure time activities which decreased \$137,075. This decrease was the result a decrease in activities of the City swimming pool department. Community environment increased \$110,574 due to increases in spending in the permits and inspection department.

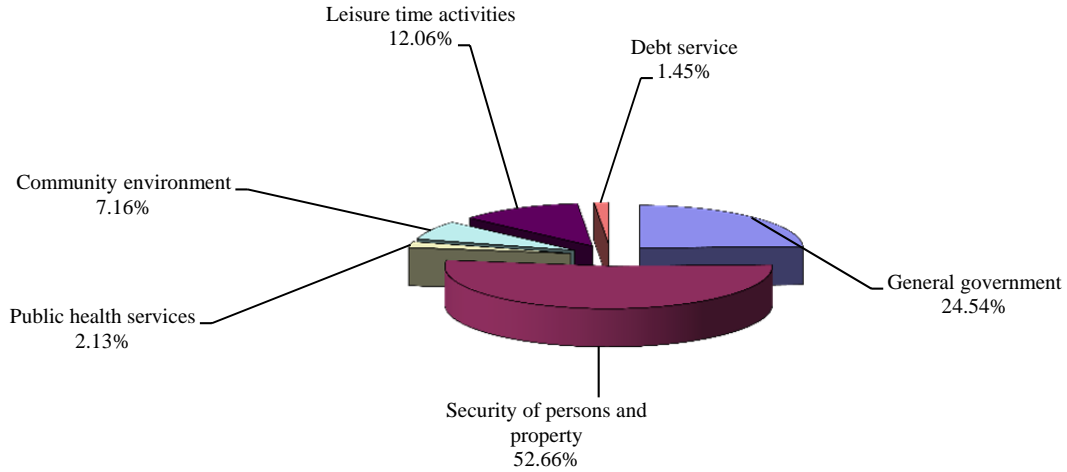
Expenditures – 2015



CITY OF NORTH CANTON, OHIO

**MANAGEMENT'S DISCUSSION AND ANALYSIS
FOR THE YEAR ENDED DECEMBER 31, 2015
UNAUDITED**

Expenditures – 2014



Emergency Medical Services Levy

The emergency medical services levy fund had revenues and other financing sources of \$1,453,625. The emergency medical services levy fund had expenditures and other financing uses of \$1,449,587. The fund balance of the emergency medical services levy fund increased \$4,038 during 2015 from \$296,709 to \$300,747. The fund balance increased due to better than anticipated property tax collections and an increase in charges for services related to ambulance billings along with a decrease in capital outlay expenditures.

Capital Improvement Fund

The capital improvement major fund had \$2,998,502 in revenues and other financing sources and \$2,462,248 in expenditures in 2015. The fund balance for the capital improvement fund increased \$536,254, or 10.79%, from \$4,969,606 to \$5,505,860 in 2015. The increase in fund balance was the result of increases in revenues from income taxes as well as Ohio Public Works Commission (OPWC) grants that outweighed decreases in capital projects spending in the City.

Budgeting Highlights – General Fund

The City's budgeting process is prescribed by the Ohio Revised Code (ORC). Essentially the budget is the City's appropriations which are restricted by the amounts of anticipated revenues certified by the Budget Commission in accordance with the ORC. Therefore, the City's plans or desires cannot be totally reflected in the original budget. If budgeted revenues are adjusted due to actual activity then the appropriations can be adjusted accordingly.

Budgetary information is presented for the general fund. In the general fund, the actual revenues and other financing sources of \$7,369,789 were higher than the final budget amount by \$7,109,000. This increase is due to transfers in from the closing out of the Hoover District Improvement fund that was not budget for. All other revenues sources were comparable between the budgeted and actual amounts with the exception of charges for services which decreased due to the swimming pool collection decreased drastically.

Actual expenditures and other financing uses of \$8,032,643 were lower than the final budget amount by \$866,533. This decrease was primarily due to conservative spending in the police department, permits and inspections, parks department and other general government. Final appropriations were \$28,392 lower than original appropriations. The City was able to reallocate costs between departments and lower other amounts in order to stay on budget.

CITY OF NORTH CANTON, OHIO

MANAGEMENT'S DISCUSSION AND ANALYSIS
FOR THE YEAR ENDED DECEMBER 31, 2015
UNAUDITED

Proprietary Funds

The City's proprietary funds provide the same type of information found in the government-wide financial statements for business-type activities, except in more detail. The only difference between the amounts reported as business-type activities and the amounts reported in the proprietary fund statements are interfund eliminations between proprietary funds. The only interfund activities reported in the government-wide statements are those between business-type activities and governmental activities (reported as internal balances and transfers) whereas interfund amounts between various enterprise funds are reported in the proprietary fund statements.

The City's business-type funds (as presented on the Statement of Net Position on page 35) reported a combined net position of \$35,730,651, which is \$1,373,259 above last year's restated total of \$34,357,392.

The schedule below indicates the net position and the total change in net position as of December 31, 2015 and December 31, 2014 for all major business-type funds. The beginning net position at December 31, 2014 has been restated as described in Note 3.

	Net Position <u>12/31/15</u>	Restated Net Position <u>12/31/14</u>	<u>Change</u>
Major Funds:			
Water	\$ 25,667,452	\$ 24,193,366	\$ 1,474,086
Sewer	9,871,315	10,012,110	(140,795)
Garbage	<u>191,884</u>	<u>151,916</u>	<u>39,968</u>
Total	<u>\$ 35,730,651</u>	<u>\$ 34,357,392</u>	<u>\$ 1,373,259</u>

Water Fund

The water fund had \$6,876,229 in operating revenues and \$4,906,806 in operating expenses during 2015. The water fund also had \$415,337 in nonoperating expenses and \$80,000 in transfers out. The net position of the water fund increased \$1,474,086 from \$24,193,366 to \$25,667,452. Water rates were increased to cover the costs of this fund which exceeded an increase in overall costs of the fund.

Sewer Fund

The sewer fund had \$2,917,326 in operating revenues and \$3,005,691 in operating expenses during 2015. The sewer fund also had \$12,430 in nonoperating expenses and \$40,000 in transfers out. The net position of the sewer fund decreased \$140,795 from \$10,012,110 to \$9,871,315. This decrease is the result of only a slight increase in revenues that didn't outweigh increases in personal service and contract service costs for the fund.

Garbage Fund

The garbage fund had \$895,826 in operating revenues and \$922,085 in operating expenses in 2015. The garbage fund also had non-operating revenues of \$66,227. The net position of the garbage fund increased \$39,968 or 26.31%. The fund balance increased due primarily to a few waste and recycling grants received during the year.

CITY OF NORTH CANTON, OHIO

MANAGEMENT'S DISCUSSION AND ANALYSIS
FOR THE YEAR ENDED DECEMBER 31, 2015
UNAUDITED

Capital Assets and Debt Administration

Capital Assets

At December 31, 2015, the City had \$75,186,379 (net of accumulated depreciation) invested in land, easements and right of ways, construction in progress (CIP), land improvements, buildings, equipment, software, sewer rights and infrastructure. Of this total, \$33,240,605 was reported in governmental activities and \$41,945,774 was reported in business-type activities. See Note 11 in the basic financial statements for additional capital asset disclosure. The following table shows December 31, 2015 balances compared to December 31, 2014.

**Capital Assets at December 31
(Net of Depreciation)**

	<u>Governmental Activities</u>		<u>Business-Type Activities</u>		<u>Total</u>	
	<u>2015</u>	<u>2014</u>	<u>2015</u>	<u>2014</u>	<u>2015</u>	<u>2014</u>
Land	\$ 5,117,189	\$ 5,117,189	\$ 1,023,702	\$ 1,023,702	\$ 6,140,891	\$ 6,140,891
Easements and right of ways	612,061	612,061	-	-	612,061	612,061
Construction in progress	1,204,051	766,273	1,260,572	228,313	2,464,623	994,586
Land improvements	845,892	555,538	350,037	371,038	1,195,929	926,576
Buildings	2,825,247	2,929,093	8,894,593	9,306,980	11,719,840	12,236,073
Equipment	2,727,486	2,700,022	2,265,307	2,051,923	4,992,793	4,751,945
Software	56,983	78,257	-	-	56,983	78,257
Sewer rights	-	-	1,057,888	1,147,342	1,057,888	1,147,342
Infrastructure	<u>19,851,696</u>	<u>20,508,117</u>	<u>27,093,674</u>	<u>27,018,672</u>	<u>46,945,370</u>	<u>47,526,789</u>
Totals	<u>\$ 33,240,605</u>	<u>\$ 33,266,550</u>	<u>\$ 41,945,773</u>	<u>\$ 41,147,970</u>	<u>\$ 75,186,378</u>	<u>\$ 74,414,520</u>

Debt

The City had the following long-term obligations outstanding at December 31, 2015 and 2014.

	<u>Governmental Activities 2015</u>	<u>Governmental Activities 2014</u>
	General obligation bonds	\$ 1,765,000
Capital leases	<u>21,231</u>	<u>-</u>
Total business-type activities long-term obligations	<u>\$ 1,786,231</u>	<u>\$ 1,910,000</u>
	<u>Business-type Activities 2015</u>	<u>Business-type Activities 2014</u>
OWDA loans	\$ 6,600,537	\$ 7,170,509
Intergovernmental loans	1,108,156	528,923
OPWC loans	1,774,851	1,890,751
General obligation bonds	<u>4,075,000</u>	<u>4,335,000</u>
Total business-type activities long-term obligations	<u>\$ 13,558,544</u>	<u>\$ 13,925,183</u>

See Note 16 in the basic financial statements for additional disclosures and detail regarding the City's debt activity.

CITY OF NORTH CANTON, OHIO

MANAGEMENT'S DISCUSSION AND ANALYSIS FOR THE YEAR ENDED DECEMBER 31, 2015 UNAUDITED

Economic Factors and Next Year's Budget

The City of North Canton in 2015 saw record development as reported by the City's Permits and Development Department. About five years after the great recession and the closure of the Hoover Company, the City of North Canton has rebounded and the local and regional economy has continued to grow. The City's population has continued to grow as the result of the development of several higher value residential subdivisions and the continued growth of the Hoover District redevelopment, healthcare, and educational institutions will continue to push growth in 2016.

In 2016, the Hoover District will see the completion of \$50,000,000 in new residential apartments and retail stores. This includes 140 new apartment units and approximately 30,000 square feet of retail space. Further, an additional 341,450 square feet of commercial and 222,000 of industrial space is aggressively being marketed to new businesses in the Hoover District. Incentives offered by the City should increase the employment and income tax revenues in the Hoover District in 2016.

The educational sector led by Walsh University will see the construction of a new 44,000 square foot signature building on its campus to be known as the "Walsh University Center". The University will invest approximately \$20,000,000 to construct classroom and office space with a heavy emphasis on digital and high technology. It is expected that this facility will draw more technology companies to the region and provide employees/jobs to the community's software development companies such as Prime Pro Data, People 2.0 Global Inc. and Squirrels Inc.

The calendar year 2016 will also see the expansion of the City's medical corridor on Glenwood and Whipple Roads. The new construction of the Vein and Vascular Institute on the Aultman Medical Campus as well as the new offices for the Akron Children's Hospital will result in job growth. In addition, new healthcare job growth is expected when the new \$7,500,000 St. Luke expansion comes on line in mid-2016 and the \$16,000,000 Sanctuary Grande Assisted Living facility opens in the fall of 2016.

Other smaller projects such as new retail spaces constructed in the Euro Development and Applegrove Flex Building will see rapid lease up based on the property owners input and signed leases. Continued improvement has also occurred in the City's existing storefronts and small office buildings along Main, Maple, and Portage Streets as the availability of commercial lease space has declined to historically low vacancy rates. Occupancy of these shops, calculated to be approximately three to four percent has spurred development of new retail space and continued new job growth is expected in 2016 and into the future.

The City's Engineering and Permits & Development Departments have been aggressively pursuing grants to assist in projects to stretch its scarce infrastructure funding as much as possible. Several examples include the \$350,000 Community Development Block Grant (CDBG) for waterline replacement on North Main Street, the approximately \$4,000,000 in Ohio Public Works Commission (OPWC) Grant for Phases V and VI of the North Main Reconstruction and widening, and multiple CDBG Grants totaling over \$500,000 for four (4) waterline replacement projects and one (1) storm sewer replacement. In addition to the infrastructure grants, the City has also completed over \$745,000 in OPWC Zero Interest Loans for the repainting for the City's water towers and the Lynbrook Sewer Line replacement project. Additionally, the City completed its East Maple Street/Main Street traffic signal coordination project as well as the successful \$150,000 CDBG Grant to replace the waterline on Hillcrest and Royer Avenues. Further, the City's application for \$192,500 in CDBG funding for the Seventh Street reconstruction project was successful and the project will start in the third quarter of 2016.

At the end of 2015, the City had approximately 445 businesses in the community. As previously reported, vacancy rates for vacant lease spaces in the City declined to approximately three to four percent (excluding the Hoover District). Investment in new and renovated commercial and residential buildings/structures in 2015 was at record levels with projects totaling \$71,120,103 in reported value. Residential home construction was up from twelve homes in 2014 to twenty new homes constructed in 2015. Commercial investments in 2015 included almost \$42,000,000 in new improvements at the Hoover District, \$16,000,000 in new investment at the Sanctuary Grande, and a \$1,600,000 investment at the Regional Vein and Vascular Institute to name a few.

CITY OF NORTH CANTON, OHIO

**MANAGEMENT'S DISCUSSION AND ANALYSIS
FOR THE YEAR ENDED DECEMBER 31, 2015
UNAUDITED**

Requests for Information

This financial report is designed to provide a general overview of the City's finances for City officials, members of the public and others who may have an interest in the City's financial standing. It also is designed to demonstrate the City's accountability for the money it receives from all sources, particularly the taxpayers of North Canton. Questions concerning any of the information provided in this report or requests for additional financial information should be addressed to Ms. Karen S. Alger, CPA, Director of Finance, City of North Canton, 145 North Main Street, North Canton, Ohio 44720.

CITY OF NORTH CANTON, OHIO

STATEMENT OF NET POSITION
DECEMBER 31, 2015

	Primary Government			Component Unit
	Governmental Activities	Business-type Activities	Total	North Canton Community Improvement Corporation
Assets:				
Equity in pooled cash and investments	\$ 16,004,096	\$ 7,824,692	\$ 23,828,788	\$ -
Cash and cash equivalents				
In segregated accounts	266,877	-	266,877	-
With fiscal agents	-	-	-	772,216
With escrow agent	257,000	-	257,000	-
Receivables:				
Property taxes	2,437,527	-	2,437,527	-
Municipal income taxes	1,518,502	-	1,518,502	-
Accounts	110,449	1,163,413	1,273,862	-
Intergovernmental	685,723	-	685,723	257,000
Special assessments	2,586	67,660	70,246	-
Accrued interest	18,215	-	18,215	-
Materials and supplies inventory	289,443	236,068	525,511	-
Prepayments	33,574	27,839	61,413	-
Net pension asset	17,276	11,734	29,010	-
Internal balance	(250,909)	250,909	-	-
Capital assets:				
Non-depreciable capital assets	6,933,301	2,284,274	9,217,575	71,439
Depreciable capital assets, net	26,307,304	39,661,500	65,968,804	375,140
Total capital assets, net	33,240,605	41,945,774	75,186,379	446,579
Total assets	54,630,964	51,528,089	106,159,053	1,475,795
Deferred outflows of resources:				
Pension - OPERS	402,370	273,280	675,650	-
Pension - OP&F	566,136	-	566,136	-
Total deferred outflows of resources	968,506	273,280	1,241,786	-
Liabilities:				
Accounts payable	188,115	183,796	371,911	-
Contracts payable	257,941	135,828	393,769	-
Accrued wages and benefits payable	73,118	17,265	90,383	-
Intergovernmental payable	121,359	169,279	290,638	-
Accrued interest payable	6,830	133,495	140,325	-
Claims payable	154,990	-	154,990	-
Unearned revenue	-	-	-	257,000
Long-term liabilities:				
Due within one year	234,501	1,035,193	1,269,694	-
Due in more than one year:				
Net pension liability	6,305,920	1,546,003	7,851,923	-
Other amounts	2,837,710	12,568,210	15,405,920	-
Total liabilities	10,180,484	15,789,069	25,969,553	257,000
Deferred inflows of resources:				
Property taxes levied for the next fiscal year	2,357,549	-	2,357,549	-
Pension - OPERS	45,261	30,740	76,001	-
Total deferred inflows of resources	2,402,810	30,740	2,433,550	-
Net position:				
Net investment in capital assets	31,398,690	28,680,671	60,079,361	446,579
Restricted for:				
Capital projects	302,578	-	302,578	-
Computer systems	7,856	-	7,856	-
Security of persons and property - police	57,373	-	57,373	-
Security of persons and property - fire	150,299	-	150,299	-
Public health and welfare	1,370	-	1,370	-
Transportation	1,183,270	-	1,183,270	-
Basic utilities	875,885	-	875,885	-
General trust	221,262	-	221,262	-
Mayors court	7,357	-	7,357	-
Unrestricted	8,810,236	7,300,889	16,111,125	772,216
Total net position	\$ 43,016,176	\$ 35,981,560	\$ 78,997,736	\$ 1,218,795

SEE ACCOMPANYING NOTES TO THE BASIC FINANCIAL STATEMENTS

CITY OF NORTH CANTON, OHIO

STATEMENT OF ACTIVITIES
FOR THE YEAR ENDED DECEMBER 31, 2015

	<u>Program Revenues</u>			
	<u>Expenses</u>	<u>Charges for Services and Sales</u>	<u>Operating Grants and Contributions</u>	<u>Capital Grants and Contributions</u>
Governmental activities:				
Current:				
General government	\$ 1,820,019	\$ 349,591	\$ 6	\$ -
Security of persons and property:				
Police	3,346,255	17,119	2,080	-
Fire	637,260	100	38,934	-
Public health and welfare	1,584,397	470,156	26,693	-
Transportation	3,180,380	-	784,987	1,127,854
Community environment	541,360	467,586	-	-
Leisure time activities	754,631	134,058	-	-
Economic development	313,143	-	-	65,920
Basic utility services	516,290	-	-	-
Interest and fiscal charges	80,997	-	-	-
Total governmental activities	<u>12,774,732</u>	<u>1,438,610</u>	<u>852,700</u>	<u>1,193,774</u>
Business-type activities:				
Water	5,321,422	6,818,684	-	-
Sewer	3,017,885	2,910,360	-	-
Garbage	922,038	895,826	66,227	-
Total business-type activities	<u>9,261,345</u>	<u>10,624,870</u>	<u>66,227</u>	<u>-</u>
Total primary government	<u>\$ 22,036,077</u>	<u>\$ 12,063,480</u>	<u>\$ 918,927</u>	<u>\$ 1,193,774</u>
Component Unit:				
North Canton Community Improvement Corporation	<u>\$ 35,114</u>	<u>\$ -</u>	<u>\$ 100,000</u>	<u>\$ 174,702</u>

General revenues:

Property taxes levied for:

- General purposes
- Fire operating levy
- Emergency medical services levy
- Storm sewer levy
- Street levy

Income taxes levied for:

- General purposes
- Capital improvement

Grants and entitlements not restricted
to specific programs

Investment earnings

Miscellaneous

Total general revenues

Transfers

Total general revenues and transfers

Change in net position

Net position at beginning of year (restated)

Net position at end of year

SEE ACCOMPANYING NOTES TO THE BASIC FINANCIAL STATEMENTS

**Net (Expense) Revenue
and Changes in Net Position**

Primary Government			Component Unit
Governmental Activities	Business-type Activities	Total	North Canton Community Improvement Corporation
\$ (1,470,422)	\$ -	\$ (1,470,422)	\$ -
(3,327,056)	-	(3,327,056)	-
(598,226)	-	(598,226)	-
(1,087,548)	-	(1,087,548)	-
(1,267,539)	-	(1,267,539)	-
(73,774)	-	(73,774)	-
(620,573)	-	(620,573)	-
(247,223)	-	(247,223)	-
(516,290)	-	(516,290)	-
(80,997)	-	(80,997)	-
<u>(9,289,648)</u>	<u>-</u>	<u>(9,289,648)</u>	<u>-</u>
-	1,497,262	1,497,262	-
-	(107,525)	(107,525)	-
-	40,015	40,015	-
-	<u>1,429,752</u>	<u>1,429,752</u>	<u>-</u>
<u>(9,289,648)</u>	<u>1,429,752</u>	<u>(7,859,896)</u>	<u>-</u>
-	-	-	<u>239,588</u>
735,637	-	735,637	-
156,092	-	156,092	-
781,171	-	781,171	-
317,120	-	317,120	-
317,098	-	317,098	-
6,064,347	-	6,064,347	-
1,213,821	-	1,213,821	-
695,530	-	695,530	-
70,740	-	70,740	341
43,195	64,511	107,706	-
<u>10,394,751</u>	<u>64,511</u>	<u>10,459,262</u>	<u>341</u>
120,000	(120,000)	-	-
<u>10,514,751</u>	<u>(55,489)</u>	<u>10,459,262</u>	<u>341</u>
1,225,103	1,374,263	2,599,366	239,929
41,791,073	34,607,297	76,398,370	978,866
<u>\$ 43,016,176</u>	<u>\$ 35,981,560</u>	<u>\$ 78,997,736</u>	<u>\$ 1,218,795</u>

CITY OF NORTH CANTON, OHIO

BALANCE SHEET
GOVERNMENTAL FUNDS
DECEMBER 31, 2015

	<u>General</u>	<u>Emergency Medical Services Levy</u>	<u>Capital Improvement</u>	<u>Other Governmental Funds</u>
Assets:				
Equity in pooled cash and investments	\$ 6,659,258	\$ 290,570	\$ 5,642,432	\$ 2,290,663
Cash and cash equivalents:				
In segregated accounts	-	-	-	266,877
With escrow agent	257,000	-	-	-
Receivables:				
Property taxes	817,442	810,042	-	810,043
Municipal income taxes	1,226,251	-	292,251	-
Accounts	6,560	103,014	-	875
Intergovernmental	219,308	56,811	-	409,604
Special assessments	2,586	-	-	-
Accrued interest	18,215	-	-	-
Materials and supplies inventory	14,386	9,055	-	266,002
Prepayments	21,993	2,443	-	9,138
Total assets	<u>\$ 9,242,999</u>	<u>\$ 1,271,935</u>	<u>\$ 5,934,683</u>	<u>\$ 4,053,202</u>
Liabilities:				
Accounts payable	\$ 57,612	\$ 9,274	\$ -	\$ 121,229
Contracts payable	-	-	257,941	-
Accrued wages and benefits payable	54,127	7,801	-	11,190
Compensated absences payable	29,110	-	-	-
Intergovernmental payable	82,828	22,403	-	16,128
Total liabilities	<u>223,677</u>	<u>39,478</u>	<u>257,941</u>	<u>148,547</u>
Deferred inflows of resources:				
Property taxes levied for the next fiscal year	791,093	783,228	-	783,228
Delinquent property tax revenue not available	26,349	26,814	-	26,815
Accrued interest not available	15,793	-	-	-
Special assessments revenue not available	2,586	-	-	-
Income tax revenue not available	717,002	-	170,882	-
Intergovernmental revenues not available	193,100	56,811	-	348,709
Charges for services revenue not available	-	64,857	-	-
Total deferred inflows of resources	<u>1,745,923</u>	<u>931,710</u>	<u>170,882</u>	<u>1,158,752</u>
Fund balances:				
Nonspendable	36,379	11,498	-	275,140
Restricted	-	289,249	-	2,370,763
Committed	4,791,066	-	5,505,860	100,000
Assigned	771,645	-	-	-
Unassigned	<u>1,674,309</u>	<u>-</u>	<u>-</u>	<u>-</u>
Total fund balances	<u>7,273,399</u>	<u>300,747</u>	<u>5,505,860</u>	<u>2,745,903</u>
Total liabilities, deferred inflows of resources and fund balances	<u>\$ 9,242,999</u>	<u>\$ 1,271,935</u>	<u>\$ 5,934,683</u>	<u>\$ 4,053,202</u>

SEE ACCOMPANYING NOTES TO THE BASIC FINANCIAL STATEMENTS

**Total
Governmental
Funds**

\$ 14,882,923

266,877

257,000

2,437,527

1,518,502

110,449

685,723

2,586

18,215

289,443

33,574

\$ 20,502,819

\$ 188,115

257,941

73,118

29,110

121,359

669,643

2,357,549

79,978

15,793

2,586

887,884

598,620

64,857

4,007,267

323,017

2,660,012

10,396,926

771,645

1,674,309

15,825,909

\$ 20,502,819

THIS PAGE IS INTENTIONALLY LEFT BLANK

CITY OF NORTH CANTON, OHIO

RECONCILIATION OF TOTAL GOVERNMENTAL FUND BALANCES TO
NET POSITION OF GOVERNMENTAL ACTIVITIES
DECEMBER 31, 2015

Total governmental fund balances		\$	15,825,909
<i>Amounts reported for governmental activities on the Statement of Net Position are different because:</i>			
Capital assets used in governmental activities are not financial resources and therefore are not reported in the funds.			33,240,605
Other long-term assets are not available to pay for current-period expenditures and therefore are deferred inflows in the funds.			
Property taxes receivable	\$	79,978	
Municipal income taxes receivable		887,884	
Accounts receivable		64,857	
Special assessments receivable		2,586	
Intergovernmental receivable		598,620	
Accrued interest receivable		15,793	
Total		1,649,718	1,649,718
An internal service fund is used by management to charge the costs of insurance to individual funds. The assets and liabilities of the internal service fund are included in governmental activities on the Statement of Net Position.			966,183
An internal balance is recorded in governmental activities to reflect overpayments to the internal service fund by the business-type activities.			(250,909)
Accrued interest payable is not due and payable in the current period and therefore is not reported in the funds.			(6,830)
Unamortized premiums on bond issuances are not recognized in the funds.			(55,684)
The net pension asset and net pension liability are not available to pay for current period expenditures and are not due and payable in the current period, respectively; therefore, the asset, liability and related deferred inflows/outflows are not reported in governmental funds.			
Net pension asset		17,276	
Deferred outflows of resources		968,506	
Deferred inflows of resources		(45,261)	
Net pension liability		(6,305,920)	
Total		(5,365,399)	(5,365,399)
Long-term liabilities, including bonds payable, are not due and payable in the current period and therefore are not reported in the funds.			
Compensated absences		(1,201,186)	
Capital lease payable		(21,231)	
General obligation bonds payable		(1,765,000)	
Total		(2,987,417)	(2,987,417)
Net position of governmental activities		\$	43,016,176

SEE ACCOMPANYING NOTES TO THE BASIC FINANCIAL STATEMENTS

CITY OF NORTH CANTON, OHIO

STATEMENT OF REVENUES, EXPENDITURES AND CHANGES IN FUND BALANCES
GOVERNMENTAL FUNDS
FOR THE YEAR ENDED DECEMBER 31, 2015

	<u>General</u>	<u>Emergency Medical Services Levy</u>	<u>Capital Improvement</u>	<u>Other Governmental Funds</u>
Revenues:				
Property taxes	\$ 732,684	\$ 779,236	\$ -	\$ 788,375
Municipal income taxes	6,008,571	-	1,200,648	-
Charges for services.	43,830	554,264	-	100
Licenses and permits	467,586	-	-	-
Fines and forfeitures	103,887	-	-	175,418
Intergovernmental.	453,802	118,242	1,127,854	935,893
Interest	61,643	-	-	6
Rentals	203,316	-	-	-
Contributions and donations.	-	-	-	54,421
Other	43,195	1,203	-	43,427
Total revenues	<u>8,118,514</u>	<u>1,452,945</u>	<u>2,328,502</u>	<u>1,997,640</u>
Expenditures:				
Current:				
General government	1,513,997	-	-	163,125
Security of persons and property:				
Police	3,233,391	-	-	869
Fire	-	-	-	529,909
Public health and welfare.	130,709	1,422,687	-	12,898
Transportation	31,804	-	-	1,541,004
Community environment	557,799	-	-	-
Leisure time activities	616,280	-	-	-
Economic development.	-	-	-	313,143
Basic utility services.	45,060	-	-	262,852
Capital outlay	22,062	-	2,319,185	-
Debt service:				
Principal retirement.	65,831	-	80,000	-
Interest and fiscal charges	23,360	-	63,063	-
Total expenditures	<u>6,240,293</u>	<u>1,422,687</u>	<u>2,462,248</u>	<u>2,823,800</u>
Excess (deficiency) of revenues over (under) expenditures.	<u>1,878,221</u>	<u>30,258</u>	<u>(133,746)</u>	<u>(826,160)</u>
Other financing sources (uses):				
Sale of capital assets.	28,618	680	-	27,303
Capital lease transaction.	22,062	-	-	-
Transfers in	443,757	-	670,000	1,025,000
Transfers out.	<u>(1,695,000)</u>	<u>(26,900)</u>	<u>-</u>	<u>(296,857)</u>
Total other financing sources (uses)	<u>(1,200,563)</u>	<u>(26,220)</u>	<u>670,000</u>	<u>755,446</u>
Net change in fund balances	677,658	4,038	536,254	(70,714)
Fund balances at beginning of year	<u>6,595,741</u>	<u>296,709</u>	<u>4,969,606</u>	<u>2,816,617</u>
Fund balances at end of year	<u>\$ 7,273,399</u>	<u>\$ 300,747</u>	<u>\$ 5,505,860</u>	<u>\$ 2,745,903</u>

SEE ACCOMPANYING NOTES TO THE BASIC FINANCIAL STATEMENTS

**Total
Governmental
Funds**

\$ 2,300,295
7,209,219
598,194
467,586
279,305
2,635,791
61,649
203,316
54,421
87,825

13,897,601

1,677,122

3,234,260
529,909
1,566,294
1,572,808
557,799
616,280
313,143
307,912
2,341,247

145,831
86,423

12,949,028

948,573

56,601
22,062
2,138,757
(2,018,757)

198,663

1,147,236

14,678,673

\$ 15,825,909

CITY OF NORTH CANTON, OHIO

RECONCILIATION OF THE STATEMENT OF REVENUES, EXPENDITURES AND CHANGES
IN FUND BALANCES OF GOVERNMENTAL FUNDS TO THE STATEMENT OF ACTIVITIES
FOR THE YEAR ENDED DECEMBER 31, 2015

Net change in fund balances - total governmental funds	\$	1,147,236
<i>Amounts reported for governmental activities in the Statement of Activities are different because:</i>		
Governmental funds report capital outlays as expenditures. However, in the Statement of Activities, the cost of those assets is allocated over their estimated useful lives as depreciation expense.		
Capital asset additions	\$	2,108,678
Current year depreciation		<u>(2,103,982)</u>
Total		4,696
The net effect of various miscellaneous transactions involving capital assets (i.e., sales, disposals, trade-ins, and donations) is to decrease net position.		
		(30,641)
Revenues in the Statement of Activities that do not provide current financial resources are not reported as revenues in the funds.		
Delinquent property taxes	6,823	
Municipal income taxes	68,949	
Charges for services	(84,108)	
Special assessments	(1,026)	
Intergovernmental	7,156	
Interest	9,097	
Rentals	<u>(24,657)</u>	
Total		(17,766)
Proceeds of capital leases are reported as an other financing source in the governmental funds, however, in the Statement of Activities, they are not reported as revenues as they increase the liabilities on the Statement of Net Position.		
		(22,062)
Repayment of bond and lease principal is an expenditure in the governmental funds, but the repayment reduces long-term liabilities on the Statement of Net Position.		
		145,831
In the Statement of Activities, interest is accrued on outstanding bonds and loans, whereas in governmental funds, an interest expenditure is reported when due.		
Accrued interest payable	357	
Amortization of bond premiums	<u>5,069</u>	
Total		5,426
Some expenses reported in the Statement of Activities, such as compensated absences and pollution remediation, do not require the use of current financial resources and therefore are not reported as expenditures in governmental funds.		
		8,380
Contractually required pension contributions are reported as expenditures in governmental funds; however, the Statement of Net Position reports these amounts as deferred outflows.		
		642,104
Except for amounts reported as deferred inflows/outflows, changes in the net pension asset/liability are reported as pension expense in the Statement of Activities.		
		(660,010)
The internal service fund used by management to charge the costs of insurance to individual funds is not reported in the government-wide Statement of Activities. Governmental fund expenditures and the related internal service fund revenues are eliminated. The net revenue (expense) of the internal service fund is allocated among the governmental activities.		
		<u>1,909</u>
Change in net position of governmental activities	\$	<u><u>1,225,103</u></u>

SEE ACCOMPANYING NOTES TO THE BASIC FINANCIAL STATEMENTS

CITY OF NORTH CANTON, OHIO

STATEMENT OF REVENUES, EXPENDITURES AND CHANGES IN
 FUND BALANCE - BUDGET AND ACTUAL (NON-GAAP BUDGETARY BASIS)
 GENERAL FUND
 FOR THE YEAR ENDED DECEMBER 31, 2015

	Budgeted Amounts			Variance with Final Budget Positive (Negative)
	Original	Final	Actual	
Revenues:				
Property taxes	\$ 713,000	\$ 713,000	\$ 732,684	\$ 19,684
Municipal income taxes	4,956,600	4,956,600	4,956,600	-
Charges for services	259,510	259,510	43,830	(215,680)
Licenses and permits	318,216	318,216	467,586	149,370
Fines and forfeitures	125,794	125,794	106,140	(19,654)
Intergovernmental	440,107	440,107	455,514	15,407
Interest	24,000	24,000	60,586	36,586
Rentals	211,773	211,773	211,679	(94)
Other	60,000	60,000	43,195	(16,805)
Total revenues	<u>7,109,000</u>	<u>7,109,000</u>	<u>7,077,814</u>	<u>(31,186)</u>
Expenditures:				
Current:				
General government	1,509,449	1,542,155	1,348,300	193,855
Security of persons and property:				
Police	3,537,000	3,529,853	3,374,658	155,195
Public health and welfare	106,000	106,600	103,849	2,751
Community environment	743,458	732,947	492,692	240,255
Leisure time activities	1,011,989	967,949	693,472	274,477
Debt service:				
Principal retirement	65,000	65,000	65,000	-
Interest and fiscal charges	23,175	23,175	23,175	-
Total expenditures	<u>6,996,071</u>	<u>6,967,679</u>	<u>6,101,146</u>	<u>866,533</u>
Excess of revenues over expenditures	<u>112,929</u>	<u>141,321</u>	<u>976,668</u>	<u>835,347</u>
Other financing sources (uses):				
Sale of capital assets	-	-	28,618	28,618
Transfers in	-	-	263,357	263,357
Transfers out	(1,931,500)	(1,931,500)	(1,931,500)	-
Total other financing sources (uses)	<u>(1,931,500)</u>	<u>(1,931,500)</u>	<u>(1,639,525)</u>	<u>291,975</u>
Net change in fund balances	(1,818,571)	(1,790,179)	(662,857)	1,127,322
Fund balances at beginning of year	2,284,835	2,284,835	2,284,835	-
Prior year encumbrances appropriated	217,150	217,150	217,150	-
Fund balance at end of year	<u>\$ 683,414</u>	<u>\$ 711,806</u>	<u>\$ 1,839,128</u>	<u>\$ 1,127,322</u>

SEE ACCOMPANYING NOTES TO THE BASIC FINANCIAL STATEMENTS

CITY OF NORTH CANTON, OHIO

STATEMENT OF REVENUES, EXPENDITURES AND CHANGES IN
 FUND BALANCE - BUDGET AND ACTUAL (NON-GAAP BUDGETARY BASIS)
 EMERGENCY MEDICAL SERVICES LEVY FUND
 FOR THE YEAR ENDED DECEMBER 31, 2015

	<u>Budgeted Amounts</u>			Variance with Final Budget Positive (Negative)
	<u>Original</u>	<u>Final</u>	<u>Actual</u>	
Revenues:				
Property taxes	\$ 778,100	\$ 778,100	\$ 779,236	\$ 1,136
Charges for services.	494,800	494,800	559,103	64,303
Intergovernmental.	120,850	120,850	118,242	(2,608)
Other	-	-	1,203	1,203
Total revenues	<u>1,393,750</u>	<u>1,393,750</u>	<u>1,457,784</u>	<u>64,034</u>
Expenditures:				
Current:				
Public health and welfare.	<u>1,591,398</u>	<u>1,584,960</u>	<u>1,512,916</u>	<u>72,044</u>
Total expenditures	<u>1,591,398</u>	<u>1,584,960</u>	<u>1,512,916</u>	<u>72,044</u>
Excess of expenditures over revenues.	<u>(197,648)</u>	<u>(191,210)</u>	<u>(55,132)</u>	<u>136,078</u>
Other financing sources (uses):				
Sale of capital assets.	-	-	680	680
Transfers out.	<u>(26,900)</u>	<u>(26,900)</u>	<u>(26,900)</u>	<u>-</u>
Total other financing sources (uses)	<u>(26,900)</u>	<u>(26,900)</u>	<u>(26,220)</u>	<u>680</u>
Net change in fund balances	(224,548)	(218,110)	(81,352)	136,758
Fund balance at beginning of year	335,364	335,364	335,364	-
Prior year encumbrances appropriated	21,658	21,658	21,658	-
Fund balance at end of year	<u>\$ 132,474</u>	<u>\$ 138,912</u>	<u>\$ 275,670</u>	<u>\$ 136,758</u>

SEE ACCOMPANYING NOTES TO THE BASIC FINANCIAL STATEMENTS

CITY OF NORTH CANTON, OHIO

STATEMENT OF NET POSITION
 PROPRIETARY FUNDS
 DECEMBER 31, 2015

	Business-type Activities - Enterprise Funds				Governmental Activities - Internal Service Fund
	Water	Sewer	Garbage	Total	
Assets:					
Current assets:					
Equity in pooled cash and investments	\$ 4,387,341	\$ 3,128,056	\$ 309,295	\$ 7,824,692	\$ 1,121,173
Receivables:					
Accounts	921,354	238,889	3,170	1,163,413	-
Special assessments	5,682	61,978	-	67,660	-
Materials and supplies inventory	221,728	14,340	-	236,068	-
Prepayments	24,847	2,487	505	27,839	-
Total current assets	5,560,952	3,445,750	312,970	9,319,672	1,121,173
Noncurrent assets:					
Net pension asset	8,801	2,520	413	11,734	-
Capital assets:					
Non-depreciable capital assets	1,254,283	1,029,991	-	2,284,274	-
Depreciable capital assets, net	32,326,958	7,334,542	-	39,661,500	-
Total capital assets, net	33,581,241	8,364,533	-	41,945,774	-
Total noncurrent assets	33,590,042	8,367,053	413	41,957,508	-
Total assets	39,150,994	11,812,803	313,383	51,277,180	1,121,173
Deferred outflows of resources:					
Pension - OPERS	204,968	58,685	9,627	273,280	-
Total deferred outflows of resources	204,968	58,685	9,627	273,280	-
Liabilities:					
Current liabilities:					
Accounts payable	103,795	5,720	74,281	183,796	-
Contracts payable	132,392	3,436	-	135,828	-
Accrued wages and benefits payable	15,349	1,916	-	17,265	-
Intergovernmental payable	19,582	148,402	1,295	169,279	-
Accrued interest payable	131,143	2,352	-	133,495	-
General obligation bonds payable	270,000	-	-	270,000	-
OWDA loans payable	583,345	7,443	-	590,788	-
OPWC loans payable	100,932	14,968	-	115,900	-
Intergovernmental loans payable	-	58,505	-	58,505	-
Claims and judgements payable	-	-	-	-	154,990
Total current liabilities	1,356,538	242,742	75,576	1,674,856	154,990
Long-term liabilities:					
General obligation bonds payable	3,849,859	-	-	3,849,859	-
OWDA loans payable	5,880,047	129,702	-	6,009,749	-
OPWC loans payable	1,419,469	239,482	-	1,658,951	-
Intergovernmental loans payable	-	1,049,651	-	1,049,651	-
Net pension liability	1,159,541	331,995	54,467	1,546,003	-
Total long-term liabilities	12,308,916	1,750,830	54,467	14,114,213	-
Total liabilities	13,665,454	1,993,572	130,043	15,789,069	154,990
Deferred inflows of resources:					
Pension - OPERS	23,056	6,601	1,083	30,740	-
Total deferred inflows of resources	23,056	6,601	1,083	30,740	-
Net position:					
Net investment in capital assets	21,815,889	6,864,782	-	28,680,671	-
Unrestricted	3,851,563	3,006,533	191,884	7,049,980	966,183
Total net position	\$ 25,667,452	\$ 9,871,315	\$ 191,884	35,730,651	\$ 966,183
Adjustment to reflect the consolidation of the internal service fund activities related to enterprise funds				250,909	
Net position of business-type activities				\$ 35,981,560	

SEE ACCOMPANYING NOTES TO THE BASIC FINANCIAL STATEMENTS

CITY OF NORTH CANTON, OHIO

STATEMENT OF REVENUES, EXPENSES AND
CHANGES IN NET POSITION
PROPRIETARY FUNDS
FOR THE YEAR ENDED DECEMBER 31, 2015

	Business-type Activities - Enterprise Funds				Governmental Activities - Internal Service Funds
	Water	Sewer	Garbage	Total	
Operating revenues:					
Charges for services	\$ 6,794,653	\$ 2,748,710	\$ 895,826	\$ 10,439,189	\$ 1,333,522
Tap-in fees	24,031	161,650	-	185,681	-
Other operating revenues	57,545	6,966	-	64,511	-
Total operating revenues.	<u>6,876,229</u>	<u>2,917,326</u>	<u>895,826</u>	<u>10,689,381</u>	<u>1,333,522</u>
Operating expenses:					
Personal services	1,738,649	522,787	87,436	2,348,872	-
Contract services.	962,981	1,921,244	814,344	3,698,569	271,521
Materials and supplies.	616,946	152,203	20,305	789,454	-
Claims expense	-	-	-	-	1,059,088
Depreciation.	1,583,628	406,364	-	1,989,992	-
Other	4,602	3,093	-	7,695	-
Total operating expenses.	<u>4,906,806</u>	<u>3,005,691</u>	<u>922,085</u>	<u>8,834,582</u>	<u>1,330,609</u>
Operating income (loss)	<u>1,969,423</u>	<u>(88,365)</u>	<u>(26,259)</u>	<u>1,854,799</u>	<u>2,913</u>
Nonoperating revenues (expenses):					
Interest and fiscal charges	(415,337)	(12,430)	-	(427,767)	-
Intergovernmental	-	-	66,227	66,227	-
Total nonoperating revenues (expenses).	<u>(415,337)</u>	<u>(12,430)</u>	<u>66,227</u>	<u>(361,540)</u>	<u>-</u>
Income (loss) before transfers	1,554,086	(100,795)	39,968	1,493,259	2,913
Transfer out	<u>(80,000)</u>	<u>(40,000)</u>	<u>-</u>	<u>(120,000)</u>	<u>-</u>
Change in net position	1,474,086	(140,795)	39,968	1,373,259	2,913
Net position at beginning of year (restated) .	<u>24,193,366</u>	<u>10,012,110</u>	<u>151,916</u>		<u>963,270</u>
Net position at end of year	<u>\$ 25,667,452</u>	<u>\$ 9,871,315</u>	<u>\$ 191,884</u>		<u>\$ 966,183</u>
Adjustment to reflect the consolidation of internal service fund activities related to enterprise funds.				<u>1,004</u>	
Change in net position of business-type activities.				<u>\$ 1,374,263</u>	

SEE ACCOMPANYING NOTES TO THE BASIC FINANCIAL STATEMENTS

CITY OF NORTH CANTON, OHIO

STATEMENT OF CASH FLOWS
 PROPRIETARY FUNDS
 FOR THE YEAR ENDED DECEMBER 31, 2015

	Business-type Activities - Enterprise Funds				Governmental Activities - Internal Service Fund
	Water	Sewer	Garbage	Total	
Cash flows from operating activities:					
Cash received from customers	\$ 6,816,150	\$ 2,756,905	\$ 898,140	\$ 10,471,195	\$ -
Cash received from interfund services	-	-	-	-	1,333,522
Cash received from tap-in fees	24,031	161,650	-	185,681	-
Cash received from other operations	57,545	6,966	-	64,511	-
Cash payments for personal services.	(1,818,448)	(525,914)	(88,711)	(2,433,073)	-
Cash payments for contractual services	(906,835)	(1,723,965)	(813,188)	(3,443,988)	(271,521)
Cash payments for materials and supplies	(598,776)	(166,468)	(20,305)	(785,549)	-
Cash payments for claims	-	-	-	-	(1,019,598)
Cash payments for other expenses	(4,602)	(3,093)	-	(7,695)	-
Net cash provided by (used in) operating activities	<u>3,569,065</u>	<u>506,081</u>	<u>(24,064)</u>	<u>4,051,082</u>	<u>42,403</u>
Cash flows from noncapital financing activities:					
Cash received from grants and subsidies.	-	-	66,227	66,227	-
Cash used in transfers out	(80,000)	(40,000)	-	(120,000)	-
Net cash provided by (used in) noncapital financing activities.	<u>(80,000)</u>	<u>(40,000)</u>	<u>66,227</u>	<u>(53,773)</u>	<u>-</u>
Cash flows from capital and related financing activities:					
Acquisition of capital assets	(1,935,572)	(778,919)	-	(2,714,491)	-
Intergovernmental loan proceeds	-	636,203	-	636,203	-
Principal payments - bonds	(260,000)	-	-	(260,000)	-
Principal payments - OWDA loans	(562,778)	(7,194)	-	(569,972)	-
Principal payments - OPWC loans	(100,932)	(14,968)	-	(115,900)	-
Principal payments - intergovernmental loans	-	(56,970)	-	(56,970)	-
Interest and fiscal charges - bonds.	(180,153)	-	-	(180,153)	-
Interest and fiscal charges - OWDA loans.	(249,175)	(4,890)	-	(254,065)	-
Interest and fiscal charges - intergovernment loans	-	(7,663)	-	(7,663)	-
Net cash used in capital and related financing activities.	<u>(3,288,610)</u>	<u>(234,401)</u>	<u>-</u>	<u>(3,523,011)</u>	<u>-</u>
Net increase in cash and cash equivalents	200,455	231,680	42,163	474,298	42,403
Cash and cash equivalents at beginning of year	4,186,886	2,896,376	267,132	7,350,394	1,078,770
Cash and cash equivalents at end of year	<u>\$ 4,387,341</u>	<u>\$ 3,128,056</u>	<u>\$ 309,295</u>	<u>\$ 7,824,692</u>	<u>\$ 1,121,173</u>

- - Continued

CITY OF NORTH CANTON, OHIO

STATEMENT OF CASH FLOWS
 PROPRIETARY FUNDS (CONTINUED)
 FOR THE YEAR ENDED DECEMBER 31, 2015

	<u>Business-type Activities - Enterprise Funds</u>				<u>Governmental Activities - Internal Service Fund</u>
	<u>Water</u>	<u>Sewer</u>	<u>Garbage</u>	<u>Total</u>	
Reconciliation of operating income (loss) to net cash provided by (used in) operating activities:					
Operating income (loss)	\$ 1,969,423	\$ (88,365)	\$ (26,259)	\$ 1,854,799	\$ 2,913
Adjustments:					
Depreciation	1,583,628	406,364	-	1,989,992	-
Changes in assets, deferred outflows, liabilities and deferred inflows:					
Accounts receivable	17,344	2,138	2,314	21,796	-
Special assessments receivable	4,153	6,057	-	10,210	-
Materials and supplies inventory	8,112	176,786	-	184,898	-
Prepayments	(11,107)	(71)	(305)	(11,483)	-
Net pension asset	(6,403)	(1,833)	(300)	(8,536)	-
Deferred outflows - Pension - OPERS	(52,050)	(14,902)	(2,444)	(69,396)	-
Accounts payable	77,511	4,404	1,461	83,376	-
Accrued wages and benefits	(40,638)	(3,166)	-	(43,804)	-
Intergovernmental payable	(30,154)	4,569	(845)	(26,430)	-
Net pension liability	26,190	7,499	1,231	34,920	-
Deferred inflows - Pension - OPERS	23,056	6,601	1,083	30,740	-
Claims payable	-	-	-	-	39,490
Net cash provided by (used in) operating activities	<u>\$ 3,569,065</u>	<u>\$ 506,081</u>	<u>\$ (24,064)</u>	<u>\$ 4,051,082</u>	<u>\$ 42,403</u>

Noncash transactions:

During 2015 and 2014, the water fund purchased \$132,392 and \$15,000 in capital assets on account, respectively.
 During 2015 and 2014, the sewer fund purchased \$3,436 and \$47,523 in capital assets on account, respectively.

SEE ACCOMPANYING NOTES TO THE BASIC FINANCIAL STATEMENTS

CITY OF NORTH CANTON, OHIO

**STATEMENT OF FIDUCIARY ASSETS AND LIABILITIES
AGENCY FUND
DECEMBER 31, 2015**

	<u>Agency</u>
Assets:	
Cash in segregated accounts	\$ 94,310
Total assets	<u>\$ 94,310</u>
Liabilities:	
Deposits held and due to others	\$ 94,310
Total liabilities	<u>\$ 94,310</u>

SEE ACCOMPANYING NOTES TO THE BASIC FINANCIAL STATEMENTS

THIS PAGE IS INTENTIONALLY LEFT BLANK

CITY OF NORTH CANTON, OHIO

NOTES TO THE BASIC FINANCIAL STATEMENTS FOR THE YEAR ENDED DECEMBER 31, 2015

NOTE 1 - DESCRIPTION OF THE CITY

The City was incorporated as a village in 1831 and became a city in 1962. The City of North Canton (the "City") is a charter municipal corporation, incorporated under the laws of the State of Ohio. The City operates under a "Mayor-Administrator-Council" form of government. Elected officials include seven council members and a mayor.

Reporting Entity

The reporting entity has been defined in accordance with GASB Statement No. 14, "The Financial Reporting Entity" as amended by GASB Statement No. 39, "Determining Whether Certain Organizations Are Component Units" and GASB Statement No. 61, "The Financial Reporting Entity: Omnibus". The reporting entity is comprised of the primary government, component units and other organizations that are included to ensure that the financial statements are not misleading. The primary government of the City consists of all funds, departments, boards and agencies that are not legally separate from the City. For the City of North Canton this includes the departments that provide the following services: police, fire, emergency medical, parks and recreation, water and sewer, rubbish collection, street construction, maintenance and repair and general administrative services.

The Mayor is an elected official who has a fiduciary responsibility for the collection and disbursement of Mayor's Court fees and fines. This activity has been included in the City's financial statements as a special revenue fund.

Component units are legally separate organizations for which the City is financially accountable. The City is financially accountable for an organization if the City appoints a voting majority of the organization's Governing Board and (1) the City is able to significantly influence the programs or services performed or provided by the organization; (2) the City is legally entitled to or can otherwise access the organization's resources; (3) the City is legally obligated or has otherwise assumed the responsibility to finance deficits of or provide financial support to the organization; or (4) the City is obligated for the debt of the organization. Component units may also include organizations for which the City approves the budget, the issuance of debt, or the levying of taxes. Certain organizations are also included as component units if the nature and significance of the relationship between the primary government and the organization is such that exclusion by the primary government would render the primary governments financial statements incomplete or misleading. The City has one component unit.

Community Improvement Corporation (CIC) - The City of North Canton Community Improvement Corporation was formed pursuant to Ordinance 103-80 passed October 28, 1980. The CIC was designated as the not-for-profit agency of the City for industrial, commercial, distribution and research development. The membership of the CIC was expanded in 2005 and now includes the Mayor, Director of Administration, Director of Finance, President of Council, Chairperson of Council's Community and Economic Development Committee, one additional member appointed by Council and two members appointed by the Mayor. The CIC is also dependent on the City for financial support and is therefore presented as a component unit of the City. Financial statements can be obtained from the Director of Finance, Community Improvement Corporation, 145 North Main Street, North Canton, Ohio 44720.

The City participates in two jointly governed organizations, the Stark Council of Governments and the Stark County Combined General Health District. These organizations are described in Note 20 of the Basic Financial Statements.

Information in the following notes to the basic financial statements is applicable to the primary government. Information relative to the component unit is presented in Note 22.

CITY OF NORTH CANTON, OHIO

NOTES TO THE BASIC FINANCIAL STATEMENTS
FOR THE YEAR ENDED DECEMBER 31, 2015

NOTE 2 - SUMMARY OF SIGNIFICANT ACCOUNTING POLICIES

The financial statements of the City have been prepared in conformity with accounting principles generally accepted in the United States of America (GAAP) as applied to governmental units. The Governmental Accounting Standards Board (GASB) is the accepted standard-setting body for establishing governmental accounting and financial reporting principles. The more significant of the City's accounting policies are described below.

A. Basis of Presentation

The City's basic financial statements consist of government-wide statements, including a Statement of Net Position and a Statement of Activities, and fund financial statements, which provide a more detailed level of financial information.

Government-wide Financial Statements - The Statement of Net Position and the Statement of Activities display information about the City as a whole. These statements include the financial activities of the primary government, except for fiduciary funds. The statements distinguish between those activities of the City that are governmental and those that are considered business-type activities. The activity of the internal service fund is eliminated to avoid "doubling up" revenues and expenses.

The Statement of Net Position presents the financial condition of the governmental and business-type activities of the City at year end. The Statement of Activities presents a comparison between direct expenses and program revenues for each program or function of the City's governmental activities and for the business-type activities of the City. Direct expenses are those that are specifically associated with a service, program or department and therefore clearly identifiable to a particular function. Program revenues include charges paid by the recipient of the goods or services offered by the program, grants and contributions that are restricted to meeting the operational or capital requirements of a particular program and interest earned on grants that is required to be used to support a particular program. Revenues which are not classified as program revenues are presented as general revenues of the City, with certain limited exceptions. The comparison of direct expenses with program revenues identifies the extent to which each business segment or governmental program is self-financing or draws from the general revenues of the City. The City does not eliminate interfund services provided and used when consolidating activities.

Fund Financial Statements - During the year, the City segregates transactions related to certain City functions or activities in separate funds in order to aid financial management and to demonstrate legal compliance. Fund financial statements are designed to present financial information of the City at this more detailed level. The focus of governmental and enterprise fund financial statements is on major funds. Each major fund is presented in a separate column. Nonmajor funds are aggregated and presented in a single column. The internal service fund is presented in a single column on the face of the proprietary fund statements. Fiduciary funds are reported by type.

B. Fund Accounting

The City uses funds to maintain its financial records during the year. A fund is defined as a fiscal and accounting entity with a self-balancing set of accounts. The City's funds are classified as either governmental, proprietary or fiduciary.

CITY OF NORTH CANTON, OHIO

NOTES TO THE BASIC FINANCIAL STATEMENTS
FOR THE YEAR ENDED DECEMBER 31, 2015

NOTE 2 - SUMMARY OF SIGNIFICANT ACCOUNTING POLICIES - (Continued)

Governmental Funds - Governmental funds are those through which most governmental functions typically are financed. Governmental fund reporting focuses on the sources, uses and balances of current financial resources. Expendable assets are assigned to the various governmental funds according to the purposes for which they may or must be used. Current liabilities are assigned to the fund from which they will be paid. The difference between governmental fund assets plus deferred outflows less liabilities plus deferred inflows is reported as fund balance. The following are the City's major governmental funds:

General fund - The general fund is used to account for and report all financial resources not accounted for and reported in another fund. The general fund balance is available for any purpose provided it is expended or transferred according to the general laws of Ohio.

Emergency medical services levy fund - The emergency medical services levy fund accounts for property taxes levied that are restricted for the partial operation of the emergency medical service department.

Capital improvement fund - The capital improvement fund accounts for City income tax revenue that is committed and bond proceeds that are restricted for various capital projects.

Other governmental funds of the City are used to account for (a) financial resources that are restricted, committed, or assigned to expenditures for capital outlays including the acquisition or construction of capital facilities and other capital assets, (b) specific revenue sources that are restricted or committed to an expenditure for specified purposes other than debt service or capital projects and (c) financial resources that are restricted, committed, or assigned to expenditure for principal and interest.

Proprietary Funds - Proprietary fund reporting focuses on the determination of operating income, changes in net position, financial position and cash flows. Proprietary funds are classified as either enterprise or internal service.

Enterprise Funds - Enterprise funds may be used to account for any activity for which a fee is charged to external users for goods or services. The City's major enterprise funds are:

Water fund - This fund accounts for the treatment and provision of water to the residents and commercial users of the City and certain residents of the County.

Sewer fund - This fund accounts for the sanitary sewer services provided to the residents and commercial users of the City and certain residents of the County.

Garbage fund - This fund accounts for the garbage and recycling service provided by a successful bidder for the residential users of the City.

Internal service fund - The internal service fund accounts for the financing of services provided by one department or agency to other departments or agencies of the City on a cost reimbursement basis. The City's only internal service fund accounts for a self-insurance program for employee medical/surgical benefits.

CITY OF NORTH CANTON, OHIO

NOTES TO THE BASIC FINANCIAL STATEMENTS
FOR THE YEAR ENDED DECEMBER 31, 2015

NOTE 2 - SUMMARY OF SIGNIFICANT ACCOUNTING POLICIES - (Continued)

Fiduciary Funds - Fiduciary fund reporting focuses on net position and changes in net position. The fiduciary fund category is split into four classifications: pension trust funds, investment trust funds, private purpose trust funds and agency funds. Trust funds are used to account for assets held by the City under a trust agreement for individuals, private organizations, or other governments and are therefore not available to support the City's own programs. Agency funds are purely custodial (assets equal liabilities) and thus do not involve measurement of results of operations. The City's only agency fund is used to keep track of required deposits.

C. Measurement Focus

Government-wide Financial Statements - The government-wide financial statements are prepared using the economic resources measurement focus. All non-fiduciary assets, all deferred outflows of resources, all liabilities and all deferred inflows of resources associated with the operation of the City are included on the Statement of Net Position. The Statement of Activities presents increases (e.g. revenues) and decreases (e.g. expenses) in total net position.

Fund Financial Statements - All governmental funds are accounted for using a flow of current financial resources measurement focus. With this measurement focus, only current assets, current deferred outflows of resources, current liabilities and current deferred inflows of resources generally are included on the Balance Sheet. The Statement of Revenues, Expenditures and Changes in Fund Balances reports on the sources (i.e., revenues and other financing sources) and uses (i.e., expenditures and other financing uses) of current financial resources. This approach differs from the manner in which the governmental activities of the government-wide financial statements are prepared. Governmental fund financial statements therefore include a reconciliation with brief explanations to better identify the relationship between the government-wide statements and the statements for governmental funds.

Like the government-wide statements, all proprietary funds are accounted for on a flow of economic resources measurement focus. All assets, all deferred outflows of resources, all liabilities and all deferred inflows of resources associated with the operation of these funds are included on the Statement of Net Position. The Statement of Revenues, Expenses and Changes in Fund Net Position presents increases (i.e., revenues) and decreases (i.e., expenses) in net total assets. The Statement of Cash Flows provides information about how the City finances and meets the cash flow needs of its proprietary activities.

Agency funds do not report a measurement focus as they do not report operations.

D. Basis of Accounting

Basis of accounting determines when transactions are recorded in the financial records and reported on the financial statements. Government-wide financial statements are prepared using the accrual basis of accounting; proprietary and fiduciary funds also use the accrual basis of accounting. Governmental funds use the modified accrual basis of accounting. Differences in the accrual and modified accrual basis of accounting arise in the recognition of revenue, the recording of deferred inflows, and in the presentation of expenses versus expenditures.

Revenues - Exchange and Nonexchange Transactions - Revenues resulting from exchange transactions, in which each party gives and receives essentially equal value, are recorded on the accrual basis when the exchange takes place. On a modified accrual basis, revenue is recorded in the year in which the resources are measurable and become available. Available means that the resources will be collected within the current year or are expected to be collected soon enough thereafter to be used to pay liabilities of the current year. For the City, available means expected to be received within thirty-one days of year end.

CITY OF NORTH CANTON, OHIO

NOTES TO THE BASIC FINANCIAL STATEMENTS
FOR THE YEAR ENDED DECEMBER 31, 2015

NOTE 2 - SUMMARY OF SIGNIFICANT ACCOUNTING POLICIES - (Continued)

Nonexchange transactions, in which the City receives value without directly giving equal value in return, include income taxes, property taxes, grants, entitlements and donations. On an accrual basis, revenue from income taxes is recognized in the period in which the income is earned. Revenue from property taxes is recognized in the year for which the taxes are levied (See Note 5). Revenue from grants, entitlements and donations is recognized in the year in which all eligibility requirements have been satisfied. Eligibility requirements include timing requirements, which specify the year when the resources are required to be used or the year when use is first permitted, matching requirements, in which the City must provide local resources to be used for a specified purpose, and expenditure requirements, in which the resources are provided to the City on a reimbursement basis. On a modified accrual basis, revenue from non-exchange transactions must also be available before it can be recognized.

Under the modified accrual basis, the following revenue sources are considered to be both measurable and available at year end: income tax, State-levied locally shared taxes (including gasoline tax and motor vehicle license fees), fines and forfeitures, interest, grants and rentals.

Deferred Outflows of Resources and Deferred Inflows of Resources - In addition to assets, the government-wide statement of net position will report a separate section for deferred outflows of resources. Deferred outflows of resources, represents a consumption of net position that applies to a future period and will not be recognized as an outflow of resources (expense/expenditure) until then. For the City, deferred outflows of resources have been reported for the following items related to the City's net pension liability: (1) the net difference between projected and actual investment earnings on pension plan assets, (2) the City's contributions to the pension systems subsequent to the measurement date and (3) differences between employer's contributions and the employer's proportional share of contributions.

In addition to liabilities, both the government-wide statement of net position and the governmental fund financial statements report a separate section for deferred inflows of resources. Deferred inflows of resources represent an acquisition of net position that applies to a future period and will not be recognized as an inflow of resources (revenue) until that time. For the City, deferred inflows of resources include property taxes, payments in lieu of taxes and unavailable revenue. Property taxes and payments in lieu of taxes represent amounts for which there is an enforceable legal claim as of December 31, 2015, but which were levied to finance 2016 operations. These amounts have been recorded as a deferred inflow of resources on both the government-wide statement of net position and the governmental fund financial statements. Unavailable revenue is reported only on the governmental funds balance sheet, and represents receivables which will not be collected within the available period. For the City unavailable revenue includes, but is not limited to, delinquent property taxes, income taxes and intergovernmental grants. These amounts are deferred and recognized as an inflow of resources in the period the amounts become available.

The City also reports deferred inflow of resources for the following items related to the City's net pension liability: differences between expected and actual experience. These deferred inflows of resources are only reported on the government-wide statement of net position.

Expenses/Expenditures - On the accrual basis of accounting, expenses are recognized at the time they are incurred.

The measurement focus of governmental fund accounting is on decreases in net financial resources (expenditures) rather than expenses. Expenditures are generally recognized in the accounting period in which the related fund liability is incurred, if measurable. Allocations of cost, such as depreciation and amortization, are not recognized in governmental funds.

CITY OF NORTH CANTON, OHIO

NOTES TO THE BASIC FINANCIAL STATEMENTS
FOR THE YEAR ENDED DECEMBER 31, 2015

NOTE 2 - SUMMARY OF SIGNIFICANT ACCOUNTING POLICIES - (Continued)

E. Budgetary Process

All funds, except agency funds, are legally required to be budgeted and appropriated. Budgetary information for the Mayor's Court special revenue fund is not maintained because it is not included in the entity for which the "appropriated budget" is adopted. The major documents prepared are the alternate tax budget, the Certificate of Estimated Resources, and the appropriations resolution, all of which are prepared on the budgetary basis of accounting. The alternate tax budget demonstrates a need for existing or increased tax rates. The Certificate of Estimated Resources establishes a limit on the amount Council may appropriate. The appropriations resolution is Council's authorization to spend resources and sets annual limits on expenditures plus encumbrances at the level of control selected by Council. The legal level of control has been established by Council at the fund function level for all funds. Budgetary modification may only be made by resolution of the City Council at the legal level of control. Budgetary statements are presented beyond that legal level of control for information purposes only.

The Certificate of Estimated Resources may be amended during the year if projected increases or decreases in revenue are identified by the Finance Director. The amounts reported as the original budgeted amounts on the budgetary statements reflect the amounts on the Certificate of Estimated Resources when the original appropriations were adopted. The amounts reported as the final budgeted amounts on the budgetary statements reflect the amounts on the amended Certificate of Estimated Resources in effect at the time final appropriations were passed by Council.

The appropriation resolution is subject to amendment throughout the year with the restriction that appropriations cannot exceed estimated resources. The amounts reported as the original budgeted amounts reflect the first appropriation resolution for that fund that covered the entire year, including amounts automatically carried forward from prior years. The amounts reported as the final budgeted amounts represent the final appropriation amounts passed by Council during the year.

F. Cash and Investments

To improve cash management, cash received by the City is pooled. Monies for all funds, including the proprietary funds, are maintained in this pool. Individual fund integrity is maintained through City records. Interest in the pool is presented as "equity in pooled cash and investments".

The City has segregated bank accounts for monies held separate from the City's central bank account. These interest bearing depository accounts are presented as "cash and cash equivalents in segregated accounts" since they are not required to be deposited into the City treasury.

Funding of the Community Improvement Corporation (CIC) is included on the financial statements as "cash and cash equivalents with escrow agent".

During 2015, investments were limited to Federal National Mortgage Association (FNMA) securities, Federal Home Loan Bank (FHLB) securities, Federal Home Loan Mortgage Corporation (FHLMC) securities, a U.S. Government money market, repurchase agreements, negotiable certificates of deposit, a City of Canal Fulton municipal note and a Union Township municipal note.

Except for nonparticipating investment contracts, investments are reported at fair value which is based on quoted market prices. Nonparticipating investment contracts, such as repurchase agreements and non-negotiable certificates of deposit, are reported at cost.

Investment procedures are restricted by the provisions of the Ohio Revised Code. Interest revenue credited to the general fund during 2015 amounted to \$61,643, which includes \$55,732 assigned from other City funds.

CITY OF NORTH CANTON, OHIO

NOTES TO THE BASIC FINANCIAL STATEMENTS
FOR THE YEAR ENDED DECEMBER 31, 2015

NOTE 2 - SUMMARY OF SIGNIFICANT ACCOUNTING POLICIES - (Continued)

Investments with an original maturity of three months or less and investments of the cash management pool are presented on the financial statements as cash equivalents.

G. Prepaid Items

Payments made to vendors for services that will benefit periods beyond December 31, 2015, are recorded as prepaid items using the consumption method by recording a current asset for the prepaid amount at the time of the purchase and the expenditure/expense in the year in which services are consumed. At year end, because prepayments are not available to finance future governmental fund expenditures, a nonspendable fund balance is recorded by an amount equal to the carrying value of the asset on the fund financial statements.

H. Inventory

Inventories are presented at cost on a first-in, first-out basis and are expended/expensed when used. Inventory consists of expendable supplies. On the fund financial statements, reported material and supplies inventory is equally offset by a nonspendable fund balance which indicates that it does not constitute available spendable resources even though it is a component of net current assets.

I. Capital Assets

Governmental capital assets are those assets not specifically related to activities reported in the proprietary funds. These assets generally result from expenditures in the governmental funds. These assets are reported in the governmental activities column of the government-wide Statement of Net Position, but are not reported in the fund financial statements. Capital assets utilized by the enterprise funds are reported both in the business-type activities column of the government-wide Statement of Net Position and in the respective funds.

All capital assets are capitalized at cost (or estimated historical cost) and updated for additions and deductions during the year. The City was able to estimate the historical cost for the initial reporting of infrastructure by backtrending (i.e., estimating the current replacement cost of the infrastructure to be capitalized and using an appropriate price-level index to deflate the cost to the acquisition year or estimated acquisition year). Donated capital assets are recorded at their fair market values as of the date received. The City's capitalization threshold is \$5,000. Improvements are capitalized; the costs of normal maintenance and repairs that do not add to the value of the asset or materially extend an asset's life are not. Interest incurred during the construction of capital assets utilized by the enterprise funds is also capitalized.

All reported capital assets except land, easements and right of ways and construction in progress are depreciated. Improvements are depreciated over the remaining useful lives of the related capital assets. Useful lives for infrastructure were estimated based on the City's historical records or necessary improvements and replacement. Depreciation is computed using the straight-line method over the following useful lives:

<u>Description</u>	<u>Governmental Activities Estimated Lives</u>	<u>Business-Type Activities Estimated Lives</u>
Land Improvements	20 years	10 - 40 years
Buildings	20 - 50 years	20 - 50 years
Equipment	10 - 15 years	3 - 15 years
Software	10 - 15 years	3 - 15 years
Infrastructure	20 - 50 years	40 years
Sewer Rights	n/a	40 years

CITY OF NORTH CANTON, OHIO

NOTES TO THE BASIC FINANCIAL STATEMENTS
FOR THE YEAR ENDED DECEMBER 31, 2015

NOTE 2 - SUMMARY OF SIGNIFICANT ACCOUNTING POLICIES - (Continued)

The City's infrastructure consists of a streets subsystem, a storm sewers subsystem, a bridge subsystem, and water and sewer lines including infrastructure acquired before December 31, 1980.

J. Interfund Balances

On the fund financial statements, receivables and payables resulting from short-term interfund loans are classified as "interfund loans receivables/payables". Receivables and payables resulting from negative cash balances are classified as "due to/due from other funds". These amounts are eliminated in the governmental and business-type activities columns of the Statement of Net Position, except for the net residual amounts due between governmental and business-type activities, which are presented as internal balances. There were no interfund balances at December 31, 2015.

K. Compensated Absences

Vacation benefits are accrued as a liability as the benefits are earned if the employees' rights to receive compensation are attributable to services already rendered and it is probable that the City will compensate the employees for the benefits through paid time off or some other means. The City records a liability for accumulated unused vacation time when earned for all employees with more than one year of service.

Sick leave benefits are accrued as a liability using the vesting method. The liability includes the employees who are currently eligible to receive termination benefits and those the City has identified as probable of receiving payment in the future. The amount is based on accumulated sick leave and employees' wage rates at year end, taking into consideration any limits specified in the City's termination policy. The City records a liability for accumulated unused sick leave for employees after one year of service with the City.

On governmental fund financial statements, compensated absences are recognized as liabilities and expenditures to the extent payments come due each period upon the occurrence of employee resignations and retirements. These amounts are recorded in the account "compensated absences payable" in the fund from which the employees who have accumulated leave are paid. The noncurrent portion of the liability is not reported.

L. Accrued Liabilities and Long-Term Obligations

All payables, accrued liabilities and long-term obligations are reported in the government-wide financial statements, and all payables, accrued liabilities and long-term obligations payable from proprietary funds are reported on the proprietary funds financial statements.

In general, governmental fund payables and accrued liabilities that, once incurred, are paid in a timely manner and in full from current financial resources, are reported as obligations of the funds. However, claims and judgments and compensated absences that will be paid from governmental funds are reported as a liability in the fund financial statements only to the extent that they are due for payment during the current year. Bonds are recognized as a liability on the governmental fund financial statements when due.

CITY OF NORTH CANTON, OHIO

NOTES TO THE BASIC FINANCIAL STATEMENTS
FOR THE YEAR ENDED DECEMBER 31, 2015

NOTE 2 - SUMMARY OF SIGNIFICANT ACCOUNTING POLICIES - (Continued)

M. Fund Balance

Fund balance is divided into five classifications based primarily on the extent to which the City is bound to observe constraints imposed upon the use of the resources in the governmental funds. The classifications are as follows:

Nonspendable - The nonspendable fund balance classification includes amounts that cannot be spent because they are not in spendable form or legally required to be maintained intact. The “not in spendable form” criterion includes items that are not expected to be converted to cash. It also includes the long-term amount of loans receivable.

Restricted - Fund balance is reported as restricted when constraints are placed on the use of resources that are either externally imposed by creditors (such as through debt covenants), grantors, contributors, or laws or regulations of other governments, or imposed by law through constitutional provisions or enabling legislation.

Committed - The committed fund balance classification includes amounts that can be used only for the specific purposes imposed by a formal action (ordinance) of City Council (the highest level of decision making authority). Those committed amounts cannot be used for any other purpose unless City Council removes or changes the specified use by taking the same type of action (ordinance) it employed to previously commit those amounts. Committed fund balance also incorporates contractual obligations to the extent that existing resources in the fund have been specifically committed for use in satisfying those contractual requirements.

Assigned - Amounts in the assigned fund balance classification are intended to be used by the City for specific purposes but do not meet the criteria to be classified as restricted nor committed. In governmental funds other than the general fund, assigned fund balance represents the remaining amount that is not restricted or committed. In the general fund, assigned amounts represent intended uses established by policies (resolutions) of City Council, which includes giving the Finance Director the authority to constrain monies for intended purposes.

Unassigned - Unassigned fund balance is the residual classification for the general fund and includes all spendable amounts not contained in the other classifications. In other governmental funds, the unassigned classification is only used to report a deficit fund balance resulting from overspending for specific purposes for which amounts had been restricted, committed, or assigned.

The City applies restricted resources first when expenditures are incurred for purposes for which restricted and unrestricted (committed, assigned, and unassigned) fund balance is available. Similarly, within unrestricted fund balance, committed amounts are reduced first followed by assigned, and then unassigned amounts when expenditures are incurred for purposes for which amounts in any of the unrestricted fund balance classifications could be used.

CITY OF NORTH CANTON, OHIO

**NOTES TO THE BASIC FINANCIAL STATEMENTS
FOR THE YEAR ENDED DECEMBER 31, 2015**

NOTE 2 - SUMMARY OF SIGNIFICANT ACCOUNTING POLICIES - (Continued)

N. Net Position

Net position represents the difference between assets plus deferred outflows of resources and liabilities plus deferred inflows of resources. Net investment in capital assets consists of capital assets, net of accumulated depreciation, reduced by the outstanding balances of any borrowing used for the acquisition, construction or improvement of those assets. Deferred outflows of resources and deferred inflows of resources that are attributable to the acquisition, construction or improvement of those assets or related debt also should be included in this component of net position. Net position is reported as restricted when there are limitations imposed on their use either through the enabling legislation or through external restrictions imposed by creditors, grantors or laws or regulations of other governments. The government-wide Statement of Net Position reports \$2,807,250 of restricted net position, none of which is restricted by enabling legislation.

The City applies restricted resources first when an expense is incurred for purposes for which both restricted and unrestricted net position is available.

O. Operating Revenues and Expenses

Operating revenues are those revenues that are generated directly from the primary activity of the proprietary funds. For the City, these revenues are for water, sewer, garbage and recycling and self-insurance programs. Operating expenses are necessary costs incurred to provide the goods or services that are the primary activity of the funds. All revenues and expenses not meeting these definitions are reported as non-operating.

P. Contributions of Capital

Contributions of capital in governmental activities and proprietary fund financial statements arise from outside contributions of capital assets, tap-in fees to the extent they exceed the cost of the connection to the system, from grants or outside contributions of resources restricted to capital acquisition and construction, or from other funds within the City.

Q. Internal Activity

Transfers between governmental and business-type activities on the government-wide statements are reported in the same manner as general revenues. Internal allocations of overhead expenses from one function to another or within the same function are eliminated on the statement of activities. Interfund payments for services provided and used are not eliminated.

Exchange transactions between funds are reported as revenues in the seller funds and as expenditures/expenses in the purchaser funds. Flows of cash or goods from one fund to another without a requirement for repayment are reported as interfund transfers. Interfund transfers are reported as other financing sources/uses in governmental funds. Repayments from funds responsible for particular expenditures/expenses to the funds that initially paid for them are not presented on the financial statements.

R. Estimates

The preparation of the financial statements in conformity with generally accepted accounting principles requires management to make estimates and assumptions that affect the amounts reported in the financial statements and accompanying notes. Actual results may differ from those estimates.

CITY OF NORTH CANTON, OHIO

NOTES TO THE BASIC FINANCIAL STATEMENTS
FOR THE YEAR ENDED DECEMBER 31, 2015

NOTE 2 - SUMMARY OF SIGNIFICANT ACCOUNTING POLICIES - (Continued)

S. Unamortized Bond Premiums/Bond Issuance Costs

Bond premiums are deferred and amortized over the term of the bonds using the straight-line method, which approximates the effective interest method. Bond premiums are presented as an addition to the face amount of the bonds.

On the governmental fund financial statements, bond premiums are recognized in the current period. The reconciliation between the bonds face value and the amount reported on the Statement of Net Position is presented in Note 16.

Bond issuance costs are expensed when they occur.

T. Extraordinary and Special Items

Extraordinary items are transactions or events that are both unusual in nature and infrequent in occurrence. Special items are transactions or events that are within the control of the City Administration and that are either unusual in nature or infrequent in occurrence. Neither type of transaction occurred during 2015.

U. Pensions

For purposes of measuring the net pension liability, deferred outflows of resources and deferred inflows of resources related to pensions, and pension expense, information about the fiduciary net position of the pension plans and additions to/deductions from their fiduciary net position have been determined on the same basis as they are reported by the pension systems. For this purpose, benefit payments (including refunds of employee contributions) are recognized when due and payable in accordance with the benefit terms. The pension systems report investments at fair value.

NOTE 3 - ACCOUNTABILITY AND COMPLIANCE

Change in Accounting Principles/Restatement of Net Position

For 2015, the City implemented GASB Statement No. 68, "Accounting and Financial Reporting for Pensions - an Amendment of GASB Statement No. 27" and GASB Statement No. 71, "Pension Transition for Contributions Made Subsequent to the Measurement Date - an Amendment of GASB Statement No. 68".

GASB Statement No. 68 improves the accounting and financial reporting by state and local governments for pensions. It also improves information provided by state and local governmental employers about financial support for pensions that is provided by other entities. The implementation of GASB Statement No. 68 affected the City's pension plan disclosures, as presented in Note 12 to the financial statements, and added required supplementary information which is presented after the notes to the basic financial statements.

GASB Statement No. 71 improves the accounting and financial reporting by addressing an issue in GASB Statement No. 68, concerning transition provisions related to certain pension contributions made to defined benefit pension plans prior to implementation of that Statement by employers and nonemployer contributing entities.

CITY OF NORTH CANTON, OHIO

NOTES TO THE BASIC FINANCIAL STATEMENTS
FOR THE YEAR ENDED DECEMBER 31, 2015

NOTE 3 - ACCOUNTABILITY AND COMPLIANCE - (Continued)

A net position restatement is required in order to implement GASB Statement No 68 and 71. The governmental activities and business-type activities at January 1, 2015 have been restated as follows:

	Governmental Activities			
Net position as previously reported	\$ 47,138,556			
Net pension asset	4,708			
Deferred outflows - payments subsequent to measurement date	661,089			
Net pension liability	<u>(6,013,290)</u>			
Restated net position at January 1, 2015	<u>\$ 41,791,063</u>			
	Business-Type Activities	Water Fund	Sewer Fund	Garbage Fund
Net position as previously reported	\$ 35,911,298	\$ 25,171,401	\$ 10,292,136	\$ 197,856
Net pension asset	3,198	2,398	687	113
Deferred outflows - payments subsequent to measurement date	203,884	152,918	43,783	7,183
Net pension liability	<u>(1,511,083)</u>	<u>(1,133,351)</u>	<u>(324,496)</u>	<u>(53,236)</u>
Restated net position at January 1, 2015	<u>\$ 34,607,297</u>	<u>\$ 24,193,366</u>	<u>\$ 10,012,110</u>	<u>\$ 151,916</u>

Other than employer contributions subsequent to the measurement date, the City made no restatement for deferred inflows/outflows of resources as the information needed to generate these restatements was not available. The restatement had no effect on governmental fund balances.

NOTE 4 - DEPOSITS AND INVESTMENTS

Monies held by the City are classified by State Statute into three categories:

Active deposits are public deposits necessary to meet current demands on the treasury. Such monies must be maintained either as cash in the City Treasury, in commercial accounts payable or withdrawable on demand, including negotiable order of withdrawal (NOW) accounts, or in money market deposit accounts.

Inactive deposits are public deposits that Council has identified as not required for use within the current five year period of designation of depositories. Inactive deposits must be evidenced by certificates of deposit maturing not later than the end of the current period of designation of depositories, or by savings or deposit accounts including, but not limited to, passbook accounts.

Interim deposits are deposits in interim monies. Interim monies are those monies which are not needed for immediate use, but which will be needed before the end of the current period of designation of depositories. Interim deposits must be evidenced by time certificates of deposit maturing not more than one year from the date of deposit or by savings or deposit accounts including passbook accounts.

Interim monies may be deposited or invested in the following:

1. United States Treasury Notes, Bills, Bonds, or any other obligation or security issued by the United States Treasury or any other obligation guaranteed as to principal or interest by the United States;

CITY OF NORTH CANTON, OHIO

NOTES TO THE BASIC FINANCIAL STATEMENTS
FOR THE YEAR ENDED DECEMBER 31, 2015

NOTE 4 - DEPOSITS AND INVESTMENTS - (Continued)

2. Bonds, notes, debentures, or any other obligations or securities issued by any federal government agency or instrumentality, including, but not limited to, the Federal National Mortgage Association, Federal Home Loan Bank, Federal Farm Credit Bank, Federal Home Loan Mortgage Corporation, Government National Mortgage Association, and Student Loan Marketing Association. All federal agency securities shall be direct issuances of federal government agencies or instrumentalities;
3. Written repurchase agreements in the securities listed above provided that the market value of the securities subject to the repurchase agreement must exceed the principal value of the agreement by at least two percent and be marked to market daily, and that the term of the agreement must not exceed thirty days;
4. Bonds and other obligations of the State of Ohio;
5. No-load money market mutual funds consisting exclusively of obligations described in items (1) or (2) above and repurchase agreements secured by such obligations, provided that investments in securities described in this division are made only through eligible institutions;
6. The State Treasurer's investment pool (STAR Ohio);
7. High grade commercial paper for a period not to exceed 180 days in an amount not to exceed twenty-five percent of the City's interim monies available for investment; and,
8. Bankers acceptances for a period not to exceed 180 days and in an amount not to exceed twenty-five percent of the City's interim monies available for investment.

The City may also invest any monies not required to be used for a period of six months or more in the following:

1. Bonds of the State of Ohio;
2. Bonds of any municipal corporation, village, county, township, or other political subdivision of this State, as to which there is no default of principal, interest or coupons; and,
3. Obligations of the City.

Protection of the City's deposits is provided by the Federal Deposit Insurance Corporation (FDIC), by eligible securities pledged by the financial institution as security for repayment, by surety company bonds deposited with the treasurer by the financial institution, or by a single collateral pool established by the financial institution to secure the repayment of all public moneys deposited with the institution.

Investments in stripped principal or interest obligations, reverse repurchase agreements, and derivatives are prohibited. The issuance of taxable notes for the purpose of arbitrage, the use of leverage and short selling are also prohibited. An investment must mature within five years from the date of purchase unless matched to a specific obligation or debt of the City, and must be purchased with the expectation that it will be held to maturity. Investments may only be made through specified dealers and institutions. Payment for investments may be made only upon delivery of the securities representing the investments to the treasurer or qualified trustee or, if the securities are not represented by a certificate, upon receipt of confirmation of transfer from the custodian.

CITY OF NORTH CANTON, OHIO

NOTES TO THE BASIC FINANCIAL STATEMENTS
FOR THE YEAR ENDED DECEMBER 31, 2015

NOTE 4 - DEPOSITS AND INVESTMENTS - (Continued)

A. Cash in Segregated Accounts

At year end, the City had monies held outside of the City treasury. These depository accounts were established for the general trust fund (a nonmajor governmental fund), the law enforcement trust fund (a nonmajor governmental fund), Mayor’s Court fund (a nonmajor governmental fund) and for deposit and construction escrow (agency fund). These depository accounts are included in “deposits with financial institutions” below.

B. Deposits with Financial Institutions

At December 31, 2015, the carrying amount of all City deposits was \$11,260,944, exclusive of the \$7,680,000 repurchase agreement included in investments on the next page. Based on the criteria described in GASB Statement No. 40, “Deposits and Investment Risk Disclosures”, as of December 31, 2015, \$9,509,341 of the City’s bank balance of \$11,713,549 was exposed to custodial risk as discussed below, while \$2,204,208 was covered by the FDIC.

Custodial credit risk is the risk that, in the event of bank failure, the City’s deposits may not be returned. All deposits are collateralized with eligible securities in amounts equal to at least 105% of the carrying value of the deposits. Such collateral, as permitted by the Ohio Revised Code, is held in single financial institution collateral pools at Federal Reserve Banks, or at member banks of the federal reserve system, in the name of the respective depository bank and pledged as a pool of collateral against all of the public deposits it holds or as specific collateral held at the Federal Reserve Bank in the name of the City. The City has no deposit policy for custodial credit risk beyond the requirements of State statute. Although the securities were held by the pledging institutions’ trust department and all statutory requirements for the deposit of money had been followed, noncompliance with federal requirements could potentially subject the City to a successful claim by the FDIC.

C. Investments

As of December 31, 2015, the City had the following investments and maturities:

<u>Investment type</u>	<u>Fair Value</u>	<u>Investment Maturities</u>				
		<u>6 months or less</u>	<u>7 to 12 months</u>	<u>13 to 18 months</u>	<u>19 to 24 months</u>	<u>Greater than 24 months</u>
FNMA	\$ 3,556	\$ -	\$ -	\$ -	\$ -	\$ 3,556
FHLB	518,187	-	-	-	-	518,187
FHLMC	998,990	-	-	-	-	998,990
Negotiable CD's	3,192,222	-	451,522	-	998,835	1,741,865
City of Canal Fulton note	501,170	501,170	-	-	-	-
Union Township note	251,258	-	251,258	-	-	-
U.S. Government money market	40,648	40,648	-	-	-	-
Repurchase agreement	7,680,000	7,680,000	-	-	-	-
Total	<u>\$ 13,186,031</u>	<u>\$ 8,221,818</u>	<u>\$ 702,780</u>	<u>\$ -</u>	<u>\$ 998,835</u>	<u>\$ 3,262,598</u>

The weighted average of maturity of investments is 1.19 years.

Interest Rate Risk: As a means of limiting its exposure to fair value losses arising from rising interest rates and according to State law, the City’s investment policy limits investment portfolio maturities to five years or less.

CITY OF NORTH CANTON, OHIO

NOTES TO THE BASIC FINANCIAL STATEMENTS
FOR THE YEAR ENDED DECEMBER 31, 2015

NOTE 4 - DEPOSITS AND INVESTMENTS - (Continued)

Credit Risk: The City's investments in federal agency securities, were rated AA+ and Aaa by Standard & Poor's and Moody's Investor Services, respectively. The City's investment in the City of Canal Fulton's note and Union Township's notes were rated A2 and MIG 1, respectively, by Moody's. Standards & Poor's has assigned the U.S. Government money market an AAAM rating. The City limits its investments to those authorized by State statute.

Custodial Credit Risk: For an investment, custodial credit risk is the risk that, in the event of the failure of the counterparty, the City will not be able to recover the value of its investments or collateral securities that are in the possession of an outside party. The federal agency securities are exposed to custodial credit risk in that they are uninsured, unregistered and held by the counterparty's trust department or agent, but not in the City's name. Of the City's investment in repurchase agreements, the entire balance is collateralized by underlying securities that are held by the investment's counterparty, not in the name of the City. Ohio law requires the market value of the securities subject to repurchase agreements must exceed the principal value of securities subject to a repurchase agreement by 2%. The City has no investment policy dealing with investment custodial risk beyond the requirement in State statute that prohibits payment for investments prior to the delivery of the securities representing such investments to the Director of Finance or qualified trustee.

Concentration of Credit Risk: The City places no limit on the amount that may be invested in any one issuer. The following table includes the percentage of each investment type held by the City at December 31, 2015:

<u>Investment type</u>	<u>Fair Value</u>	<u>% of Total</u>
FNMA	\$ 3,556	0.01
FHLB	518,187	1.96
FHLMC	998,990	3.79
Negotiable CD's	3,192,222	12.10
City of Canal Fulton note	501,170	1.90
Union Township note	251,258	0.95
U.S. Government money market	40,648	0.15
Repurchase agreement	<u>7,680,000</u>	<u>29.12</u>
Total	<u>\$ 13,186,031</u>	<u>49.98</u>

D. Reconciliation of Cash and Investments to the Statement of Net Position

The following is a reconciliation of cash and investments as reported in the note above to cash and investments as reported on the Statement of Net Position as of December 31, 2015:

<u>Cash and investments per note</u>	
Carrying amount of deposits	\$ 11,260,944
Investments	<u>13,186,031</u>
Total	<u>\$ 24,446,975</u>

<u>Cash and investments per Statement of Net Position</u>	
Governmental activities	\$ 16,527,973
Business-type activities	7,824,692
Agency fund	<u>94,310</u>
Total	<u>\$ 24,446,975</u>

CITY OF NORTH CANTON, OHIO

**NOTES TO THE BASIC FINANCIAL STATEMENTS
FOR THE YEAR ENDED DECEMBER 31, 2015**

NOTE 5 - PROPERTY TAXES

Property taxes include amounts levied against all real and public utility property located in the City. Taxes collected from real property taxes (other than public utility) in one calendar year are levied in the preceding calendar year on the assessed value as of January 1 of that preceding year, the lien date. Assessed values are established by the County Auditor at 35 percent of appraised market value. All property is required to be revalued every six years. Real property taxes are payable annually or semi-annually. If paid annually, payment is due December 31; if paid semi-annually, the first payment is due December 31, with the remainder payable by June 20. Under certain circumstances, State statute permits later payment dates to be established.

Public utility real taxes collected in one calendar year are levied in the preceding calendar year on assessed values determined as of December 31 of the second year proceeding the tax collection year, the lien date. Public utility real property is assessed at 35 percent of true value. 2015 public utility property taxes became a lien December 31, 2014, are levied after October 1, 2015, and are collected in 2016 with real property taxes. Public utility property taxes are payable on the same dates as real property taxes described previously.

The County Treasurer collects property taxes on behalf of all taxing districts in the County, including the City of North Canton. The County Auditor periodically remits to the City its portion of the taxes collected. Property taxes receivable represents real property taxes, public utility taxes and outstanding delinquencies which are measurable as of December 31, 2015 and for which there is an enforceable legal claim. In the governmental funds, the current portion receivable has been offset by a deferred inflow of resources since the current taxes were not levied to finance 2015 operations and the collection of delinquent taxes has been offset by a deferred inflow of resources since the collection of the taxes during the available period is not subject to reasonable estimation. On a full accrual basis, collectible delinquent property taxes have been recorded as a receivable and revenue while on a modified accrual basis the revenue is deferred.

The full tax rate for all City operations for the year ended December 31, 2015 was \$7.40 per \$1,000 of assessed value. The assessed values of real and tangible personal property upon which 2015 property tax receipts were based are as follows:

Real property

Residential/agricultural	\$ 274,041,110
Commercial/industrial/mineral	76,738,380
Public utility	<u>8,417,570</u>
Total assessed value	<u>\$ 359,197,060</u>

NOTE 6 - RECEIVABLES

Receivables at December 31, 2015, consisted primarily of municipal income taxes, property and other taxes and intergovernmental receivables arising from grants, entitlements, and shared revenues, special assessments, accrued interest on investments and accounts (billings for utility service).

An allowance for doubtful accounts in the amount of \$50,738 has been recorded for accounts that are expected to be uncollectible. All receivables except for delinquent property taxes and special assessments are expected to be collected within one year. Property taxes, although ultimately collectible, include some portion of delinquencies that will not be collected within one year.

Special assessments expected to be collected in more than one year amount to \$63,092. At December 31, 2015, the amount of delinquent special assessments was \$7,154.

CITY OF NORTH CANTON, OHIO

NOTES TO THE BASIC FINANCIAL STATEMENTS
FOR THE YEAR ENDED DECEMBER 31, 2015

NOTE 6 - RECEIVABLES - (Continued)

A. Intergovernmental Receivable

A summary of intergovernmental receivables follows:

Governmental activities:

Local government	\$	162,007
Homestead and rollback		57,301
Street construction, maintenance and repair		352,793
Fire operating levy		11,363
Emergency medical services		56,811
Storm sewer levy		22,724
Street levy		<u>22,724</u>
Total governmental activities	\$	<u>685,723</u>

B. Municipal Income Taxes

The City levies a municipal income tax of 1.5 percent on all income earned within the City as well as on income of residents earned outside of the City. In the latter case, the City allows a credit of 100 percent on the income earned outside of the City and paid to another municipality. Employers within the City are required to withhold income tax on employee earnings and remit the tax to the City either on a monthly basis or quarterly basis, depending on the tax liability. Corporations and other individual taxpayers are required to pay their estimated tax at least quarterly and file a final return annually.

According to the City's Income Tax Ordinance, income tax revenues are to be allocated as follows: after paying all costs associated with the operation of the income tax department, the balance of the first 1.0 percent is to be allocated 30 percent to the capital improvement fund and 70 percent to the general fund. The remaining 0.5 percent shall be allocated for the payment of debt service on bonds outstanding, the capital improvement of waterworks and to the extent not so appropriated, for general municipal operations and capital improvements as determined by Council. Additional increases in the income tax rate would require voter approval.

NOTE 7 - RISK MANAGEMENT

The City is exposed to various risks of loss related to torts; theft of, damage to, and destruction of assets; errors and omissions; injuries to employees and natural disasters. During 2015, the City contracted with Public Entities Pool of Ohio for the following coverages:

Legal Liability	\$6,000,000
Automobile Liability	\$6,000,000
Law Enforcement Operations	\$6,000,000
Wrongful Acts	\$6,000,000
Property Coverage/Equipment Breakdown	\$47,422,182
Earthquake Coverage	\$1,000,000
Flood Coverage	\$1,000,000
Employee Dishonesty	\$100,000
Electronic Data Processing	\$50,000
Miscellaneous Property	\$725,253
Automobile Physical Damage	\$7,142,562

CITY OF NORTH CANTON, OHIO

NOTES TO THE BASIC FINANCIAL STATEMENTS
FOR THE YEAR ENDED DECEMBER 31, 2015

NOTE 7 - RISK MANAGEMENT - (Continued)

Settled claims have not exceeded this commercial coverage in any of the past three years. There has not been a significant reduction in coverage from the prior year.

The City pays the State Workers' Compensation System a premium based on a rate per \$100 of salaries. This rate is calculated based on accident history and administrative costs.

The City has elected to provide employee medical/surgical benefits through a self-insured program. The City maintains a self-insurance internal service fund to account for and finance its uninsured risks of loss in this program. This plan provides a medical/surgical plan with a \$100 single and \$200 family deductible for in-network providers and a \$500 single and \$1,000 family deductible for out-of-network providers. The City uses a third party administrator to review, process and pay all claims on behalf of the City.

The City purchases stop-loss coverage for claims in excess of \$50,000 per employee per year and an aggregate of \$1,000,000. The City pays into the self-insurance internal service fund \$1,254 for family coverage or \$482 for individual coverage per employee per month which represents the entire premium required. This premium is paid by the fund that pays the salary of the employee and is based on historical cost information.

The claims liability of \$154,990 reported in the internal service fund at December 31, 2015 is estimated by a third party administrator and is based on the requirements of Governmental Accounting Standards Board Statement No. 10, "Accounting and Financial Reporting for Risk Financing and Related Insurance Issues", as amended by GASB Statement No. 30, "Risk Financing Omnibus", which requires that a liability for unpaid claims costs, including estimates of costs relating to incurred but not reported claims, be reported. The estimate was not affected by incremental claim adjustment expenses and does not include other allocated or unallocated claim adjustment expenses. Changes in the fund's claims liability amounts in 2015 and 2014 are:

	Balance at Beginning of Year	Current Year Claims	Claims Payments	Balance at End of Year
2015	\$ 115,500	\$ 1,059,088	\$ (1,019,598)	\$ 154,990
2014	61,252	985,473	(931,225)	115,500

NOTE 8 - OPERATING LEASE

In July 2003, the City acquired the premises known as The Fairways (formerly Arrowhead Country Club) for \$4.2 million. This area, approximately 105 acres, includes a golf course, clubhouse and pool. The City intends to keep the property operating as a golf course. The property is insured by the operating tenant with certificate of insurance provided to the City which is provided protection as an additional insured on the liability section and loss payee on the property section.

In December 2003, the City entered into a triple-net lease agreement with a golf course operator effective January 1, 2004. A triple-net lease means the lessee is responsible for operations, insurance and taxes. The initial lease agreement was for five years with an option to extend. Upon the expiration of the original agreement, a new lease agreement was entered into in December 2008 with a golf course operator, R&S Golf Properties, Inc. The new lease agreement is for an initial term of three years with an option to extend it an additional three years. On December 12, 2011, the lease agreement was extended for another three years. In July 2014, the lease agreement was extended for another three years. The lessee is responsible for the complete operations of the golf course and clubhouse. The lessee is also required to make \$80,000 in capital improvements in each of the lease.

CITY OF NORTH CANTON, OHIO

NOTES TO THE BASIC FINANCIAL STATEMENTS
FOR THE YEAR ENDED DECEMBER 31, 2015

NOTE 8 - OPERATING LEASE - (Continued)

The assets involved in the lease are as follows:

	<u>Governmental Activities</u>
Asset:	
Land	\$ 1,780,214
Buildings	1,648,340
Land improvements	592,759
Equipment	<u>176,749</u>
Subtotal	4,198,062
Less: accumulated depreciation	<u>(1,111,244)</u>
Total	<u>\$ 3,086,818</u>

The future minimum lease payments under this non-cancelable lease as of December 31, 2015, are the following:

	<u>Minimum Commitment</u>
2016	\$ 100,000
2017	100,000

NOTE 9 - CONTRACTUAL COMMITMENTS

The City had the following contractual commitments outstanding at December 31, 2015:

<u>Vendor</u>	<u>Contract Amount</u>	<u>Amount Expended</u>	<u>Amount Outstanding</u>
Renosys Corporation	\$ 770,400	\$ (125,100)	\$ 645,300
RBS General Contracting	182,718	(164,939)	17,779
Vasco Sports Contractors	167,470	(126,450)	41,020
Northstar Asphalt Inc.	350,000	(117,279)	232,721
Superior Paving/Materials Inc.	789,477	(420,579)	368,898
CT Consultants Inc.	204,100	(136,425)	67,675
Easton Construction Inc.	440,000	(270,617)	169,383
Stark County Treasurer	<u>1,870,000</u>	<u>(1,418,823)</u>	<u>451,177</u>
Total Contractual Commitments	<u>\$ 4,774,165</u>	<u>\$ (2,780,212)</u>	<u>\$ 1,993,953</u>

NOTE 10 - OTHER COMMITMENTS

The City utilizes encumbrance accounting as part of its budgetary controls. Encumbrances outstanding at year end may be reported as part of restricted, committed, or assigned classifications of fund balance. At year end, the City's commitments for encumbrances in the governmental funds were as follows:

<u>Fund</u>	<u>Year End Encumbrances</u>
General fund	\$ 189,790
Emergency medical service levy fund	5,626
Capital improvement fund	993,541
Other governmental	<u>536,610</u>
Total	<u>\$ 1,725,567</u>

CITY OF NORTH CANTON, OHIO

NOTES TO THE BASIC FINANCIAL STATEMENTS
FOR THE YEAR ENDED DECEMBER 31, 2015

NOTE 11 - CAPITAL ASSETS

A. Governmental activities

Governmental capital asset activity for the year ended December 31, 2015, was as follows:

<u>Governmental activities:</u>	<u>Balance</u> <u>12/31/14</u>	<u>Additions</u>	<u>Deductions</u>	<u>Balance</u> <u>12/31/15</u>
<i>Capital assets, not being depreciated:</i>				
Land	\$ 5,117,189	\$ -	\$ -	\$ 5,117,189
Easements and rights-of-way	612,061	-	-	612,061
Construction in progress	<u>766,273</u>	<u>1,226,086</u>	<u>(788,308)</u>	<u>1,204,051</u>
Total capital assets, not being depreciated	<u>6,495,523</u>	<u>1,226,086</u>	<u>(788,308)</u>	<u>6,933,301</u>
<i>Capital assets, being depreciated:</i>				
Land improvements	1,126,559	353,886	-	1,480,445
Buildings	8,005,910	86,762	-	8,092,672
Equipment	7,474,868	441,944	(318,365)	7,598,447
Software	135,670	-	-	135,670
Infrastructure - streets subsystem	32,421,486	788,308	-	33,209,794
Infrastructure - storm sewers subsystem	10,011,271	-	-	10,011,271
Infrastructure - bridge subsystem	<u>203,000</u>	<u>-</u>	<u>-</u>	<u>203,000</u>
Total capital assets, being depreciated	<u>59,378,764</u>	<u>1,670,900</u>	<u>(318,365)</u>	<u>60,731,299</u>
<i>Less: accumulated depreciation:</i>				
Land improvements	(571,021)	(63,532)	-	(634,553)
Buildings	(5,076,817)	(190,608)	-	(5,267,425)
Equipment	(4,774,846)	(383,839)	287,724	(4,870,961)
Software	(57,413)	(21,274)	-	(78,687)
Infrastructure - streets subsystem	(17,225,762)	(1,223,384)	-	(18,449,146)
Infrastructure - storm sewers subsystem	(4,745,003)	(218,270)	-	(4,963,273)
Infrastructure - bridge subsystem	<u>(156,875)</u>	<u>(3,075)</u>	<u>-</u>	<u>(159,950)</u>
Total accumulated depreciation	<u>(32,607,737)</u>	<u>(2,103,982)</u>	<u>287,724</u>	<u>(34,423,995)</u>
Total capital assets, being depreciated, net	<u>26,771,027</u>	<u>(433,082)</u>	<u>(30,641)</u>	<u>26,307,304</u>
Governmental activities capital assets, net	<u>\$ 33,266,550</u>	<u>\$ 793,004</u>	<u>\$ (818,949)</u>	<u>\$ 33,240,605</u>

Depreciation expense was charged to governmental activities as follows:

General government	\$ 136,960
Police	81,275
Fire	104,271
Public health and welfare	89,719
Transportation	1,333,892
Leisure time activities	139,201
Basic utility services	<u>218,664</u>
Total depreciation expense - governmental activities	<u>\$ 2,103,982</u>

CITY OF NORTH CANTON, OHIO

NOTES TO THE BASIC FINANCIAL STATEMENTS
FOR THE YEAR ENDED DECEMBER 31, 2015

NOTE 11 - CAPITAL ASSETS - (Continued)

B. Business-type activities

Business-type activities capital asset activity for 2015 is as follows.

<u>Business-type activities:</u>	<u>Balance</u> <u>12/31/14</u>	<u>Additions</u>	<u>Deductions</u>	<u>Balance</u> <u>12/31/15</u>
<i>Capital assets, not being depreciated:</i>				
Land	\$ 1,023,702	\$ -	\$ -	\$ 1,023,702
Construction in progress	<u>228,313</u>	<u>1,032,259</u>	<u>-</u>	<u>1,260,572</u>
Total capital assets, not being depreciated	<u>1,252,015</u>	<u>1,032,259</u>	<u>-</u>	<u>2,284,274</u>
<i>Capital assets, being depreciated:</i>				
Land improvements	590,077	-	-	590,077
Buildings	17,422,399	-	-	17,422,399
Equipment	6,383,282	567,590	(97,235)	6,853,637
Software	5,124	-	-	5,124
Infrastructure - water lines	33,236,494	1,187,947	-	34,424,441
Infrastructure - sewer lines	13,877,039	-	-	13,877,039
Sewer rights	<u>3,578,153</u>	<u>-</u>	<u>-</u>	<u>3,578,153</u>
Total capital assets, being depreciated	<u>75,092,568</u>	<u>1,755,537</u>	<u>(97,235)</u>	<u>76,750,870</u>
<i>Less: accumulated depreciation:</i>				
Land improvements	(219,039)	(21,001)	-	(240,040)
Buildings	(8,115,419)	(412,387)	-	(8,527,806)
Equipment	(4,331,359)	(354,206)	97,235	(4,588,330)
Software	(5,124)	-	-	(5,124)
Infrastructure - water lines	(12,363,305)	(840,450)	-	(13,203,755)
Infrastructure - sewer lines	(7,731,556)	(272,494)	-	(8,004,050)
Sewer rights	<u>(2,430,811)</u>	<u>(89,454)</u>	<u>-</u>	<u>(2,520,265)</u>
Total accumulated depreciation	<u>(35,196,613)</u>	<u>(1,989,992)</u>	<u>97,235</u>	<u>(37,089,370)</u>
Total capital assets, being depreciated, net	<u>39,895,955</u>	<u>(234,455)</u>	<u>-</u>	<u>39,661,500</u>
Business-type activities capital assets, net	<u>\$ 41,147,970</u>	<u>\$ 797,804</u>	<u>\$ -</u>	<u>\$ 41,945,774</u>

Depreciation expense was charged to the business-type activities as follows:

Water	\$ 1,583,628
Sewer	<u>406,364</u>
Total depreciation expense - business-type activities:	<u>\$ 1,989,992</u>

CITY OF NORTH CANTON, OHIO

NOTES TO THE BASIC FINANCIAL STATEMENTS
FOR THE YEAR ENDED DECEMBER 31, 2015

NOTE 12 - DEFINED BENEFIT PENSION PLANS

Net Pension Liability/Asset

The net pension liability/asset reported on the statement of net position represents a liability or asset to employees for pensions. Pensions are a component of exchange transactions—between an employer and its employees—of salaries and benefits for employee services. Pensions are provided to an employee—on a deferred-payment basis—as part of the total compensation package offered by an employer for employee services each financial period. The obligation to sacrifice resources for pensions is a present obligation because it was created as a result of employment exchanges that already have occurred.

The net pension liability/asset represents the City's proportionate share of each pension plan's collective actuarial present value of projected benefit payments attributable to past periods of service, net of each pension plan's fiduciary net position. The net pension liability/asset calculation is dependent on critical long-term variables, including estimated average life expectancies, earnings on investments, cost of living adjustments and others. While these estimates use the best information available, unknowable future events require adjusting this estimate annually.

The Ohio Revised Code limits the City's obligation for this liability to annually required payments. The City cannot control benefit terms or the manner in which pensions are financed; however, the City does receive the benefit of employees' services in exchange for compensation including pension.

GASB 68 assumes any net pension liability is solely the obligation of the employer, because (1) they benefit from employee services; and (2) State statute requires all funding to come from these employers. All contributions to date have come solely from these employers (which also includes costs paid in the form of withholdings from employees). State statute requires the pension plans to amortize unfunded liabilities within 30 years. If the amortization period exceeds 30 years, each pension plan's board must propose corrective action to the State legislature. Any resulting legislative change to benefits or funding could significantly affect the net pension liability. Resulting adjustments to the net pension liability would be effective when the changes are legally enforceable.

The proportionate share of each plan's unfunded benefits or overfunded benefits is presented as a long-term *net pension liability* or *net pension asset*, respectively, on the accrual basis of accounting. Any liability for the contractually-required pension contribution outstanding at the end of the year is included in *intergovernmental payable* on both the accrual and modified accrual bases of accounting.

Plan Description – Ohio Public Employees Retirement System (OPERS)

Plan Description - City employees, other than full-time police and firefighters, participate in the Ohio Public Employees Retirement System (OPERS). OPERS administers three separate pension plans. The Traditional Pension Plan is a cost-sharing, multiple-employer defined benefit pension plan. The Member-Directed Plan is a defined contribution plan and the Combined Plan is a cost-sharing, multiple-employer defined benefit pension plan with defined contribution features. While members (e.g. City employees) may elect the Member-Directed Plan and the Combined Plan, substantially all employee members are in OPERS' Traditional Pension Plan.

OPERS provides retirement, disability, survivor and death benefits, and annual cost of living adjustments to members of the Traditional Pension Plan. Authority to establish and amend benefits is provided by Chapter 145 of the Ohio Revised Code. OPERS issues a stand-alone financial report that includes financial statements, required supplementary information and detailed information about OPERS' fiduciary net position that may be obtained by visiting <https://www.opers.org/financial/reports.shtml>, by writing to the Ohio Public Employees Retirement System, 277 East Town Street, Columbus, Ohio 43215-4642, or by calling 800-222-7377.

CITY OF NORTH CANTON, OHIO

NOTES TO THE BASIC FINANCIAL STATEMENTS
FOR THE YEAR ENDED DECEMBER 31, 2015

NOTE 12 - DEFINED BENEFIT PENSION PLANS - (Continued)

Senate Bill (SB) 343 was enacted into law with an effective date of January 7, 2013. In the legislation, members were categorized into three groups with varying provisions of the law applicable to each group. The following table provides age and service requirements for retirement and the retirement formula applied to final average salary (FAS) for the three member groups under the Traditional Pension Plan as per the reduced benefits adopted by SB 343 (see OPERS CAFR referenced above for additional information):

Group A Eligible to retire prior to January 7, 2013 or five years after January 7, 2013	Group B 20 years of service credit prior to January 7, 2013 or eligible to retire ten years after January 7, 2013	Group C Members not in other Groups and members hired on or after January 7, 2013
State and Local	State and Local	State and Local
Age and Service Requirements: Age 60 with 60 months of service credit or Age 55 with 25 years of service credit	Age and Service Requirements: Age 60 with 60 months of service credit or Age 55 with 25 years of service credit	Age and Service Requirements: Age 57 with 25 years of service credit or Age 62 with 5 years of service credit
Formula: 2.2% of FAS multiplied by years of service for the first 30 years and 2.5% for service years in excess of 30	Formula: 2.2% of FAS multiplied by years of service for the first 30 years and 2.5% for service years in excess of 30	Formula: 2.2% of FAS multiplied by years of service for the first 35 years and 2.5% for service years in excess of 35

Final average Salary (FAS) represents the average of the three highest years of earnings over a member's career for Groups A and B. Group C is based on the average of the five highest years of earnings over a member's career.

Members who retire before meeting the age and years of service credit requirement for unreduced benefits receive a percentage reduction in the benefit amount.

When a benefit recipient has received benefits for 12 months, an annual cost of living adjustment (COLA) is provided. This COLA is calculated on the base retirement benefit at the date of retirement and is not compounded. For those retiring prior to January 7, 2013, the COLA will continue to be a 3 percent simple annual COLA. For those retiring subsequent to January 7, 2013, beginning in calendar year 2019, the COLA will be based on the average percentage increase in the Consumer Price Index, capped at 3 percent.

Benefits in the Combined Plan consist of both an age-and-service formula benefit (defined benefit) and a defined contribution element. The defined benefit element is calculated on the basis of age, FAS, and years of service. Eligibility regarding age and years of service in the Combined Plan is the same as the Traditional Pension Plan. The benefit formula for the defined benefit component of the plan for State and Local members in transition Groups A and B applies a factor of 1.0% to the member's FAS for the first 30 years of service. A factor of 1.25% is applied to years of service in excess of 30. The benefit formula for transition Group C applies a factor of 1.0% to the member's FAS and the first 35 years of service and a factor of 1.25% is applied to years in excess of 35. Persons retiring before age 65 with less than 30 years of service credit receive a percentage reduction in benefit. The defined contribution portion of the benefit is based on accumulated member contributions plus or minus any investment gains or losses on those contributions. Members retiring under the Combined Plan receive a 3% COLA adjustment on the defined benefit portion of their benefit.

CITY OF NORTH CANTON, OHIO

NOTES TO THE BASIC FINANCIAL STATEMENTS
FOR THE YEAR ENDED DECEMBER 31, 2015

NOTE 12 - DEFINED BENEFIT PENSION PLANS - (Continued)

Defined contribution plan benefits are established in the plan documents, which may be amended by the OPERS’s Board of Trustees. Member-Directed Plan and Combined Plan members who have met the retirement eligibility requirements may apply for retirement benefits. The amount available for defined contribution benefits in the Combined Plan consists of the member’s contributions plus or minus the investment gains or losses resulting from the member’s investment selections. The amount available for defined contribution benefits in the Member-Directed Plan consists of the members’ contributions, vested employer contributions and investment gains or losses resulting from the members’ investment selections. Employer contributions and associated investment earnings vest over a five-year period, at a rate of 20% each year. For additional information, see the Plan Statement in the OPERS CAFR.

Funding Policy - The Ohio Revised Code (ORC) provides statutory authority for member and employer contributions as follows:

	State and Local
2015 Statutory Maximum Contribution Rates	
Employer	14.0 %
Employee	10.0 %
 2015 Actual Contribution Rates	
Employer:	
Pension	12.0 %
Post-employment Health Care Benefits	2.0 %
Total Employer	14.0 %
Employee	10.0 %

Employer contribution rates are actuarially determined and are expressed as a percentage of covered payroll.

The City’s contractually required contribution for both the Traditional Pension Plan and the Combined Plan was \$466,704 for 2015. Of this amount, \$50,175 is reported as intergovernmental payable.

Plan Description – Ohio Police & Fire Pension Fund (OP&F)

Plan Description - City full-time police and firefighters participate in Ohio Police and Fire Pension Fund (OP&F), a cost-sharing, multiple-employer defined benefit pension plan administered by OP&F. OP&F provides retirement and disability pension benefits, annual cost-of-living adjustments, and death benefits to plan members and beneficiaries. Benefit provisions are established by the Ohio State Legislature and are codified in Chapter 742 of the Ohio Revised Code. OP&F issues a publicly available financial report that includes financial information and required supplementary information and detailed information about OP&F fiduciary net position. The report that may be obtained by visiting the OPF website at www.op-f.org or by writing to the Ohio Police and Fire Pension Fund, 140 East Town Street, Columbus, Ohio 43215-5164.

CITY OF NORTH CANTON, OHIO

NOTES TO THE BASIC FINANCIAL STATEMENTS
FOR THE YEAR ENDED DECEMBER 31, 2015

NOTE 12 - DEFINED BENEFIT PENSION PLANS - (Continued)

Upon attaining a qualifying age with sufficient years of service, a member of OP&F may retire and receive a lifetime monthly pension. OP&F offers four types of service retirement: normal, service commuted, age/service commuted and actuarially reduced. Each type has different eligibility guidelines and is calculated using the member's average annual salary. The following discussion of the pension formula relates to normal service retirement.

For members hired after July 1, 2013, the minimum retirement age is 52 for normal service retirement with at least 25 years of service credit. For members hired on or before after July 1, 2013, the minimum retirement age is 48 for normal service retirement with at least 25 years of service credit.

The annual pension benefit for normal service retirement is equal to a percentage of the allowable average annual salary. The percentage equals 2.5 percent for each of the first 20 years of service credit, 2.0 percent for each of the next five years of service credit and 1.5 percent for each year of service credit in excess of 25 years. The maximum pension of 72 percent of the allowable average annual salary is paid after 33 years of service credit.

Under normal service retirement, retired members who are at least 55 years old and have been receiving OPF benefits for at least one year may be eligible for a cost-of-living allowance adjustment. The age 55 provision for receiving a COLA does not apply to those who are receiving a permanent and total disability benefit and statutory survivors.

Members retiring under normal service retirement, with less than 15 years of service credit on July 1, 2013, will receive a COLA equal to either three percent or the percent increase, if any, in the consumer price index (CPI) over the 12-month period ending on September 30 of the immediately preceding year, whichever is less. The COLA amount for members with at least 15 years of service credit as of July 1, 2013 is equal to three percent of their base pension or disability benefit.

Funding Policy - The Ohio Revised Code (ORC) provides statutory authority for member and employer contributions as follows:

	<u>Police</u>	<u>Firefighters</u>
2015 Statutory Maximum Contribution Rates		
Employer	19.50 %	24.00 %
Employee:		
January 1, 2015 through July 1, 2015	11.50 %	11.50 %
July 2, 2015 through December 31, 2015	12.25 %	12.25 %
2015 Actual Contribution Rates		
Employer:		
Pension	19.00 %	23.50 %
Post-employment Health Care Benefits	<u>0.50 %</u>	<u>0.50 %</u>
Total Employer	<u>19.50 %</u>	<u>24.00 %</u>
Employee:		
January 1, 2015 through July 1, 2015	11.50 %	11.50 %
July 2, 2015 through December 31, 2015	12.25 %	12.25 %

Employer contribution rates are expressed as a percentage of covered payroll. The City's contractually required contribution to OP&F was \$364,168 for 2015. Of this amount \$36,699 is reported as intergovernmental payable.

CITY OF NORTH CANTON, OHIO

NOTES TO THE BASIC FINANCIAL STATEMENTS
FOR THE YEAR ENDED DECEMBER 31, 2015

NOTE 12 - DEFINED BENEFIT PENSION PLANS - (Continued)

Pension Liabilities/Assets, Pension Expense, and Deferred Outflows of Resources and Deferred Inflows of Resources Related to Pensions

The net pension liability and net pension asset for the OPERS Traditional Pension Plan and Combined Plan, respectively, were measured as of December 31, 2014, and the total pension liability or asset used to calculate the net pension liability or asset was determined by an actuarial valuation as of that date. OP&F's total pension liability was measured as of December 31, 2014, and was determined by rolling forward the total pension liability as of January 1, 2014, to December 31, 2014. The City's proportion of the net pension liability or asset was based on the City's share of contributions to the pension plan relative to the contributions of all participating entities. Following is information related to the proportionate share and pension expense:

	<u>OPERS</u>	<u>OP&F</u>	<u>Total</u>
Proportionate share of the net pension liability	\$ 3,822,289	\$ 4,029,634	\$ 7,851,923
Proportionate share of the net pension asset	29,010	-	29,010
Proportion of the net pension liability	0.031691%	0.0777859%	
Proportion of the net pension asset	0.075345%		
Pension expense	\$ 436,360	\$ 400,145	\$ 836,505

At December 31, 2015, the City reported deferred outflows of resources and deferred inflows of resources related to pensions from the following sources:

	<u>OPERS</u>	<u>OP&F</u>	<u>Total</u>
Deferred outflows of resources			
Net difference between projected and actual earnings on pension plan investments	\$ 205,717	\$ 173,673	\$ 379,390
Difference between employer contributions and proportionate share of contributions	3,229	28,295	31,524
City contributions subsequent to the measurement date	<u>466,704</u>	<u>364,168</u>	<u>830,872</u>
Total deferred outflows of resources	<u>\$ 675,650</u>	<u>\$ 566,136</u>	<u>\$ 1,241,786</u>
Deferred inflows of resources			
Differences between expected and actual experience	<u>\$ 76,001</u>	<u>\$ -</u>	<u>\$ 76,001</u>
Total deferred inflows of resources	<u>\$ 76,001</u>	<u>\$ -</u>	<u>\$ 76,001</u>

\$830,872 reported as deferred outflows of resources related to pension resulting from City contributions subsequent to the measurement date will be recognized as a reduction of the net pension liability/asset in the year ending December 31, 2016.

CITY OF NORTH CANTON, OHIO

NOTES TO THE BASIC FINANCIAL STATEMENTS
FOR THE YEAR ENDED DECEMBER 31, 2015

NOTE 12 - DEFINED BENEFIT PENSION PLANS - (Continued)

Other amounts reported as deferred outflows of resources and deferred inflows of resources related to pension will be recognized in pension expense as follows:

Year Ending December 31:	<u>OPERS</u>	<u>OP&F</u>	<u>Total</u>
2016	\$ 20,884	\$ 50,492	\$ 71,376
2017	20,884	50,492	71,376
2018	45,442	50,492	95,934
2019	50,376	50,492	100,868
2020	(1,053)	-	(1,053)
Thereafter	(3,588)	-	(3,588)
Total	<u>\$ 132,945</u>	<u>\$ 201,968</u>	<u>\$ 334,913</u>

Actuarial Assumptions - OPERS

Actuarial valuations of an ongoing plan involve estimates of the values of reported amounts and assumptions about the probability of occurrence of events far into the future. Examples include assumptions about future employment, mortality, and cost trends. Actuarially determined amounts are subject to continual review or modification as actual results are compared with past expectations and new estimates are made about the future.

Projections of benefits for financial reporting purposes are based on the substantive plan (the plan as understood by the employers and plan members) and include the types of benefits provided at the time of each valuation. The total pension liability/asset in the December 31, 2014, actuarial valuation was determined using the following actuarial assumptions, applied to all periods included in the measurement:

Wage inflation	3.75 percent
Future salary increases, including inflation	4.25 to 10.05 percent including wage inflation
COLA or ad hoc COLA	3 percent, simple
Investment rate of return	8 percent
Actuarial cost method	Individual entry age

Mortality rates were based on the RP-2000 Mortality Table projected 20 years using Projection Scale AA. For males, 105 percent of the combined healthy male mortality rates were used. For females, 100 percent of the combined healthy female mortality rates were used. The mortality rates used in evaluating disability allowances were based on the RP-2000 mortality table with no projections. For males 120 percent of the disabled female mortality rates were used set forward two years. For females, 100 percent of the disabled female mortality rates were used.

The most recent experience study was completed for the five year period ended December 31, 2010.

The long-term rate of return on defined benefit investment assets was determined using a building-block method in which best-estimate ranges of expected future real rates of return are developed for each major asset class. These ranges are combined to produce the long-term expected real rate of return by weighting the expected future real rates of return by the target asset allocation percentage, adjusted for inflation.

CITY OF NORTH CANTON, OHIO

NOTES TO THE BASIC FINANCIAL STATEMENTS
FOR THE YEAR ENDED DECEMBER 31, 2015

NOTE 12 - DEFINED BENEFIT PENSION PLANS - (Continued)

OPERS manages investments in four investment portfolios: the Defined Benefits portfolio, the Health Care portfolio, the 115 Health Care Trust portfolio and the Defined Contribution portfolio. The Defined Benefit portfolio includes the investment assets of the Traditional Pension Plan, the defined benefit component of the Combined Plan, the annuitized accounts of the Member-Directed Plan and the VEBA Trust. Within the Defined Benefit portfolio, contributions into the plans are all recorded at the same time, and benefit payments all occur on the first of the month. Accordingly, the money-weighted rate of return is considered to be the same for all plans within the portfolio. The money weighted rate of return, net of investments expense, for the Defined Benefit portfolio is 6.95 percent for 2014.

The allocation of investment assets with the Defined Benefit portfolio is approved by the OPERS Board of Trustees as outlined in the annual investment plan. Plan assets are managed on a total return basis with a long-term objective of achieving and maintaining a fully funded status for the benefits provided through the defined benefit pension plans. The table below displays the Board-approved asset allocation policy for 2014 and the long-term expected real rates of return:

Asset Class	Target Allocation	Weighted Average Long-Term Expected Real Rate of Return (Arithmetic)
Fixed income	23.00 %	2.31 %
Domestic equities	19.90	5.84
Real estate	10.00	4.25
Private equity	10.00	9.25
International equities	19.10	7.40
Other investments	18.00	4.59
Total	100.00 %	5.28 %

Discount Rate - The discount rate used to measure the total pension liability/asset was 8 percent for both the Traditional Pension Plan and the Combined Plan. The projection of cash flows used to determine the discount rate assumed that contributions from plan members and those of the contributing employers are made at the statutorily required rates. Based on those assumptions, the pension plan's fiduciary net position was projected to be available to make all projected future benefits payments of current plan members. Therefore, the long-term expected rate of return on pension plan investments was applied to all periods of projected benefit payments to determine the total pension liability.

Sensitivity of the City's Proportionate Share of the Net Pension Liability to Changes in the Discount Rate - The following table presents the City's proportionate share of the net pension liability/asset calculated using the current period discount rate assumption of 8 percent, as well as what the City's proportionate share of the net pension liability/asset would be if it were calculated using a discount rate that is one-percentage-point lower (7 percent) or one-percentage-point higher (9 percent) than the current rate:

	1% Decrease (7.00%)	Current Discount Rate (8.00%)	1% Increase (9.00%)
City's proportionate share of the net pension liability (asset):			
Traditional Pension Plan	\$ 7,031,916	\$ 3,822,289	\$ 1,119,009
Combined Plan	\$ 3,767	\$ (29,010)	\$ (55,002)

CITY OF NORTH CANTON, OHIO

NOTES TO THE BASIC FINANCIAL STATEMENTS
FOR THE YEAR ENDED DECEMBER 31, 2015

NOTE 12 - DEFINED BENEFIT PENSION PLANS - (Continued)

Actuarial Assumptions – OP&F

OP&F's total pension liability as of December 31, 2014 is based on the results of an actuarial valuation date of January 1, 2014, and rolled-forward using generally accepted actuarial procedures. The total pension liability is determined by OP&F's actuaries in accordance with GASB Statement No. 67, as part of their annual valuation. Actuarial valuations of an ongoing plan involve estimates of reported amounts and assumptions about probability of occurrence of events far into the future. Examples include assumptions about future employment mortality, salary increases, disabilities, retirements and employment terminations. Actuarially determined amounts are subject to continual review and potential modifications, as actual results are compared with past expectations and new estimates are made about the future.

Key methods and assumptions used in calculating the total pension liability in the latest actuarial valuation, prepared as of January 1, 2014, are presented below:

Valuation date	January 1, 2014
Actuarial cost method	Entry age normal
Investment rate of return	8.25 percent
Projected salary increases	4.25 percent to 11 percent
Payroll increases	3.75 percent
Inflation assumptions	3.25 percent
Cost of living adjustments	2.60 percent and 3.00 percent

Rates of death are based on the RP2000 Combined Table, age-adjusted as follows. For active members, set back six years. For disability retirements, set forward five years for police and three years for firefighters. For service retirements, set back zero years for police and two years for firefighters. For beneficiaries, set back zero years. The rates are applied on a fully generational basis, with a base year of 2009, using mortality improvement Scale AA.

The most recent experience study was completed January 1, 2012.

The long-term expected rate of return on pension plan investments was determined using a building-block approach and assumes a time horizon, as defined in the Statement of Investment Policy. A forecasted rate of inflation serves as the baseline for the return expectation. Various real return premiums over the baseline inflation rate have been established for each asset class. The long-term expected nominal rate of return has been determined by calculating a weighted averaged of the expected real return premiums for each asset class, adding the projected inflation rate and adding the expected return from rebalancing uncorrelated asset classes.

CITY OF NORTH CANTON, OHIO

NOTES TO THE BASIC FINANCIAL STATEMENTS
FOR THE YEAR ENDED DECEMBER 31, 2015

NOTE 12 - DEFINED BENEFIT PENSION PLANS - (Continued)

Best estimates of the long-term expected geometric real rates of return for each major asset class included in OPF's target asset allocation as of December 31, 2014 are summarized below:

<u>Asset Class</u>	<u>Target Allocation</u>	<u>Long Term Expected Real Rate of Return</u>
Cash and Cash Equivalents	- %	(0.25) %
Domestic Equity	16.00	4.47
Non-US Equity	16.00	4.47
Core Fixed Income *	20.00	1.62
Global Inflation Protected *	20.00	1.33
High Yield	15.00	3.39
Real Estate	12.00	3.93
Private Markets	8.00	6.98
Timber	5.00	4.92
Master Limited Partnerships	8.00	7.03
Total	<u>120.00 %</u>	

* levered 2x

OPF's Board of Trustees has incorporated the "risk parity" concept into OP&F's asset liability valuation with the goal of reducing equity risk exposure, which reduces overall Total Portfolio risk without sacrificing return, and creating a more risk-balanced portfolio based on their relationship between asset classes and economic environments. From the notional portfolio perspective above, the Total Portfolio may be levered up to 1.2 times due to the application of leverage in certain fixed income asset classes.

Discount Rate - The total pension liability was calculated using the discount rate of 8.25 percent. The projection of cash flows used to determine the discount rate assumed the contributions from employers and from the members would be computed based on contribution requirements as stipulated by State statute. Projected inflows from investment earning were calculated using the longer-term assumed investment rate of return 8.25 percent. Based on those assumptions, the plan's fiduciary net position was projected to be available to make all future benefit payments of current plan members. Therefore, a long-term expected rate of return on pension plan investments was applied to all periods of projected benefits to determine the total pension liability.

Sensitivity of the City's Proportionate Share of the Net Pension Liability to Changes in the Discount Rate - Net pension liability is sensitive to changes in the discount rate, and to illustrate the potential impact the following table presents the net pension liability calculated using the discount rate of 8.25 percent, as well as what the net pension liability would be if it were calculated using a discount rate that is one percentage point lower (7.25 percent), or one percentage point higher (9.25 percent) than the current rate.

	1% Decrease (7.25%)	Current Discount Rate (8.25%)	1% Increase (9.25%)
City's proportionate share of the net pension liability	\$ 5,573,593	\$ 4,029,634	\$ 2,722,370

CITY OF NORTH CANTON, OHIO

NOTES TO THE BASIC FINANCIAL STATEMENTS
FOR THE YEAR ENDED DECEMBER 31, 2015

NOTE 13 - POSTRETIREMENT BENEFIT PLANS

A. Ohio Public Employees Retirement System

Plan Description - OPERS maintains a cost-sharing multiple employer defined benefit post-employment healthcare plan, which includes a medical plan, prescription drug program and Medicare Part B premium reimbursement, to qualifying members of both the Traditional Pension Plan and the Combined Plan. Members of the Member-Directed Plan do not qualify for ancillary benefits, including post-employment health care coverage.

To qualify for post-employment health care coverage, age-and-service retirees under the Traditional Pension and Combined Plans must have ten years or more of qualifying Ohio service credit. The Ohio Revised Code permits, but does not mandate, OPERS to provide OPEB benefits to its eligible members and beneficiaries. Authority to establish and amend benefits is provided in Chapter 145 of the Ohio Revised Code.

Disclosures for the healthcare plan are presented separately in the OPERS financial report which may be obtained by visiting <https://www.opers.org/financial/reports.shtml>, writing to OPERS, 277 East Town Street, Columbus, OH 43215-4642 or by calling (800) 222-7377.

Funding Policy - The post-employment healthcare plan was established under, and is administered in accordance with, Internal Revenue Code Section 401(h). State statute requires that public employers fund post-employment healthcare through contributions to OPERS. A portion of each employer's contribution to the Traditional or Combined Plans is set aside for the funding of post-employment health care.

Employer contribution rates are expressed as a percentage of the covered payroll of active employees. In 2015, local government employers contributed 14.00% of covered payroll. Each year the OPERS' Retirement Board determines the portion of the employer contribution rate that will be set aside for the funding of the postemployment health care benefits. The portion of employer contributions allocated to fund post-employment healthcare for members in the Traditional Plan and Combined Plan for 2015 was 2.00%.

The OPERS Retirement Board is also authorized to establish rules for the payment of a portion of the health care benefits provided, by the retiree or their surviving beneficiaries. Payment amounts vary depending on the number of covered dependents and the coverage selected. Active members do not make contributions to the post-employment healthcare plan.

The City's contributions allocated to fund post-employment health care benefits for the years ended December 31, 2015, 2014, and 2013 were \$77,784, \$82,759, and \$41,532, respectively; 90.78% has been contributed for 2015 and 100% has been contributed for 2014 and 2013. The remaining 2015 post-employment health care benefits liability has been reported as intergovernmental payable on the basic financial statements.

Changes to the health care plan were adopted by the OPERS Board of Trustees on September 19, 2012, with a transition plan commencing January 1, 2014. With the recent passage of pension legislation under State Bill 343 and the approved health care changes, OPERS expects to be able to consistently allocate 4.00% of the employer contributions toward the health care fund after the end of the transition period.

CITY OF NORTH CANTON, OHIO

NOTES TO THE BASIC FINANCIAL STATEMENTS
FOR THE YEAR ENDED DECEMBER 31, 2015

NOTE 13 - POSTRETIREMENT BENEFIT PLANS - (Continued)

B. Ohio Police and Fire Pension Fund

Plan Description - The City contributes to the OP&F Pension Fund sponsored health care program, a cost-sharing multiple-employer defined postemployment health care plan administered by OP&F. OP&F provides healthcare benefits including coverage for medical, prescription drugs, dental, vision, Medicare Part B Premium and long term care to retirees, qualifying benefit recipients and their eligible dependents.

OP&F provides access to post-employment health care coverage to any person who receives or is eligible to receive a monthly service, disability or survivor benefit check or is a spouse or eligible dependent child of such person.

The Ohio Revised Code allows, but does not mandate OP&F to provide OPEB benefits. Authority for the OP&F Board of Trustees to provide health care coverage to eligible participants and to establish and amend benefits is codified in Chapter 742 of the Ohio Revised Code.

OP&F issues a publicly available financial report that includes financial statements and required supplementary information for the plan. That report may be obtained by writing to the OPF, 140 East Town Street, Columbus, Ohio 43215-5164 or by visiting the website at www.op-f.org.

Funding Policy - The Ohio Revised Code provides for contribution requirements of the participating employers and of plan members to the OP&F (defined benefit pension plan). Participating employers are required to contribute to the pension plan at rates expressed as percentages of the payroll of active pension plan members, currently, 19.50% and 24.00% of covered payroll for police and fire employers, respectively. The Ohio Revised Code states that the employer contribution may not exceed 19.50% of covered payroll for police employer units and 24.00% of covered payroll for fire employer units. Active members do not make contributions to the OPEB Plan.

OP&F maintains funds for health care in two separate accounts, one account is for health care benefits under an Internal Revenue Code Section 115 trust and the other account is for Medicare Part B reimbursements administered as an Internal Revenue Code Section 401(h) account, both of which are within the defined benefit pension plan, under the authority granted by the Ohio Revised Code to the OP&F Board of Trustees.

The Board of Trustees is authorized to allocate a portion of the total employer contributions made into the pension plan into the Section 115 trust and the Section 401(h) account as the employer contribution for retiree health care benefits. For 2015, the portion of employer contributions allocated to health care was 0.50% of covered payroll. The amount of employer contributions allocated to the health care plan each year is subject to the Trustees' primary responsibility to ensure that the pension benefits are adequately funded and is limited by the provisions of Sections 115 and 401(h).

The OP&F Board of Trustees also is authorized to establish requirements for contributions to the health care plan by retirees and their eligible dependents, or their surviving beneficiaries. Payment amounts vary depending on the number of covered dependents and the coverage selected.

The City's contributions to OP&F which were allocated to fund post-employment healthcare benefits for police officers and firefighters were \$7,408 and \$1,917 for the year ended December 31, 2015, \$7,760 and \$1,413 for the year ended December 31, 2014, and \$51,825 and \$5,358, for the year ended December 31, 2013. 100% has been contributed for 2014 and 2013. 89.49% has been contributed for police and 92.26% has been contributed for firefighters for 2015. The remaining 2015 post-employment health care benefits liability has been reported as intergovernmental payable on the basic financial statements.

CITY OF NORTH CANTON, OHIO

NOTES TO THE BASIC FINANCIAL STATEMENTS
FOR THE YEAR ENDED DECEMBER 31, 2015

NOTE 14 - OTHER POSTEMPLOYMENT BENEFITS

A. Compensated Absences

City employees are granted vacation and sick leave in varying amounts. In the event of separation, an employee is paid for accumulated vacation and sick leave at various rates.

Vacation leave is earned at rates which vary depending upon length of service. Current policy credits vacation leave on January 1 of each year for all full time employees. Vacation accumulation may not exceed three weeks accrual at year end. Any unused excess is eliminated from the employee's leave balance. In case of death, termination, lay-off, or retirement, an employee (or his estate) is paid for his unused vacation to a maximum of three weeks carry-over from the previous year plus any current year accrual.

Sick leave is earned for all full time employees at the rate of 4.6 hours per pay with the exception of full time employees of emergency medical services who receive 6.15 hours per pay. Employees, at the time of retirement, are paid for 50 percent of their accumulated sick leave.

B. Insurance

The City provides life insurance and accidental death and dismemberment insurance to its employees through Sun Life Assurance Company of Canada.

NOTE 15 - CAPITAL LEASE

In the current year, the City entered into a lease for copier equipment. Assets acquired through a capital lease were capitalized at the present value of the minimum lease payments at the time the lease was entered into.

The assets acquired through capital leases are as follows:

	Governmental Activities
Asset:	
Equipment	\$ 22,062
Less: accumulated depreciation	(2,206)
Total	\$ 19,856

The lease provided for minimum annual lease payments as follows:

<u>Year Ending December 31,</u>	<u>Governmental Activities</u>
2016	\$ 6,098
2017	6,098
2018	6,098
2019	5,082
Total minimum lease payments	23,376
Less: amount representing interest	(2,145)
Present value of future minimum lease payments	\$ 21,231

CITY OF NORTH CANTON, OHIO

NOTES TO THE BASIC FINANCIAL STATEMENTS
FOR THE YEAR ENDED DECEMBER 31, 2015

NOTE 16 - LONG-TERM OBLIGATIONS

<u>Debt Issued</u>	<u>Interest Rate</u>	<u>Original Issue Amount</u>	<u>Date of Maturity</u>
Governmental activities:			
General obligation bonds			
City Hall Roof/Civic Center Roof/			
Salt Storage - Series 2011A	2.00 - 5.50	1,300,000	December 1, 2030
N. Main Street & Various Street			
Reconstruction Projects - Series 2011A	2.00 - 5.00	500,000	December 1, 2025
Real Estate Acquisition - Series 2011B	3.50 - 5.50	700,000	December 1, 2020
Business-type activities:			
OWDA loans			
Water treatment plant improvement 2003	3.65	6,789,904	July 1, 2024
Water treatment plant improvement 2004	3.76	3,022,687	July 1, 2025
Water treatment backwash tank 2005	3.25	1,670,933	January 1, 2026
Portage St./W. Park sanitary sewer 2010	3.43	173,849	January 1, 2030
Intergovernmental loans			
Sewer rights - City of Canton #2717	2.64	755,666	July 1, 2020
Sewer rights - City of Canton #2190	2.81	123,858	July 1, 2020
Sewer rights - City of Canton #3290	3.16	19,436	July 1, 2020
Sewer rights - City of Canton #6699	3.38	n/a	n/a
Sewer rights - City of Canton #6556	3.39	n/a	n/a
OPWC loans			
Booster pump station 2007	0	1,020,904	January 1, 2028
Applegrove waterline 2008	0	419,088	January 1, 2039
North Main St. waterline 2010	0	320,335	January 1, 2032
Water Tower #1 exterior painting	0	398,000	January 1, 2033
Lynbrook sanitary sewer	0	299,354	January 1, 2033
Other long-term liabilities			
Bonds payable - water system Series 2007	4.00 - 4.125	4,415,000	December 1, 2026
Raw waterline - Series 2011A	2.00 - 5.50	915,000	December 1, 2030
Frank/Applegrove waterline - Series 2011A	2.00 - 5.50	600,000	December 1, 2030

CITY OF NORTH CANTON, OHIO

NOTES TO THE BASIC FINANCIAL STATEMENTS
FOR THE YEAR ENDED DECEMBER 31, 2015

NOTE 16 - LONG-TERM OBLIGATIONS - (Continued)

The changes in long-term obligations during the year were as follows. The long-term obligations at December 31, 2015 have been restated as described in Note 3.

	Restated Balance <u>12/31/2014</u>	<u>Issued</u>	<u>Retired</u>	Balance <u>12/31/2015</u>	Amounts Due <u>in One Year</u>
Governmental activities:					
General obligation bonds					
City Hall/Civic Center/ Salt Storage - Series 2011A	\$ 1,085,000	\$ -	\$ (50,000)	\$ 1,035,000	\$ 50,000
N. Main Street & Various Street Reconstruction Projects - Series 2011A	380,000	-	(30,000)	350,000	30,000
Real Estate Acquisition - Series 2011B	<u>445,000</u>	<u>-</u>	<u>(65,000)</u>	<u>380,000</u>	<u>70,000</u>
Total GO bonds	<u>1,910,000</u>	<u>-</u>	<u>(145,000)</u>	<u>1,765,000</u>	<u>150,000</u>
Other long-term liabilities					
Compensated absences	1,297,382	38,987	(106,073)	1,230,296	79,348
Net pension liability	6,013,290	292,630	-	6,305,920	-
Capital lease	<u>-</u>	<u>22,062</u>	<u>(831)</u>	<u>21,231</u>	<u>5,153</u>
Total governmental activities	<u>\$ 9,220,672</u>	<u>\$ 353,679</u>	<u>\$ (251,904)</u>	9,322,447	<u>\$ 234,501</u>
				Add: unamortized premiums	55,684
				Total on Statement of Net Position	<u>\$ 9,378,131</u>

On March 23, 2011, the City issued \$3,315,000 in Series 2011A Various Purpose General Obligation Bonds. In governmental activities, \$1,300,000 in bonds will be used for the City Hall Roof/Civic Center Roof and salt storage and \$500,000 in bonds will be used for North Main Street and various street reconstruction projects.

On March 23, 2011, the City issued \$700,000 in Series 2011B General Obligation Real Estate Acquisition Bonds that issued to refund \$700,000 in manuscript debt that was originally issued to purchase the Arrowhead County Club.

The compensated absences liability will be paid out of the general fund.

Net pension liability: See Note 12 for details.

Capital lease: See Note 15 for details.

CITY OF NORTH CANTON, OHIO

NOTES TO THE BASIC FINANCIAL STATEMENTS
FOR THE YEAR ENDED DECEMBER 31, 2015

NOTE 16 - LONG-TERM OBLIGATIONS - (Continued)

	Restated Balance <u>12/31/2014</u>	<u>Issued</u>	<u>Retired</u>	Balance <u>12/31/2015</u>	Amounts Due in One Year
Business-type activities:					
OWDA loans					
Water treatment plant improvement	\$ 4,002,337	\$ -	\$ (338,285)	\$ 3,664,052	\$ 350,745
Water treatment plant improvement	1,934,605	-	(144,978)	1,789,627	150,480
Water treatment backwash tank	1,089,228	-	(79,515)	1,009,713	82,120
Portage St./W. Park sanitary	<u>144,339</u>	<u>-</u>	<u>(7,194)</u>	<u>137,145</u>	<u>7,443</u>
Total OWDA loans	<u>7,170,509</u>	<u>-</u>	<u>(569,972)</u>	<u>6,600,537</u>	<u>590,788</u>
Intergovernmental loans					
Sewer rights - City of Canton #2717	252,324	-	(47,853)	204,471	49,125
Sewer rights - City of Canton #2190	41,748	-	(7,890)	33,858	8,114
Sewer rights - City of Canton #3290	6,538	-	(1,227)	5,311	1,266
Sewer rights - City of Canton #6699	196,606	431,181	-	627,787	-
Sewer rights - City of Canton #6556	<u>31,707</u>	<u>205,022</u>	<u>-</u>	<u>236,729</u>	<u>-</u>
Total intergovernmental loans	<u>528,923</u>	<u>636,203</u>	<u>(56,970)</u>	<u>1,108,156</u>	<u>58,505</u>
OPWC loans					
Booster pump station	663,589	-	(51,045)	612,544	51,045
Applegrove waterline	335,268	-	(13,970)	321,298	13,970
North Main St. waterline	264,276	-	(16,017)	248,259	16,017
Water Tower #1 exterior painting	358,200	-	(19,900)	338,300	19,900
Lynbrook sanitary sewer	<u>269,418</u>	<u>-</u>	<u>(14,968)</u>	<u>254,450</u>	<u>14,968</u>
Total OPWC loans	<u>1,890,751</u>	<u>-</u>	<u>(115,900)</u>	<u>1,774,851</u>	<u>115,900</u>
General obligation bonds					
General obligation bonds - Series 2007	3,070,000	-	(200,000)	2,870,000	210,000
General obligation bonds - Series 2011A	765,000	-	(35,000)	730,000	35,000
General obligation bonds - Series 2011A	<u>500,000</u>	<u>-</u>	<u>(25,000)</u>	<u>475,000</u>	<u>25,000</u>
Total general obligation bonds	<u>4,335,000</u>	<u>-</u>	<u>(260,000)</u>	<u>4,075,000</u>	<u>270,000</u>
Net pension liability	<u>1,511,083</u>	<u>34,920</u>	<u>-</u>	<u>1,546,003</u>	<u>-</u>
Total business-type activities	<u>\$ 15,436,266</u>	<u>\$ 671,123</u>	<u>\$ (1,002,842)</u>	15,104,547	<u>\$ 1,035,193</u>
				Add: unamortized premiums	44,859
				Total on Statement of Net Position	<u>\$ 15,149,406</u>

In January 2003, the City was approved for a construction loan through the Water Supply Revolving Loan Fund, which is administered by the Ohio Environmental Protection Agency, for the purpose of funding the improvements and upgrades to the City's Water Treatment Plant. The loan, which is administered by the Ohio Water Development Authority, is at a rate of 3.65 percent and is to be repaid over 20 years. The total amount of the loan, including capitalized interest, was \$7.2 million. In January, 2004, the City received a construction loan through the Water Supply Revolving Loan Fund for the purpose of funding the expansion to the City's Water Treatment Plant. The loan is at a rate of 3.76 percent and is to be repaid over 20 years. The total amount of the loan was for \$3.0 million, repayments began in 2005. In July, 2005, the City received a construction loan through the Water Supply Revolving Loan Fund for the purpose of funding the expansion to the City's Water Treatment Plant. The loan is at a rate of 3.25 percent for \$1.7 million and is to be repaid over 20 years.

CITY OF NORTH CANTON, OHIO

NOTES TO THE BASIC FINANCIAL STATEMENTS
FOR THE YEAR ENDED DECEMBER 31, 2015

NOTE 16 - LONG-TERM OBLIGATIONS - (Continued)

The City has pledged future water and sewer revenues to repay OWDA loans. The loans are payable solely from water and sewer fund revenues and are payable through 2026. Annual principal and interest payments on the loans are expected to require 21.29 percent of net revenues and 8.41 percent of total revenues. The total principal and interest remaining to be paid on the loans is \$7,870,584. Principal and interest paid for the current year were \$824,038, total net revenues were \$3,871,050 and total revenues were \$9,793,555.

In 1994, the City entered into a contractual agreement with the City of Canton for the improvement and future maintenance of a wastewater treatment plant that is in the area that will be shared between the City of Canton, Stark County and the City of North Canton and that City residents are able to tap into. The project was financed by the three OWDA loans issued in 2002 by the City of Canton. The original loan was followed by two supplemental loans to cover change order costs beyond the original loan amount. All proceeds were received by the City of Canton and the City of Canton is responsible for the debt retirement and maintenance. The plant is a capital asset of the City of Canton. The total amount collectively owed to the City of Canton as of December 31, 2015 is \$243,640. This amount has been recorded on the City's books as a long-term liability in the sewer enterprise fund. An amount has been recorded as sewer rights in the City sewer enterprise fund capital assets. These amounts will be amortized over the useful life of the asset to the City of Canton.

In 2013, the City entered into a contractual agreement with the City of Canton for the construction of the Water Reclamation Facility that is in the area that will be shared between the City of Canton, Stark County and the City of North Canton and that City residents are able to tap into. The total project is estimated to cost \$88.6 million, with the City's portion estimated to be \$1.9 million. The project was financed by two OWDA loans issued by the City of Canton. The first loan was issued in August 2013 for the acquisition of membrane separators and associated components. In early 2014, the City issued another OWDA loan for the construction, engineering assistance during construction, and the unpaid balance of the design loan. All proceeds will be received by the City of Canton and the City of Canton will be responsible for the debt retirement and maintenance. The plant will be a capital asset of the City of Canton. The total amount collectively owed to the City of Canton as of December 31, 2015 is \$864,516. These loans have not been completely disbursed, therefore, no amortization schedule is available at December 31, 2015. This amount has been recorded on the City's books as a long-term liability in the sewer enterprise fund. An amount has been recorded as sewer rights in the City sewer enterprise fund capital assets. These amounts will be amortized over the useful life of the asset to the City of Canton once the project is complete.

The Ohio Public Works Commission (OPWC) loans are for the construction of a booster pump station, the Applegrove waterline, the North Main St. waterline, water tower #1 exterior painting and the Lynbrook sanitary sewer. These loans are zero interest loans and the booster pump station and the North Main Street waterline will be repaid over 20 years while the Applegrove waterline will be repaid over 30 years. The water tower #1 exterior painting and the Lynbrook sanitary sewer loans are still open and do not have a repayment schedule. These loan liabilities except the Lynbrook sanitary sewer loan are reflected in the water fund which received the proceeds. These loans are payable solely from water fund revenues. The Lynbrook sanitary sewer loan liability is reflected in the sewer fund which received the proceeds. This loan is payable solely from sewer fund revenues.

Long-term general obligation bonds in the water fund were issued in 2007 in the amount of \$4,415,000 at interest rates that vary from 4.0 to 4.125 percent for the purpose of retiring the long-term water system notes. The bonds were issued for a twenty year period with final maturity in December 2026. The bonds are backed by the full faith and credit of the City and will be repaid from water revenues.

On March 23, 2011, the City issued \$3,315,000 in Series 2011A Various Purpose General Obligation Bonds. In business-type activities, \$915,000 in bonds was used to retire bond anticipation notes maturing on March 25, 2011 and \$600,000 in bonds was used for the Frank/Applegrove waterline.

CITY OF NORTH CANTON, OHIO

NOTES TO THE BASIC FINANCIAL STATEMENTS
FOR THE YEAR ENDED DECEMBER 31, 2015

NOTE 16 - LONG-TERM OBLIGATIONS - (Continued)

Principal and interest requirements to retire the outstanding debt at December 31, 2015, are as follows:

Year Ending December 31,	Series 2011A - City Hall Roof/ Civic Center Roof/Salt Storage			Series 2011A - N. Main Street and Various Street Reconstruction		
	Principal	Interest	Total	Principal	Interest	Total
2016	\$ 50,000	\$ 47,200	\$ 97,200	\$ 30,000	\$ 13,863	\$ 43,863
2017	55,000	45,825	100,825	30,000	13,037	43,037
2018	55,000	44,175	99,175	30,000	12,137	42,137
2019	55,000	42,388	97,388	35,000	11,162	46,162
2020	60,000	40,600	100,600	35,000	10,025	45,025
2021 - 2025	335,000	165,100	500,100	190,000	28,200	218,200
2026 - 2030	<u>425,000</u>	<u>72,499</u>	<u>497,499</u>	-	-	-
Total	<u>\$ 1,035,000</u>	<u>\$ 457,787</u>	<u>\$ 1,492,787</u>	<u>\$ 350,000</u>	<u>\$ 88,424</u>	<u>\$ 438,424</u>

Year Ending December 31,	Series 2011B Real Estate Acquisition			Total Governmental General Obligation Bonds		
	Principal	Interest	Total	Principal	Interest	Total
2016	\$ 70,000	\$ 20,900	\$ 90,900	\$ 150,000	\$ 81,963	\$ 231,963
2017	70,000	17,050	87,050	155,000	75,912	230,912
2018	75,000	13,200	88,200	160,000	69,512	229,512
2019	80,000	9,075	89,075	170,000	62,625	232,625
2020	85,000	4,675	89,675	180,000	55,300	235,300
2021 - 2025	-	-	-	525,000	193,300	718,300
2026 - 2030	<u>-</u>	<u>-</u>	<u>-</u>	<u>425,000</u>	<u>72,499</u>	<u>497,499</u>
Total	<u>\$ 380,000</u>	<u>\$ 64,900</u>	<u>\$ 444,900</u>	<u>\$ 1,765,000</u>	<u>\$ 611,111</u>	<u>\$ 2,376,111</u>

Year Ending December 31,	Ohio Public Works Commission			OWDA Loans		
	Principal	Interest	Total	Principal	Interest	Total
2016	\$ 115,900	\$ -	\$ 115,900	\$ 590,788	\$ 233,255	\$ 824,043
2017	115,900	-	115,900	612,367	211,671	824,038
2018	115,900	-	115,900	634,736	189,303	824,039
2019	115,900	-	115,900	657,921	166,118	824,039
2020	115,900	-	115,900	681,957	142,081	824,038
2021 - 2025	579,502	-	579,502	3,316,554	322,323	3,638,877
2026 - 2030	426,367	-	426,367	106,214	5,296	111,510
2031 - 2035	147,584	-	147,584	-	-	-
2036 - 2038	<u>41,898</u>	<u>-</u>	<u>41,898</u>	<u>-</u>	<u>-</u>	<u>-</u>
Total	<u>\$ 1,774,851</u>	<u>\$ -</u>	<u>\$ 1,774,851</u>	<u>\$ 6,600,537</u>	<u>\$ 1,270,047</u>	<u>\$ 7,870,584</u>

CITY OF NORTH CANTON, OHIO

NOTES TO THE BASIC FINANCIAL STATEMENTS
FOR THE YEAR ENDED DECEMBER 31, 2015

NOTE 16 - LONG-TERM OBLIGATIONS - (Continued)

Year Ending December 31,	Intergovernmental Loans		
	Principal	Interest	Total
2016	\$ 58,505	\$ 6,129	\$ 64,634
2017	60,079	4,553	64,632
2018	61,697	3,054	64,751
2020	<u>63,359</u>	<u>1,274</u>	<u>64,633</u>
Total	<u>\$ 243,640</u>	<u>\$ 15,010</u>	<u>\$ 258,650</u>

Year Ending December 31,	Series 2007 Water System General Obligation Bonds			Series 2011A Raw Waterline		
	Principal	Interest	Total	Principal	Interest	Total
2016	\$ 210,000	\$ 115,777	\$ 325,777	\$ 35,000	\$ 33,238	\$ 68,238
2017	220,000	107,377	327,377	40,000	32,275	72,275
2018	230,000	98,577	328,577	40,000	31,075	71,075
2019	250,000	89,377	339,377	40,000	29,775	69,775
2020	250,000	79,377	329,377	40,000	28,475	68,475
2021 - 2025	1,400,000	238,598	1,638,598	235,000	115,775	350,775
2026 - 2030	<u>310,000</u>	<u>12,787</u>	<u>322,787</u>	<u>300,000</u>	<u>50,875</u>	<u>350,875</u>
Total	<u>\$ 2,870,000</u>	<u>\$ 741,870</u>	<u>\$ 3,611,870</u>	<u>\$ 730,000</u>	<u>\$ 321,488</u>	<u>\$ 1,051,488</u>

Year Ending December 31,	Series 2011A Frank/Applegrove Waterline			Total Business-Type Activities General Obligation Bonds		
	Principal	Interest	Total	Principal	Interest	Total
2016	\$ 25,000	\$ 21,637	\$ 46,637	\$ 270,000	\$ 170,652	\$ 440,652
2017	25,000	20,950	45,950	285,000	60,602	345,602
2018	25,000	20,200	45,200	295,000	149,852	444,852
2019	25,000	19,387	44,387	315,000	138,539	453,539
2020	25,000	18,575	43,575	315,000	126,427	441,427
2021 - 2025	155,000	75,600	230,600	1,790,000	429,973	2,219,973
2026 - 2030	<u>195,000</u>	<u>33,375</u>	<u>228,375</u>	<u>805,000</u>	<u>97,037</u>	<u>902,037</u>
Total	<u>\$ 475,000</u>	<u>\$ 209,724</u>	<u>\$ 684,724</u>	<u>\$ 4,075,000</u>	<u>\$ 1,173,082</u>	<u>\$ 5,248,082</u>

CITY OF NORTH CANTON, OHIO

NOTES TO THE BASIC FINANCIAL STATEMENTS
FOR THE YEAR ENDED DECEMBER 31, 2015

NOTE 16 - LONG-TERM OBLIGATIONS - (Continued)

From time to time, the City has issued Industrial Revenue Bonds to provide assistance to private-sector entities for the acquisition and construction of industrial and commercial facilities deemed to be in the public interest. The bonds are secured by the property financed and are payable solely from payments received on the underlying mortgage loans; ownership of the acquired facilities transfers to the private-sector entity served by the bond issuance. Neither the City, the State, nor any political subdivision thereof is obligated in any manner for repayment of the bonds. Accordingly, the bonds are not reported as liabilities in the accompanying financial statements. As of December 31, 2015, there were two series of Industrial Revenue Bonds outstanding, with an aggregate principal amount payable of \$22,910,000.

Legal Debt Margin

The Ohio Revised Code provides that the net debt of a municipal corporation, whether or not approved by the electors, shall not exceed 10.5% of the total value of all property in the municipal corporation as listed and assessed for taxation. In addition, the unvoted net debt of municipal corporations cannot exceed 5.5% of the total taxation value of property. The assessed valuation used in determining the City's legal debt margin has been modified by House Bill 530 which became effective March 30, 2006. In accordance with House Bill 530, the assessed valuation used in calculating the City's legal debt margin calculation excludes tangible personal property used in business, telephone or telegraph property, interexchange telecommunications company property, and personal property owned or leased by a railroad company and used in railroad operations. The statutory limitations on debt are measured by a direct ratio of net debt to tax valuation and expressed in terms of a percentage. At December 31, 2015, the City's total debt margin was \$35,950,691 and the unvoted debt margin was \$17,990,838.

NOTE 17 - INTERFUND ACTIVITY

The general fund transfers monies to other funds for general operations. The other funds from which employee wages are paid transfer monies to the general fund to pay for sick and vacation leave.

<u>Transfer to</u>	<u>Transfer from</u>					
	<u>General</u>	Emergency Medical Services <u>Levy</u>	Nonmajor <u>funds</u>	<u>Water</u>	<u>Sewer</u>	<u>Total</u>
Major funds						
General fund	\$ -	\$ 26,900	\$ 296,857	\$ 80,000	\$ 40,000	\$ 443,757
Capital improvement	670,000	-	-	-	-	670,000
Nonmajor funds						
Fire operating levy	400,000	-	-	-	-	400,000
Street construction	180,000	-	-	-	-	180,000
Storm sewer	345,000	-	-	-	-	345,000
Indoor firearms training	100,000	-	-	-	-	100,000
Total	<u>\$ 1,695,000</u>	<u>\$ 26,900</u>	<u>\$ 296,857</u>	<u>\$ 80,000</u>	<u>\$ 40,000</u>	<u>\$ 2,138,757</u>

CITY OF NORTH CANTON, OHIO

**NOTES TO THE BASIC FINANCIAL STATEMENTS
FOR THE YEAR ENDED DECEMBER 31, 2015**

NOTE 17 - INTERFUND ACTIVITY - (Continued)

Transfers between governmental funds are eliminated on the government-wide financial statements. Transfers between business-type funds are eliminated on the government-wide financial statements. Transfers between governmental funds and business-type activities are presented as transfers on the Statement of Activities. The transfers from various funds into the general fund are to fund future termination payments. The \$263,357 transfer from the Hoover District Improvement fund (a nonmajor governmental fund) to the general fund was a residual equity transfer.

NOTE 18 - BUDGETARY BASIS OF ACCOUNTING

While reporting financial position, results of operations, and changes in fund balance on the basis of accounting principles generally accepted in the United States of America (GAAP), the budgetary basis as provided by law is based upon accounting for certain transactions on a basis of cash receipts and disbursements.

The Statement of Revenue, Expenditures and Changes in Fund Balance - Budget and Actual (non-GAAP budgetary basis) presented for the general fund and the emergency medical service levy fund are presented on the budgetary basis to provide a meaningful comparison of actual results with the budget.

The major differences between the budget basis and the GAAP basis are that:

- (a) Revenues and other financing sources are recorded when received in cash (budget basis) as opposed to when susceptible to accrual (GAAP basis);
- (b) Expenditures and other financing uses are recorded when paid in cash (budget basis) as opposed to when the liability is incurred (GAAP basis);
- (c) In order to determine compliance with Ohio law, and to reserve that portion of the applicable appropriation, total outstanding encumbrances (budget basis) are recorded as the equivalent of an expenditure, as opposed to restricted, assigned or committed fund balance for that portion of outstanding encumbrances not already recognized as an account payable (GAAP basis);
- (d) Advances-in and advances-out are operating transactions (budget basis) as opposed to Balance Sheet transactions (GAAP basis);
- (e) Investments are reported at fair value (GAAP basis) rather than cost (budget basis); and,
- (f) Some funds are included in the general fund (GAAP basis), but have separate legally adopted budgets (budget basis).

The following table summarizes the adjustments necessary to reconcile the GAAP basis statements (as reported in the fund financial statements) to the budgetary basis statements for all governmental funds for which a budgetary basis statement is presented:

CITY OF NORTH CANTON, OHIO

NOTES TO THE BASIC FINANCIAL STATEMENTS
FOR THE YEAR ENDED DECEMBER 31, 2015

NOTE 18 - BUDGETARY BASIS OF ACCOUNTING - (Continued)

Net Change in Fund Balance

	<u>General Fund</u>	Emergency Medical Services <u>Levy Fund</u>
Budget basis	\$ (662,857)	\$ (81,352)
Net adjustment for revenue accruals	70,232	(4,839)
Net adjustment for expenditure accruals	169,901	75,329
Net adjustment for other sources/uses	22,062	-
Funds budgeted elsewhere	842,018	-
Adjustment for encumbrances	<u>236,302</u>	<u>14,900</u>
GAAP basis	<u>\$ 677,658</u>	<u>\$ 4,038</u>

Certain funds that are legally budgeted in separate special revenue funds are considered part of the general fund on a GAAP basis. This includes the income tax fund, the compensated absences fund and the North Canton CIC Escrow fund.

THIS SPACE INTENTIONALLY LEFT BLANK

CITY OF NORTH CANTON, OHIO

NOTES TO THE BASIC FINANCIAL STATEMENTS
FOR THE YEAR ENDED DECEMBER 31, 2015

NOTE 19 - FUND BALANCE

Fund balance is classified as nonspendable, restricted, committed, assigned and/or unassigned based primarily on the extent to which the City is bound to observe constraints imposed upon the use of resources in the governmental funds. The constraints placed on fund balance for the major governmental funds and all other governmental funds are presented below:

Fund balance	General	Emergency Medical Services Levy Fund	Capital Improvement Fund	Nonmajor Governmental Funds	Total Governmental Funds
Nonspendable:					
Materials and supplies inventory	\$ 14,386	\$ 9,055	\$ -	\$ 266,002	\$ 289,443
Prepays	<u>21,993</u>	<u>2,443</u>	<u>-</u>	<u>9,138</u>	<u>33,574</u>
Total nonspendable	<u>36,379</u>	<u>11,498</u>	<u>-</u>	<u>275,140</u>	<u>323,017</u>
Restricted:					
Capital improvements	-	-	-	202,578	202,578
Security of persons and property po	-	-	-	58,743	58,743
Security of persons and property fir	-	-	-	251,428	251,428
Public health and welfare	-	289,249	-	-	289,249
Computer systems	-	-	-	7,856	7,856
Transportation	-	-	-	779,391	779,391
Utility services	-	-	-	842,148	842,148
General trust	-	-	-	221,262	221,262
Mayor's court	<u>-</u>	<u>-</u>	<u>-</u>	<u>7,357</u>	<u>7,357</u>
Total restricted	<u>-</u>	<u>289,249</u>	<u>-</u>	<u>2,370,763</u>	<u>2,660,012</u>
Committed:					
Capital improvements	-	-	5,505,860	100,000	5,605,860
Income tax	3,091,225	-	-	-	3,091,225
CIC escrow	257,000	-	-	-	257,000
Compensated absences	<u>1,442,841</u>	<u>-</u>	<u>-</u>	<u>-</u>	<u>1,442,841</u>
Total committed	<u>4,791,066</u>	<u>-</u>	<u>5,505,860</u>	<u>100,000</u>	<u>10,396,926</u>
Assigned:					
General government	96,428	-	-	-	96,428
Community environment	22,385	-	-	-	22,385
Security of persons and property po	22,332	-	-	-	22,332
Utility services	43,583	-	-	-	43,583
Subsequent year appropriation	<u>586,917</u>	<u>-</u>	<u>-</u>	<u>-</u>	<u>586,917</u>
Total assigned	<u>771,645</u>	<u>-</u>	<u>-</u>	<u>-</u>	<u>771,645</u>
Unassigned	<u>1,674,309</u>	<u>-</u>	<u>-</u>	<u>-</u>	<u>1,674,309</u>
Total fund balances	<u>\$ 7,273,399</u>	<u>\$ 300,747</u>	<u>\$ 5,505,860</u>	<u>\$ 2,745,903</u>	<u>\$ 15,825,909</u>

CITY OF NORTH CANTON, OHIO

**NOTES TO THE BASIC FINANCIAL STATEMENTS
FOR THE YEAR ENDED DECEMBER 31, 2015**

NOTE 20 - JOINTLY GOVERNED ORGANIZATIONS

Stark Council of Governments

The City participates in the Stark Council of Governments (the "Council") which is a statutorily created political subdivision of the State. The Council is jointly governed among Stark County and its municipalities and townships which direct the operations of the Stark County Metropolitan Narcotics Unit and the Stark County Crime Laboratory. Of the 27 Board Members, the City has one appointed member. Each member's control over the operation of the Council is limited to its representation on the Board. The Board exercises total authority over the operation of the Council including budgeting, appropriation, contracting, and designating management. The City does not have an equity interest in the Council. The Council is not accumulating significant financial resources or experiencing fiscal stress which would cause additional financial benefit to or burden on the City. The City did not contribute any funds to the Council in 2015. Complete financial statements can be obtained from the Stark Council of Governments, P.O. Box 21451 Canton, Ohio 44701-1451.

Stark County Combined General Health District

The City participates in the Stark County Combined General Health District (the "Health District") which is a statutorily created political subdivision of the State. The Health District is jointly governed by Stark County townships, villages, the City of Louisville, and the City of North Canton. Of the 7 Board Members, the City has one appointed member. The Board is made up of various professionals who are equally representative of the general health district. The Board exercises total authority over the operation of the Health District including budgeting, appropriation, contracting, and designating management. The City does not have an equity interest in the Health District. The Health District is not accumulating significant financial resources or experiencing fiscal stress which would cause additional financial benefit to or burden on the City. The City contributed \$103,849 to the Health District in 2015. Complete financial statements can be obtained from the Stark County Combined General Health District, 3951 Convenience Circle NW, Canton, Ohio 44718.

NOTE 21 - LITIGATION

The City of North Canton is a party to legal proceedings. The City management is of the opinion that ultimate disposition of these claims and legal proceedings will not have a material effect, if any, on the financial condition of the City.

NOTE 22 - NORTH CANTON COMMUNITY IMPROVEMENT CORPORATION

The City of North Canton Community Improvement Corporation (the "CIC") was formed pursuant to Ordinance 103-80 passed October 28, 1980 and incorporated as a corporation not-for-profit under Title XVII, Chapters 1702 and 1724 of the Ohio Revised Code for the purpose to advance, encourage, and promote industrial, economic, commercial and civic development of the City of North Canton. The CIC has been designated as the City of North Canton's agent for industrial and commercial distributions and research development.

CITY OF NORTH CANTON, OHIO

NOTES TO THE BASIC FINANCIAL STATEMENTS
FOR THE YEAR ENDED DECEMBER 31, 2015

NOTE 22 - NORTH CANTON COMMUNITY IMPROVEMENT CORPORATION - (Continued)

The City of North Canton (the “City”) is a charter municipal corporation incorporated under the laws of the State of Ohio. In accordance with the Governmental Accounting Standards Board (GASB) Statement No. 14, “The Financial Reporting Entity”, as amended by GASB Statement No. 39, “Determining Whether Certain Organizations are Component Units” and GASB Statement No. 61, “The Financial Reporting Entity: Omnibus”, the City’s financial statements include all organizations, activities and functions which comprise the primary government and those legally separate entities for which the City is financially accountable. The CIC is a legally separate entity and is discretely presented as a component unit of the City of North Canton. Financial accountability is defined as the appointment of a voting majority of the unit’s Board and either 1) the City’s ability to impose its will over the unit, or 2) the possibility that the unit will provide a financial benefit or impose a financial burden to the City. The CIC does not include any other units in its presentation.

Summary of Significant Accounting Policies

The basic financial statements (BFS) of the CIC have been prepared in conformity with accounting principles generally accepted in the United States of America (GAAP) as applied to governmental units. The Governmental Accounting Standards Board (GASB) is the accepted standard-setting body for establishing governmental accounting and financial reporting principles.

The CIC’s significant accounting policies are described below.

A. Basis of Accounting

The financial statements of the CIC are prepared using the accrual basis of accounting.

B. Cash and Cash Equivalents

All monies received by the CIC are deposited in a demand deposit account.

C. Capital Assets and Depreciation

All capital assets are capitalized at cost and updated for additions and reductions during the year. Donated capital assets are recorded at their fair market value on the date donated. The CIC maintains a capitalization threshold of \$500. The CIC does not have any infrastructure. Improvements are capitalized. The costs of normal maintenance and repairs that do not add to the value of the asset or materially extend an asset’s life are not capitalized.

All capital assets except land are depreciated. Improvements are depreciated over the remaining useful lives of the related capital assets. Depreciation is computed using the straight-line method. Land improvements and equipment are depreciated over five to forty years.

D. Net Position

Net position represents the difference between assets plus deferred outflows of resources less liabilities plus deferred inflows of resources. Net investment in capital assets consists of capital assets, net of accumulated depreciation. Net position is reported as restricted when there are limitations imposed on its use through external restrictions imposed by creditors, grantors or laws or regulations of other governments. The CIC has no restricted net position.

The CIC applies restricted resources first when an expense is incurred for purposes for which both restricted and unrestricted net position is available.

CITY OF NORTH CANTON, OHIO

NOTES TO THE BASIC FINANCIAL STATEMENTS
FOR THE YEAR ENDED DECEMBER 31, 2015

NOTE 22 - NORTH CANTON COMMUNITY IMPROVEMENT CORPORATION - (Continued)

E. Estimates

The preparation of financial statements in conformity with GAAP requires management to make estimates and assumptions that affect the amounts reported in the financial statements and accompanying notes. Actual results may differ from those estimates.

Deposits

At December 31, 2015, the carrying amount of the CIC's deposits was \$722,216. Based on the criteria described in GASB Statement No. 40, "Deposits and Investment Risk Disclosures", as of December 31, 2015, \$472,216 of the bank balance of \$722,216 was exposed to custodial credit risk as described below while \$250,000 was covered by the Federal Deposit Insurance Corporation.

Custodial credit risk is the risk that, in the event of bank failure, the CIC's deposits may not be returned. All deposits are collateralized with eligible securities in amounts equal to at least 105% of the carrying value of the deposits. Such collateral, as permitted by the Ohio Revised Code, is held in single financial institution collateral pools at Federal Reserve Banks, or at member banks of the federal reserve system, in the name of the respective depository bank and pledged as a pool of collateral against all of the public deposits it holds or as specific collateral held at the Federal Reserve Bank in the name of the CIC. The CIC has no deposit policy for custodial credit risk beyond the requirements of State statute. Although the securities were held by the pledging institutions' trust department and all statutory requirements for the deposit of money had been followed, noncompliance with federal requirements could potentially subject the CIC to a successful claim by the FDIC.

Capital Assets

Capital asset activity for the year ended December 31, 2015, was as follows:

	<u>Balance</u>	<u>Additions</u>	<u>Deductions</u>	<u>Balance</u>
	<u>12/31/14</u>			<u>12/31/15</u>
<i>Capital assets, not being depreciated:</i>				
Land	\$ 71,439	\$ -	\$ -	\$ 71,439
<i>Total capital assets, not being depreciated</i>	<u>71,439</u>	<u>-</u>	<u>-</u>	<u>71,439</u>
<i>Capital assets, being depreciated:</i>				
Land improvements	44,200	-	-	44,200
Equipment	444,000	-	-	444,000
<i>Total capital assets, being depreciated</i>	<u>488,200</u>	<u>-</u>	<u>-</u>	<u>488,200</u>
<i>Less: accumulated depreciation:</i>				
Land improvements	(30,940)	(4,420)	-	(35,360)
Equipment	(66,600)	(11,100)	-	(77,700)
<i>Total accumulated depreciation</i>	<u>(97,540)</u>	<u>(15,520)</u>	<u>-</u>	<u>(113,060)</u>
Total capital assets, net	<u><u>\$ 462,099</u></u>	<u><u>\$ (15,520)</u></u>	<u><u>\$ -</u></u>	<u><u>\$ 446,579</u></u>

CITY OF NORTH CANTON, OHIO

**NOTES TO THE BASIC FINANCIAL STATEMENTS
FOR THE YEAR ENDED DECEMBER 31, 2015**

NOTE 22 - NORTH CANTON COMMUNITY IMPROVEMENT CORPORATION - (Continued)

Intergovernmental Receivable

In 2005, the North Canton City Council approved the funding of the CIC in the amount of \$1.5 million out of the City's general fund. This funding is to assist the City's economic development efforts by creating or retaining businesses and jobs. As of December 31, 2015, the CIC has received \$1,243,000 under this funding mechanism.

Litigation

The CIC is involved in no material litigation as either plaintiff or defendant.

NOTE 23 - SUBSEQUENT EVENT

On March 15, 2016, the City issued \$4,925,000 in Series 2016 Various Purpose Refunding Bonds. The Refunding Bonds were used to refund a portion of the Series 2007 and Series 2011A general obligation bonds. The refunding bonds carry interest rates ranging from 2.00-4.00%. The bonds have a final maturity date of December 1, 2030.

THIS PAGE IS INTENTIONALLY LEFT BLANK

REQUIRED SUPPLEMENTARY INFORMATION

CITY OF NORTH CANTON, OHIO

SCHEDULES OF REQUIRED SUPPLEMENTARY INFORMATION

SCHEDULE OF THE CITY'S PROPORTIONATE SHARE OF
THE NET PENSION LIABILITY/NET PENSION ASSET
OHIO PUBLIC EMPLOYEES RETIREMENT SYSTEM (OPERS)

LAST TWO YEARS

	<u>2014</u>	<u>2013</u>
<i>Traditional Plan:</i>		
City's proportion of the net pension liability	0.031691%	0.031691%
City's proportionate share of the net pension liability	\$ 3,822,289	\$ 3,735,956
City's covered-employee payroll	\$ 3,935,808	\$ 3,898,908
City's proportionate share of the net pension liability as a percentage of its covered-employee payroll	97.12%	95.82%
Plan fiduciary net position as a percentage of the total pension liability	86.45%	86.36%
 <i>Combined Plan:</i>		
City's proportion of the net pension asset	0.075345%	0.075345%
City's proportionate share of the net pension asset	\$ 29,010	\$ 7,906
City's covered-employee payroll	\$ 264,817	\$ 254,254
City's proportionate share of the net pension asset as a percentage of its covered-employee payroll	10.95%	3.11%
Plan fiduciary net position as a percentage of the total pension asset	114.83%	104.56%

Note: Information prior to 2013 was unavailable.

Amounts presented as of the City's measurement date which is the prior year.

SEE ACCOMPANYING NOTES TO THE REQUIRED SUPPLEMENTARY INFORMATION

CITY OF NORTH CANTON, OHIO

SCHEDULES OF REQUIRED SUPPLEMENTARY INFORMATION

SCHEDULE OF THE CITY'S PROPORTIONATE SHARE OF
THE NET PENSION LIABILITY
OHIO POLICE AND FIRE (OP&F) PENSION FUND

LAST TWO YEARS

	<u>2014</u>	<u>2013</u>
City's proportion of the net pension liability	0.07778590%	0.07778590%
City's proportionate share of the net pension liability	\$ 4,029,634	\$ 3,788,418
City's covered-employee payroll	\$ 1,835,351	\$ 1,689,819
City's proportionate share of the net pension liability as a percentage of its covered-employee payroll	219.56%	224.19%
Plan fiduciary net position as a percentage of the total pension liability	72.20%	73.00%

Note: Information prior to 2013 was unavailable.

Amounts presented as of the City's measurement date which is the prior year.

SEE ACCOMPANYING NOTES TO THE REQUIRED SUPPLEMENTARY INFORMATION

CITY OF NORTH CANTON, OHIO

SCHEDULES OF REQUIRED SUPPLEMENTARY INFORMATION

SCHEDULE OF CITY CONTRIBUTIONS
OHIO PUBLIC EMPLOYEES RETIREMENT SYSTEM (OPERS)

LAST TEN YEARS

	<u>2015</u>	<u>2014</u>	<u>2013</u>	<u>2012</u>
<i>Traditional Plan:</i>				
Contractually required contribution	\$ 434,096	\$ 472,297	\$ 506,858	\$ 402,329
Contributions in relation to the contractually required contribution	<u>(434,096)</u>	<u>(472,297)</u>	<u>(506,858)</u>	<u>(402,329)</u>
Contribution deficiency (excess)	<u>\$ -</u>	<u>\$ -</u>	<u>\$ -</u>	<u>\$ -</u>
City's covered-employee payroll	\$ 3,617,467	\$ 3,935,808	\$ 3,898,908	\$ 4,023,290
Contributions as a percentage of covered-employee payroll	12.00%	12.00%	13.00%	10.00%
<i>Combined Plan:</i>				
Contractually required contribution	\$ 32,608	\$ 31,778	\$ 33,053	\$ 17,994
Contributions in relation to the contractually required contribution	<u>(32,608)</u>	<u>(31,778)</u>	<u>(33,053)</u>	<u>(17,994)</u>
Contribution deficiency (excess)	<u>\$ -</u>	<u>\$ -</u>	<u>\$ -</u>	<u>\$ -</u>
City's covered-employee payroll	\$ 271,733	\$ 264,817	\$ 254,254	\$ 226,340
Contributions as a percentage of covered-employee payroll	12.00%	12.00%	13.00%	7.95%

SEE ACCOMPANYING NOTES TO THE REQUIRED SUPPLEMENTARY INFORMATION

<u>2011</u>	<u>2010</u>	<u>2009</u>	<u>2008</u>	<u>2007</u>	<u>2006</u>
\$ 444,536	\$ 386,729	\$ 380,066	\$ 342,009	\$ 432,875	\$ 448,073
<u>(444,536)</u>	<u>(386,729)</u>	<u>(380,066)</u>	<u>(342,009)</u>	<u>(432,875)</u>	<u>(448,073)</u>
<u>\$ -</u>	<u>\$ -</u>	<u>\$ -</u>	<u>\$ -</u>	<u>\$ -</u>	<u>\$ -</u>
\$ 4,445,360	\$ 4,337,148	\$ 4,677,735	\$ 4,885,843	\$ 5,184,132	\$ 4,870,359
10.00%	8.92%	8.13%	7.00%	8.35%	9.20%
\$ 13,377	\$ 15,132	\$ -	\$ -	\$ -	\$ -
<u>(13,377)</u>	<u>(15,132)</u>	<u>-</u>	<u>-</u>	<u>-</u>	<u>-</u>
<u>\$ -</u>	<u>\$ -</u>	<u>\$ -</u>	<u>\$ -</u>	<u>\$ -</u>	<u>\$ -</u>
\$ 168,264	\$ 156,215	\$ -	\$ -	\$ -	\$ -
7.95%	9.69%	8.13%	7.00%	8.35%	9.20%

CITY OF NORTH CANTON, OHIO

SCHEDULES OF REQUIRED SUPPLEMENTARY INFORMATION

SCHEDULE OF CITY CONTRIBUTIONS
OHIO POLICE AND FIRE (OP&F) PENSION FUND

LAST TEN YEARS

	<u>2015</u>	<u>2014</u>	<u>2013</u>	<u>2012</u>
<i>Police:</i>				
Contractually required contribution	\$ 274,092	\$ 297,289	\$ 243,196	\$ 193,970
Contributions in relation to the contractually required contribution	<u>(274,092)</u>	<u>(297,289)</u>	<u>(243,196)</u>	<u>(193,970)</u>
Contribution deficiency (excess)	<u>\$ -</u>	<u>\$ -</u>	<u>\$ -</u>	<u>\$ -</u>
City's covered-employee payroll	\$ 1,442,589	\$ 1,564,679	\$ 1,531,140	\$ 1,521,333
Contributions as a percentage of covered-employee payroll	19.00%	19.00%	15.88%	12.75%
<i>Fire:</i>				
Contractually required contribution	\$ 90,076	\$ 63,608	\$ 32,344	\$ 29,567
Contributions in relation to the contractually required contribution	<u>(90,076)</u>	<u>(63,608)</u>	<u>(32,344)</u>	<u>(29,567)</u>
Contribution deficiency (excess)	<u>\$ -</u>	<u>\$ -</u>	<u>\$ -</u>	<u>\$ -</u>
City's covered-employee payroll	\$ 383,302	\$ 270,672	\$ 158,679	\$ 171,403
Contributions as a percentage of covered-employee payroll	23.50%	23.50%	20.38%	17.25%

SEE ACCOMPANYING NOTES TO THE REQUIRED SUPPLEMENTARY INFORMATION

<u>2011</u>	<u>2010</u>	<u>2009</u>	<u>2008</u>	<u>2007</u>	<u>2006</u>
\$ 190,999	\$ 203,042	\$ 199,794	\$ 194,159	\$ 178,825	\$ 190,940
<u>(190,999)</u>	<u>(203,042)</u>	<u>(199,794)</u>	<u>(194,159)</u>	<u>(178,825)</u>	<u>(190,940)</u>
<u>\$ -</u>	<u>\$ -</u>	<u>\$ -</u>	<u>\$ -</u>	<u>\$ -</u>	<u>\$ -</u>
\$ 1,498,031	\$ 1,592,486	\$ 1,567,012	\$ 1,522,816	\$ 1,402,549	\$ 1,625,021
12.75%	12.75%	12.75%	12.75%	12.75%	11.75%
\$ 25,556	\$ 25,424	\$ 25,457	\$ 27,662	\$ 26,162	\$ -
<u>(25,556)</u>	<u>(25,424)</u>	<u>(25,457)</u>	<u>(27,662)</u>	<u>(26,162)</u>	<u>-</u>
<u>\$ -</u>	<u>\$ -</u>	<u>\$ -</u>	<u>\$ -</u>	<u>\$ -</u>	<u>\$ -</u>
\$ 148,151	\$ 147,386	\$ 147,577	\$ 160,359	\$ 151,664	\$ -
17.25%	17.25%	17.25%	17.25%	17.25%	16.75%

CITY OF NORTH CANTON, OHIO

NOTES TO REQUIRED SUPPLEMENTARY INFORMATION
FOR THE YEAR ENDED DECEMBER 31, 2015

OHIO PUBLIC EMPLOYEES RETIREMENT SYSTEM (OPERS)

Changes in benefit terms : There were no changes in benefit terms from the amounts reported for 2014 and 2015.

Changes in assumptions : There were no changes in methods and assumptions used in the calculation of actuarial determined contributions for 2014 and 2015. See the notes to the basic financial statements for the methods and assumptions in this calculation.

OHIO POLICE AND FIRE (OP&F) PENSION FUND

Changes in benefit terms : There were no changes in benefit terms from the amounts reported for 2014 and 2015.

Changes in assumptions : There were no changes in methods and assumptions used in the calculation of actuarial determined contributions for 2014 and 2015. See the notes to the basic financial statements for the methods and assumptions in this calculation.

**COMBINING STATEMENTS
AND INDIVIDUAL FUND SCHEDULES**

CITY OF NORTH CANTON, OHIO
INDIVIDUAL FUND SCHEDULES
FUND DESCRIPTIONS - MAJOR FUNDS

GENERAL FUND

The general fund is used to account for and report all financial resources not accounted for and reported in another fund. The general fund balance is available for any purpose provided it is expended or transferred according to the general laws of Ohio.

Major Special Revenue Fund

Emergency Medical Services Levy Fund

The emergency medical services levy fund accounts for property taxes levied that are restricted for the partial operation of the emergency medical service department.

Major Capital Projects Fund

Capital Improvement Fund

The capital improvement fund accounts for City income tax revenue that is committed and bond proceeds that are restricted for various capital projects.

Major Enterprise Funds

Water Fund

This fund accounts for the treatment and provision of water to the residents and commercial users of the City and certain residents of the County.

Sewer Fund

This fund accounts for the sanitary sewer services provided to the residents and commercial users of the City and certain residents of the County.

Garbage Fund

This fund accounts for the garbage and recycling service provided by a successful bidder for the residential users of the City.

CITY OF NORTH CANTON, OHIO

SCHEDULE OF REVENUES, EXPENDITURES AND CHANGES IN
 FUND BALANCE - BUDGET AND ACTUAL (NON-GAAP BUDGETARY BASIS)
GENERAL FUND
 FOR THE YEAR ENDED DECEMBER 31, 2015

	<u>Budgeted Amounts</u>		<u>Actual</u>	<u>Variance with</u>
	<u>Original</u>	<u>Final</u>		<u>Final Budget</u>
				<u>Positive</u>
				<u>(Negative)</u>
Revenues:				
Property taxes	\$ 713,000	\$ 713,000	\$ 732,684	\$ 19,684
Municipal income taxes	4,956,600	4,956,600	4,956,600	-
Charges for services	259,510	259,510	43,830	(215,680)
Licenses and permits	318,216	318,216	467,586	149,370
Fines and forfeitures	125,794	125,794	106,140	(19,654)
Intergovernmental	440,107	440,107	455,514	15,407
Interest	24,000	24,000	60,586	36,586
Rentals	211,773	211,773	211,679	(94)
Other	60,000	60,000	43,195	(16,805)
Total revenues	<u>7,109,000</u>	<u>7,109,000</u>	<u>7,077,814</u>	<u>(31,186)</u>
Expenditures:				
Current:				
General Government				
Legislative and Executive:				
Mayor:				
Personal services	80,500	80,488	77,245	3,243
Contract services	9,580	9,592	9,054	538
Materials and supplies	520	520	479	41
Other	300	300	-	300
Total mayor	<u>90,900</u>	<u>90,900</u>	<u>86,778</u>	<u>4,122</u>
Director of Administration:				
Personal services	79,200	80,700	80,254	446
Contract services	15,031	13,527	12,653	874
Materials and supplies	1,656	1,580	810	770
Capital outlay	1,000	1,000	-	1,000
Other	500	500	-	500
Total director of administration	<u>97,387</u>	<u>97,307</u>	<u>93,717</u>	<u>3,590</u>
Director of Finance:				
Personal services	144,000	144,000	133,909	10,091
Contract services	54,308	50,683	31,003	19,680
Materials and supplies	2,395	2,075	2,054	21
Capital outlay	1,500	5,200	4,950	250
Other	500	500	-	500
Total director of finance	<u>202,703</u>	<u>202,458</u>	<u>171,916</u>	<u>30,542</u>
Electronic Data Processing:				
Personal services	17,920	6,015	6,015	-
Contract services	48,516	32,206	18,903	13,303
Materials and supplies	100	50	50	-
Capital outlay	39,000	39,000	10,553	28,447
Other	-	54,315	46,181	8,134
Total electronic data processing	<u>105,536</u>	<u>131,586</u>	<u>81,702</u>	<u>49,884</u>
Director of Law:				
Personal services	57,000	57,925	56,335	1,590
Contract services	46,936	46,961	45,153	1,808
Materials and supplies	2,350	2,350	2,147	203
Capital outlay	600	-	-	-
Other	400	400	-	400
Total director of law	<u>107,286</u>	<u>107,636</u>	<u>103,635</u>	<u>4,001</u>

Continued

CITY OF NORTH CANTON, OHIO

SCHEDULE OF REVENUES, EXPENDITURES AND CHANGES IN
 FUND BALANCE - BUDGET AND ACTUAL (NON-GAAP BUDGETARY BASIS)
GENERAL FUND (CONTINUED)
 FOR THE YEAR ENDED DECEMBER 31, 2015

	<u>Budgeted Amounts</u>		<u>Actual</u>	<u>Variance with</u>
	<u>Original</u>	<u>Final</u>		<u>Final Budget</u>
				<u>Positive</u>
				<u>(Negative)</u>
City Council:				
Personal services	\$ 102,100	\$ 102,600	\$ 101,164	\$ 1,436
Contract services	31,952	26,637	20,032	6,605
Materials and supplies.	1,545	1,300	860	440
Capital outlay	500	810	809	1
Other	500	500	-	500
Total city council	<u>136,597</u>	<u>131,847</u>	<u>122,865</u>	<u>8,982</u>
Civil Service Commission:				
Personal services	8,110	8,110	5,698	2,412
Contract services	16,547	16,531	11,053	5,478
Materials and supplies.	300	300	-	300
Total civil service commission	<u>24,957</u>	<u>24,941</u>	<u>16,751</u>	<u>8,190</u>
City Hall Maintenance:				
Contract services	119,192	115,600	101,161	14,439
Materials and supplies.	5,000	5,000	4,376	624
Total city hall maintenance.	<u>124,192</u>	<u>120,600</u>	<u>105,537</u>	<u>15,063</u>
Department of Engineering:				
Personal services	170,200	188,640	188,336	304
Contract services	111,371	106,061	105,620	441
Materials and supplies.	13,084	9,248	9,136	112
Capital outlay	17,000	10,845	10,835	10
Other.	800	800	-	800
Total department of engineering	<u>312,455</u>	<u>315,594</u>	<u>313,927</u>	<u>1,667</u>
Other General Government:				
Personal services	70,000	67,800	64,095	3,705
Contract services	172,229	186,119	130,948	55,171
Capital outlay	1,600	1,760	1,750	10
Other.	63,607	63,607	54,679	8,928
Total other general government	<u>307,436</u>	<u>319,286</u>	<u>251,472</u>	<u>67,814</u>
Total General Government	<u>1,509,449</u>	<u>1,542,155</u>	<u>1,348,300</u>	<u>193,855</u>
Security of Persons and Property:				
Police:				
Personal services	3,008,175	3,026,407	2,946,890	79,517
Contract services	394,289	378,984	343,427	35,557
Materials and supplies.	123,436	109,822	70,701	39,121
Capital outlay	10,100	13,640	13,640	-
Other.	1,000	1,000	-	1,000
Total police	<u>3,537,000</u>	<u>3,529,853</u>	<u>3,374,658</u>	<u>155,195</u>
Total Security of Persons and Property.	<u>3,537,000</u>	<u>3,529,853</u>	<u>3,374,658</u>	<u>155,195</u>

Continued

CITY OF NORTH CANTON, OHIO

SCHEDULE OF REVENUES, EXPENDITURES AND CHANGES IN
 FUND BALANCE - BUDGET AND ACTUAL (NON-GAAP BUDGETARY BASIS)
GENERAL FUND (CONTINUED)
 FOR THE YEAR ENDED DECEMBER 31, 2015

	Budgeted Amounts		Actual	Variance with Final Budget Positive (Negative)
	Original	Final		
Public Health and Welfare:				
County Health Department:				
Contract services	\$ 106,000	\$ 106,600	\$ 103,849	\$ 2,751
Total county health department	<u>106,000</u>	<u>106,600</u>	<u>103,849</u>	<u>2,751</u>
Total Public Health and Welfare	<u>106,000</u>	<u>106,600</u>	<u>103,849</u>	<u>2,751</u>
Community Environment:				
Permits and Inspections:				
Personal services	576,200	555,100	363,576	191,524
Contract services	56,353	69,507	49,504	20,003
Materials and supplies.	6,836	5,800	3,532	2,268
Capital outlay	10,902	10,751	10,506	245
Other.	-	800	-	800
Total permits and inspections.	<u>650,291</u>	<u>641,958</u>	<u>427,118</u>	<u>214,840</u>
Planning Commission:				
Personal services	400	400	-	400
Contract services	2,701	2,690	1,684	1,006
Materials and supplies.	600	600	600	-
Total planning commission	<u>3,701</u>	<u>3,690</u>	<u>2,284</u>	<u>1,406</u>
Zoning and Building:				
Contract services	-	350	205	145
Materials and supplies.	400	50	-	50
Total zoning and building	<u>400</u>	<u>400</u>	<u>205</u>	<u>195</u>
Economic Development:				
Contract services	85,082	82,215	60,601	21,614
Materials and supplies.	2,484	2,484	2,484	-
Capital outlay	1,500	1,500	-	1,500
Other	-	700	-	700
Total economic development.	<u>89,066</u>	<u>86,899</u>	<u>63,085</u>	<u>23,814</u>
Total Community Environment.	<u>743,458</u>	<u>732,947</u>	<u>492,692</u>	<u>240,255</u>
Leisure Time Activities:				
Dogwood Shelter:				
Contract services	16,800	16,800	14,753	2,047
Capital outlay	7,250	7,250	3,377	3,873
Total dogwood shelter	<u>24,050</u>	<u>24,050</u>	<u>18,130</u>	<u>5,920</u>
Swimming Pool:				
Personal services	148,500	135,800	-	135,800
Contract services	62,815	58,460	53,290	5,170
Materials and supplies.	48,500	48,500	5,063	43,437
Capital outlay	13,500	13,500	2,051	11,449
Other.	-	800	-	800
Total swimming pool	<u>273,315</u>	<u>257,060</u>	<u>60,404</u>	<u>196,656</u>
Parks Department:				
Personal services	211,000	211,000	196,310	14,690
Contract services	169,326	164,750	157,718	7,032
Materials and supplies.	28,429	27,000	21,908	5,092
Capital outlay	-	-	-	-
Other.	700	700	-	700
Total parks department.	<u>409,455</u>	<u>403,450</u>	<u>375,936</u>	<u>27,514</u>

CITY OF NORTH CANTON, OHIO

SCHEDULE OF REVENUES, EXPENDITURES AND CHANGES IN
 FUND BALANCE - BUDGET AND ACTUAL (NON-GAAP BUDGETARY BASIS)
GENERAL FUND (CONTINUED)
 FOR THE YEAR ENDED DECEMBER 31, 2015

	<u>Budgeted Amounts</u>		<u>Actual</u>	<u>Variance with Final Budget Positive (Negative)</u>
	<u>Original</u>	<u>Final</u>		
Civic Center:				
Contract services	\$ 101,569	\$ 78,982	\$ 53,048	\$ 25,934
Materials and supplies.	4,000	4,000	14,041	(10,041)
Capital outlay	45,500	49,872	40,317	9,555
Total civic center	<u>151,069</u>	<u>132,854</u>	<u>107,406</u>	<u>25,448</u>
Recreation Department:				
Personal services	116,100	110,300	108,813	1,487
Contract services	11,067	16,855	14,992	1,863
Materials and supplies.	15,211	13,380	3,217	10,163
Capital outlay	-	-	-	-
Total recreation department.	<u>142,378</u>	<u>140,535</u>	<u>127,022</u>	<u>13,513</u>
Recreation Program:				
Contract services	10,522	8,800	4,500	4,300
Materials and supplies.	1,200	1,200	74	1,126
Total recreation program	<u>11,722</u>	<u>10,000</u>	<u>4,574</u>	<u>5,426</u>
Total Leisure Time Activities.	<u>1,011,989</u>	<u>967,949</u>	<u>693,472</u>	<u>274,477</u>
Debt Service:				
Principal retirement	65,000	65,000	65,000	-
Interest and fiscal charges	23,175	23,175	23,175	-
Total debt service.	<u>88,175</u>	<u>88,175</u>	<u>88,175</u>	<u>-</u>
Total expenditures	<u>6,996,071</u>	<u>6,967,679</u>	<u>6,101,146</u>	<u>866,533</u>
Excess of revenues over expenditures.	<u>112,929</u>	<u>141,321</u>	<u>976,668</u>	<u>835,347</u>
Other financing source (uses):				
Sale of capital assets	-	-	28,618	28,618
Transfers in	-	-	263,357	263,357
Transfers out	(1,931,500)	(1,931,500)	(1,931,500)	-
Total other financing sources (uses).	<u>(1,931,500)</u>	<u>(1,931,500)</u>	<u>(1,639,525)</u>	<u>291,975</u>
Net change in fund balance	(1,818,571)	(1,790,179)	(662,857)	1,127,322
Fund balance at beginning of year	2,284,835	2,284,835	2,284,835	-
Prior year encumbrances appropriated	<u>217,150</u>	<u>217,150</u>	<u>217,150</u>	<u>-</u>
Fund balance at end of year	<u>\$ 683,414</u>	<u>\$ 711,806</u>	<u>\$ 1,839,128</u>	<u>\$ 1,127,322</u>

CITY OF NORTH CANTON, OHIO

SCHEDULE OF REVENUES, EXPENDITURES AND CHANGES IN
 FUND BALANCE - BUDGET AND ACTUAL (NON-GAAP BUDGETARY BASIS)
EMERGENCY MEDICAL SERVICES LEVY FUND
 FOR THE YEAR ENDED DECEMBER 31, 2015

	<u>Budgeted Amounts</u>		<u>Actual</u>	<u>Variance with Final Budget Positive (Negative)</u>
	<u>Original</u>	<u>Final</u>		
Revenues:				
Property taxes	\$ 778,100	\$ 778,100	\$ 779,236	\$ 1,136
Charges for services	494,800	494,800	559,103	64,303
Intergovernmental	120,850	120,850	118,242	(2,608)
Other	-	-	1,203	1,203
Total revenues	<u>1,393,750</u>	<u>1,393,750</u>	<u>1,457,784</u>	<u>64,034</u>
Expenditures:				
Current:				
Public Health and Welfare:				
Personal services	1,332,901	1,332,647	1,290,800	41,847
Contract services	191,897	183,810	158,796	25,014
Materials and supplies.	42,000	42,000	36,974	5,026
Capital outlay	24,600	24,504	24,347	157
Other.	-	1,999	1,999	-
Total expenditures.	<u>1,591,398</u>	<u>1,584,960</u>	<u>1,512,916</u>	<u>72,044</u>
Excess of expenditures over revenues	<u>(197,648)</u>	<u>(191,210)</u>	<u>(55,132)</u>	<u>136,078</u>
Other financing sources (uses):				
Sale of capital assets	-	-	680	680
Transfers out	<u>(26,900)</u>	<u>(26,900)</u>	<u>(26,900)</u>	<u>-</u>
Total other financing sources (uses).	<u>(26,900)</u>	<u>(26,900)</u>	<u>(26,220)</u>	<u>680</u>
Net change in fund balance	(224,548)	(218,110)	(81,352)	136,758
Fund balance at beginning of year	335,364	335,364	335,364	-
Prior year encumbrances appropriated	<u>21,658</u>	<u>21,658</u>	<u>21,658</u>	<u>-</u>
Fund balance at end of year.	<u>\$ 132,474</u>	<u>\$ 138,912</u>	<u>\$ 275,670</u>	<u>\$ 136,758</u>

CITY OF NORTH CANTON, OHIO

SCHEDULE OF REVENUES, EXPENDITURES AND CHANGES IN
 FUND BALANCE - BUDGET AND ACTUAL (NON-GAAP BUDGETARY BASIS)
CAPITAL IMPROVEMENT FUND
 FOR THE YEAR ENDED DECEMBER 31, 2015

	Budgeted Amounts		Actual	Variance with Final Budget Positive (Negative)
	Original	Final		
Revenues:				
Municipal income taxes	\$ 1,081,300	\$ 1,081,300	\$ 1,081,300	\$ -
Intergovernmental	1,392,000	1,342,000	1,250,469	(91,531)
Total revenues	<u>2,473,300</u>	<u>2,423,300</u>	<u>2,331,769</u>	<u>(91,531)</u>
Expenditures:				
Capital Outlay:				
Contract services	2,289,299	2,268,578	1,428,487	840,091
Capital outlay	2,818,367	2,818,367	2,222,308	596,059
Total capital outlay	<u>5,107,666</u>	<u>5,086,945</u>	<u>3,650,795</u>	<u>1,436,150</u>
Debt service:				
Principal retirement	80,000	80,000	80,000	-
Interest and fiscal charges	63,063	63,063	63,063	-
Total debt service	<u>143,063</u>	<u>143,063</u>	<u>143,063</u>	<u>-</u>
Total expenditures	<u>5,250,729</u>	<u>5,230,008</u>	<u>3,793,858</u>	<u>1,436,150</u>
Excess of expenditures over revenues . .	<u>(2,777,429)</u>	<u>(2,806,708)</u>	<u>(1,462,089)</u>	<u>1,344,619</u>
Other financing sources:				
Transfers in	770,000	770,000	770,000	-
Total other financing sources	<u>770,000</u>	<u>770,000</u>	<u>770,000</u>	<u>-</u>
Net change in fund balance	(2,007,429)	(2,036,708)	(692,089)	1,344,619
Fund balance at beginning of year	4,553,675	4,553,675	4,553,675	-
Prior year encumbrances appropriated .	529,364	529,364	529,364	-
Fund balance at end of year	<u>\$ 3,075,610</u>	<u>\$ 3,046,331</u>	<u>\$ 4,390,950</u>	<u>\$ 1,344,619</u>

CITY OF NORTH CANTON, OHIO

SCHEDULE OF REVENUES, EXPENSES AND CHANGES IN
 FUND EQUITY - BUDGET AND ACTUAL (NON-GAAP BUDGETARY BASIS)
WATER FUND
 FOR THE YEAR ENDED DECEMBER 31, 2015

	Budgeted Amounts		Actual	Variance with Final Budget Positive (Negative)
	Original	Final		
Operating revenues:				
Charges for services	\$ 6,200,000	\$ 6,200,000	\$ 6,816,150	\$ 616,150
Tap-in fees	40,000	40,000	24,031	(15,969)
Other.	31,000	31,000	57,545	26,545
Total operating revenues.	<u>6,271,000</u>	<u>6,271,000</u>	<u>6,897,726</u>	<u>626,726</u>
Operating expenses:				
Personal services.	1,938,400	1,938,400	1,820,507	117,893
Contract services	2,390,738	2,390,738	1,586,355	804,383
Materials and supplies	761,368	761,368	642,204	119,164
Capital outlay	3,692,978	3,629,693	2,108,903	1,520,790
Other.	66,193	66,193	4,602	61,591
Total operating expenses.	<u>8,849,677</u>	<u>8,786,392</u>	<u>6,162,571</u>	<u>2,623,821</u>
Operating income (loss)	<u>(2,578,677)</u>	<u>(2,515,392)</u>	<u>735,155</u>	<u>3,250,547</u>
Nonoperating expenses:				
Debt service:				
Principal retirement	(932,489)	(932,489)	(923,709)	8,780
Interest and fiscal charges.	(429,329)	(429,329)	(429,329)	-
Total nonoperating expenses.	<u>(1,361,818)</u>	<u>(1,361,818)</u>	<u>(1,353,038)</u>	<u>8,780</u>
Loss before transfers	(3,940,495)	(3,877,210)	(617,883)	3,259,327
Transfers in.	149,000	149,000	-	(149,000)
Transfers out.	<u>(80,000)</u>	<u>(80,000)</u>	<u>(80,000)</u>	<u>-</u>
Net change in fund equity	(3,871,495)	(3,808,210)	(697,883)	3,110,327
Fund equity at beginning of year.	3,239,735	3,239,735	3,239,735	-
Prior year encumbrances appropriated . . .	<u>947,151</u>	<u>947,151</u>	<u>947,151</u>	<u>-</u>
Fund equity at end of year	<u><u>\$ 315,391</u></u>	<u><u>\$ 378,676</u></u>	<u><u>\$ 3,489,003</u></u>	<u><u>\$ 3,110,327</u></u>

CITY OF NORTH CANTON, OHIO

SCHEDULE OF REVENUES, EXPENSES AND CHANGES IN
 FUND EQUITY - BUDGET AND ACTUAL (NON-GAAP BUDGETARY BASIS)
SEWER FUND
 FOR THE YEAR ENDED DECEMBER 31, 2015

	Budgeted Amounts		Actual	Variance with Final Budget Positive (Negative)
	Original	Final		
Operating revenues:				
Charges for services	\$ 2,803,000	\$ 2,803,000	\$ 2,756,905	\$ (46,095)
Tap-in fees	23,000	23,000	161,650	138,650
Other.	-	-	6,966	6,966
Total operating revenues	<u>2,826,000</u>	<u>2,826,000</u>	<u>2,925,521</u>	<u>99,521</u>
Operating expenses:				
Personal services.	572,000	572,000	527,128	44,872
Contract services	2,777,307	2,777,307	2,411,597	365,710
Materials and supplies	26,748	26,748	18,586	8,162
Capital outlay	1,189,722	1,179,930	527,548	652,382
Other.	3,993	3,993	3,093	900
Total operating expenses	<u>4,569,770</u>	<u>4,559,978</u>	<u>3,487,952</u>	<u>1,072,026</u>
Operating loss	<u>(1,743,770)</u>	<u>(1,733,978)</u>	<u>(562,431)</u>	<u>1,171,547</u>
Nonoperating expenses:				
Debt service:				
Principal retirement	(22,162)	(22,162)	(22,162)	-
Interest and fiscal charges.	(4,890)	(4,890)	(4,890)	-
Total nonoperating expenses	<u>(27,052)</u>	<u>(27,052)</u>	<u>(27,052)</u>	<u>-</u>
Loss before transfers	(1,770,822)	(1,761,030)	(589,483)	1,171,547
Transfers out	<u>(40,000)</u>	<u>(40,000)</u>	<u>(40,000)</u>	<u>-</u>
Change in fund equity	(1,810,822)	(1,801,030)	(629,483)	1,171,547
Fund equity at beginning of year.	2,622,965	2,622,965	2,622,965	-
Prior year encumbrances appropriated	<u>273,411</u>	<u>273,411</u>	<u>273,411</u>	<u>-</u>
Fund equity at end of year	<u>\$ 1,085,554</u>	<u>\$ 1,095,346</u>	<u>\$ 2,266,893</u>	<u>\$ 1,171,547</u>

CITY OF NORTH CANTON, OHIO

SCHEDULE OF REVENUES, EXPENSES AND CHANGES IN
 FUND EQUITY - BUDGET AND ACTUAL (NON-GAAP BUDGETARY BASIS)
GARBAGE FUND
 FOR THE YEAR ENDED DECEMBER 31, 2015

	<u>Budgeted Amounts</u>		<u>Actual</u>	<u>Variance with Final Budget Positive (Negative)</u>
	<u>Original</u>	<u>Final</u>		
Operating revenues:				
Charges for services	\$ 860,000	\$ 860,000	\$ 898,140	\$ 38,140
Total operating revenues	<u>860,000</u>	<u>860,000</u>	<u>898,140</u>	<u>38,140</u>
Operating expenses:				
Personal services	128,900	128,900	89,365	39,535
Contract services	855,653	855,280	813,201	42,079
Materials and supplies	26,200	25,900	20,305	5,595
Capital outlay	1,500	1,500	-	1,500
Total operating expenses	<u>1,012,253</u>	<u>1,011,580</u>	<u>922,871</u>	<u>88,709</u>
Operating loss	<u>(152,253)</u>	<u>(151,580)</u>	<u>(24,731)</u>	<u>126,849</u>
Nonoperating revenues:				
Intergovernmental	45,000	45,000	66,227	21,227
Total nonoperating revenues	<u>45,000</u>	<u>45,000</u>	<u>66,227</u>	<u>21,227</u>
Net change in fund equity	(107,253)	(106,580)	41,496	148,076
Fund equity at beginning of year.	266,459	266,459	266,459	-
Prior year encumbrances appropriated . . .	<u>673</u>	<u>673</u>	<u>673</u>	<u>-</u>
Fund equity at end of year	<u>\$ 159,879</u>	<u>\$ 160,552</u>	<u>\$ 308,628</u>	<u>\$ 148,076</u>

CITY OF NORTH CANTON, OHIO

**INDIVIDUAL FUND SCHEDULES
FUND DESCRIPTIONS - NONMAJOR GOVERNMENTAL FUNDS**

SPECIAL REVENUE FUNDS

Special revenue funds are used to account for and report the proceeds of specific revenue sources that are restricted or committed to expenditure for specific purposes other than debt service or capital projects. The term *proceeds of specific revenue sources* establishes that one or more specific restricted or committed revenues should be the foundation for a special revenue fund. The following are the special revenue funds which the City operates:

Nonmajor Special Revenue Funds

Fire Operating Levy Fund

This fund accounts for property taxes levied that are restricted for the partial operation of the fire department.

Computer Fund

This fund accounts for fees charged to any case processed through Mayor's Court for computer services that are restricted for the operation of the court system.

Enforcement and Education Fund

This fund accounts for revenues received from fines levied when arrests are made for driving under the influence of alcohol. This money is restricted for education of officers and members of the community.

Street Construction, Maintenance and Repair Fund

This fund accounts for the portion of state gasoline tax and motor vehicle registration fees that are restricted for the maintenance of the streets within the City.

Storm Sewer Levy Fund

This fund accounts for property taxes levied that are restricted to maintain, improve or construct storm sewers within the City.

Street Levy Fund

This fund accounts for property taxes levied that are restricted to subsidize improvement of streets within the City.

Municipal Road Fund

This fund accounts for the portion of permissive motor vehicle license tax levied by the County that is allocated to the City that is restricted for street repair.

General Trust Fund

This fund accounts for donations to the City that are restricted by the donors to be used for specific purposes.

Law Enforcement Trust Fund

This fund accounts for money collected from federal forfeitures that is restricted for specific law enforcement purposes.

Continuing Professional Education Fund

This fund accounts for grant money received from the State of Ohio that is restricted for Peace Officer training.

Community Disaster Relief Fund

This fund accounts for donations that are restricted for the use of assisting businesses or community members during times of natural disasters.

Mayor's Court Fund

This fund accounts for activity that is restricted for the City's Mayor's Court. Budgetary information is not reported because it is not included in the entity for which the "appropriated budget" is adopted and does not maintain a separate budgetary record.

CITY OF NORTH CANTON, OHIO

**INDIVIDUAL FUND SCHEDULES
FUND DESCRIPTIONS - NONMAJOR GOVERNMENTAL FUNDS**

Nonmajor Special Revenue Funds

The following funds are included in the general fund (GAAP basis), but have separate legally adopted budgets (budget basis):

Income Tax Fund

The fund accounts for money that is committed to income tax collected in the City.

Compensated Absences Fund

This fund accounts for the accumulation of resources for accumulated sick leave and vacation leave, upon the termination of employment of employees in the City.

North Canton CIC Escrow Fund

This fund accounts for money that has been committed to fund the North Canton Community Improvement Corporation (CIC).

CAPITAL PROJECTS FUND

Capital project funds are used to account for and report financial resources that are restricted, committed or assigned to expenditure for capital outlays, including the acquisition or construction of capital facilities and other capital assets. Capital project funds exclude those types of capital-related outflows financed by proprietary funds or for assets that will be held in trust for individuals, private organizations, or other governments. The following is a description of all nonmajor capital project funds:

Nonmajor Capital Projects Fund

Issue II Fund

This fund accounts for grant monies received from the Ohio Public Works Commission plus City matching funds. Expenditures are restricted to specific projects within the City.

Hoover District Improvement Fund

This fund accounts for revenues that are restricted for the redevelopment of the Hoover District Site.

Indoor Firearms Training Range Improvement Fund

This fund accounts for transfers that are committed to improve the indoor firearms range for the police department.

CITY OF NORTH CANTON, OHIO

COMBINING BALANCE SHEET
NONMAJOR GOVERNMENTAL FUNDS
DECEMBER 31, 2015

	Nonmajor Special Revenue Funds	Nonmajor Capital Projects Fund	Total Nonmajor Governmental Funds
Assets:			
Equity in pooled cash and investments.	\$ 1,988,085	\$ 302,578	\$ 2,290,663
Cash and cash equivalents:			
In segregated accounts	266,877	-	266,877
Receivables:			
Property taxes.	810,043	-	810,043
Accounts	875	-	875
Intergovernmental.	409,604	-	409,604
Materials and supplies inventory	266,002	-	266,002
Prepayments	9,138	-	9,138
	<hr/>	<hr/>	<hr/>
Total assets	\$ 3,750,624	\$ 302,578	\$ 4,053,202
	<hr/>	<hr/>	<hr/>
Liabilities:			
Accounts payable	\$ 121,229	\$ -	\$ 121,229
Accrued wages and benefits payable.	11,190	-	11,190
Intergovernmental payable.	16,128	-	16,128
	<hr/>	<hr/>	<hr/>
Total liabilities	148,547	-	148,547
	<hr/>	<hr/>	<hr/>
Deferred Inflows of Resources:			
Property taxes levied for the next fiscal year	783,228	-	783,228
Delinquent property tax revenue not available . . .	26,815	-	26,815
Intergovernmental revenues not available.	348,709	-	348,709
	<hr/>	<hr/>	<hr/>
Total deferred inflows of resources.	1,158,752	-	1,158,752
	<hr/>	<hr/>	<hr/>
Fund Balances:			
Nonspendable	275,140	-	275,140
Restricted	2,168,185	202,578	2,370,763
Committed.	-	100,000	100,000
	<hr/>	<hr/>	<hr/>
Total fund balances	2,443,325	302,578	2,745,903
	<hr/>	<hr/>	<hr/>
Total liabilities and fund balance	\$ 3,750,624	\$ 302,578	\$ 4,053,202
	<hr/>	<hr/>	<hr/>

CITY OF NORTH CANTON, OHIO

COMBINING STATEMENT OF REVENUES, EXPENDITURES AND CHANGES IN FUND BALANCES
NONMAJOR GOVERNMENTAL FUNDS
FOR THE YEAR ENDED DECEMBER 31, 2015

	Nonmajor Special Revenue Funds	Nonmajor Capital Projects Fund	Other Governmental Funds
Revenues:			
Property taxes	\$ 788,375	\$ -	\$ 788,375
Charges for services	100	-	100
Fines and forfeitures	175,418	-	175,418
Intergovernmental	869,973	65,920	935,893
Interest	6	-	6
Contributions and donations	54,421	-	54,421
Other	43,427	-	43,427
Total revenues	<u>1,931,720</u>	<u>65,920</u>	<u>1,997,640</u>
Expenditures:			
Current:			
General government	163,125	-	163,125
Security of persons and property:			
Police	529,909	-	869
Fire	262,852	-	529,909
Public health and welfare	12,898	-	12,898
Transportation	1,541,004	-	1,541,004
Economic development	-	313,143	313,143
Basic utility services	869	-	262,852
Total expenditures	<u>2,510,657</u>	<u>313,143</u>	<u>2,823,800</u>
Excess of expenditures over revenues	<u>(578,937)</u>	<u>(247,223)</u>	<u>(826,160)</u>
Other financing sources (uses):			
Sale of capital assets	27,303	-	27,303
Transfers in	925,000	100,000	1,025,000
Transfers out	<u>(33,500)</u>	<u>(263,357)</u>	<u>(296,857)</u>
Total other financing sources (uses)	<u>918,803</u>	<u>(163,357)</u>	<u>755,446</u>
Net change in fund balances	339,866	(410,580)	(70,714)
Fund balances at beginning of year	<u>2,103,459</u>	<u>713,158</u>	<u>2,816,617</u>
Fund balances at end of year	<u>\$ 2,443,325</u>	<u>\$ 302,578</u>	<u>\$ 2,745,903</u>

CITY OF NORTH CANTON, OHIO

COMBINING BALANCE SHEET
NONMAJOR SPECIAL REVENUE FUNDS
DECEMBER 31, 2015

	Fire Operating Levy	Computer	Enforcement and Education	Street Construction, Maintenance and Repair
Assets:				
Equity in pooled cash and investments	\$ 273,944	\$ 9,658	\$ 14,220	\$ 536,870
Cash and cash equivalents:				
In segregated accounts	-	-	-	-
Receivables:				
Property taxes.	162,007	-	-	-
Accounts	-	760	115	-
Intergovernmental.	11,363	-	-	352,793
Materials and supplies inventory	-	-	-	266,002
Prepayments	4,167	-	-	4,684
	<hr/>	<hr/>	<hr/>	<hr/>
Total assets	<u>\$ 451,481</u>	<u>\$ 10,418</u>	<u>\$ 14,335</u>	<u>\$ 1,160,349</u>
 Liabilities:				
Accounts payable.	\$ 4,852	\$ 2,562	\$ -	\$ 83,916
Accrued wages and benefits	7,541	-	-	3,649
Intergovernmental payable	10,123	-	-	6,005
	<hr/>	<hr/>	<hr/>	<hr/>
Total liabilities.	<u>22,516</u>	<u>2,562</u>	<u>-</u>	<u>93,570</u>
 Deferred Inflows of Resources:				
Property taxes levied for the next fiscal year	156,644	-	-	-
Delinquent property tax revenue not available . . .	5,363	-	-	-
Intergovernmental revenues not available	11,363	-	-	291,898
	<hr/>	<hr/>	<hr/>	<hr/>
Total deferred inflows of resources	<u>173,370</u>	<u>-</u>	<u>-</u>	<u>291,898</u>
 Fund Balances:				
Nonspendable	4,167	-	-	270,686
Restricted	251,428	7,856	14,335	504,195
	<hr/>	<hr/>	<hr/>	<hr/>
Total fund balances	<u>255,595</u>	<u>7,856</u>	<u>14,335</u>	<u>774,881</u>
	<hr/>	<hr/>	<hr/>	<hr/>
Total liabilities and fund balance.	<u>\$ 451,481</u>	<u>\$ 10,418</u>	<u>\$ 14,335</u>	<u>\$ 1,160,349</u>

Storm Sewer Levy	Street Levy	Municipal Road	General Trust	Law Enforcement Trust
\$ 846,956	\$ 298,507	\$ 1,780	\$ -	\$ -
-	-	-	221,262	38,258
324,018	324,018	-	-	-
-	-	-	-	-
22,724	22,724	-	-	-
-	-	-	-	-
287	-	-	-	-
<u>\$ 1,193,985</u>	<u>\$ 645,249</u>	<u>\$ 1,780</u>	<u>\$ 221,262</u>	<u>\$ 38,258</u>
\$ 4,808	\$ 25,091	\$ -	\$ -	\$ -
-	-	-	-	-
-	-	-	-	-
<u>4,808</u>	<u>25,091</u>	<u>-</u>	<u>-</u>	<u>-</u>
313,292	313,292	-	-	-
10,726	10,726	-	-	-
22,724	22,724	-	-	-
<u>346,742</u>	<u>346,742</u>	<u>-</u>	<u>-</u>	<u>-</u>
287	-	-	-	-
842,148	273,416	1,780	221,262	38,258
<u>842,435</u>	<u>273,416</u>	<u>1,780</u>	<u>221,262</u>	<u>38,258</u>
<u>\$ 1,193,985</u>	<u>\$ 645,249</u>	<u>\$ 1,780</u>	<u>\$ 221,262</u>	<u>\$ 38,258</u>

-- Continued

CITY OF NORTH CANTON, OHIO

COMBINING BALANCE SHEET
NONMAJOR SPECIAL REVENUE FUNDS (CONTINUED)
DECEMBER 31, 2015

	Continuing Professional Education	Community Disaster Relief	Mayor's Court	Total Nonmajor Special Revenue Funds
Assets:				
Equity in pooled cash and investments	\$ 4,780	\$ -	\$ 1,370	\$ 1,988,085
Cash and cash equivalents:				
In segregated accounts	-	7,357	-	266,877
Receivables:				
Property taxes.	-	-	-	810,043
Accounts	-	-	-	875
Intergovernmental.	-	-	-	409,604
Materials and supplies inventory	-	-	-	266,002
Prepayments	-	-	-	9,138
Total assets	<u>\$ 4,780</u>	<u>\$ 7,357</u>	<u>\$ 1,370</u>	<u>\$ 3,750,624</u>
Liabilities:				
Accounts payable.	\$ -	\$ -	\$ -	\$ 121,229
Accrued wages and benefits	-	-	-	11,190
Intergovernmental payable	-	-	-	16,128
Total liabilities.	<u>-</u>	<u>-</u>	<u>-</u>	<u>148,547</u>
Deferred Inflows of Resources:				
Property taxes levied for the next fiscal year	-	-	-	783,228
Delinquent property tax revenue not available	-	-	-	26,815
Intergovernmental revenues not available	-	-	-	348,709
Total deferred inflows of resources	<u>-</u>	<u>-</u>	<u>-</u>	<u>1,158,752</u>
Fund Balances:				
Nonspendable	-	-	-	275,140
Restricted	<u>4,780</u>	<u>7,357</u>	<u>1,370</u>	<u>2,168,185</u>
Total fund balances	<u>4,780</u>	<u>7,357</u>	<u>1,370</u>	<u>2,443,325</u>
Total liabilities and fund balance.	<u>\$ 4,780</u>	<u>\$ 7,357</u>	<u>\$ 1,370</u>	<u>\$ 3,750,624</u>

THIS PAGE IS INTENTIONALLY LEFT BLANK

CITY OF NORTH CANTON, OHIO

COMBINING STATEMENT OF REVENUES, EXPENDITURES
AND CHANGES IN FUND BALANCES
NONMAJOR SPECIAL REVENUE FUNDS
FOR THE YEAR ENDED DECEMBER 31, 2015

	Fire Operating Levy	Computer	Enforcement and Education	Street Construction, Maintenance and Repair
Revenues:				
Property taxes	\$ 155,705	\$ -	\$ -	\$ -
Charges for services	100	-	-	-
Fines and forfeitures	-	13,358	1,746	-
Intergovernmental	23,649	-	-	749,652
Interest	-	-	-	-
Contributions and donations	-	-	-	-
Other	10,003	-	-	33,424
Total revenues	189,457	13,358	1,746	783,076
Expenditures:				
Current:				
General government	-	7,745	-	-
Security of persons and property:				
Police	-	-	869	-
Fire	515,270	-	-	-
Public health and welfare	-	-	-	-
Transportation	-	-	-	910,731
Basic utility services	-	-	-	-
Total expenditures	515,270	7,745	869	910,731
Excess (deficiency) of revenues over (under) expenditures	(325,813)	5,613	877	(127,655)
Other financing sources (uses):				
Sale of capital assets	-	-	-	27,303
Transfers in	400,000	-	-	180,000
Transfers out	(13,700)	-	-	(19,800)
Total other financing sources (uses)	386,300	-	-	187,503
Net change in fund balances	60,487	5,613	877	59,848
Fund balances at beginning of year	195,108	2,243	13,458	715,033
Fund balances at end of year	\$ 255,595	\$ 7,856	\$ 14,335	\$ 774,881

Storm Sewer Levy	Street Levy	Municipal Road	General Trust	Law Enforcement Trust
\$ 316,346	\$ 316,324	\$ -	\$ -	\$ -
-	-	-	-	-
-	-	-	-	7,852
47,296	47,296	-	-	-
-	-	-	-	-
-	-	-	54,421	-
-	-	-	-	-
<u>363,642</u>	<u>363,620</u>	<u>-</u>	<u>54,421</u>	<u>7,852</u>
-	-	-	-	-
-	-	-	-	-
-	-	-	14,639	-
-	-	-	12,898	-
-	630,273	-	-	-
262,852	-	-	-	-
<u>262,852</u>	<u>630,273</u>	<u>-</u>	<u>27,537</u>	<u>-</u>
100,790	(266,653)	-	26,884	7,852
-	-	-	-	-
345,000	-	-	-	-
-	-	-	-	-
<u>345,000</u>	<u>-</u>	<u>-</u>	<u>-</u>	<u>-</u>
445,790	(266,653)	-	26,884	7,852
396,645	540,069	1,780	194,378	30,406
<u>\$ 842,435</u>	<u>\$ 273,416</u>	<u>\$ 1,780</u>	<u>\$ 221,262</u>	<u>\$ 38,258</u>

-- Continued

CITY OF NORTH CANTON, OHIO

COMBINING STATEMENT OF REVENUES, EXPENDITURES
AND CHANGES IN FUND BALANCES
NONMAJOR SPECIAL REVENUE FUNDS (CONTINUED)
FOR THE YEAR ENDED DECEMBER 31, 2015

	Continuing Professional Education	Community Disaster Relief	Mayor's Court	Total Nonmajor Special Revenue Funds
Revenues:				
Property taxes	\$ -	\$ -	\$ -	\$ 788,375
Charges for services	-	-	-	100
Fines and forfeitures	-	-	152,462	175,418
Intergovernmental	2,080	-	-	869,973
Interest	-	-	6	6
Contributions and donations	-	-	-	54,421
Other	-	-	-	43,427
Total revenues	2,080	-	152,468	1,931,720
Expenditures:				
Current:				
General government	-	-	155,380	163,125
Security of persons and property:				
Police	-	-	-	869
Fire	-	-	-	529,909
Public health and welfare	-	-	-	12,898
Transportation	-	-	-	1,541,004
Basic utility services	-	-	-	262,852
Total expenditures	-	-	155,380	2,510,657
Excess (deficiency) of revenues over (under) expenditures	2,080	-	(2,912)	(578,937)
Other financing sources (uses):				
Sale of capital assets	-	-	-	27,303
Transfers in	-	-	-	925,000
Transfers out	-	-	-	(33,500)
Total other financing sources (uses)	-	-	-	918,803
Net change in fund balances	2,080	-	(2,912)	339,866
Fund balances at beginning of year	2,700	1,370	10,269	2,103,459
Fund balances at end of year	\$ 4,780	\$ 1,370	\$ 7,357	\$ 2,443,325

CITY OF NORTH CANTON, OHIO

SCHEDULE OF REVENUES, EXPENDITURES AND CHANGES IN
FUND BALANCE - BUDGET AND ACTUAL (NON-GAAP BUDGETARY BASIS)

FIRE OPERATING LEVY FUND
FOR THE YEAR ENDED DECEMBER 31, 2015

	Budgeted Amounts		Actual	Variance with Final Budget Positive (Negative)
	Original	Final		
Revenues:				
Property taxes	\$ 156,400	\$ 156,400	\$ 155,705	\$ (695)
Charges for services	-	-	100	100
Intergovernmental	23,390	23,390	23,649	259
Other	-	-	10,003	10,003
Total revenues	<u>179,790</u>	<u>179,790</u>	<u>189,457</u>	<u>9,667</u>
Expenditures:				
Current:				
Security of Person and Property:				
Fire:				
Personal services	492,062	491,719	377,370	114,349
Contract services	180,096	175,943	135,111	40,832
Materials and supplies.	37,760	35,245	24,177	11,068
Capital outlay	7,900	7,900	6,851	1,049
Other.	-	2,760	2,760	-
Total expenditures.	<u>717,818</u>	<u>713,567</u>	<u>546,269</u>	<u>167,298</u>
Excess of expenditures over revenues	<u>(538,028)</u>	<u>(533,777)</u>	<u>(356,812)</u>	<u>176,965</u>
Other financing sources (uses):				
Transfers in	400,000	400,000	400,000	-
Transfers out	<u>(13,700)</u>	<u>(13,700)</u>	<u>(13,700)</u>	-
Total other financing sources (uses).	<u>386,300</u>	<u>386,300</u>	<u>386,300</u>	-
Net change in fund balance	(151,728)	(147,477)	29,488	176,965
Fund balance at beginning of year	217,353	217,353	217,353	-
Prior year encumbrances appropriated	<u>11,188</u>	<u>11,188</u>	<u>11,188</u>	-
Fund balance at end of year	<u>\$ 76,813</u>	<u>\$ 81,064</u>	<u>\$ 258,029</u>	<u>\$ 176,965</u>

CITY OF NORTH CANTON, OHIO

SCHEDULE OF REVENUES, EXPENDITURES AND CHANGES IN
FUND BALANCE - BUDGET AND ACTUAL (NON-GAAP BUDGETARY BASIS)
COMPUTER FUND

FOR THE YEAR ENDED DECEMBER 31, 2015

	<u>Budgeted Amounts</u>		<u>Actual</u>	<u>Variance with Final Budget Positive (Negative)</u>
	<u>Original</u>	<u>Final</u>		
Revenues:				
Fines and forfeitures	\$ 5,300	\$ 5,300	\$ 12,998	\$ 7,698
Total revenues	<u>5,300</u>	<u>5,300</u>	<u>12,998</u>	<u>7,698</u>
Expenditures:				
Current:				
General Government:				
Computer:				
Contract services	5,216	5,216	4,732	484
Materials and supplies.	1,000	1,000	866	134
Capital outlay	<u>2,700</u>	<u>2,700</u>	<u>2,270</u>	<u>430</u>
Total expenditures.	<u>8,916</u>	<u>8,916</u>	<u>7,868</u>	<u>1,048</u>
Net change in fund balance	(3,616)	(3,616)	5,130	8,746
Fund balance at beginning of year	3,973	3,973	3,973	-
Prior year encumbrances appropriated .	<u>216</u>	<u>216</u>	<u>216</u>	<u>-</u>
Fund balance at end of year	<u>\$ 573</u>	<u>\$ 573</u>	<u>\$ 9,319</u>	<u>\$ 8,746</u>

CITY OF NORTH CANTON, OHIO

SCHEDULE OF REVENUES, EXPENDITURES AND CHANGES IN
 FUND BALANCE - BUDGET AND ACTUAL (NON-GAAP BUDGETARY BASIS)
ENFORCEMENT AND EDUCATION FUND
 FOR THE YEAR ENDED DECEMBER 31, 2015

	Budgeted Amounts		Actual	Variance with Final Budget Positive (Negative)
	Original	Final		
Revenues:				
Fines and forfeitures	\$ 1,300	\$ 1,300	\$ 1,856	\$ 556
Total revenues	<u>1,300</u>	<u>1,300</u>	<u>1,856</u>	<u>556</u>
Expenditures:				
Current:				
Security of Persons and Property:				
Police:				
Contract services	4,700	4,700	-	4,700
Materials and supplies.	2,000	2,000	256	1,744
Capital outlay	6,100	6,059	3,172	2,887
Total expenditures.	<u>12,800</u>	<u>12,759</u>	<u>3,428</u>	<u>9,331</u>
Net change in fund balance	(11,500)	(11,459)	(1,572)	9,887
Fund balance at beginning of year	13,192	13,192	13,192	-
Prior year encumbrances appropriated .	<u>2,600</u>	<u>2,600</u>	<u>2,600</u>	<u>-</u>
Fund balance at end of year	<u>\$ 4,292</u>	<u>\$ 4,333</u>	<u>\$ 14,220</u>	<u>\$ 9,887</u>

CITY OF NORTH CANTON, OHIO

SCHEDULE OF REVENUES, EXPENDITURES AND CHANGES IN
 FUND BALANCE - BUDGET AND ACTUAL (NON-GAAP BUDGETARY BASIS)
STREET CONSTRUCTION, MAINTENANCE AND REPAIR FUND
 FOR THE YEAR ENDED DECEMBER 31, 2015

	Budgeted Amounts		Actual	Variance with Final Budget Positive (Negative)
	Original	Final		
Revenues:				
Intergovernmental	\$ 736,000	\$ 736,000	\$ 751,801	\$ 15,801
Other	10,000	10,000	33,424	23,424
Total revenues	<u>746,000</u>	<u>746,000</u>	<u>785,225</u>	<u>39,225</u>
Expenditures:				
Current:				
Transportation:				
Personal services	391,900	391,900	276,152	115,748
Contract services	181,449	291,322	273,235	18,087
Materials and supplies.	609,324	513,512	465,804	47,708
Capital outlay	481,814	450,624	370,234	80,390
Other.	-	500	-	500
Total expenditures.	<u>1,664,487</u>	<u>1,647,858</u>	<u>1,385,425</u>	<u>262,433</u>
Excess expenditures over revenues	<u>(918,487)</u>	<u>(901,858)</u>	<u>(600,200)</u>	<u>301,658</u>
Other financing sources:				
Sale of capital assets	-	55,000	27,303	(27,697)
Transfers in	180,000	180,000	180,000	-
Transfers out	(19,800)	(19,800)	(19,800)	-
Total other financing sources.	<u>160,200</u>	<u>215,200</u>	<u>187,503</u>	<u>(27,697)</u>
Net change in fund balance	(758,287)	(686,658)	(412,697)	273,961
Fund balance at beginning of year	477,802	477,802	477,802	-
Prior year encumbrances appropriated .	225,902	225,902	225,902	-
Fund balance (deficit) at end of year. . .	<u>\$ (54,583)</u>	<u>\$ 17,046</u>	<u>\$ 291,007</u>	<u>\$ 273,961</u>

CITY OF NORTH CANTON, OHIO

SCHEDULE OF REVENUES, EXPENDITURES AND CHANGES IN
 FUND BALANCE - BUDGET AND ACTUAL (NON-GAAP BUDGETARY BASIS)
STORM SEWER LEVY FUND
 FOR THE YEAR ENDED DECEMBER 31, 2015

	Budgeted Amounts		Actual	Variance with Final Budget Positive (Negative)
	Original	Final		
Revenues:				
Property taxes	\$ 312,000	\$ 312,000	\$ 316,346	\$ 4,346
Intergovernmental	47,580	47,580	47,296	(284)
Total revenues	<u>359,580</u>	<u>359,580</u>	<u>363,642</u>	<u>4,062</u>
Expenditures:				
Current:				
Basic Utility Services:				
Storm Sewers:				
Personal services	55,000	55,000	55,000	-
Contract services	937,028	937,028	427,100	509,928
Materials and supplies.	10,440	10,432	9,913	519
Capital outlay	50,040	50,040	450	49,590
Total expenditures.	<u>1,052,508</u>	<u>1,052,500</u>	<u>492,463</u>	<u>560,037</u>
Excess (deficiency) of revenues over (under) expenditures.	<u>(692,928)</u>	<u>(692,920)</u>	<u>(128,821)</u>	<u>564,099</u>
Other financing sources (uses):				
Transfers in	345,000	345,000	345,000	-
Total other financing sources (uses).	<u>345,000</u>	<u>345,000</u>	<u>345,000</u>	<u>-</u>
Net change in fund balance	(347,928)	(347,920)	216,179	564,099
Fund balance at beginning of year	329,559	329,559	329,559	-
Prior year encumbrances appropriated	79,908	79,908	79,908	-
Fund balance at end of year	<u>\$ 61,539</u>	<u>\$ 61,547</u>	<u>\$ 625,646</u>	<u>\$ 564,099</u>

CITY OF NORTH CANTON, OHIO

SCHEDULE OF REVENUES, EXPENDITURES AND CHANGES IN
FUND BALANCE - BUDGET AND ACTUAL (NON-GAAP BUDGETARY BASIS)

STREET LEVY FUND

FOR THE YEAR ENDED DECEMBER 31, 2015

	Budgeted Amounts		Actual	Variance with Final Budget Positive (Negative)
	Original	Final		
Revenues:				
Property taxes	\$ 312,000	\$ 312,000	\$ 316,324	\$ 4,324
Intergovernmental	47,580	47,580	47,296	(284)
Total revenues	359,580	359,580	363,620	4,040
Expenditures:				
Current:				
Transportation:				
Streets, Sidewalks, and Maintenance:				
Personal services	55,000	55,000	55,000	-
Contract services	760,240	759,240	724,144	35,096
Materials and supplies.	2,300	2,300	-	2,300
Capital outlay	450	450	450	-
Total expenditures.	817,990	816,990	779,594	37,396
Net change in fund balance	(458,410)	(457,410)	(415,974)	41,436
Fund balance at beginning of year	104,479	104,479	104,479	-
Prior year encumbrances appropriated .	435,590	435,590	435,590	-
Fund balance at end of year	\$ 81,659	\$ 82,659	\$ 124,095	\$ 41,436

CITY OF NORTH CANTON, OHIO

SCHEDULE OF REVENUES, EXPENDITURES AND CHANGES IN
 FUND BALANCE - BUDGET AND ACTUAL (NON-GAAP BUDGETARY BASIS)
MUNICIPAL ROAD FUND
 FOR THE YEAR ENDED DECEMBER 31, 2015

	<u>Budgeted Amounts</u>		<u>Actual</u>	<u>Variance with Final Budget Positive (Negative)</u>
	<u>Original</u>	<u>Final</u>		
Revenues:				
Intergovernmental	\$ 150,000	\$ 150,000	\$ -	\$ (150,000)
Total revenues	<u>150,000</u>	<u>150,000</u>	<u>-</u>	<u>(150,000)</u>
Expenditures:				
Current:				
Transportation:				
Streets, Sidewalks, and Maintenance:				
Contract services	150,000	150,000	-	150,000
Total expenditures.	<u>150,000</u>	<u>150,000</u>	<u>-</u>	<u>150,000</u>
Net change in fund balance	-	-	-	-
Fund balance at beginning of year	<u>1,780</u>	<u>1,780</u>	<u>1,780</u>	<u>-</u>
Fund balance at end of year	<u>\$ 1,780</u>	<u>\$ 1,780</u>	<u>\$ 1,780</u>	<u>\$ -</u>

CITY OF NORTH CANTON, OHIO

SCHEDULE OF REVENUES, EXPENDITURES AND CHANGES IN
 FUND BALANCE - BUDGET AND ACTUAL (NON-GAAP BUDGETARY BASIS)
GENERAL TRUST FUND
 FOR THE YEAR ENDED DECEMBER 31, 2015

	Budgeted Amounts		Actual	Variance with Final Budget Positive (Negative)
	Original	Final		
Revenues:				
Contributions and donations	\$ 26,933	\$ 26,933	\$ 54,421	\$ 27,488
Total revenues	<u>26,933</u>	<u>26,933</u>	<u>54,421</u>	<u>27,488</u>
Expenditures:				
Current:				
General Government:				
Legislative and Executive:				
Contract services	15,700	15,700	-	15,700
Total General Government	<u>15,700</u>	<u>15,700</u>	<u>-</u>	<u>15,700</u>
Security of Persons and Property:				
Police:				
Contract services	6,011	6,011	-	6,011
Total police	<u>6,011</u>	<u>6,011</u>	<u>-</u>	<u>6,011</u>
Fire:				
Contract services	23,649	23,619	14,639	8,980
Total fire	<u>23,649</u>	<u>23,619</u>	<u>14,639</u>	<u>8,980</u>
Total Security of Persons and Property	<u>29,660</u>	<u>29,630</u>	<u>14,639</u>	<u>14,991</u>
Public Health and Welfare:				
E.M.S.:				
Contract services	15,198	15,198	12,898	2,300
Total E.M.S.	<u>15,198</u>	<u>15,198</u>	<u>12,898</u>	<u>2,300</u>
Total Public Health and Welfare	<u>15,198</u>	<u>15,198</u>	<u>12,898</u>	<u>2,300</u>
Leisure Time Activities:				
Park Department:				
Contract services	149,356	149,356	-	149,356
Total park department	<u>149,356</u>	<u>149,356</u>	<u>-</u>	<u>149,356</u>
Total Leisure Time Activities	<u>149,356</u>	<u>149,356</u>	<u>-</u>	<u>149,356</u>
Total expenditures	<u>209,914</u>	<u>209,884</u>	<u>27,537</u>	<u>182,347</u>
Net change in fund balance	(182,981)	(182,951)	26,884	209,835
Fund balance at beginning of year	193,948	193,948	193,948	-
Prior year encumbrances appropriated	<u>430</u>	<u>430</u>	<u>430</u>	<u>-</u>
Fund balance at end of year	<u>\$ 11,397</u>	<u>\$ 11,427</u>	<u>\$ 221,262</u>	<u>\$ 209,835</u>

CITY OF NORTH CANTON, OHIO

SCHEDULE OF REVENUES, EXPENDITURES AND CHANGES IN
 FUND BALANCE - BUDGET AND ACTUAL (NON-GAAP BUDGETARY BASIS)
LAW ENFORCEMENT TRUST FUND
 FOR THE YEAR ENDED DECEMBER 31, 2015

	<u>Budgeted Amounts</u>		<u>Actual</u>	<u>Variance with Final Budget Positive (Negative)</u>
	<u>Original</u>	<u>Final</u>		
Revenues:				
Fines and forfeitures	\$ 3,000	\$ 3,000	\$ 7,852	\$ 4,852
Total revenues	<u>3,000</u>	<u>3,000</u>	<u>7,852</u>	<u>4,852</u>
Expenditures:				
Current:				
Security of Persons and Property:				
Police:				
Materials and supplies	30,392	30,392	-	30,392
Total expenditures	<u>30,392</u>	<u>30,392</u>	<u>-</u>	<u>30,392</u>
Net change in fund balance	(27,392)	(27,392)	7,852	35,244
Fund balance at beginning of year	<u>30,406</u>	<u>30,406</u>	<u>30,406</u>	<u>-</u>
Fund balance at end of year	<u>\$ 3,014</u>	<u>\$ 3,014</u>	<u>\$ 38,258</u>	<u>\$ 35,244</u>

CITY OF NORTH CANTON, OHIO

SCHEDULE OF REVENUES, EXPENDITURES AND CHANGES IN
 FUND BALANCE - BUDGET AND ACTUAL (NON-GAAP BUDGETARY BASIS)
CONTINUING PROFESSIONAL EDUCATION FUND
 FOR THE YEAR ENDED DECEMBER 31, 2015

	Budgeted Amounts		Actual	Variance with Final Budget Positive (Negative)
	Original	Final		
Revenues:				
Intergovernmental	\$ -	\$ -	\$ 2,080	\$ 2,080
Total revenues	-	-	2,080	2,080
Expenditures:				
Current:				
Security of Persons and Property:				
Police:				
Contract services	540	540	-	540
Total expenditures	540	540	-	540
Net change in fund balance	(540)	(540)	2,080	2,620
Fund balance at beginning of year	2,700	2,700	2,700	-
Fund balance at end of year	\$ 2,160	\$ 2,160	\$ 4,780	\$ 2,620

CITY OF NORTH CANTON, OHIO

SCHEDULE OF REVENUES, EXPENDITURES AND CHANGES IN
 FUND BALANCE - BUDGET AND ACTUAL (NON-GAAP BUDGETARY BASIS)
COMMUNITY DISASTER RELIEF FUND
 FOR THE YEAR ENDED DECEMBER 31, 2015

	Budgeted Amounts		Actual	Variance with Final Budget Positive (Negative)
	Original	Final		
Revenues:				
Contributions and donations	\$ 300	\$ 300	\$ -	\$ (300)
Total revenues	<u>300</u>	<u>300</u>	<u>-</u>	<u>(300)</u>
Expenditures:				
Current:				
General Government:				
Income Tax Division:				
Contract services	600	600	-	600
Total expenditures	<u>600</u>	<u>600</u>	<u>-</u>	<u>600</u>
Net change in fund balance	(300)	(300)	-	300
Fund balance at beginning of year	<u>1,370</u>	<u>1,370</u>	<u>1,370</u>	<u>-</u>
Fund balance at end of year	<u>\$ 1,070</u>	<u>\$ 1,070</u>	<u>\$ 1,370</u>	<u>\$ 300</u>

CITY OF NORTH CANTON, OHIO

SCHEDULE OF REVENUES, EXPENDITURES AND CHANGES IN
 FUND BALANCE - BUDGET AND ACTUAL (NON-GAAP BUDGETARY BASIS)
INCOME TAX FUND
 FOR THE YEAR ENDED DECEMBER 31, 2015

	<u>Budgeted Amounts</u>		<u>Actual</u>	<u>Variance with Final Budget Positive (Negative)</u>
	<u>Original</u>	<u>Final</u>		
Revenues:				
Income taxes	\$ 462,100	\$ 462,100	\$ 970,468	\$ 508,368
Total revenues	<u>462,100</u>	<u>462,100</u>	<u>970,468</u>	<u>508,368</u>
Expenditures:				
Current:				
General Government:				
Personal services	221,800	221,800	163,527	58,273
Contract services	83,309	71,519	52,822	18,697
Materials and supplies.	679	5,000	1,686	3,314
Capital outlay	6,000	4,573	1,575	2,998
Other.	161,000	162,427	126,356	36,071
Total General Government.	<u>472,788</u>	<u>465,319</u>	<u>345,966</u>	<u>119,353</u>
Total expenditures	<u>472,788</u>	<u>465,319</u>	<u>345,966</u>	<u>119,353</u>
Excess (deficiency) of revenues over (under) expenditures	<u>(10,688)</u>	<u>(3,219)</u>	<u>624,502</u>	<u>627,721</u>
Other financing uses:				
Transfers out	(7,100)	(7,100)	(7,100)	-
Total other financing uses	<u>(7,100)</u>	<u>(7,100)</u>	<u>(7,100)</u>	<u>-</u>
Net change in fund balance	(17,788)	(10,319)	617,402	627,721
Fund balance at beginning of year	2,459,494	2,459,494	2,459,494	-
Prior year encumbrances appropriated .	11,808	11,808	11,808	-
Fund balance at end of year	<u>\$ 2,453,514</u>	<u>\$ 2,460,983</u>	<u>\$ 3,088,704</u>	<u>\$ 627,721</u>

CITY OF NORTH CANTON, OHIO

SCHEDULE OF REVENUES, EXPENDITURES AND CHANGES IN
 FUND BALANCE - BUDGET AND ACTUAL (NON-GAAP BUDGETARY BASIS)
COMPENSATED ABSENCES FUND
 FOR THE YEAR ENDED DECEMBER 31, 2015

	Budgeted Amounts		Actual	Variance with Final Budget Positive (Negative)
	Original	Final		
Expenditures:				
Current:				
General Government:				
Personal services	\$ 114,694	\$ 114,694	\$ -	\$ 114,694
Total General Government.	<u>114,694</u>	<u>114,694</u>	<u>-</u>	<u>114,694</u>
Security of Persons and Property:				
Police:				
Personal services	50,966	50,966	50,956	10
Total Police	<u>50,966</u>	<u>50,966</u>	<u>50,956</u>	<u>10</u>
Fire:				
Personal services	18,443	18,443	-	18,443
Total Fire	<u>18,443</u>	<u>18,443</u>	<u>-</u>	<u>18,443</u>
Total Security of Persons and Property .	<u>69,409</u>	<u>69,409</u>	<u>50,956</u>	<u>18,453</u>
Public Health and Welfare:				
Personal services	70,300	70,300	69,265	1,035
Total Public Health and Welfare	<u>70,300</u>	<u>70,300</u>	<u>69,265</u>	<u>1,035</u>
Community Environment:				
Personal services	850	850	-	850
Total Community Environment.	<u>850</u>	<u>850</u>	<u>-</u>	<u>850</u>
Basic Utilities Services:				
Personal services	114,700	114,700	15,950	98,750
Total Basic Utility Services.	<u>114,700</u>	<u>114,700</u>	<u>15,950</u>	<u>98,750</u>
Leisure Time Activities:				
Personal services	4,950	4,950	-	4,950
Total Leisure Time Activities.	<u>4,950</u>	<u>4,950</u>	<u>-</u>	<u>4,950</u>
Transportation:				
Personal services	42,405	42,405	31,804	10,601
Total Transportation	<u>42,405</u>	<u>42,405</u>	<u>31,804</u>	<u>10,601</u>
Total expenditures	<u>417,308</u>	<u>417,308</u>	<u>167,975</u>	<u>249,333</u>
Excess expenditures over revenues	<u>(417,308)</u>	<u>(417,308)</u>	<u>(167,975)</u>	<u>249,333</u>
Other financing sources:				
Transfers in	424,000	424,000	424,000	-
Total other financing sources.	<u>424,000</u>	<u>424,000</u>	<u>424,000</u>	<u>-</u>
Net change in fund balance	6,692	6,692	256,025	249,333
Fund balance at beginning of year	<u>1,215,926</u>	<u>1,215,926</u>	<u>1,215,926</u>	<u>-</u>
Fund balance at end of year	<u>\$ 1,222,618</u>	<u>\$ 1,222,618</u>	<u>\$ 1,471,951</u>	<u>\$ 249,333</u>

CITY OF NORTH CANTON, OHIO

SCHEDULE OF REVENUES, EXPENDITURES AND CHANGES IN
 FUND BALANCE - BUDGET AND ACTUAL (NON-GAAP BUDGETARY BASIS)
NORTH CANTON CIC ESCROW FUND
 FOR THE YEAR ENDED DECEMBER 31, 2015

	<u>Budgeted Amounts</u>		<u>Actual</u>	<u>Variance with Final Budget Positive (Negative)</u>
	<u>Original</u>	<u>Final</u>		
Expenditures:				
Current:				
Community Environment:				
Contract services	\$ 100,000	\$ 100,000	\$ 100,000	-
Total Community Environment. . . .	<u>100,000</u>	<u>100,000</u>	<u>100,000</u>	<u>-</u>
Total expenditures	<u>100,000</u>	<u>100,000</u>	<u>100,000</u>	<u>-</u>
Net change in fund balance	(100,000)	(100,000)	(100,000)	-
Fund balance at beginning of year	<u>357,000</u>	<u>357,000</u>	<u>357,000</u>	<u>-</u>
Fund balance at end of year	<u><u>\$ 257,000</u></u>	<u><u>\$ 257,000</u></u>	<u><u>\$ 257,000</u></u>	<u><u>\$ -</u></u>

CITY OF NORTH CANTON, OHIO

COMBINING BALANCE SHEET
NONMAJOR CAPITAL PROJECTS FUNDS
FOR THE YEAR ENDED DECEMBER 31, 2015

	<u>Issue II</u>	<u>Indoor Firearms Training Range Improvement</u>	<u>Total Nonmajor Capital Projects Funds</u>
Assets:			
Equity in pooled cash and investments.	\$ 202,578	\$ 100,000	\$ 302,578
Total assets.	<u>\$ 202,578</u>	<u>\$ 100,000</u>	<u>\$ 302,578</u>
Fund Balances:			
Restricted.	202,578	-	202,578
Committed	-	100,000	100,000
Total fund balances	<u>202,578</u>	<u>100,000</u>	<u>302,578</u>
Total liabilities and fund balance.	<u>\$ 202,578</u>	<u>\$ 100,000</u>	<u>\$ 202,578</u>

CITY OF NORTH CANTON, OHIO

COMBINING STATEMENT OF REVENUES, EXPENDITURES
AND CHANGES IN FUND BALANCES
NONMAJOR CAPITAL PROJECTS FUNDS
FOR THE YEAR ENDED DECEMBER 31, 2015

	<u>Issue II</u>	<u>Hoover District Improvement</u>	<u>Indoor Firearms Training Range Improvement</u>	<u>Total Nonmajor Capital Projects Funds</u>
Revenues:				
Intergovernmental	\$ -	\$ 65,920	\$ -	\$ 65,920
Total revenues	<u>-</u>	<u>65,920</u>	<u>-</u>	<u>65,920</u>
Expenditures:				
Current:				
Economic development	-	313,143	-	313,143
Total expenditures	<u>-</u>	<u>313,143</u>	<u>-</u>	<u>313,143</u>
Excess of expenditures over revenues	<u>-</u>	<u>(247,223)</u>	<u>-</u>	<u>(247,223)</u>
Other financing sources (uses):				
Transfers in	-	-	100,000	100,000
Transfers out	<u>-</u>	<u>(263,357)</u>	<u>-</u>	<u>(263,357)</u>
Total other financing sources (uses)	<u>-</u>	<u>(263,357)</u>	<u>100,000</u>	<u>(163,357)</u>
Net change in fund balances	-	(510,580)	100,000	(410,580)
Fund balances at beginning of year	<u>202,578</u>	<u>510,580</u>	<u>-</u>	<u>713,158</u>
Fund balances at end of year	<u>\$ 202,578</u>	<u>\$ -</u>	<u>\$ 100,000</u>	<u>\$ 302,578</u>

CITY OF NORTH CANTON, OHIO

SCHEDULE OF REVENUES, EXPENDITURES AND CHANGES IN
 FUND BALANCE - BUDGET AND ACTUAL (NON-GAAP BUDGETARY BASIS)

ISSUE II FUND

FOR THE YEAR ENDED DECEMBER 31, 2015

	<u>Budgeted Amounts</u>		<u>Actual</u>	Variance with Final Budget Positive (Negative)
	<u>Original</u>	<u>Final</u>		
Fund balance at beginning of year	\$ 202,578	\$ 202,578	\$ 202,578	\$ -
Fund balance at end of year.	<u>\$ 202,578</u>	<u>\$ 202,578</u>	<u>\$ 202,578</u>	<u>\$ -</u>

CITY OF NORTH CANTON, OHIO

SCHEDULE OF REVENUES, EXPENDITURES AND CHANGES IN
 FUND BALANCE - BUDGET AND ACTUAL (NON-GAAP BUDGETARY BASIS)
HOOVER DISTRICT IMPROVEMENT FUND
 FOR THE YEAR ENDED DECEMBER 31, 2015

	<u>Budgeted Amounts</u>		<u>Actual</u>	<u>Variance with Final Budget Positive (Negative)</u>
	<u>Original</u>	<u>Final</u>		
Revenues:				
Intergovernmental	\$ 161,000	\$ 65,920	\$ 65,920	\$ -
Total revenues	<u>161,000</u>	<u>65,920</u>	<u>65,920</u>	<u>-</u>
Expenditures:				
Current:				
Economic Development:				
Contract services	249,482	401,625	401,625	-
Total expenditures	<u>249,482</u>	<u>401,625</u>	<u>401,625</u>	<u>-</u>
Excess of expenditures over revenues.	<u>(88,482)</u>	<u>(335,705)</u>	<u>(335,705)</u>	<u>-</u>
Other financing uses:				
Transfers out.	-	(263,357)	(263,357)	-
Total other financing uses.	<u>-</u>	<u>(263,357)</u>	<u>(263,357)</u>	<u>-</u>
Net change in fund balance	(88,482)	(599,062)	(599,062)	-
Fund balance at beginning of year. . . .	510,580	510,580	510,580	-
Prior year encumbrances appropriated .	<u>88,482</u>	<u>88,482</u>	<u>88,482</u>	<u>-</u>
Fund balance at end of year	<u>\$ 510,580</u>	<u>\$ -</u>	<u>\$ -</u>	<u>\$ -</u>

CITY OF NORTH CANTON, OHIO

SCHEDULE OF REVENUES, EXPENDITURES AND CHANGES IN
 FUND BALANCE - BUDGET AND ACTUAL (NON-GAAP BUDGETARY BASIS)
INDOOR FIREARMS TRAINING RANGE IMPROVEMENT FUND
 FOR THE YEAR ENDED DECEMBER 31, 2015

	<u>Budgeted Amounts</u>		<u>Actual</u>	<u>Variance with Final Budget Positive (Negative)</u>
	<u>Original</u>	<u>Final</u>		
Expenditures:				
Capital Outlay:				
Capital outlay	\$ 100,000	\$ 100,000	\$ -	\$ 100,000
Total capital outlay	<u>100,000</u>	<u>100,000</u>	<u>-</u>	<u>100,000</u>
Total expenditures	<u>100,000</u>	<u>100,000</u>	<u>-</u>	<u>100,000</u>
Excess of expenditures over revenues . .	<u>(100,000)</u>	<u>(100,000)</u>	<u>-</u>	<u>100,000</u>
Other financing sources:				
Transfers in	<u>100,000</u>	<u>100,000</u>	<u>100,000</u>	<u>-</u>
Total other financing sources	<u>100,000</u>	<u>100,000</u>	<u>100,000</u>	<u>-</u>
Net change in fund balance	-	-	100,000	100,000
Fund balance at beginning of year	<u>-</u>	<u>-</u>	<u>-</u>	<u>-</u>
Fund balance at end of year	<u>\$ -</u>	<u>\$ -</u>	<u>\$ 100,000</u>	<u>\$ 100,000</u>

CITY OF NORTH CANTON, OHIO

**INDIVIDUAL FUND SCHEDULES
FUND DESCRIPTIONS - PROPRIETARY FUNDS**

ENTERPRISE FUNDS

Enterprise funds are used to account for the financing of costs (expenses, including depreciation) of providing goods or services to the general public on a continuing basis that are financed or recovered primarily through user charges.

INTERNAL SERVICE FUNDS

To account for the financing of services provided by one department or agency to other departments or agencies of the City on a cost-reimbursement basis.

Internal Service Fund

Insurance Fund

This fund accounts for the financing of services provided by one department or agency to other departments or agencies of the City on a cost reimbursement basis. The City's internal service fund accounts for a self-insurance program for employee medical/surgical benefits.

CITY OF NORTH CANTON, OHIO

SCHEDULE OF REVENUES, EXPENSES AND CHANGES IN
 FUND EQUITY - BUDGET AND ACTUAL (NON-GAAP BUDGETARY BASIS)
INSURANCE FUND
 FOR THE YEAR ENDED DECEMBER 31, 2015

	<u>Budgeted Amounts</u>		<u>Actual</u>	<u>Variance with Final Budget Positive (Negative)</u>
	<u>Original</u>	<u>Final</u>		
Operating Revenues:				
Charges for services	\$ 1,195,000	\$ 1,195,000	\$ 1,333,522	\$ 138,522
Total operating revenues	<u>1,195,000</u>	<u>1,195,000</u>	<u>1,333,522</u>	<u>138,522</u>
Operating Expenses:				
Contract services	354,718	354,718	271,521	83,197
Claims	1,406,657	1,350,682	1,083,429	267,253
Total operating expenses	<u>1,761,375</u>	<u>1,705,400</u>	<u>1,354,950</u>	<u>350,450</u>
Operating loss/change in fund equity .	(566,375)	(510,400)	(21,428)	488,972
Fund equity at beginning of year	1,022,295	1,022,295	1,022,295	-
Prior year encumbrances appropriated .	<u>56,475</u>	<u>56,475</u>	<u>56,475</u>	<u>-</u>
Fund equity at end of year	<u>\$ 512,395</u>	<u>\$ 568,370</u>	<u>\$ 1,057,342</u>	<u>\$ 488,972</u>

CITY OF NORTH CANTON, OHIO

**INDIVIDUAL FUND SCHEDULES
FUND DESCRIPTIONS - FIDUCIARY FUNDS**

Fiduciary funds are used to account for assets held by the City in a trustee capacity, or as an agency for individuals, private organizations, other governments and/or funds. The following are the City's fiduciary fund types:

Agency Fund

Agency funds maintain assets held by the City as an agent for individuals, private organizations, other governmental units and/or funds. These funds are purely custodial (assets equal liabilities) and therefore do not involve the measurement of results. The following is the City's agency fund.

Deposits and Fees Fund

To account for monies put on deposit with the City in accordance with various City ordinances.

CITY OF NORTH CANTON, OHIO

STATEMENT OF CHANGES IN ASSETS AND LIABILITIES
AGENCY FUND
 FOR THE YEAR ENDED DECEMBER 31, 2015

	Beginning Balance 12/31/2014	Additions	Reductions	Ending Balance 12/31/2015
Deposits and Fees				
Assets:				
Cash and cash equivalents in segregated accounts.	\$ 80,192	\$ 47,831	\$ 33,713	\$ 94,310
Total assets.	<u>\$ 80,192</u>	<u>\$ 47,831</u>	<u>\$ 33,713</u>	<u>\$ 94,310</u>
Liabilities:				
Deposits held and due to others	\$ 80,192	\$ 47,831	\$ 33,713	\$ 94,310
Total liabilities	<u>\$ 80,192</u>	<u>\$ 47,831</u>	<u>\$ 33,713</u>	<u>\$ 94,310</u>

THIS PAGE IS INTENTIONALLY LEFT BLANK



City of North Canton, Ohio



Statistical Section

CITY OF NORTH CANTON, OHIO

**STATISTICAL SECTION
TABLE OF CONTENTS**

This part of the City of North Canton's Comprehensive Annual Financial Report presents detailed information as a context for understanding what the information in the financial statements, note disclosures, and required supplementary information says about the City's overall financial health.

<u>Contents</u>	<u>Page</u>
Financial Trends These schedules contain trend information to help the reader understand how the City's financial performance and well-being have changed over time.	144-155
Revenue Capacity These schedules contain information to help the reader assess the City's most significant local revenue sources, the property tax and the income tax.	156-163
Debt Capacity These schedules present information to help the reader assess the affordability of the City's current levels of outstanding debt and the City's ability to issue additional debt in the future.	164-169
Demographic and Economic Information These schedules offer demographic and economic indicators to help the reader understand the environment within which the City's financial activities take place and to provide information that facilitates comparisons of financial information over time and among governments.	170-173
Operating Information These schedules contain service and infrastructure data to help the reader understand how the information in the City's financial report relates to the services the City provides and the activities it performs.	174-179

Sources: Unless otherwise noted, the information in these schedules is derived from the comprehensive annual financial reports for the relevant year.

CITY OF NORTH CANTON, OHIO

NET POSITION BY COMPONENT
LAST TEN YEARS
(ACCRUAL BASIS OF ACCOUNTING)

	<u>2015</u>	<u>2014 (4)</u>	<u>2013 (3)</u>	<u>2012</u>
Governmental Activities				
Net investment in capital assets	\$ 31,398,690	\$ 31,628,172	\$ 30,087,393	\$ 30,162,804
Restricted for:				
Capital projects	302,578	713,158	202,578	202,578
Street construction, maintenance and repair	-	-	-	-
Emergency medical services	-	-	-	-
Fire operations	-	-	-	-
Computer systems	7,856	2,243	9,249	12,430
Security of persons and property - police	57,373	46,564	41,790	41,628
Security of persons and property - fire	150,299	211,861	116,726	17,036
Public health and welfare	1,370	530,811	572,499	296,690
Transportation	1,183,270	1,580,377	1,215,859	1,207,215
Basic utilities	875,885	430,153	536,338	535,373
General trust	221,262	194,378	190,613	48,884
Mayors Court	7,357	10,269	12,038	13,957
Storm sewer	-	-	-	-
Donations and supplies	-	-	-	-
Other purposes	-	-	-	-
Unrestricted	8,810,236	6,443,087	9,267,304	7,644,922
Total governmental activities net position	<u>\$ 43,016,176</u>	<u>\$ 41,791,073</u>	<u>\$ 42,252,387</u>	<u>\$ 40,183,517</u>
Business-type Activities				
Net investment in capital assets	\$ 28,680,671	\$ 27,533,121	\$ 26,626,707	\$ 26,042,734
Unrestricted	7,300,889	7,074,176	7,952,328	7,523,687
Total business-type activities net position	<u>\$ 35,981,560</u>	<u>\$ 34,607,297</u>	<u>\$ 34,579,035</u>	<u>\$ 33,566,421</u>
Total Primary Government				
Net investment in capital assets	\$ 60,079,361	\$ 59,161,293	\$ 56,714,100	\$ 56,205,538
Restricted	2,807,250	3,719,814	2,897,690	2,375,791
Unrestricted	16,111,125	13,517,263	17,219,632	15,168,609
Total primary government net position	<u>\$ 78,997,736</u>	<u>\$ 76,398,370</u>	<u>\$ 76,831,422</u>	<u>\$ 73,749,938</u>

Source: City financial records.

- (1) Amounts have been restated to reflect 2008's presentation.
- (2) Amounts have been restated to reflect a restatement related to GASB Statement No. 65.
- (3) Amounts have been restated to reflect a restatement.
- (4) Amounts have been restated to reflect a restatement related to GASB Statement No. 68 & 71.

<u>2011 (2)</u>	<u>2010</u>	<u>2009</u>	<u>2008</u>	<u>2007 (1)</u>	<u>2006</u>
\$ 28,206,677	\$ 28,683,552	\$ 28,598,354	\$ 28,494,366	\$ 27,680,040	\$ 26,870,342
164,021	1,843,983	1,057,592	976,112	2,364,897	1,859,062
-	1,134,308	1,042,924	774,996	651,009	854,455
-	190,534	190,303	128,653	235,207	205,388
-	133,317	95,270	44,003	-	17,550
15,834	22,113	15,472	34,987	14,502	13,719
95,411	-	-	-	-	-
-	-	-	-	-	-
-	-	-	-	-	-
1,304,606	-	-	-	-	-
479,041	-	-	-	-	-
15,951	-	-	-	-	-
1,840	-	-	-	-	-
-	535,073	483,356	524,203	526,185	349,624
-	16,830	32,363	17,062	35,054	36,864
-	27,933	36,808	17,822	6,858	6,614
6,461,011	1,311,616	2,053,244	3,252,531	3,245,584	5,070,626
<u>\$ 36,744,392</u>	<u>\$ 33,899,259</u>	<u>\$ 33,605,686</u>	<u>\$ 34,264,735</u>	<u>\$ 34,759,336</u>	<u>\$ 35,284,244</u>
\$ 25,897,087	\$ 25,702,585	\$ 25,353,521	\$ 24,501,565	\$ 24,165,821	\$ 22,808,223
6,580,867	5,699,657	4,524,526	4,781,693	3,842,872	4,053,862
<u>\$ 32,477,954</u>	<u>\$ 31,402,242</u>	<u>\$ 29,878,047</u>	<u>\$ 29,283,258</u>	<u>\$ 28,008,693</u>	<u>\$ 26,862,085</u>
\$ 54,103,764	\$ 54,386,137	\$ 53,951,875	\$ 52,995,931	\$ 51,845,861	\$ 49,678,565
2,076,704	3,904,091	2,954,088	2,517,838	3,833,712	3,343,276
13,041,878	7,011,273	6,577,770	8,034,224	7,088,456	9,124,488
<u>\$ 69,222,346</u>	<u>\$ 65,301,501</u>	<u>\$ 63,483,733</u>	<u>\$ 63,547,993</u>	<u>\$ 62,768,029</u>	<u>\$ 62,146,329</u>

CITY OF NORTH CANTON, OHIO

CHANGES IN NET POSITION
LAST TEN YEARS
(ACCRUAL BASIS OF ACCOUNTING)

	<u>2015</u>	<u>2014</u>	<u>2013</u>	<u>2012</u>
Program Revenues:				
Governmental activities				
Charges for services:				
General government	\$ 349,591	\$ 389,409	\$ 461,653	\$ 381,444
Security of persons and property:				
Police	17,119	13,069	18,814	11,298
Fire	100	430	-	-
Public health and welfare	470,156	551,809	599,043	498,983
Community environment	467,586	397,787	304,774	261,986
Leisure time activities	134,058	301,977	288,350	355,269
Subtotal - charges for services	<u>1,438,610</u>	<u>1,654,481</u>	<u>1,672,634</u>	<u>1,508,980</u>
Operating grants and contributions				
General government	6	5	6	8
Security of persons and property:				
Police	2,080	2,608	134,370	10,296
Fire	38,934	16,854	12,686	29,619
Public health and welfare	26,693	54,123	12,798	286,753
Transportation	784,987	780,991	878,888	869,781
Leisure time activities	-	1,282	31,918	-
Economic development	-	-	-	-
Basic utility services	-	702	670	335
Subtotal - operating grants and contributions	<u>852,700</u>	<u>856,565</u>	<u>1,071,336</u>	<u>1,196,792</u>
Capital grants and contributions				
Security of persons and property:				
Fire	-	-	-	-
Transportation	1,127,854	994,073	1,793,398	3,102,193
Leisure time activities	-	-	-	-
Economic development	65,920	2,331,548	-	-
Subtotal - capital grants and contributions	<u>1,193,774</u>	<u>3,325,621</u>	<u>1,793,398</u>	<u>3,102,193</u>
Total governmental activities program revenues	<u>3,485,084</u>	<u>5,836,667</u>	<u>4,537,368</u>	<u>5,807,965</u>
Business-type activities:				
Charges for services:				
Water	6,818,684	6,404,161	6,150,482	6,051,273
Sewer	2,910,360	2,830,415	2,854,520	2,773,669
Garbage	895,826	897,523	883,742	881,780
Subtotal - charges for services	<u>10,624,870</u>	<u>10,132,099</u>	<u>9,888,744</u>	<u>9,706,722</u>
Operating grants and contributions:				
Garbage	66,227	56,867	28,371	39,998
Subtotal - operating grants and contributions	<u>66,227</u>	<u>56,867</u>	<u>28,371</u>	<u>39,998</u>
Capital grants and contributions:				
Water	-	-	-	-
Sewer	-	-	-	-
Subtotal - capital grants and contributions	<u>-</u>	<u>-</u>	<u>-</u>	<u>-</u>
Total business-type activities program revenues	<u>10,691,097</u>	<u>10,188,966</u>	<u>9,917,115</u>	<u>9,746,720</u>
Total primary government	<u>\$ 14,176,181</u>	<u>\$ 16,025,633</u>	<u>\$ 14,454,483</u>	<u>\$ 15,554,685</u>

<u>2011 (1)</u>	<u>2010</u>	<u>2009</u>	<u>2008</u>	<u>2007</u>	<u>2006</u>
\$ 316,780	\$ 306,383	\$ 361,766	\$ 236,634	\$ 206,652	\$ 196,809
23,934	14,976	22,274	8,006	7,213	9,779
-	340	-	-	-	-
528,999	458,502	416,579	231,002	352,106	311,999
194,781	178,145	193,024	154,156	119,756	131,988
376,177	384,118	329,340	389,748	375,713	379,916
<u>1,440,671</u>	<u>1,342,464</u>	<u>1,322,983</u>	<u>1,019,546</u>	<u>1,061,440</u>	<u>1,030,491</u>
6	6	-	42,885	-	-
3,818	-	3,146	8,948	722	16,964
92,010	6	289	2,459	17,468	3,300
24	50,211	3,330	266	33,246	7,000
740,998	905,023	681,889	841,285	712,773	539,001
198	-	350	501	-	-
-	-	4,197,409	-	-	-
-	29,995	448,424	-	54,906	-
<u>837,054</u>	<u>985,241</u>	<u>5,334,837</u>	<u>896,344</u>	<u>819,115</u>	<u>566,265</u>
-	-	-	-	-	36,536
1,089,922	762,392	491,915	36,818	1,220,785	3,037,809
-	-	-	32,245	-	-
-	-	-	-	-	-
<u>1,089,922</u>	<u>762,392</u>	<u>491,915</u>	<u>69,063</u>	<u>1,220,785</u>	<u>3,074,345</u>
<u>3,367,647</u>	<u>3,090,097</u>	<u>7,149,735</u>	<u>1,984,953</u>	<u>3,101,340</u>	<u>4,671,101</u>
5,891,652	5,898,393	5,885,354	5,949,012	5,740,648	5,181,984
2,729,854	2,431,111	2,286,131	2,167,750	2,063,478	2,239,988
845,184	811,940	812,774	759,547	708,666	634,144
<u>9,466,690</u>	<u>9,141,444</u>	<u>8,984,259</u>	<u>8,876,309</u>	<u>8,512,792</u>	<u>8,056,116</u>
38,498	51,768	49,802	63,655	61,800	60,000
<u>38,498</u>	<u>51,768</u>	<u>49,802</u>	<u>63,655</u>	<u>61,800</u>	<u>60,000</u>
-	240,000	65,702	188,670	588,162	513,604
-	359,520	-	-	42,215	308,369
-	<u>599,520</u>	<u>65,702</u>	<u>188,670</u>	<u>630,377</u>	<u>821,973</u>
9,505,188	9,792,732	9,099,763	9,128,634	9,204,969	8,938,089
<u>\$ 12,872,835</u>	<u>\$ 12,882,829</u>	<u>\$ 16,249,498</u>	<u>\$ 11,113,587</u>	<u>\$ 12,306,309</u>	<u>\$ 13,609,190</u>

(Continued)

CITY OF NORTH CANTON, OHIO

CHANGES IN NET POSITION (CONTINUED)
LAST TEN YEARS
(ACCRUAL BASIS OF ACCOUNTING)

	<u>2015</u>	<u>2014</u>	<u>2013</u>	<u>2012</u>
Expenses:				
Governmental Activities				
General government	\$ 1,820,019	\$ 1,797,198	\$ 1,916,122	\$ 1,914,208
Security of persons and property:				
Police	3,346,255	3,026,167	3,209,466	3,184,475
Fire	637,260	561,489	663,161	731,977
Public health and welfare	1,584,397	1,660,454	1,500,576	1,690,461
Transportation	3,180,380	1,936,292	3,574,374	3,333,527
Community environment	541,360	442,474	402,156	416,531
Leisure time activities	754,631	867,399	789,887	791,895
Economic development	313,143	1,110,772	-	-
Basic utility services	516,290	615,934	607,310	542,450
Intergovernmental	-	-	-	-
Interest and fiscal charges	80,997	85,052	89,725	94,829
Total governmental activities expenses	<u>12,774,732</u>	<u>12,103,231</u>	<u>12,752,777</u>	<u>12,700,353</u>
Business-type activities:				
Water	\$ 5,321,422	\$ 5,261,976	\$ 6,223,675	\$ 5,349,166
Sewer	3,017,885	2,626,109	2,594,504	2,432,758
Garbage	922,038	991,279	936,462	860,061
Total business-type activities expenses	<u>9,261,345</u>	<u>8,879,364</u>	<u>9,754,641</u>	<u>8,641,985</u>
Total primary government program expenses	<u>\$ 22,036,077</u>	<u>\$ 20,982,595</u>	<u>\$ 22,507,418</u>	<u>\$ 21,342,338</u>
Net (Expense) Revenue				
Governmental activities	(9,289,648)	(6,266,564)	(8,215,409)	(6,892,388)
Business-type activities	1,429,752	1,309,602	162,474	1,104,735
Total primary government net expense	<u>\$ (7,859,896)</u>	<u>\$ (4,956,962)</u>	<u>\$ (8,052,935)</u>	<u>\$ (5,787,653)</u>

<u>2011 (1)</u>	<u>2010</u>	<u>2009</u>	<u>2008</u>	<u>2007</u>	<u>2006</u>
\$ 1,882,729	\$ 1,958,753	\$ 2,154,096	\$ 2,235,205	\$ 2,253,710	\$ 2,040,584
3,027,294	3,269,935	3,271,884	3,049,396	3,587,425	3,026,053
797,998	623,594	750,783	705,273	819,062	693,324
1,657,395	1,537,536	1,567,495	1,476,085	1,703,059	1,311,606
2,210,572	2,420,679	2,629,812	2,575,379	3,213,072	1,075,130
404,088	456,226	503,388	619,805	547,013	380,145
808,252	903,568	909,636	965,725	1,356,650	1,207,578
-	207,434	4,100,754	-	-	-
672,814	406,544	401,269	566,496	558,990	1,164,581
-	-	-	-	-	100,000
171,435	20,525	22,707	55,072	184,341	136,057
<u>11,632,577</u>	<u>11,804,794</u>	<u>16,311,824</u>	<u>12,248,436</u>	<u>14,223,322</u>	<u>11,135,058</u>
\$ 5,236,367	\$ 5,176,387	\$ 5,660,450	\$ 5,106,672	\$ 5,349,070	\$ 4,485,688
2,306,528	2,256,669	2,017,112	1,946,158	2,031,424	2,296,527
856,923	879,774	974,743	742,158	789,005	676,949
<u>8,399,818</u>	<u>8,312,830</u>	<u>8,652,305</u>	<u>7,794,988</u>	<u>8,169,499</u>	<u>7,459,164</u>
<u>\$ 20,032,395</u>	<u>\$ 20,117,624</u>	<u>\$ 24,964,129</u>	<u>\$ 20,043,424</u>	<u>\$ 22,392,821</u>	<u>\$ 18,594,222</u>
(8,264,930)	(8,714,697)	(9,162,089)	(10,263,483)	(11,121,982)	(6,463,957)
1,105,370	1,479,902	447,458	1,333,646	1,035,470	1,478,925
<u>\$ (7,159,560)</u>	<u>\$ (7,234,795)</u>	<u>\$ (8,714,631)</u>	<u>\$ (8,929,837)</u>	<u>\$ (10,086,512)</u>	<u>\$ (4,985,032)</u>

(Continued)

CITY OF NORTH CANTON, OHIO

CHANGES IN NET POSITION (CONTINUED)
LAST TEN YEARS
(ACCRUAL BASIS OF ACCOUNTING)

	<u>2015</u>	<u>2014</u>	<u>2013</u>	<u>2012</u>
General Revenues and Other Changes in Net Position				
Governmental activities				
Taxes:				
Property and other local taxes levied for:				
General purposes	\$ 735,637	\$ 710,411	\$ 721,721	\$ 764,213
Fire operating levy	156,092	151,838	153,665	84,705
Emergency medical services levy	781,171	760,211	771,523	642,001
Storm sewer levy	317,120	313,045	318,334	344,947
Street levy	317,098	313,008	318,261	339,593
Municipal income taxes levied for:				
General purposes	6,064,347	5,822,946	5,504,737	5,098,669
Capital improvement	1,213,821	1,096,040	1,227,730	1,124,278
Grants and entitlements not restricted to				
Specific programs	695,530	1,766,623	1,036,416	1,839,867
Interest	70,740	61,894	15,322	16,185
Gain on sale of capital assets	-	-	-	-
Miscellaneous	43,195	91,727	129,570	2,055
Transfers	120,000	65,000	87,000	75,000
Total governmental activities	<u>10,514,751</u>	<u>11,152,743</u>	<u>10,284,279</u>	<u>10,331,513</u>
Business-type activities				
Gain on sale of capital assets	\$ -	\$ -	\$ -	\$ -
Miscellaneous	64,511	87,661	104,237	58,732
Transfers	(120,000)	(65,000)	(87,000)	(75,000)
Total business-type activities	<u>(55,489)</u>	<u>22,661</u>	<u>17,237</u>	<u>(16,268)</u>
Total primary government	<u>\$ 10,459,262</u>	<u>\$ 11,175,404</u>	<u>\$ 10,301,516</u>	<u>\$ 10,315,245</u>
Change in Net Position				
Governmental activities	\$ 1,225,103	\$ 4,886,179	\$ 2,068,870	\$ 3,439,125
Business-type activities	1,374,263	1,332,263	179,711	1,088,467
Total primary government	<u>\$ 2,599,366</u>	<u>\$ 6,218,442</u>	<u>\$ 2,248,581</u>	<u>\$ 4,527,592</u>

Source: City financial records.

(1) Amounts have been restated to reflect a restatement related to GASB Statement No. 65.

<u>2011 (1)</u>	<u>2010</u>	<u>2009</u>	<u>2008</u>	<u>2007</u>	<u>2006</u>
\$ 764,958	\$ 782,658	\$ 797,287	\$ 836,437	\$ 846,147	\$ 825,186
84,094	84,225	82,972	83,655	93,144	96,955
631,196	159,739	148,236	149,878	169,256	176,194
349,384	327,430	323,509	323,116	341,288	355,276
353,000	366,943	323,509	323,116	341,288	355,276
4,871,528	4,342,052	4,331,485	4,465,795	4,591,652	5,085,423
944,577	1,274,696	1,166,334	1,106,163	1,254,058	1,178,141
2,958,944	1,606,528	1,418,091	2,041,947	2,199,383	1,803,539
7,767	11,782	23,936	269,837	606,217	537,976
-	-	-	-	82,873	-
69,615	37,139	35,012	109,857	33,134	110,979
75,000	15,078	(147,331)	59,081	38,634	43,140
<u>11,110,063</u>	<u>9,008,270</u>	<u>8,503,040</u>	<u>9,768,882</u>	<u>10,597,074</u>	<u>10,568,085</u>
\$ -	\$ -	\$ -	\$ -	\$ 16,339	\$ -
45,342	59,371	-	-	133,433	23,775
<u>(75,000)</u>	<u>(15,078)</u>	<u>147,331</u>	<u>(59,081)</u>	<u>(38,634)</u>	<u>(43,140)</u>
<u>(29,658)</u>	<u>44,293</u>	<u>147,331</u>	<u>(59,081)</u>	<u>111,138</u>	<u>(19,365)</u>
<u>\$ 11,080,405</u>	<u>\$ 9,052,563</u>	<u>\$ 8,650,371</u>	<u>\$ 9,709,801</u>	<u>\$ 10,708,212</u>	<u>\$ 10,548,720</u>
\$ 2,845,133	\$ 293,573	\$ (659,049)	\$ (494,601)	\$ (524,908)	\$ 4,104,128
1,075,712	1,524,195	594,789	1,274,565	1,146,608	1,459,560
<u>\$ 3,920,845</u>	<u>\$ 1,817,768</u>	<u>\$ (64,260)</u>	<u>\$ 779,964</u>	<u>\$ 621,700</u>	<u>\$ 5,563,688</u>

CITY OF NORTH CANTON, OHIO

FUND BALANCES, GOVERNMENTAL FUNDS
LAST TEN YEARS
(MODIFIED ACCRUAL BASIS OF ACCOUNTING)

	<u>2015</u>	<u>2014</u>	<u>2013</u>	<u>2012</u>
General Fund				
Nonspendable	\$ 36,379	\$ 24,071	\$ 12,344	\$ 19,469
Committed	4,791,066	3,949,413	2,973,122	2,310,330
Assigned	771,645	1,793,923	1,521,722	1,455,511
Unassigned	1,674,309	828,334	641,364	872,443
Reserved	-	-	-	-
Unreserved	-	-	-	-
Total general fund	<u>\$ 7,273,399</u>	<u>\$ 6,595,741</u>	<u>\$ 5,148,552</u>	<u>\$ 4,657,753</u>
All Other Governmental Funds				
Nonspendable	\$ 286,638	\$ 24,383	\$ 9,283	\$ 26,015
Restricted	2,660,012	3,421,318	2,779,437	2,154,328
Committed	5,605,860	4,637,231	4,141,798	3,249,558
Unassigned (deficit)	-	-	(114,848)	(189,231)
Reserved	-	-	-	-
Unreserved, reported in:				
Special revenue funds	-	-	-	-
Capital projects funds	-	-	-	-
Total all other governmental funds	<u>\$ 8,552,510</u>	<u>\$ 8,082,932</u>	<u>\$ 6,815,670</u>	<u>\$ 5,240,670</u>
Total governmental funds	<u>\$ 15,825,909</u>	<u>\$ 14,678,673</u>	<u>\$ 11,964,222</u>	<u>\$ 9,898,423</u>

Source: City financial records.

The City implemented GASB 54 in 2011.

2011	Restated 2010	2009	2008	Restated 2007	2006
\$ 24,826	\$ -	\$ -	\$ -	\$ -	\$ -
1,839,023	-	-	-	-	-
2,365,977	-	-	-	-	-
503,206	-	-	-	-	-
-	106,491	108,772	81,670	59,073	27,388
-	1,917,072	2,199,198	3,055,386	3,620,768	4,811,853
<u>\$ 4,733,032</u>	<u>\$ 2,023,563</u>	<u>\$ 2,307,970</u>	<u>\$ 3,137,056</u>	<u>\$ 3,679,841</u>	<u>\$ 4,839,241</u>
\$ 84,851	\$ -	\$ -	\$ -	\$ -	\$ -
2,683,823	-	-	-	-	-
1,951,833	-	-	-	-	-
(303,360)	-	-	-	-	-
-	2,192,721	737,856	899,423	952,745	2,154,751
-	1,093,839	1,522,698	1,133,862	1,059,744	1,032,842
-	(256,225)	(436,156)	192,097	666,448	(1,125,401)
<u>\$ 4,417,147</u>	<u>\$ 3,030,335</u>	<u>\$ 1,824,398</u>	<u>\$ 2,225,382</u>	<u>\$ 2,678,937</u>	<u>\$ 2,062,192</u>
<u>\$ 9,150,179</u>	<u>\$ 5,053,898</u>	<u>\$ 4,132,368</u>	<u>\$ 5,362,438</u>	<u>\$ 6,358,778</u>	<u>\$ 6,901,433</u>

CITY OF NORTH CANTON, OHIO

CHANGES IN FUND BALANCES, GOVERNMENTAL FUNDS
LAST TEN YEARS
(MODIFIED ACCRUAL BASIS OF ACCOUNTING)

	<u>2015</u>	<u>2014</u>	<u>2013</u>	<u>2012</u>
Revenues				
Taxes	\$ 9,509,514	\$ 9,042,284	\$ 8,888,544	\$ 8,385,266
Charges for services	598,194	756,126	760,933	809,929
Licenses and permits	467,586	397,787	304,774	261,986
Fines and forfeitures	279,305	283,297	331,760	262,870
Intergovernmental	2,635,791	5,886,372	4,170,149	5,707,775
Interest	61,649	63,556	10,033	13,135
Rentals	203,316	181,267	195,880	215,402
Contributions and donations	54,421	11,417	168,186	62,514
Ambulance fees	-	-	-	-
Other	87,825	137,983	189,133	87,254
Total revenues	<u>13,897,601</u>	<u>16,760,089</u>	<u>15,019,392</u>	<u>15,806,131</u>
Expenditures				
Current:				
General government	1,677,122	1,706,095	1,810,499	1,810,943
Security of persons and property:				
Police	3,234,260	3,269,463	3,167,527	3,102,962
Fire	529,909	504,635	581,231	617,881
Public health and welfare	1,566,294	1,658,889	1,421,456	1,612,523
Transportation	1,572,808	937,326	1,426,291	1,584,937
Community environment	557,799	447,225	404,055	437,425
Leisure time activities	616,280	754,214	678,926	684,494
Basic utility services	307,912	467,576	384,518	347,093
Economic development	313,143	1,706,120	-	-
Settlement agreement	-	-	-	-
Capital outlay	2,341,247	2,458,593	2,971,567	4,623,693
Debt service:				
Principal retirement	145,831	159,427	185,283	214,952
Interest and fiscal charges	86,423	91,075	95,922	101,984
Bond issuance costs	-	-	-	-
Total expenditures	<u>12,949,028</u>	<u>14,160,638</u>	<u>13,127,275</u>	<u>15,138,887</u>
Excess (deficiency) of revenues over (under) expenditures	948,573	2,599,451	1,892,117	667,244
Other Financing Sources (Uses)				
Sale of capital assets	56,601	-	86,682	6,000
Notes issued	-	-	-	-
Current refunding	-	-	-	-
Bond issuance	-	-	-	-
Premium on bond issuance	-	-	-	-
Inception of capital lease	22,062	-	-	-
Transfers in	2,138,757	1,679,400	1,815,000	2,665,122
Transfers out	(2,018,757)	(1,564,400)	(1,728,000)	(2,590,122)
Total other financing sources (uses)	<u>198,663</u>	<u>115,000</u>	<u>173,682</u>	<u>81,000</u>
Net change in fund balances	<u>\$ 1,147,236</u>	<u>\$ 2,714,451</u>	<u>\$ 2,065,799</u>	<u>\$ 748,244</u>
Capital expenditures	\$ 2,108,678	\$ 3,497,103	\$ 1,811,647	\$ 4,085,424
Debt service as a percentage of noncapital expenditures	2.14%	2.35%	2.49%	2.87%

Source: City financial records.

	<u>2011</u>	<u>2010</u>	<u>2009</u>	<u>2008</u>	<u>2007</u>	<u>2006</u>
\$	8,025,579	\$ 7,292,004	\$ 7,176,340	\$ 7,298,228	\$ 7,629,826	\$ 8,105,152
	768,067	748,250	720,470	418,432	291,477	277,741
	194,781	178,145	193,024	154,156	117,981	132,200
	178,961	168,102	215,144	108,903	103,838	96,561
	4,991,646	4,189,234	5,184,081	2,777,801	4,395,082	5,397,544
	7,773	11,788	28,898	289,131	576,917	549,893
	243,282	257,595	277,537	202,932	208,767	212,202
	3,500	52,292	1,415,992	82,644	-	-
	-	-	-	-	337,602	311,999
	79,090	44,185	42,410	123,852	33,134	110,979
	<u>14,492,679</u>	<u>12,941,595</u>	<u>15,253,896</u>	<u>11,456,079</u>	<u>13,694,624</u>	<u>15,194,271</u>
	1,832,330	1,841,185	2,028,118	2,149,856	1,731,013	1,775,064
	3,195,293	3,283,034	3,094,169	3,038,698	2,950,401	2,898,587
	721,363	577,900	580,697	578,707	582,303	590,204
	1,600,747	1,474,212	1,487,863	1,416,316	1,337,240	1,225,749
	1,191,111	1,494,494	1,206,706	1,515,298	1,700,177	1,158,714
	422,242	463,094	455,515	589,150	499,427	500,264
	764,555	781,696	817,514	941,185	1,079,086	1,070,913
	482,492	432,980	904,835	460,158	213,207	176,012
	-	207,434	4,100,754	-	-	-
	-	-	-	-	-	558,315
	2,269,727	1,523,078	1,570,678	1,460,150	3,736,296	4,566,756
	401,315	282,274	249,111	287,196	552,414	644,661
	83,223	20,403	28,006	61,445	189,890	121,128
	86,340	-	-	-	-	-
	<u>13,050,738</u>	<u>12,381,784</u>	<u>16,523,966</u>	<u>12,498,159</u>	<u>14,571,454</u>	<u>15,286,367</u>
	1,441,941	559,811	(1,270,070)	(1,042,080)	(876,830)	(92,096)
	-	41,594	-	-	84,000	-
	-	-	-	-	-	1,200,000
	-	-	-	-	-	(1,200,000)
	2,500,000	-	-	-	-	-
	79,340	-	-	-	-	-
	-	255,125	-	-	1,087,721	-
	952,692	1,993,035	2,140,000	1,936,060	3,039,119	2,572,880
	(877,692)	(1,928,035)	(2,100,000)	(1,890,320)	(2,984,799)	(2,529,740)
	<u>2,654,340</u>	<u>361,719</u>	<u>40,000</u>	<u>45,740</u>	<u>1,226,041</u>	<u>43,140</u>
\$	<u>4,096,281</u>	<u>\$ 921,530</u>	<u>\$ (1,230,070)</u>	<u>\$ (996,340)</u>	<u>\$ 349,211</u>	<u>\$ (48,956)</u>
\$	2,256,845	\$ 1,923,064	\$ 1,908,358	\$ 1,709,755	\$ 1,896,914	\$ 5,149,276
	4.49%	2.89%	1.90%	3.23%	5.86%	7.55%

CITY OF NORTH CANTON, OHIO

**ASSESSED VALUATION AND ESTIMATED TRUE VALUES OF TAXABLE PROPERTY
LAST TEN YEARS**

Collection Year	Real Property			Tangible Personal Property	
	Assessed Value		Estimated actual value	Public Utility	
	Residential/ Agricultural	Commercial Industrial/PU		Assessed value	Estimated actual value
2015	\$ 274,041,110	\$ 76,738,380	\$ 1,002,227,114	\$ 8,417,570	\$ 9,565,420
2014	272,828,380	73,169,260	988,564,686	8,412,870	9,560,080
2013	271,964,980	73,735,850	987,716,657	8,047,470	9,144,852
2012	294,910,260	74,675,700	1,055,959,886	7,443,350	8,458,352
2011	294,828,710	75,981,140	1,059,456,714	7,086,110	8,052,398
2010	295,352,930	76,190,710	1,061,553,257	7,086,110	8,052,398
2009	306,412,350	76,848,090	1,095,029,829	6,213,470	7,060,761
2008	304,274,660	83,600,100	1,108,213,600	5,829,460	6,624,386
2007	300,242,990	82,856,980	1,094,571,343	9,468,540	10,759,705
2006	282,557,950	70,647,520	1,009,158,486	9,822,620	11,162,068

Source: County Auditor.

Real property is reappraised every six years with a State mandated update of the current market value in the third year following each appraisal.

The assessed value of real property (including public utility real property) is 35 percent of estimated true value. The assessed value of public utility personal property ranges from 25 percent of true value for railroad property to 88 percent for electric transmission and distribution property. General business tangible property was assessed in previous years at 25 percent for machinery and equipment and 23 percent for inventories. The general business tangible personal property tax started being phased out in 2006. For collection year 2008, both types of general business tangible personal property were assessed at 6.25 percent. The percentage was zero for 2009.

The tangible personal property values associated with each year are the values that, when multiplied by the applicable rates, generated the property tax revenue billed in that year. For real property, the amounts generated by multiplying the assessed values by the applicable rates would be reduced by the 10 percent, 2 1/2 percent and homestead exemptions before being billed. Beginning in the 2006 collection year, the 10 percent rollback for commercial/industrial property has been eliminated.

Tangible Personal Property

<u>General Business</u>		<u>Total</u>			
<u>Assessed value</u>	<u>Estimated actual value</u>	<u>Assessed value</u>	<u>Estimated actual value</u>	<u>Ratio</u>	<u>Total Direct Tax Rate</u>
\$ -	\$ -	\$ 359,197,060	\$ 1,011,792,535	35.50%	\$ 7.40
-	-	354,410,510	998,124,765	35.51%	7.40
-	-	353,748,300	996,861,509	35.49%	7.40
-	-	377,029,310	1,064,418,238	35.42%	7.40
-	-	377,895,960	1,067,509,112	35.40%	7.40
-	-	378,629,750	1,069,605,655	35.40%	5.90
1,083,510	8,668,080	390,557,420	1,110,758,670	35.16%	5.90
8,547,249	68,377,992	402,251,469	1,183,215,978	34.00%	5.90
16,973,399	135,787,192	409,541,909	1,241,118,240	33.00%	5.90
23,869,790	127,305,547	386,897,880	1,147,626,101	33.71%	5.90

CITY OF NORTH CANTON, OHIO

**PROPERTY TAX RATES - DIRECT AND OVERLAPPING GOVERNMENTS
(PER \$1,000 OF ASSESSED VALUATION)
LAST TEN YEARS**

	<u>2015</u>	<u>2014</u>	<u>2013</u>	<u>2012</u>
Unvoted Millage				
Operating	\$ 2.4000	\$ 2.4000	\$ 2.4000	\$ 2.4000
Voted Millage				
2005 Storm Sewer	1.0000	1.0000	1.0000	1.0000
2005 Street Improvement	1.0000	1.0000	1.0000	1.0000
1982 & 2011 Ambulance & E.M.S.	2.5000	2.5000	2.5000	2.5000
1983 Fire	0.5000	0.5000	0.5000	0.5000
Total Voted Millage	<u>5.0000</u>	<u>5.0000</u>	<u>5.0000</u>	<u>5.0000</u>
Total Millage	<u>\$ 7.4000</u>	<u>\$ 7.4000</u>	<u>\$ 7.4000</u>	<u>\$ 7.4000</u>
Overlapping Rates By Taxing District				
North Canton City School District				
Residential/Agricultural Real	\$ 43.6119	\$ 46.6432	\$ 38.9173	\$ 38.9173
Commercial/Industrial and Public Utility Real	50.7375	52.0007	47.0395	47.0395
General Business and Public Utility	78.8000	78.8000	76.0000	76.0000
Stark County				
Residential/Agricultural Real	9.2924	9.3007	8.9180	8.9180
Commercial/Industrial and Public Utility Real	10.0762	10.0757	9.5912	9.5912
General Business and Public Utility	11.5000	11.5000	11.5000	11.5000
Plain Township				
Residential/Agricultural Real	0.1000	0.1000	0.1000	0.1000
Commercial/Industrial and Public Utility Real	0.1000	0.1000	0.1000	0.1000
General Business and Public Utility	0.1000	0.1000	0.1000	0.1000
Special Taxing Districts (1)				
Residential/Agricultural Real	2.2986	2.3009	2.3031	1.7797
Commercial/Industrial and Public Utility Real	2.3222	2.3612	2.3606	1.8370
General Business and Public Utility	2.5000	2.5000	2.5000	2.0000

Source: County Auditor

Notes: The rates presented for a particular calendar year are the rates that, when applied to the assessed values presented in the Assessed Value Table, generated the property tax revenue billed in that year. The City's basic property tax rate may be increased only by a majority vote of the City's residents.

The real property tax rates for the voted levies of the overlapping taxing districts are reduced so that inflationary increases in value do not generate additional revenue.

The City has no charter millage.

Overlapping rates are those of local and county governments that apply to property owners within the City.

(1) North Canton Library, Stark County Park District

2011	2010	2009	2008	2007	2006
\$ 2.4000	\$ 2.4000	\$ 2.4000	\$ 2.4000	\$ 2.4000	\$ 2.4000
1.0000	1.0000	1.0000	1.0000	1.0000	1.0000
1.0000	1.0000	1.0000	1.0000	1.0000	1.0000
2.5000	1.0000	1.0000	1.0000	1.0000	1.0000
0.5000	0.5000	0.5000	0.5000	0.5000	0.5000
5.0000	3.5000	3.5000	3.5000	3.5000	3.5000
\$ 7.4000	\$ 5.9000	\$ 5.9000	\$ 5.9000	\$ 5.9000	\$ 5.9000

\$ 45.4133	\$ 38.8841	\$ 34.0290	\$ 34.5888	\$ 34.7169	\$ 29.6110
53.7905	46.5217	42.0846	39.7213	39.3218	37.7864
83.4000	76.0000	72.3000	72.8000	72.8000	65.8000
8.7993	8.9134	6.9852	3.9848	6.9848	7.3694
9.5912	9.4212	7.8365	7.6556	7.4909	8.3378
11.5000	11.5000	10.1000	10.1000	10.1000	10.1000
0.1000	0.1000	0.1000	0.1000	0.1000	0.1000
0.1000	0.1000	0.1000	0.1000	0.1000	0.1000
0.1000	0.1000	0.1000	0.1000	0.1000	0.1000
1.7797	2.0555	0.7673	0.7677	0.6712	0.7232
1.8370	1.8344	0.8249	0.7974	0.7090	0.8281
2.0000	1.3818	1.0000	1.0000	1.0000	1.0000

CITY OF NORTH CANTON, OHIO

PROPERTY TAX LEVIES AND COLLECTIONS
LAST TEN YEARS

Year	Total Tax Levy	Current Tax Collections (1)	Percent of Current Tax Collections To Tax Levy	Delinquent Tax Collections	Total Tax Collections
2015	\$ 2,619,406	\$ 2,583,174	98.62%	\$ 55,306	\$ 2,638,480
2014	2,621,720	2,546,037	97.11%	53,961	2,599,998
2013	2,617,737	2,547,990	97.34%	43,517	2,591,507
2012	2,453,472	2,409,800	98.22%	52,325	2,462,125
2011	2,461,163	2,400,180	97.52%	80,727	2,480,907
2010	1,887,486	1,837,223	97.34%	39,215	1,876,438
2009	1,908,956	1,865,586	97.73%	72,493	1,938,079
2008	1,963,272	1,895,920	96.57%	42,201	1,938,121
2007	2,004,956	1,958,900	97.70%	33,875	1,992,775
2006	1,984,367	1,932,148	97.37%	45,467	1,977,615

Source: County Auditor

(1) State reimbursements of rollback and homestead exemptions are included.

Note: The County does not identify delinquent collections by the year for which the tax was levied.

<u>Percent of Total Tax Collections To Tax Levy</u>	<u>Accumulated Outstanding Delinquent Taxes</u>	<u>Percentage of Delinquent Taxes to Total Tax Levy</u>
100.73%	\$ 73,862	2.82%
99.17%	67,039	2.56%
99.00%	76,312	2.92%
100.35%	90,405	3.68%
100.80%	79,766	3.24%
99.41%	99,510	5.27%
101.53%	64,992	3.40%
98.72%	69,768	3.55%
99.39%	40,556	2.02%
99.66%	6,752	0.34%

CITY OF NORTH CANTON, OHIO

PRINCIPAL TAXPAYERS
REAL ESTATE TAX
CURRENT YEAR AND NINE YEARS AGO

2015			
<u>Taxpayer</u>	<u>Taxable Assessed Value</u>	<u>Rank</u>	<u>Percentage of Total District Real Estate Assessed Value</u>
McKinley Development Leasing Co. Ltd.	\$ 6,200,130	1	1.77%
Maple Street Commerce LLC	5,442,390	2	1.55%
Versailles Gardens, Ltd.	4,983,860	3	1.42%
Albrecht Incorporated	2,193,310	4	0.63%
Waterford at St. Luke	2,092,210	5	0.60%
Berlin Commons, Ltd.	1,867,810	6	0.53%
Williamsburg Apartments, Ltd.	1,853,000	7	0.53%
Euro Development, Ltd.	1,491,590	8	0.43%
Mullinax Ford	1,347,510	9	0.38%
Creekside Residential Partners LLC.	1,340,610	10	0.38%
Total	<u>\$ 28,812,420</u>		<u>8.22%</u>
Total Assessed Valuation	<u>\$ 350,779,490</u>		

2006			
<u>Taxpayer</u>	<u>Taxable Assessed Value</u>	<u>Rank</u>	<u>Percentage of Total District Real Estate Assessed Value</u>
Maytag Corporation	\$ 8,108,700	1	2.30%
McKinley Development Leasing Co. Ltd.	5,361,290	2	1.52%
Versailles Gardens Ltd.	4,809,250	3	1.36%
Albrecht Incorporated	2,547,410	4	0.72%
Waterford at Saint Luke	2,456,520	5	0.70%
Potsdamer Platz LLC	2,290,690	6	0.65%
Berlin Commons Ltd.	1,966,720	7	0.56%
Williamsburg Apartments Ltd.	1,882,590	8	0.53%
CETA Group Limited Partnership	1,549,070	9	0.44%
McKinley - Applegrove Ltd.	1,356,450	10	0.38%
Total	<u>\$ 32,328,690</u>		<u>9.16%</u>
Total Assessed Valuation	<u>\$ 353,205,470</u>		

Source: Stark County, Ohio, Auditor's Office

CITY OF NORTH CANTON, OHIO

**INCOME TAX REVENUE BASE AND COLLECTIONS (CASH BASIS)
LAST TEN YEARS**

Tax Year	Tax Rate	Total Tax Collected	Taxes from Withholding	Percentage of Taxes from Withholdings	Taxes from Net Profits	Percentage of Taxes from Net Profits	Taxes from Individuals	Percentage of Taxes from Individuals
2015	1.50%	\$ 7,108,368	\$ 4,727,504	66.51%	\$ 625,329	8.80%	\$ 1,755,535	24.70%
2014	1.50%	6,851,412	4,586,042	66.94%	614,229	8.96%	1,651,141	24.10%
2013	1.50%	6,637,706	4,274,021	64.39%	698,631	10.53%	1,665,054	25.08%
2012	1.50%	6,174,122	4,233,577	68.57%	493,972	8.00%	1,446,572	23.43%
2011	1.50%	5,942,112	3,970,865	66.83%	524,170	8.82%	1,447,077	24.35%
2010	1.50%	5,367,101	3,719,256	69.30%	309,501	5.77%	1,338,344	24.94%
2009	1.50%	5,460,640	3,531,379	64.67%	290,707	5.32%	1,638,554	30.01%
2008	1.50%	5,656,592	3,850,815	68.08%	326,172	5.77%	1,352,921	23.92%
2007	1.50%	6,400,520	4,404,728	68.82%	359,862	5.62%	1,635,930	25.56%
2006	1.50%	6,377,273	4,274,631	67.03%	502,516	7.88%	1,600,126	25.09%

Source: The City of North Canton Income Tax Department.

Note: The City is prohibited by statute from presenting information regarding individual taxpayers.

CITY OF NORTH CANTON, OHIO

**LEGAL DEBT MARGIN
LAST TEN YEARS**

	<u>2015</u>	<u>2014</u>	<u>2013</u>	<u>2012</u>
Total Assessed Property Value	<u>\$ 359,197,060</u>	<u>\$ 354,410,510</u>	<u>\$ 353,748,300</u>	<u>\$ 377,029,310</u>
Overall Legal Debt Limit (10 1/2 % of assessed valuation)	<u>37,715,691</u>	<u>37,213,104</u>	<u>37,143,572</u>	<u>39,588,078</u>
Debt Outstanding				
Various Improvement Note	-	-	-	-
Governmental General Obligation Bonds	1,765,000	1,910,000	2,055,000	2,195,000
Water System Bonds	4,075,000	4,335,000	4,585,000	4,845,000
Water Notes	-	-	-	-
Sewer Notes	-	-	-	-
OPWC Loans	1,774,851	1,890,751	2,006,651	1,917,980
OWDA Loans	6,600,537	7,170,509	7,720,400	8,250,917
Intergovernmental Loans	1,108,156	528,923	-	-
Total gross indebtedness	<u>15,323,544</u>	<u>15,835,183</u>	<u>16,367,051</u>	<u>17,208,897</u>
Less:				
Water System Bonds	4,075,000	4,335,000	4,585,000	4,845,000
Water Notes	-	-	-	-
Sewer Notes	-	-	-	-
OPWC Loans	1,774,851	1,890,751	2,006,651	1,917,980
OWDA Loans	6,600,537	7,170,509	7,720,400	8,250,917
Intergovernmental Loans	1,108,156	528,923	-	-
Total net debt applicable to debt limit	<u>1,765,000</u>	<u>1,910,000</u>	<u>2,055,000</u>	<u>2,195,000</u>
Legal debt margin within 10 1/2 % limitation	<u>\$ 35,950,691</u>	<u>\$ 35,303,104</u>	<u>\$ 35,088,572</u>	<u>\$ 37,393,078</u>
Legal debt margin as a percentage of the debt limit	95.32%	94.87%	94.47%	94.46%
Unvoted Debt Limitation (5 1/2 % of assessed valuation)	<u>19,755,838</u>	<u>19,492,578</u>	<u>19,456,157</u>	<u>20,736,612</u>
Total gross indebtedness	15,323,544	15,835,183	16,367,051	17,208,897
Less:				
Water System Bonds	4,075,000	4,335,000	4,585,000	4,845,000
Water Notes	-	-	-	-
Sewer Notes	-	-	-	-
OPWC Loans	1,774,851	1,890,751	2,006,651	1,917,980
OWDA Loans	6,600,537	7,170,509	7,720,400	8,250,917
Intergovernmental Loans	1,108,156	528,923	-	-
Net debt within 5 1/2 % limitations	<u>1,765,000</u>	<u>1,910,000</u>	<u>2,055,000</u>	<u>2,195,000</u>
Unvoted legal debt margin within 5 1/2 % limitations	<u>\$ 17,990,838</u>	<u>\$ 17,582,578</u>	<u>\$ 17,401,157</u>	<u>\$ 18,541,612</u>
Unvoted legal debt margin as a percentage of the unvoted debt limitation	91.07%	90.20%	89.44%	89.41%

Source: City financial records.

Note: Beginning in 2008 the amount of assessed valuation for railroad and telephone personal property has been excluded from the debt margin calculation.

<u>2011</u>	<u>2010</u>	<u>2009</u>	<u>2008</u>	<u>Restated 2007</u>	<u>2006</u>
<u>\$ 377,895,960</u>	<u>\$ 378,629,750</u>	<u>\$ 389,904,030</u>	<u>\$ 394,082,950</u>	<u>\$ 409,541,909</u>	<u>\$ 386,897,880</u>
<u>39,679,076</u>	<u>39,756,124</u>	<u>40,939,923</u>	<u>41,378,710</u>	<u>43,001,900</u>	<u>40,624,277</u>
-	-	-	-	750,000	1,000,000
2,335,000	-	-	-	-	-
5,080,000	3,815,000	3,985,000	4,145,000	4,300,000	-
-	915,000	-	-	-	4,300,000
-	-	-	-	175,000	350,000
1,506,229	1,448,320	1,323,932	1,388,947	1,020,904	-
8,760,422	9,255,783	9,686,773	10,263,181	10,813,200	11,309,281
-	-	-	-	-	-
<u>17,681,651</u>	<u>15,434,103</u>	<u>14,995,705</u>	<u>15,797,128</u>	<u>17,059,104</u>	<u>16,959,281</u>
5,080,000	3,815,000	3,985,000	4,145,000	4,300,000	-
-	915,000	-	-	-	4,300,000
-	-	-	-	175,000	350,000
1,506,229	1,448,320	1,323,932	1,388,947	1,020,904	-
8,760,422	9,255,783	9,686,773	10,263,181	10,813,200	11,309,281
-	-	-	-	-	-
<u>2,335,000</u>	<u>-</u>	<u>-</u>	<u>-</u>	<u>750,000</u>	<u>1,000,000</u>
<u>\$ 37,344,076</u>	<u>\$ 39,756,124</u>	<u>\$ 40,939,923</u>	<u>\$ 41,378,710</u>	<u>\$ 42,251,900</u>	<u>\$ 39,624,277</u>
94.12%	100.00%	100.00%	100.00%	98.26%	97.54%
<u>20,784,278</u>	<u>20,824,636</u>	<u>21,444,722</u>	<u>21,674,562</u>	<u>22,524,805</u>	<u>21,279,383</u>
17,681,651	15,434,103	14,995,705	15,797,128	17,059,104	16,959,281
5,080,000	3,815,000	3,985,000	4,145,000	4,300,000	-
-	915,000	-	-	-	4,300,000
-	-	-	-	175,000	350,000
1,506,229	1,448,320	1,323,932	1,388,947	1,020,904	-
8,760,422	9,255,783	9,686,773	10,263,181	10,813,200	11,309,281
-	-	-	-	-	-
<u>2,335,000</u>	<u>-</u>	<u>-</u>	<u>-</u>	<u>750,000</u>	<u>1,000,000</u>
<u>\$ 18,449,278</u>	<u>\$ 20,824,636</u>	<u>\$ 21,444,722</u>	<u>\$ 21,674,562</u>	<u>\$ 21,774,805</u>	<u>\$ 20,279,383</u>
88.77%	100.00%	100.00%	100.00%	96.67%	95.30%

CITY OF NORTH CANTON, OHIO

RATIOS OF OUTSTANDING DEBT BY TYPE
LAST TEN YEARS

Year	Governmental Activities			Business-Type Activities				Total Primary Government	Percentage of Personal Income	Per Capita
	Notes Payable	Capital Leases	Bonds Payable	Notes/Bonds Payable	OWDA Loans	Intergovernmental Loans	OPWC Loans			
2015	\$ -	\$21,231	\$1,820,684	\$4,119,859	\$6,600,537	\$ 1,108,156	\$1,774,851	\$ 15,445,318	3.01%	\$ 883
2014	-	-	1,970,753	4,382,866	7,170,509	528,923	1,890,751	15,943,802	3.23%	915
2013	-	14,427	2,120,822	4,635,873	7,720,400	403,892	2,006,651	16,902,065	3.41%	966
2012	-	59,710	2,265,891	4,898,880	8,250,917	-	1,917,980	17,393,378	3.51%	996
2011	-	134,662	2,410,960	5,136,887	8,760,422	-	1,506,229	17,949,160	3.60%	1,019
2010	-	370,977	-	4,730,000	9,255,783	-	1,448,320	15,805,080	3.19%	904
2009	-	398,126	-	3,985,000	9,686,773	-	1,323,932	15,393,831	3.91%	940
2008	-	647,237	-	4,145,000	10,263,181	-	1,388,947	16,444,365	4.18%	1,005
2007	750,000	934,433	-	4,475,000	10,813,200	-	1,020,904	17,993,537	4.57%	1,099
2006	2,500,000	99,126	-	4,650,000	11,309,281	-	-	18,558,407	4.72%	1,134

Source: City financial records.

Note: Population and personal income data are presented on page 146.

CITY OF NORTH CANTON, OHIO

DIRECT AND OVERLAPPING GOVERNMENTAL ACTIVITIES DEBT
AS OF DECEMBER 31, 2015

<u>Jurisdiction</u>	<u>Governmental Activities Debt Outstanding</u>	<u>Estimated Percentage Applicable (1)</u>	<u>Amount Applicable to City</u>
Direct - City of North Canton			
General obligation bonds and capital leases	\$ 1,970,753	100.00%	\$ 1,970,753
	<u>1,970,753</u>		<u>1,970,753</u>
Overlapping debt:			
North Canton City School District	15,434,000	46.53%	7,181,440
Jackson Local School District	54,802,857	0.21%	115,086
Plain Local School District	42,955,000	6.86%	2,946,713
Stark County	11,318,577	5.48%	620,258
	<u>124,510,434</u>		<u>10,863,497</u>
Total direct and overlapping debt	<u>\$ 126,481,187</u>		<u>\$ 12,834,250</u>

Source: County Auditor

(1) Percentages were determined by dividing each overlapping subdivision's assessed valuation within the City by its total valuation.

CITY OF NORTH CANTON, OHIO

**WATER DEBT LOAN PLEDGED REVENUE COVERAGE WATER FUND
LAST NINE YEARS**

Year	Operating Revenues	Direct Operating Expenses (1)	Net Available Revenues	Debt Service		Coverage
				Principal	Interest	
2015	\$ 6,876,229	\$ 3,323,178	\$ 3,553,051	\$ 562,778	\$ 249,175	4.38
2014	6,470,000	3,110,809	3,359,191	542,938	269,016	4.14
2013	6,241,358	4,240,926	2,000,432	523,796	288,158	2.46
2012	6,097,862	3,380,373	2,717,489	505,332	306,623	3.35
2011	5,929,810	3,004,923	2,924,887	593,050	324,435	3.19
2010	5,948,192	3,052,742	2,895,450	601,017	347,933	3.05
2009	5,885,354	3,480,388	2,404,966	576,449	372,500	2.53
2008	5,949,012	2,946,896	3,002,116	550,019	395,994	3.17
2007	5,872,497	3,192,233	2,680,264	522,394	339,805	3.11

(1) Operating expenses do not include depreciation.

Source: Office of the City Finance Director.

Note: Information prior to 2007 is unavailable.

CITY OF NORTH CANTON, OHIO

**SEWER DEBT LOAN PLEDGED REVENUE COVERAGE SEWER FUND
LAST SIX YEARS**

Year	Operating Revenues	Direct Operating Expenses (1)	Net Available Revenues	Debt Service		Coverage
				Principal	Interest	
2015	\$ 2,917,326	\$ 2,599,327	\$ 317,999	\$ 7,194	\$ 4,890	26.32
2014	2,849,831	2,213,954	635,877	6,953	5,130	52.63
2013	2,866,932	2,304,022	562,910	6,721	5,362	46.59
2012	2,785,812	2,127,456	658,356	4,173	6,289	62.93
2011	2,737,038	1,994,658	742,380	7,841	7,249	49.20
2010	2,440,683	1,951,856	488,827	3,822	3,723	64.79

(1) Operating expenses do not include depreciation.

Source: Office of the City Finance Director.

Note: Information prior to 2010 is unavailable.

CITY OF NORTH CANTON, OHIO

DEMOGRAPHIC AND ECONOMIC STATISTICS
LAST TEN YEARS

Year	Population (1)	Total Personal Income (5)	Personal Income Per Capita (1)	Median Household Income (1)	Median Age (1)	Educational Attainment: Bachelor's Degree or Higher (1)
2015	17,490	\$ 513,209,070	\$ 29,343	\$ 52,530	42.5	33.3%
2014	17,433	494,260,416	28,352	50,728	41.0	35.4%
2013	17,488	495,819,776	28,352	50,649	42.5	35.4%
2012	17,465	495,167,680	28,352	47,300	43.4	35.8%
2011	17,610	499,278,720	28,352	47,300	43.4	35.8%
2010	17,488	495,819,776	28,352	47,300	43.4	35.8%
2009	16,369	393,592,605	24,045	42,013	42.3	33.6%
2008	16,369	393,592,605	24,045	42,013	42.3	33.6%
2007	16,369	393,592,605	24,045	42,013	42.3	33.6%
2006	16,369	393,592,605	24,045	42,013	42.3	33.6%

(1) Source: U.S. Census

(a) Years 2006 through 2010 Federal Census and Years 2011-2015 Estimated by City

(2) North Canton City Schools

(3) Source: County Planning Commission. The unemployment rate for the City is unavailable; therefore, the unemployment rate of the County provides the most accurate reflection of the City.

(4) Source: County Auditor

(5) Computation of per capita personal income multiplied by population

School Enrollment (2)	Stark County Unemployment Rate (3)	Average Sales Price of Residential Property (4)	Total Assessed Property Value
4,496	5.2%	\$ 124,869	\$ 359,197,060
4,515	5.7%	136,700	354,410,510
4,486	7.5%	139,169	353,748,300
4,566	8.7%	151,100	377,029,310
4,738	7.9%	177,900	377,895,960
4,735	11.1%	136,436	378,629,750
4,853	13.5%	132,314	390,557,420
4,937	8.0%	147,498	402,251,469
4,932	5.9%	153,833	409,541,909
5,008	5.8%	148,683	386,897,880

CITY OF NORTH CANTON, OHIO

PRINCIPAL EMPLOYERS
BY TOTAL INCOME TAX WITHHOLDING
CURRENT YEAR AND NINE YEARS AGO

		2015
Employer	Description	Rank
North Canton Board of Education	North Canton City Schools	1
Walsh University	University	2
St. Lukes Home for the Aged	Nursing Care Home	3
Trubridge Inc.	Insurance Agents	4
State of Ohio Admin Services	Bureau of Workers Comp	5
Aultman North Canton Medical	Health Services	6
City of North Canton	Local Government	7
Myers Control Power LLC	Design Building Mfg.	8
Mullinax Ford	Car Dealership	9
Aultman Hospital Association	Medical Center	10

		2006
Employer	Description	Rank
North Canton Board of Education	North Canton City Schools	1
Walsh University	University	2
North Canton Medical Foundation	Medical Center	3
St. Lukes Home for the Aged	Nursing Care Home	4
City of North Canton	Local Government	5
Aultman Hospital Association	Medical Center	6
Mullinax Ford	Car Dealership	7
Fred W. Albrecht Grocery	Grocery Store	8
Tamarkin Company	Insurance Call Center	9
Mercy Medical Center	Medical Center	10

Source: Income Tax Department

CITY OF NORTH CANTON, OHIO

PRINCIPAL EMPLOYERS
BY NUMBER OF EMPLOYEES
CURRENT YEAR AND NINE YEARS AGO

Employer	2015		
	Employees	Rank	Percentage of Total City Employment
Walsh University	1,653	0	7.99%
North Canton Board of Education	1,043	0	5.04%
BMCH, Inc. (Triad)	476	0	2.30%
Trubridge Inc.	408	0	1.97%
St. Lukes Home for the Aged	405	0	1.96%
Employ-Temps Staffing	368	0	1.78%
YMCA of Central Stark County	329	0	1.59%
Tamarkin Company (Giant Eagle)	316	0	1.53%
Absolute Rehabilitation	307	0	1.48%
Minute Men Inc	268	0	1.30%
Total	5,573		26.94%
Total City Employment	20,679		

Employer	2006		
	Employees	Rank	Percentage of Total
Whirlpool Corporation	1,266	1	10.24%
Walsh University	1,110	2	8.98%
North Canton Board of Education	986	3	7.97%
St. Lukes Home for the Aged	469	4	3.79%
North Canton Medical Foundation	321	5	2.60%
City of North Canton	254	6	2.05%
Fred W. Albrecht Grocery	200	7	1.62%
Aultman Hospital Association	184	8	1.49%
Tamarkin Company	181	9	1.46%
Southern Ohio College LLC	176	10	1.42%
Total	5,147		41.62%
Total City Employment	12,364		

Source: Number of employees obtained from the W2's from the City Tax Department

CITY OF NORTH CANTON, OHIO

FULL-TIME-EQUIVALENT CITY GOVERNMENTAL EMPLOYEES BY FUNCTION/PROGRAM
LAST TEN YEARS

Function/Program	2015	2014	2013	2012	2011	2010	2009	2008	2007	2006
General Government										
Council	4.50	4.50	4.50	4.50	4.50	4.50	6.00	5.50	5.50	5.50
Mayor's office	1.00	1.50	1.50	1.50	1.50	1.50	1.50	1.50	1.50	1.50
Law	1.00	1.00	1.00	1.00	1.00	1.00	0.50	0.50	0.50	0.50
Finance	4.00	4.00	4.00	4.00	4.00	3.00	3.00	3.00	3.50	4.00
Tax	1.00	1.00	1.00	1.00	1.00	2.00	3.00	3.00	2.50	3.00
Administration	2.00	2.00	2.00	3.00	3.00	2.00	2.00	2.00	2.00	2.00
City hall maintenance	0.00	0.00	0.00	0.00	0.00	0.00	0.00	0.50	0.50	0.50
Engineer	5.50	5.50	5.50	6.00	6.00	5.50	5.50	5.50	5.00	5.50
Security of Persons and Property										
Police - administration	1.00	1.00	1.00	1.00	1.00	1.00	1.00	1.00	1.00	1.00
Police - officers	24.00	24.50	23.50	25.00	25.00	27.00	26.00	25.00	24.00	25.00
Police - crossing guards	4.50	4.00	4.00	4.50	6.00	6.00	6.00	6.00	6.50	7.50
Dispatchers/Chief Dispatcher	8.50	8.50	8.50	7.00	7.00	8.00	8.00	8.50	8.00	7.50
Fire Inspectors	1.00	1.00	1.00	3.00	3.00	3.00	3.00	3.00	3.00	4.00
Public Health Services										
Fire Fighters/Emergency										
Medical Services	25.00	37.00	34.00	33.50	35.00	37.50	30.50	33.00	33.50	33.50
Leisure Time Activities										
Municipal Pool	0.00	24.50	20.50	20.50	22.00	21.50	20.50	19.50	18.00	19.00
Civic Center	0.50	0.50	0.50	1.00	2.00	2.00	3.00	2.00	3.00	3.00
Recreation	2.00	2.00	2.00	2.00	1.50	2.50	2.50	3.50	2.50	2.00
Park Maintenance	3.00	4.00	5.00	6.00	7.00	6.00	5.50	8.00	5.50	6.50
Community Development										
Permits & Inspections	6.00	6.00	5.50	4.50	3.50	3.50	3.50	3.50	4.00	4.00
Economic Development	0.50	0.50	0.50	0.50	0.50	1.00	1.00	2.00	1.50	1.50
Transportation										
Street M&R	6.00	8.50	9.00	4.50	9.00	8.50	8.50	8.50	11.00	10.00
Basic Utility Services										
Water Administration	3.00	3.00	3.00	2.00	4.00	4.00	4.00	4.00	4.00	4.00
Water Distribution	8.00	11.00	10.00	0.00	6.00	8.00	7.00	5.50	7.50	8.00
Water Treatment Plant	10.00	10.50	9.00	9.00	10.00	10.00	12.00	11.00	12.00	13.00
Sewer Collection	3.00	3.00	2.00	2.00	2.00	3.50	4.00	3.00	4.00	4.00
Total	125.00	169.00	158.50	147.00	165.50	172.50	167.50	168.50	170.00	176.00

Source: City Payroll Department W2 Audit Listing

Method: Using 1.0 for each full-time employee and 0.50 for each part-time and seasonal employee.

THIS PAGE IS INTENTIONALLY LEFT BLANK

CITY OF NORTH CANTON, OHIO

**CAPITAL ASSET STATISTICS BY FUNCTION/PROGRAM
LAST TEN YEARS**

Function/Program	2015	2014	2013	2012
General Government				
Square footage occupied	31,517	31,517	31,517	31,517
Vehicles	10	10	9	9
Police				
Stations	1	1	1	1
Square footage of building	11,960	11,960	11,960	11,960
Vehicles	13	13	13	13
Fire				
Stations	1	1	1	1
Square footage of building	8,989	8,989	8,989	8,989
Vehicles	9	10	10	11
Emergency Medical Service				
Stations	1	1	1	1
Square footage of building	8,970	8,970	8,970	8,970
Vehicles	5	5	5	5
Recreation				
Number of parks	11	11	11	11
Number of pools	1	1	1	1
Number of tennis courts	11	11	11	11
Number of basketball courts	7	7	7	7
Number of park shelters	9	9	9	9
Vehicles	10	11	12	12
Public Service Department				
Streets (miles)	94.28	97.52	97.50	97.50
Vehicles	18	18	17	17
Water Department				
Water lines (miles)	146.43	155.86	155.76	144.97
Square footage of water treatment plant	32,125	32,125	32,125	32,125
Vehicles	14	16	18	19
Wastewater				
Sanitary sewers (miles)	80.58	74.64	74.64	74.64
Storm sewers (miles)	72.58	75.91	75.91	72.59
Vehicles	5	6	6	6

Source: City of North Canton departments

<u>2011</u>	<u>2010</u>	<u>2009</u>	<u>2008</u>	<u>2007</u>	<u>2006</u>
31,517 10	31,517 10	31,517 10	31,517 10	31,517 10	31,517 8
1 11,960 13	1 11,960 13	1 11,960 13	1 11,960 13	1 11,960 14	1 11,960 13
1 8,989 11	1 8,989 11	1 8,989 11	1 8,989 11	1 8,989 11	1 8,989 11
1 8,970 5	1 8,970 6	1 8,970 6	1 8,970 6	1 8,970 5	1 8,970 6
11 1 11 7 9 11	11 1 11 7 8 11	11 1 11 7 8 11	11 1 11 7 8 11	11 1 11 7 7 11	13 1 11 8 7 11
97.50 15	95.46 18	95.46 18	95.46 18	95.46 18	95.46 18
144.00 32,125 17	129.80 32,125 17	129.80 32,125 17	129.80 32,125 17	129.80 32,125 17	127.93 32,125 17
74.64 72.59 15	64.39 49.42 9	64.39 49.42 9	64.39 49.42 9	64.39 49.42 9	64.06 48.3 9

CITY OF NORTH CANTON, OHIO

OPERATING INDICATORS BY FUNCTION/PROGRAM
LAST TEN YEARS

<u>Function/Program</u>	<u>2015</u>	<u>2014</u>	<u>2013</u>	<u>2012</u>
General Government				
Number of ordinances passed	85	95	81	111
Number of planning commission agenda items	7	20	18	15
Number of zoning board of appeals agenda items	6	-	1	6
Number of checks/vouchers issued	3,079	3,016	3,362	3,289
Interest earnings for fiscal year (cash basis)	\$60,586	\$58,067	\$20,339	\$14,974
General fund receipts (cash basis in thousands)	\$7,370	\$8,078	\$7,262	\$7,755
General fund expenditures (cash basis in thousands)	\$8,033	\$7,592	\$7,553	\$8,382
General fund cash balances (in thousands)	\$1,839	\$2,285	\$1,667	\$1,894
Income Tax Department				
Number of individual returns	7,723	7,930	7,281	4,260
Number of business returns	1,366	1,327	1,270	1,305
Annual number of reconciliation of withholding processed	1,249	1,397	1,329	1,426
Building Department Indicators				
Construction permits issued	252	627	727	664
Estimated value of construction	\$ 71,120,103	\$ 26,491,592	\$ 11,456,887	\$ 12,102,168
Inspections conducted	1,121	917	789	663
Security of Persons & Property				
Police				
Total calls for services	17,922	16,746	18,049	26,503
Traffic violations	1,546	1,571	1,901	1,805
Motor vehicle accidents	529	546	429	558
Written warnings	3,847	3,912	3,998	3,706
Total criminal arrests	348	406	552	404
Fire/Emergency Medical Services				
EMS calls	2,152	2,416	2,292	2,223
EMS transports	1,631	1,510	1,934	1,502
Ambulance billing collections	\$552,430	\$496,107	\$538,763	\$501,956
Fire calls	573	430	559	470
Fire safety inspections	995	980	215	1,527
Leisure Time Activities				
Recreation				
Swimming pool memberships	2,304	1,033	936	2,079
Civic center rentals	55	46	21	90
Dogwood shelter rentals	267	265	372	154
Transportation				
Asphalt resurfacing (miles)	0	2.92	0	5.16
Asphalt usage for pothole repairs (tons)	292	0	454	511.73
Salt usage (tons)	2,500	4,600	4,003	2,800
Cost of salt purchased	\$330,421	\$258,290	\$153,088	\$310,960
Water Department				
Average daily gallons sold per consumer	152	157	152	167
Number of customers	8,993	8,970	9,102	9,063
Annual water collections	\$6,806,063	\$6,229,831	\$6,006,676	\$6,051,273
Water main breaks	19	14	13	23
Number of wells	9	9	9	9
Gallons of water treated (millions of gallons)	998	1,029	1,008	1,106
Wastewater Department				
Residential sewer rate (flat monthly rate)	\$25.41	\$25.41	\$25.41	\$25.41
Number of customers	6,356	6,342	6,334	6,308

Source: City of North Canton departments

2011	2010	2009	2008	2007	2006
111	110	123	122	147	141
8	12	2	15	15	21
1	10	3	11	12	18
3,356	3,419	4,113	3,390	3,711	3,825
\$32,364	\$47,819	\$81,158	\$360,120	\$543,994	\$463,016
\$9,161	\$7,888	\$8,425	\$9,031	\$9,321	\$9,500
\$7,382	\$9,235	\$9,406	\$9,961	\$7,744	\$9,915
\$2,418	\$1,567	\$2,826	\$3,713	\$4,578	\$4,695
7,267	7,471	7,742	7,852	8,312	8,385
1,231	1,184	1,109	1,187	1,319	1,270
1,144	1,397	1,503	1,529	1,523	1,519
1,327	776	786	703	305	381
\$ 5,754,751	\$ 7,534,618	\$ 11,462,310	\$ 17,559,237	\$19,254,219	\$ 25,389,738
712	1,054	1,124	1,114	1,895	771
28,172	28,107	29,225	29,459	31,274	31,276
1,139	1,175	1,495	1,418	1,297	1,628
527	516	513	525	604	561
1,891	1,983	-	-	-	-
504	399	504	392	398	482
2,377	2,075	1,948	2,080	1,635	1,612
1,509	1,416	1,251	1,284	1,503	1,069
\$489,060	\$458,753	\$461,009	\$269,287	\$337,602	\$311,999
493	406	424	537	434	412
1,694	1,655	1,543	1,410	1,223	1,087
2,404	2,247	2,387	2,729	3,107	3,375
254	255	303	337	318	208
159	248	261	252	228	260
3.75	3.12	2.58	2.7	1.80	2.66
413.85	672.13	358.37	530.75	410	184
5,200	6,400	6,250	6,752	4,250	2,282
\$359,814	\$325,248	\$237,641	\$282,216	\$188,992	\$121,505
178	277	132	321	340.81	332.85
9,044	8,900	8,876	8,947	8,794	8,699
\$5,874,591	\$5,832,610	\$5,819,610	\$5,759,068	\$5,583,161	\$5,031,926
18	14	19	31	59	33
7	9	8	8	8	7
1,211	1,163	1,210	1,321	1,307	1,170
\$25.41	\$25.41	\$21.00	\$21.00	\$19.00	\$19.00
6,310	6,305	6,204	6,284	6,283	6,251

THIS PAGE IS INTENTIONALLY LEFT BLANK



Dave Yost • Auditor of State

CITY OF NORTH CANTON

STARK COUNTY

CLERK'S CERTIFICATION

This is a true and correct copy of the report which is required to be filed in the Office of the Auditor of State pursuant to Section 117.26, Revised Code, and which is filed in Columbus, Ohio.

Susan Babbitt

CLERK OF THE BUREAU

**CERTIFIED
NOVEMBER 29, 2016**