

Dave Yost • Auditor of State

**FINANCIAL CONDITION
KNOX COUNTY**

TABLE OF CONTENTS

TITLE	PAGE
Federal Awards Expenditures Schedule	1
Notes to the Federal Awards Expenditures Schedule	3
Independent Auditor's Report on Internal Control Over Financial Reporting and on Compliance and Other Matters Required by <i>Government Auditing Standards</i>	5
Independent Auditor's Report on Compliance with Requirements Applicable to Each Major Federal Program, Internal Control Over Compliance Required by OMB Circular A-133, and Federal Awards Expenditures Schedule	7
Schedule of Findings.....	11
Corrective Action Plan.....	14

THIS PAGE INTENTIONALLY LEFT BLANK

KNOX COUNTY

FEDERAL AWARDS EXPENDITURES SCHEDULE
FOR THE YEAR ENDED DECEMBER 31, 2012

Federal Grantor Pass Through Grantor Program Title	CFDA #	Pass-through Agency Awarding Number	Expenditures
United States Department of Agriculture:			
Passed-through Ohio Department of Agriculture:			
State Administrative Matching Grants for Supplemental Nutrition Assistance	10.561	G-1011-11-5062	\$ 462,348
Total U.S. Department of Agriculture			462,348
United States Department of Housing and Urban Development:			
Passed through Ohio Department of Development:			
HOME Investment Partnership Program	14.239	B-C-10-1BM-2	216,126
Community Development Block Grant / State's Program	14.228	B-C-10-1BM-1	103,315
		B-F-11-1BM-1	76,567
		B-F-10-1BM-1	10,186
		B-W-09-1BM-1	553,375
		B-W-09-1BM-2	533,875
Total Community Development Block Grant / State's Program			1,277,318
Total U.S. Department of Housing and Urban Development			1,493,444
United States Department of Justice:			
Passed through the Ohio Department of Youth Services:			
Juvenile Accountability Block Grants	16.523	2009-JB-011-B015	10,000
Passed through the Ohio Attorney General:			
Crime Victims Assistance	16.575	2012VAGENE334	26,816
Passed through the Ohio Department of Public Safety:			
Edward Byrne Justice Assistance Grant	16.738	2011-JG-C01-6298	10,210
Total U.S. Department of Justice			47,026
United States Department of Labor:			
WIA Cluster Passed-through Ohio Department of Job and Family Services:			
Passed-through Montgomery County Auditor, WIA Area 7 Board			
Workforce Investment Act - Adult Administrative			43,458
Workforce Investment Act - Adult			103,371
Workforce Investment Act - Adult Total	17.258	31-6400072	146,829
Workforce Investment Act - Youth Administrative			87,036
Workforce Investment Act - Youth			81,124
Workforce Investment Act - Youth Total	17.259	31-6400072	168,160
Workforce Investment Act - Dislocated Worker Administrative			27,254
Workforce Investment Act - Dislocated Worker			191,352
Workforce Investment Act - Dislocated Worker Total	17.278	31-6400072	218,606
Total U. S. Department of Labor and WIA Cluster			533,595
United States Department of Transportation:			
Direct Program:			
Airport Improvement Program	20.106	N/A	54,575
Passed-through Ohio Department of Transportation:			
Highway Planning and Construction Grant	20.205	PID 83296	57,904
		PID 84875	9,984
		PID 85335	2,452
		PID 87384	172,036
		PID 87661	20,400
		PID 90078	10,885
		PID 90583	302,199
		PID 92399	304,603
Total Highway Planning and Construction Grant			880,463
Total U.S. Department of Transportation			935,038

KNOX COUNTY

FEDERAL AWARDS EXPENDITURES SCHEDULE
FOR THE YEAR ENDED DECEMBER 31, 2012
(Continued)

Federal Grantor Pass Through Grantor Program Title	CFDA #	Pass-through Agency Awarding Number	Expenditures
United States Environmental Protection Agency:			
Direct Program:			
Congressionally Mandated Projects	66.202	N/A	388,000
United States Election Assistance Commission:			
Passed-through Ohio Secretary of State:			
Help America Vote Act	90.401	N/A	5,265
Total U.S. Election Assistance Commission			5,265
United States Department of Health and Human Services:			
Passed-through Ohio Secretary of State:			
Voting Access for Individuals with Disabilities	93.617	06-SOS-HHH-42	3,982
Passed-through Ohio Department of Jobs and Family Services:			
Promoting Safe and Stable Families	93.556	G-1011-11-5062/G-1213-11-0062	63,761
Temporary Assistance for Needy Families	93.558	G-1011-11-5062/G-1213-11-0062	1,287,744
Child Support Enforcement	93.563	G-1011-11-5062/G-1213-11-0062	470,105
Child Care and Development	93.575	G-1011-11-5062/G-1213-11-0062	95,701
Child Care Mandatory and Matching Funds	93.596	G-1011-11-5062/G-1213-11-0062	(36,332)
Total Child Care Cluster			59,369
Child Welfare Services - State Grants	93.645	G-1011-11-5062/G-1213-11-0062	38,224
Foster Care Management	93.658	G-1011-11-5062/G-1213-11-0062	242,199
Adoption Assistance	93.659	G-1011-11-5062/G-1213-11-0062	316,065
Social Services Block Grant	93.667	G-1011-11-5062/G-1213-11-0062	352,663
Children's Health Insurance Program	93.767	G-1011-11-5062/G-1213-11-0062	9,464
Chaffee Foster Care Independence Program	93.674	G-1011-11-5062/G-1213-11-0062	11,652
Medical Assistance Program	93.778	G-1011-11-5062/G-1213-11-0062	314,410
Total Ohio Department of Jobs and Family Services			3,165,656
Passed-through Ohio Department of Developmental Disabilities			
Social Services Block Grant - Title XX	93.667	31-6400072	44,734
Medical Assistance Program - Waiver Administration	93.778	31-6400072	152,226
Total Ohio Department of Developmental Disabilities			196,960
Total U.S. Department of Health and Human Services			3,366,598
United States Department of Homeland Security:			
Passed through Ohio Emergency Management Agency:			
Emergency Management Performance Grants	97.042	2012-EP-00004-S01	10,613
		2011-EP-00003-S01	53,315
Total Emergency Management Performance Grants			63,928
Homeland Security Program:			
State Homeland Security Program	97.067	2008-GE-T8-0025	5,157
		2009-SS-T9-0089	31,543
Total Homeland Security Program			36,700
Total U.S. Department of Homeland Security			100,628
Total Federal Awards Expenditures			\$ 7,331,942

The accompanying notes to this schedule are an integral part of this schedule.

KNOX COUNTY

**NOTES TO THE FEDERAL AWARDS EXPENDITURES SCHEDULE
FISCAL YEAR ENDED DECEMBER 31, 2012**

NOTE A - SIGNIFICANT ACCOUNTING POLICIES

The accompanying Federal Awards Expenditures Schedule (the Schedule) reports the Knox County's (the County's) federal award programs' disbursements. The schedule has been prepared on the cash basis of accounting.

NOTE B - COMMUNITY DEVELOPMENT BLOCK GRANT (CDBG) REVOLVING LOAN PROGRAMS

The County has a revolving loan fund (RLF) program to provide low-interest loans to businesses to create jobs for low to moderate income households. The federal Department of Housing and Urban Development (HUD) grants money for these loans to the County passed through the Ohio Department of Development. The initial loan of this money is recorded as a disbursement on the accompanying Federal Awards Expenditures Schedule (the Schedule). Loans repaid, including interest, are used to make additional loans. Subsequent loans are subject to the same compliance requirements imposed by HUD as the initial loans.

These loans are collateralized by mortgages on the property.

Activity in the CDBG revolving loan fund during 2012 is as follows:

Beginning loans receivable balance as of January 1, 2012	\$60,525
Loans made	0
Loan principal repaid	10,429
Ending loans receivable balance as of December 31, 2012	<u>\$50,096</u>
Cash balance on hand in the revolving loan fund as of December 31, 2012	\$67,382
Administrative costs expended during 2012	2,402

The table above reports gross loans receivable.

NOTE C - MATCHING REQUIREMENTS

Certain Federal programs require the County to contribute non-Federal funds (matching funds) to support the Federally-funded programs. The County has met its matching requirements. The Schedule does not include the expenditure of non-Federal matching funds.

NOTE D – OUTSTANDING LOANS

In 2005, the Knox County Airport, a component unit of Knox County, secured a \$775,000 loan with the United State Department of Agriculture – Rural Development Program – CFDA# 10.766. At December 31, 2011, \$667,700 of the loan remained outstanding.

KNOX COUNTY

NOTES TO THE FEDERAL AWARDS EXPENDITURES SCHEDULE
FISCAL YEAR ENDED DECEMBER 31, 2012
(Continued)

NOTE E - TRANSFERS BETWEEN FEDERAL PROGRAMS

During fiscal year 2012, the County made allowable transfers of \$239,867 from the Temporary Assistance for Needy Families (TANF) (93.558) program to the Social Services Block Grant (SSBG) (93.667) program. The Schedule shows the County spent approximately \$1,287,744 on the TANF program. The amount reported for the TANF program on the Schedule excludes the amount transferred to the SSBG program. The amount transferred to the SSBG program is included as SSBG expenditures when disbursed. The following table shows the gross amount drawn for the TANF program during fiscal year 2012 and the amount transferred to the Social Services Block Grant program.

Temporary Assistance for Needy Families	\$ 1,527,611
Transfer to Social Services Block Grant	<u>(239,867)</u>
Total Temporary Assistance for Needy Families	<u>\$ 1,287,744</u>

NOTE F – MEDICAID 2007 COST SETTLEMENT REPORT

During the calendar year, the County Board of Developmental Disabilities received a settlement report for the 2007 Cost Report from the Ohio Department of Developmental Disabilities (ODODD) for the Medicaid Program (CFDA #93.778) in the amount of \$34,238. The cost report settlement was for settlement of the difference between the statewide payment rate and the rate calculated based up actual expenditures for Medicaid services. This revenue is not listed on the County's Schedule of Expenditures of Federal Award since the underlying expenses occurred in prior reporting periods.



Dave Yost • Auditor of State

INDEPENDENT AUDITOR'S REPORT ON INTERNAL CONTROL OVER FINANCIAL REPORTING AND ON COMPLIANCE AND OTHER MATTERS REQUIRED BY *GOVERNMENT AUDITING STANDARDS*

Knox County
117 East High Street
Mount Vernon, Ohio 43050

To the Board of County Commissioners:

We have audited, in accordance with auditing standards generally accepted in the United States and the Comptroller General of the United States' *Government Auditing Standards*, the financial statements of the governmental activities, the business-type activities, the discretely presented component unit, each major fund, and the aggregate remaining fund information of Knox County, Ohio, (the County) as of and for the year ended December 31, 2012, and the related notes to the financial statements, which collectively comprise the County's basic financial statements and have issued our report thereon dated June 27, 2013.

Internal Control Over Financial Reporting

As part of our financial statement audit, we considered the County's internal control over financial reporting (internal control) to determine the audit procedures appropriate in the circumstances to the extent necessary to support our opinions on the financial statements, but not to the extent necessary to opine on the effectiveness of the County's internal control. Accordingly, we have not opined on it.

A *deficiency in internal control* exists when the design or operation of a control does not allow management or employees, when performing their assigned functions, to prevent, or detect and timely correct misstatements. A *material weakness* is a deficiency, or combination of internal control deficiencies resulting in a reasonable possibility that internal control will not prevent or detect and timely correct a material misstatement of the County's financial statements. A *significant deficiency* is a deficiency, or a combination of deficiencies, in internal control that is less severe than a material weakness, yet important enough to merit attention by those charged with governance.

Our consideration of internal control was for the limited purpose described in the first paragraph of this section and was not designed to identify all internal control deficiencies that might be material weaknesses or significant deficiencies. Given these limitations, we did not identify any deficiencies in internal control that we consider material weaknesses. However, unidentified material weaknesses may exist.

Compliance and Other Matters

As part of reasonably assuring whether the County's financial statements are free of material misstatement, we tested its compliance with certain provisions of laws, regulations, contracts, and grant agreements, noncompliance with which could directly and materially affect the determination of financial statement amounts. However, opining on compliance with those provisions was not an objective of our audit and accordingly, we do not express an opinion. The results of our tests disclosed an instance of noncompliance or other matter we must report under *Government Auditing Standards* which is described in the accompanying schedule of findings as item 2012-01.

Entity's Response to Finding

The County's response to the finding identified in our audit is described in the accompanying schedule of findings. We did not audit the County's response and, accordingly, we express no opinion on it.

Purpose of this Report

This report only describes the scope of our internal control and compliance testing and our testing results, and does not opine on the effectiveness of the County's internal control or on compliance. This report is an integral part of an audit performed under *Government Auditing Standards* in considering the County's internal control and compliance. Accordingly, this communication is not suitable for any other purpose.

A handwritten signature in black ink that reads "Dave Yost". The signature is written in a cursive, flowing style.

Dave Yost
Auditor of State
Columbus, Ohio

June 27, 2013



Dave Yost • Auditor of State

INDEPENDENT AUDITOR'S REPORT ON COMPLIANCE WITH REQUIREMENTS APPLICABLE TO EACH MAJOR FEDERAL PROGRAM, INTERNAL CONTROL OVER COMPLIANCE REQUIRED BY OMB CIRCULAR A-133, AND FEDERAL AWARDS EXPENDITURES SCHEDULE

Knox County
117 East High Street
Mount Vernon, Ohio 43050

To the Board of County Commissioners:

Report on Compliance for Each Major Federal Program

We have audited Knox County, Ohio's (the County's) compliance with the applicable requirements described in the U.S. Office of Management and Budget (OMB) *Circular A-133, Compliance Supplement* that could directly and materially affect each of the County's major federal programs for the year ended December 31, 2012. The *Summary of Audit Results* in the accompanying schedule of findings identifies the County's major federal programs.

Management's Responsibility

The County's Management is responsible for complying with the requirements of laws, regulations, contracts, and grants applicable to its federal programs.

Auditor's Responsibility

Our responsibility is to opine on the County's compliance for each of the County's major federal programs based on our audit of the applicable compliance requirements referred to above. Our compliance audit followed auditing standards generally accepted in the United States of America; the standards for financial audits included in the Comptroller General of the United States' *Government Auditing Standards*; and OMB Circular A-133, *Audits of States, Local Governments, and Non-Profit Organizations*. These standards and OMB Circular A-133 require us to plan and perform the audit to reasonably assure whether noncompliance with the applicable compliance requirements referred to above that could directly and materially affect a major federal program occurred. An audit includes examining, on a test basis, evidence about the County's compliance with those requirements and performing such other procedures as we considered necessary in the circumstances.

We believe our audit provides a reasonable basis for our compliance opinion on the County's major programs. However, our audit does not provide a legal determination of the County's compliance.

Opinion on Each Major Federal Program

In our opinion, the County complied, in all material respects with the compliance requirements referred to above that could directly and materially affect each of its major federal programs for the year ended December 31, 2012.

Other Matters

The accompanying federal awards expenditures schedule replaces the schedule for the County's fiscal year ended December 31, 2012, previously issued with our report dated June 27, 2013 and reissued on September 23, 2013. The schedule was revised to include \$388,000 of Congressionally Mandated Projects expenditures, which were previously omitted. The addition of these expenditures resulted in that program being designated as a major federal program. Subsequent to our reissuing our September 23, 2013 report, we determined this matter should have been included in Finding 2012-02.

Report on Internal Control Over Compliance

The County's management is responsible for establishing and maintaining effective internal control over compliance with the applicable compliance requirements referred to above. In planning and performing our compliance audit, we considered the County's internal control over compliance with the applicable requirements that could directly and materially affect a major federal program, to determine our auditing procedures appropriate for opining on each major federal program's compliance and to test and report on internal control over compliance in accordance with OMB Circular A-133, but not to the extent needed to opine on the effectiveness of internal control over compliance. Accordingly, we have not opined on the effectiveness of the County's internal control over compliance.

Our consideration of internal control over compliance was for the limited purpose described in the preceding paragraph and was not designed to identify all deficiencies in internal control over compliance that might be material weaknesses or significant deficiencies. Therefore, we cannot assure we have identified all deficiencies in internal control over compliance that might be material weaknesses or significant deficiencies. However, as discussed below, we identified a certain deficiency in internal control over compliance that we consider to be a material weakness.

A deficiency in internal control over compliance exists when the design or operation of a control over compliance does not allow management or employees, when performing their assigned functions, to prevent, or to timely detect and correct, noncompliance with a federal program's applicable compliance requirement. *A material weakness in internal control over compliance* is a deficiency, or combination of deficiencies in internal control over compliance, such that there is a reasonable possibility that material noncompliance with a federal program's compliance requirement will not be prevented, or timely detected and corrected. We consider the deficiency in internal control over compliance described in the accompanying schedule of findings as item 2012-02 to be a material weakness.

The County's response to our internal control over compliance finding is described in the accompanying schedule of findings. We did not audit the County's response and, accordingly, we express no opinion on it.

This report only describes the scope of our tests of internal control over compliance and the results of this testing based on OMB Circular A-133 requirements. Accordingly, this report is not suitable for any other purpose.

Report on Schedule of Expenditures of Federal Awards Required by OMB Circular A-133

We have also audited the financial statements of the governmental activities, the business-type activities, the discretely-presented component unit, each major fund and the aggregate remaining fund information of the County as of and for the year ended December 31, 2012, and the related notes to the financial statements, which collectively comprise the County's basic financial statements. We issued our unmodified report thereon dated June 27, 2013. We conducted our audit to opine on the County's basic financial statements. We have not performed any procedures to the audited financial statements subsequent to June 27, 2013. The accompanying federal awards expenditures schedule presents additional analysis required by the U.S. Office of Management and Budget Circular A-133, *Audits of States, Local Governments, and Non-Profit Organizations* and is not a required part of the basic financial statements. The schedule is management's responsibility, and was derived from and relates directly to the underlying accounting and other records management used to prepare the basic financial statements. We subjected this schedule to the auditing procedures we applied to the basic financial statements. We also applied certain additional procedures, including comparing and reconciling this schedule directly to the underlying accounting and other records used to prepare the basic financial statements or to the basic financial statements themselves, in accordance with auditing standards generally accepted in the United States of America. In our opinion, this schedule is fairly stated, in all material respects, in relation to the basic financial statements taken as a whole.



Dave Yost
Auditor of State
Columbus, Ohio

June 27, 2013, except for the Other Matters paragraph, which is dated May 6, 2014.

THIS PAGE INTENTIONALLY LEFT BLANK

KNOX COUNTY
SCHEDULE OF FINDINGS
OMB CIRCULAR A -133 § .505
DECEMBER 31, 2012

1. SUMMARY OF AUDITOR'S RESULTS

<i>(d)(1)(i)</i>	Type of Financial Statement Opinion	Unmodified
<i>(d)(1)(ii)</i>	Were there any material control weaknesses reported at the financial statement level (GAGAS)?	No
<i>(d)(1)(ii)</i>	Were there any significant deficiencies in internal control reported at the financial statement level (GAGAS)?	No
<i>(d)(1)(iii)</i>	Was there any reported material noncompliance at the financial statement level (GAGAS)?	Yes
<i>(d)(1)(iv)</i>	Were there any material internal control weaknesses reported for major federal programs?	Yes
<i>(d)(1)(iv)</i>	Were there any significant deficiencies in internal control reported for major federal programs?	No
<i>(d)(1)(v)</i>	Type of Major Programs' Compliance Opinion	Unmodified
<i>(d)(1)(vi)</i>	Are there any reportable findings under § .510(a)?	Yes
<i>(d)(1)(vii)</i>	Major Programs (list):	CFDA 14.228 Community Development Block Grants / State's Program CFDA 10.561 Supplementary Nutrition Assistance Program CFDA 93.658 Foster Care CFDA 93.659 Adoption Assistance CFDA 66.202 Congressionally Mandated Projects
<i>(d)(1)(viii)</i>	Dollar Threshold: Type A/B Programs	Type A: > \$ 300,000 Type B: all others
<i>(d)(1)(ix)</i>	Low Risk Auditee?	Yes

**2. FINDINGS RELATED TO THE FINANCIAL STATEMENTS
REQUIRED TO BE REPORTED IN ACCORDANCE WITH GAGAS**

FINDING NUMBER 2012-01

Alcohol Expenditures – Finding for Recovery - Repaid Under Audit

KNOX COUNTY

SCHEDULE OF FINDINGS
OMB CIRCULAR A -133 § .505
DECEMBER 31, 2012
(Continued)

**2. FINDINGS RELATED TO THE FINANCIAL STATEMENTS
REQUIRED TO BE REPORTED IN ACCORDANCE WITH GAGAS (Continued)**

FINDING NUMBER 2012-01 (Continued)

Alcohol Expenditures – Finding for Recovery - Repaid Under Audit (Continued)

State ex rel. McClure v. Hagerman, 155 Ohio St. 320 (1951), provides that expenditures made by a governmental unit should serve a public purpose. Typically the determination of what constitutes a “proper public purpose” rests with the judgment of the governmental entity, unless such determination is arbitrary or unreasonable.

Even if a purchase is reasonable, Ohio Attorney General Opinion 82-006 indicates that it must be memorialized by a duly enacted ordinance or resolution and may have a prospective effect only. Auditor of State Bulletin 2003-005 Expenditure of Public Funds/Proper “Public Purpose” states that the Auditor of State’s Office will only question expenditures where the legislative determination of a public purpose is manifestly arbitrary and incorrect. The use of public funds to purchase alcohol will be considered arbitrary and incorrect and will be cited by the Auditor of State’s Office.

In June of 2012, David Barber traveled to New Orleans, Louisiana to attend International Homicide Investigators Association training. Mr. Barber used the American Express Credit Card to pay for expenses incurred on the trip. One expense on the credit card was for the hotel room which included room service. The room service bill included six dollars for the purchase of alcohol. The credit card payment was paid with check number 6526 in the amount of \$1,691.14 out of the Law Enforcement Trust Fund.

Purchases of alcohol with public funds have been determined not to be a “proper public purpose” as described in Auditor of State Bulletin 2003-005.

In accordance with the forgoing facts, and pursuant to Ohio Revised Code Section 117.28, a Finding for Recovery for public money illegally expended is hereby issued against David Barber in the amount of six dollars (\$6), in favor of the Law Enforcement Trust Fund.

On June 21, 2013, \$6 was repaid by David Barber to the Law Enforcement Trust Fund.

Officials’ Response:

Knox County has a strict policy in force that does not allow any “Alcoholic Beverages”. The Law Enforcement Trust Fund is an outside account that does not go through the county books for audit purposes. The Auditor will contact the current Sheriff and request that the same strict policy be enforced and monitored closely for all future purchases.

3. FINDINGS FOR FEDERAL AWARDS

FINDING NUMBER 2012-02

Adjustments to Federal Awards Expenditure Schedule/Material Weakness

OMB Circular A-133, *Audits of States, Local Governments, and Non-Profit Organizations*, (the Circular), sets forth standards for the audit of non-Federal entities expending Federal awards. Section .300(a) of the Circular states the auditee shall identify, in its accounts, all Federal awards received and expended and the Federal programs under which they were received. Federal program and award identification shall include, as applicable, the CFDA title and number, award number and year, name of the Federal agency, and name of the pass-through entity.

KNOX COUNTY

**SCHEDULE OF FINDINGS
OMB CIRCULAR A -133 § .505
DECEMBER 31, 2012
(Continued)**

3. FINDINGS FOR FEDERAL AWARDS (Continued)

FINDING NUMBER 2012-02 (Continued)

Adjustments to Federal Awards Expenditure Schedule/Material Weakness (Continued)

Section .310(b) states, in part, the auditee shall also prepare a schedule of expenditures of Federal awards for the period covered by the auditee's financial statements. At a minimum, the schedule shall:

1. List individual Federal programs by Federal agency. For Federal programs included in a cluster of programs, list individual Federal programs within a cluster of programs. For Research and Development, total Federal awards expended shall be shown either by individual award or by Federal agency and major subdivision within the Federal agency.
2. For Federal awards received as a subrecipient, the name of the pass-through entity and identifying number assigned by the pass-through entity shall be included.
3. Provide total Federal awards expended for each individual Federal program and the CFDA number or other identifying number when the CFDA information is not available.
4. Include notes that describe the significant accounting policies used in preparing the schedule.
5. To the extent practical, pass-through entities should identify in the schedule the total amount provided to subrecipients from each federal program.
6. Include, in either the schedule or a note to the schedule, the value of the Federal awards expended in the form of non-cash assistance, the amount of insurance in effect during the year, and loans or loan guarantees outstanding at year end. While not required, it is preferable to present this information in the schedule.

The original federal awards expenditures schedule prepared by the County for calendar year 2012 required modifications to the following grants:

Grant	Expenditures Originally Reported	Expenditures after Adjustments
CFDA #14.228- Community Development Block Grants / State's Program	\$190,068	\$1,277,318
CFDA #20.205 – Highway Planning and Construction Grant	553,008	880,463
CFDA #66.202 – Congressionally Mandated Projects	-0-	388,000

Failure to identify federal awards and accurately prepare a federal awards expenditures schedule may result in noncompliance with the Circular and may compromise the County's ability to obtain federal awards in the future.

The County has made these adjustments to the federal awards expenditures schedule.

We recommend the County Commissioners, as granting authority for the above-listed grants, ensure adequate procedures are in place to track and readily identify the receipt and disbursement of all federal awards. This will ensure information submitted to the County Auditor is complete and accurate for preparation of the federal awards expenditures schedule at year end.

Officials' Response:

The County Auditor's Office has implemented internal controls to track all revenue and expenditures for each approved grant. For information regarding this corrective action plan, please contact Jonette Curry, County Auditor.

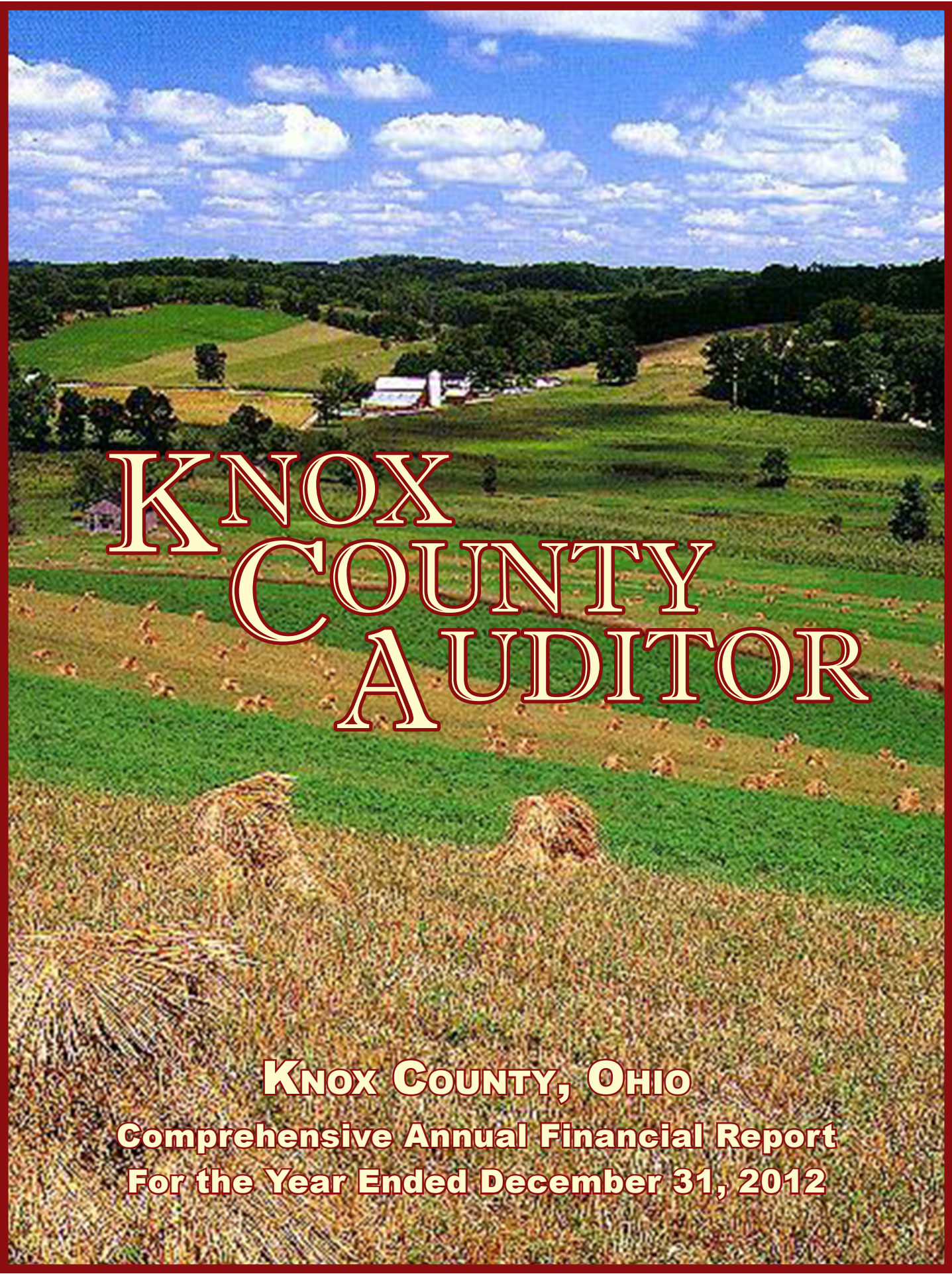
KNOX COUNTY

**CORRECTIVE ACTION PLAN
OMB CIRCULAR A -133 § .315 (c)
DECEMBER 31, 2012**

Finding Number	Planned Corrective Action	Anticipated Completion Date	Responsible Contact Person
2012-02	County departments will be required to include federal grant numbers on receipt and expenditure forms to better track federal funding.	12/31/2013	Jonette Curry, Knox County Auditor

This page intentionally left blank.

This page intentionally left blank.



KNOX COUNTY AUDITOR

KNOX COUNTY, OHIO
Comprehensive Annual Financial Report
For the Year Ended December 31, 2012

ADDITIONAL COPIES OF THIS
REPORT MAY BE OBTAINED
BY CONTACTING:

THE KNOX COUNTY AUDITOR'S OFFICE
117 EAST HIGH STREET, SUITE 120
MOUNT VERNON, OHIO 43050
(740) 393-6743

COMPREHENSIVE ANNUAL FINANCIAL REPORT

FOR THE YEAR ENDED
DECEMBER 31, 2012

*Jonette Curry
County Auditor*

*Prepared by the
Knox County Auditor's Office*



TABLE OF CONTENTS

KNOX COUNTY, OHIO

I INTRODUCTORY SECTION

A Letter of Transmittal vii
B List of Elected Officials xv
C County Organizational Chart xvi
D Certificate of Achievement for Excellence in Financial Reporting xvii

II FINANCIAL SECTION

A Independent Auditor’s Report 1
B Management’s Discussion and Analysis 5
C Basic Financial Statements:
 Government-wide Financial Statements:
 Statement of Net Position 14
 Statement of Activities 16
 Fund Financial Statements:
 Governmental Funds:
 Balance Sheet 18
 Reconciliation of Total Governmental Fund Balances to Net Position of
 Governmental Activities 20
 Statement of Revenues, Expenditures and Changes in Fund Balances 22
 Reconciliation of the Statement of Revenues, Expenditures and Changes
 in Fund Balances of Governmental Funds to the Statement of Activities 24
 Statement of Revenues, Expenditures and Changes in Fund Balance –
 Budget and Actual (Non-GAAP Budgetary Basis):
 General Fund 25
 Public Assistance Fund 26
 Motor Vehicle and Gasoline Tax Fund 27
 Children Services Board Fund 28
 Development Disabilities Fund 29
 Proprietary Funds:
 Statement of Net Position 30
 Statement of Revenues, Expenses and Changes in Fund Net Position 32
 Statement of Cash Flows 34
 Fiduciary Funds:
 Statement of Assets and Liabilities 36
Notes to the Basic Financial Statements 37

D Combining and Individual Fund Statements and Schedules:

Nonmajor Governmental Financial Statements:

Combining Balance Sheet	90
Combining Statement of Revenues, Expenditures and Changes in Fund Balances	91
Combining Balance Sheet – Nonmajor Special Revenue Funds.....	92
Combining Statement of Revenues, Expenditures and Changes in Fund Balances – Nonmajor Special Revenue Funds.....	100
Combining Balance Sheet – Nonmajor Debt Service Funds.....	108
Combining Statement of Revenues, Expenditures and Changes in Fund Balances – Nonmajor Debt Service Funds.....	109
Combining Balance Sheet – Nonmajor Capital Projects Funds.....	110
Combining Statement of Revenues, Expenditures and Changes in Fund Balances – Nonmajor Capital Projects Funds.....	112
Individual Schedules of Revenues, Expenditures and Changes in Fund Balance – Budget and Actual (Non-GAAP Budgetary Basis):	

Major Governmental Funds:

<i>General Fund</i>	114
<i>Special Revenue Funds:</i>	
Public Assistance Fund.....	121
Motor Vehicle and Gasoline Tax Fund.....	122
Children Services Board Fund.....	123
Development Disabilities Fund	124

Nonmajor Governmental Funds:

<i>Special Revenue Funds:</i>	
Dog and Kennel Fund.....	125
Indigent Guardianship Fund	126
Conduct of Business Fund	127
Courts Computer Fund.....	128
Recorder’s Equipment Fund	129
Courts’ Computer Research Fund.....	130
Time Out Program Fund	131
Court Security Fund.....	132
Probate-Juvenile Special Project Fund	133
Drug Screens Fund.....	134
Juvenile Court Social Workers Fund	135

Special Revenue Funds (Continued):

Automated Title Processing Fund.....	136
Law Library Fund	137
Delinquent Tax Assessment Collection Fund.....	138
Victims of Crime Act and State Victims Assistance Act Fund	139
Marine Patrol Grant Fund	140
Drug Abuse Resistance Education Grant Fund	141
Common Pleas Jail Diversion Grant Fund.....	142
Byrne Drug Court Fund	143
911 Emergency Calling System Fund.....	144
Child Abuse Prevention Grant Fund.....	145
Litter Control and Recycling Fund	146
Child Support Enforcement Agency Fund.....	147
Real Estate Assessment Fund	148
Youth Services Grant Fund.....	149
Ditch Maintenance Fund.....	150
Emergency Management Agency Fund.....	151
Home Fund	152
Marriage License Fund	153
Help America Vote Act Fund	154
Storm Water Management Fund.....	155
Continuing Professional Training Fund.....	156
Concealed Handgun License Fund	157
Workforce Investment Act Programs Fund	158
Flood Assistance Fund.....	159
Citizen Corps Program Grant Fund	160
Common Pleas Special Project Fund.....	161
Supervision Fee Fund	162
Parenting Seminar Fund.....	163
Immobilized Vehicle Fund	164
Community Mental Health Fund	165
Senior Citizens Fund.....	166

Debt Service Funds:

Bond Retirement Fund.....	167
Ohio Water Development Authority Fund	168
Ohio Public Works Commission – Dan Amity Road Fund.....	169

Capital Projects Fund:

Permanent Improvement Fund.....	170
Dog and Kennel Equipment Fund	171
Community Development Block Grant Fund.....	172
Fredericktown Sewer Project Fund.....	173
Engineering Projects Fund.....	174
Industrial Site Improvement Fund	175

Fiduciary Funds – Agency Funds:

Combining Statement of Assets and Liabilities.....	179
Combining Statement of Changes in Assets and Liabilities	180

Component Units:

Statement of Cash Flows	187
-------------------------------	-----

III

STATISTICAL SECTION

Net Position by Component – Last Ten Years S 2

Changes in Net Position – Last Ten Years S 4

Fund Balances, Governmental Funds – Last Ten Years S 8

Changes in Fund Balances, Governmental Funds – Last Ten Years..... S 10

Assessed Valuations and Estimated True Values of Taxable Property – Last Ten Years..... S 14

Property Tax Rates of Direct and Overlapping Governments – Last Ten Years S 16

Principal Taxpayers – Property Tax – Current Year and Nine Years Ago S 19

Property Tax Levies and Collections – Last Ten Years S 20

Ratio of Outstanding Debt By Type – Last Ten Years..... S 22

Ratios of General Bonded Debt Outstanding – Last Ten Years..... S 24

Computation of Direct and Overlapping – Debt Attributable to
Governmental Activities – Current Year..... S 27

Debt Limitations – Last Ten Years S 28

Pledged Revenue Coverage – Last Ten Years..... S 30

Demographic and Economic Statistics – Last Ten Years..... S 32

Principal Employers – Current Year and Seven Years Ago..... S 35

Full Time Equivalent Employees by Function – Last Ten Years..... S 36

Operating Indicators by Function – Last Ten Years..... S 38

Capital Asset Statistics by Function – Last Ten Years..... S 42



INTRODUCTORY SECTION



Knox County Auditor

Jonette Curry
Knox County Auditor
Phone (740) 393-6750

117 East High Street, Suite 120
Mount Vernon, Ohio 43050
Fax (740) 393-6806



June 27, 2013

To the Citizens of Knox County
and to The Board of County Commissioners:
the Honorable Roger Reed
the Honorable Teresa A. Bemiller
the Honorable Allen D. Stockberger

I am pleased to present the Comprehensive Annual Financial Report (CAFR) of Knox County, Ohio, for the year ended December 31, 2012. This report was prepared in accordance with Generally Accepted Accounting Principles (GAAP) and provides full and complete disclosure of the financial position and operations of the County for the year ended December 31, 2012. The information contained in this report will assist County officials in making management decisions and will provide the taxpayers of Knox County with comprehensive financial data in a format that will enable them to gain a true understanding of the County's financial affairs. The general public as well as investors will be able to compare the financial position of Knox County and the results of its operations with other governmental entities. Responsibility for both the accuracy of the presented data and the completeness and fairness of the presentation, including all disclosures, rests with the management of the County, specifically the County Auditor's Office.

GAAP require the Management's Discussion and Analysis (MD&A), a narrative introduction, overview, and analysis of the basic financial statements. This letter of transmittal is designed to complement the MD&A and should be read in conjunction with it.

Knox County was created in 1808. The County has only those powers conferred upon it by Ohio statutes. A three-member board of County Commissioners is elected at large in even-numbered years for overlapping four-year terms. The Commissioners serve as the taxing authority, the contracting board, and the chief administrators of public services for the County. The Board of Commissioners creates and adopts the annual operating budget and makes the annual appropriation measure for expenditures of all County funds. In addition to the Board of Commissioners, the offices of County Auditor and County Treasurer are grouped under the category of general government and are of particular importance to the financial affairs of the County.

***Letter of Transmittal
For the Year Ended December 31, 2012***

The County Auditor is elected to a four year term and has as one of her most important functions, the task of assessing real property for tax purposes. Under state law, a complete reappraisal must be conducted every six years as well as a triennial update every third year between reappraisals. After the County Treasurer collects taxes, the County Auditor is responsible for distributing certain taxes to various government units. The Auditor is also the chief fiscal officer of the County, and no County contract or obligation may be made without her certification that funds for that contract or obligation have been lawfully appropriated, are available for payment, or are in the process of collection. In addition, no account may be paid except by the Auditor's warrant drawn upon the County Treasury. The Auditor is responsible for the County payroll and has other statutory accounting responsibilities. The Auditor is also in charge of the County's bond retirement fund. She is, by state law, secretary of the County Board of Revision and the County Budget Commission, and the administrator and supervisor of the County Data Processing Board. In 2012, the Auditor employed eight full-time employees and one part-time employee.

The County Treasurer is required by state law to collect certain locally assessed taxes. She is the distributing agent for expenditures authorized by the Board upon the Auditor's warrant. The Treasurer must make daily reports showing receipt, payments and balances to the County Auditor, and the books of account must always balance with those of the County Auditor. The Treasurer is responsible for investing all funds of the County. The Treasurer is elected to a four year term and in 2012 employed three full-time and two part-time employees. The Treasurer is a member of the County Board of Revision. In addition, the Treasurer, the Auditor and the Prosecuting Attorney form the County Budget Commission which plays an important part in the financial administration of County government as well as all local governments throughout the County.

The County Prosecuting Attorney is elected to a four year term and is responsible for all legal matters for the County and Township officials. He prosecutes all felonies, child support delinquencies and tax foreclosures. The office is also the contact for victim assistance. In 2012, the Prosecuting Attorney employed three attorneys and three full-time employees.

The County Recorder is elected to a four year term and is responsible for recording all deeds, mortgages, and liens. The Recorder oversees the Microfilm/Retention Office and is Secretary of the Records Retention Board and the Microfilm Board for the County. In addition to the Recorder, the office employs three other full-time workers. The recorder's office had an increase of 2,746 documents from 2011 with a total of 13,137 documents recorded in 2012.

The County Engineer is elected to a four year term and employs thirty-four full-time employees who work in four major divisions under the Engineer. The Office Division is responsible for the tax map department and office operation. The Road Division is responsible for maintenance and upkeep of all the County roads, including resurfacing. The Bridge Division is responsible for the replacement and inspection of all bridges. The Garage Division is responsible for road signs on all County roads and maintenance on all vehicles.

***Letter of Transmittal
For the Year Ended December 31, 2012***

The County Sheriff is elected to a four year term and is the head of six divisions. Twenty-two full-time employees make up the Patrol Division which provides protection for a total of 532 square miles of Knox County. The twenty-five full-time employees of the Communications Division handle Enhanced 9-1-1 dispatching and are responsible for all communications for Knox County. The Detective Division consists of five full-time employees who are responsible for investigating all major criminal cases in Knox County. The Jail Division consists of twenty-five full-time employees who run a full service jail which houses both adult male and female prisoners charged with or convicted of felony and misdemeanor offenses and also employs three full-time cooks. The Civil Process Division, which has three full-time employees, is responsible for serving all court processes.

The Clerk of Courts is elected to a four year term and is responsible for the Legal Division and the Title Division. The Legal Division's main function is to file, process and preserve papers for cases that will be handled by the Knox County Common Pleas Court and Fifth District Court of Appeals. The Legal Division has five full-time employees and one part-time employee and received 3,214 cases filed in 2012. Of those cases 1,997 were certificates of judgments. The Title Division has three full-time employees and one part-time employee, with a main function to issue vehicle titles, which serve as a person's only proof of ownership. In 2012, 25,923 titles were issued, a slight decrease from 2011.

The Knox County Common Pleas Judge is elected to a six year term and is responsible for hearing all domestic relations, criminal and civil cases. The Common Pleas Court had 10 full-time employees and 2 part-time employees in 2012.

The Knox County Common Pleas Probate and Juvenile Judge is elected to a six year term and is responsible for hearing all probate and juvenile cases. In 2012, the estate cases totaled 326, which was an increase of 20 cases from 2011. Overall cases filed in Probate Court totaled 857 in 2012, which was an increase of 51 from 2011. In 2012, the Juvenile Court cases filed totaled 983, which was a decrease of 21 over 2011. This court also performs miscellaneous tasks such as assigning foreign judges and appointing the Humane Officer and members to the Board of Development Disabilities, and the Knox County Metropolitan Housing Authority. The Probate Court houses old birth, death and marriage records where many people work on genealogy research.

The Knox County Coroner is elected to a four year term and is responsible for certifications of deaths. She orders autopsies and investigates suspicious deaths. The coroner employs 3 part-time staff, (one clerical and 2 coroner investigators).

The Board of Elections is a statutory board, the same as the budget commission and the board of revision, with the exception that this board has no elected officials as board members. The four member board, made up of two Republicans and two Democrats, meets monthly to conduct board business. The Board of Elections oversees all primary, general and special elections. Registered voters in 2012 totaled 42,674, a slight increase from 2011.

Letter of Transmittal

For the Year Ended December 31, 2012

The County provides its citizens with a wide range of services that include job and family services, health and community assistance related services, and other general and administrative support services. The County also operates enterprise funds which include water and wastewater systems and the landfill. For financial reporting purposes, the County's reporting entity includes the primary government, which is comprised of all funds and the agencies, boards and commissions that make up the County's legal entity, component units, which are legally separate organizations which are fiscally dependent on the County or for which the County is financially accountable, and any activities that need to be included to ensure that the financial statements are complete and not misleading.

The County's reporting entity includes the financial activities of the County Board of Development Disabilities. The mission of this Board is to establish support focused on the individual which will provide opportunities for informed choices. These choices will provide an opportunity for individuals to plan their futures in where they live, work, learn and develop social relationships. The County also reports one component unit, the Knox County Airport.

Excluded from the reporting entity because they are fiscally independent of the County are the Knox County Educational Service Center, the Knox County Humane Society, the Knox County Agricultural Society, the Knox County Extension Services, Knox County Park District, Knox County Regional Planning Commission and the Kno-Ho-Co Community Action Commission.

The County serves as fiscal agent but is not financially accountable for the Knox County General Health District, the Knox County Soil and Water Conservation District and the Knox County Local Emergency Planning Commission whose activities are included in this report as agency funds.

The Emergency Management Agency, the Community Mental Health and Recovery Board of Licking and Knox Counties, and the Eastern Ohio Housing Corporation are governmental joint ventures. The Joint Solid Waste District, the Mid Eastern Ohio Regional Council, the Licking-Muskingum Community Based Correctional Facility, the Knox County Family and Children First Council, the Heart of Ohio Resource Conservation and Development Council, and the Perry Multi-County Juvenile Facility are jointly governed organizations. The Knox Area Transit fka:Mid Ohio Transit Authority and the Public Library of Mount Vernon and Knox County are Related Organizations. These organizations are discussed in Notes 1, 12 and 13 of the notes to the Basic Financial Statements.

A complete discussion of the County's reporting entity is provided in Note 1 of the notes to the Basic Financial Statements.

Economic Condition and Outlook

Knox County has always been a large agricultural area and this is their sixth year for the Farmers Market. The Mount Vernon Farmers Market itself had a good season, with strong turnout from buyers eager to get fresh produce. Danville is in their fourth year. The Owl Creek Produce Auction, located outside of Waterford, entered its seventh year serving as a produce auction house selling everything from truckload quantities to grocery store chains, all the way down to individuals buying single vegetables.

2012 was another great year for the Park District, several acquisitions took place along with recently awarded grants for the projects.

***Letter of Transmittal
For the Year Ended December 31, 2012***

Employee Relations

Knox County has four separate unions, whose labor contracts commence at various times. The County Engineer has twenty-two members in the American Federation of State, County and Municipal Employees (A.F.S.C.M.E.) Local 2803. This contract commenced July 1, 2012, and it expires on June 30, 2014.

The County Sheriff has fifty members in the Fraternal Order of Police, Ohio Labor Council, Inc. This contract was signed for a three-year period. This contract commenced on January 1, 2012 for a three year period and expires on December 31, 2014.

The Department of Job & Family Services has fifty-nine members in the A.F.S.C.M.E. Local 657. This contract commenced on July 11, 2011 for a three-year period and expires on June 30, 2014.

The Emergency Management 9-1-1 has twenty-two members in the Fraternal Order of Police, Ohio Labor Council, Inc. This contract commenced January 1, 2010 for a three-year period. It expires on December 31, 2012. A new contract commenced January 1, 2013 for a three-year period. It expires on December 31, 2015. The remaining departments along with department heads are not represented by any union.

Major Initiatives

The Heart of Ohio Trail connecting Centerburg and Mount Vernon continues to see improvements. In 2012, the Ohio Department of Transportation awarded a combined \$699,628 toward 7 miles of paving starting at Clayton to Updike Rd and from Thayer Rd to Columbus Rd. The projects were completed by December 2012. Both projects were awarded to Kokosing Construction Company.

Knox County Wastewater Department is continuing the planning to add wastewater facilities to several of the outlying communities that are not villages. This will be a project that will take several years of planning and implementation with work on financially supporting this project. It includes the communities of Millwood and Bladensburg. Both projects started in the fall of 2011 and were completed in 2012.

The Little Jelloway Wastewater Treatment Plant upgrade started in November 2011. This project modifies the existing 900,000 gpd Little Jelloway Treatment Plant to meet its new PTI. The modifications involve removing two 4 million gallon earthen lagoons and associated equipment, converting the two clarifiers to aerobic digesters and adding a third aerobic digester, adding a post-aeration tank, adding UV disinfection, constructing a biosolids dewatering and storage building, removing media filters, adding a new pump station and adding a new electric service and a new generator to the plant, plus all associated work. The cost is \$5,326,087 and the projected completion date to be May 2013 (final punch-out date scheduled for July 2013). The project was awarded to Adena Corporation. The plant is up and running.

***Letter of Transmittal
For the Year Ended December 31, 2012***

Internal Control, Budgetary Control and the Accounting System

Development of the County's accounting system included substantial consideration of the adequacy of the internal accounting controls. Internal accounting controls are designed to provide reasonable but not absolute assurance of the following:

1. The County's assets are protected against loss and unauthorized use or disposition.
2. Reliable financial reports for preparing financial statements and providing accountability for assets are maintained.

The concept of reasonable assurance states that internal controls should be evaluated applying the following criteria:

1. The expense associated with providing the internal controls should not exceed the benefits likely to be derived from their implementation.
2. The evaluation of the offsetting costs and benefits involves estimates and judgment by the County administration and the Auditor's Office.

All internal control evaluations occur within this framework. It is the belief of the administrative and financial management personnel that the County's financial controls adequately safeguard existing assets and provide reasonable assurance of the proper recording of financial transactions.

The Auditor's Office is responsible for the auditing and analysis of all purchase orders of the County. Personnel of the Auditor's Office carefully review purchase orders to ensure the availability of monies in the proper funds and accounts prior to the certification and subsequent payment of approved invoices. The County utilizes a fully automated accounting system as well as an automated system of controls for capital asset accounting and payroll. These systems, coupled with the review and examination performed by the County Auditor's Office, ensure that the financial information generated is both accurate and reliable.

Budgetary control is maintained at the object level for each department within each fund via legislation approved by the County Commissioners. Lower levels within each object are accounted for and reported internally. Such lower levels are referred to as line items of expenditure. Estimated amounts must be encumbered prior to final approval of purchase orders or other contracts to vendors. Encumbrances in excess of the available object level appropriations are not approved unless additional appropriations are authorized. Unencumbered appropriations return (lapse) to the unappropriated balances in the individual funds at the end of each fiscal year, which coincides with the calendar year.

***Letter of Transmittal
For the Year Ended December 31, 2012***

Independent Audit

Included in this report is an unmodified audit opinion rendered on the County's financial statements as of and for the year ended December 31, 2012, by our independent auditor, David Yost, Auditor of State. In addition to meeting the requirements set forth in state statutes, the audit was also designed to meet the requirements of the Federal Single Audit Act of 1996 and related OMB Circular A-133, which results are not included in this report.

County management plans to continue to subject financial statements to an annual independent audit as part of the preparation of a CAFR. An annual audit also serves to maintain and strengthen the County's accounting and budgetary controls.

Awards

The Government Finance Officers Association of the United States and Canada (GFOA) awarded a Certificate of Achievement for Excellence in Financial Reporting to Knox County, Ohio, for its Comprehensive Annual Financial Report (CAFR) for the fiscal year ended December 31, 2011. The Certificate of Achievement is a prestigious national award recognizing conformance with the highest standards for preparation of state and local government financial reports.

In order to be awarded a Certificate of Achievement, a government unit must publish an easily readable and efficiently organized Comprehensive Annual Financial Report, in which the contents conform to program standards. The (CAFR) must satisfy both generally accepted accounting principles and applicable legal requirements.

A Certificate of Achievement is valid for a period of one year only. Knox County has received a Certificate of Achievement for the last twenty-two consecutive years. We believe our current report continues to conform to the Certificate of Achievement program requirements, and we are submitting it to the GFOA.

Acknowledgments

The publication of this Comprehensive Annual Financial Report for Knox County, Ohio, is the culmination of many hours of dedicated work in the research, analysis, and preparation of the financial statements and the related notes and narratives by the Fiscal Department of the Office of the Knox County Auditor.

The effort put forth so willingly by the various department heads and their staffs in providing the data needed for the report is greatly appreciated. Special recognition is given to Sharon Lamb, Deputy Auditor, for her many hours, perseverance, and expertise in managing this project to completion. We are very appreciative of this effort.

***Letter of Transmittal
For the Year Ended December 31, 2012***

We thank Donald J. Schonhardt and Associates for their expert advice and technical assistance.

A final note of appreciation is extended to the auditing staff of the State Auditor's office for their cooperation and guidance for our twenty-second Comprehensive Annual Financial Report.

I ask for your continuing support of this project and in our efforts to promote good sound financial management for Knox County.

Sincerely,



Jonette Curry
Knox County Auditor

KNOX COUNTY, OHIO

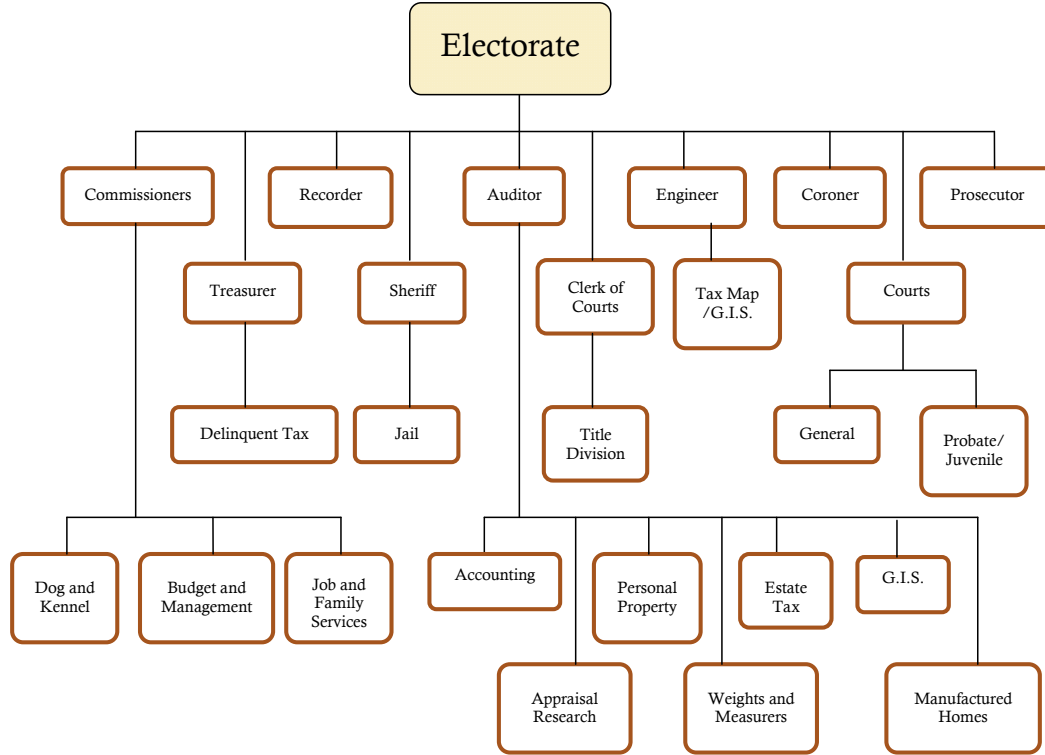
***List of Elected Officials
For the Year Ended December 31, 2012***

OFFICE HELD	NAME OF OFFICIAL
Commissioners	Allen D. Stockberger Roger Reed Teresa A. Bemiller
Auditor	Jonette Curry
Clerk of Courts	Mary Jo Hawkins
Coroner	Jennifer Ogle
Engineer	James L. Henry
Prosecutor	John C. Thatcher
Recorder	John L. Lybarger
Sheriff	David B. Barber
Treasurer	Sandra Mizer

JUDGES

Common Pleas Judge	Otho Eyster
Juvenile/Probate	James Ronk

**County Organizational Chart
For the Year Ended December 31, 2012**



Statutory Boards and Committees

County Budget Commission
Auditor *
Treasurer
Prosecutor

Board of Elections
Data Board
Veterans Commission

* Serve as Secretary

Appointed Board

Board of Revision
Auditor *
Treasurer
Commissioners

Board of Development Disabilities

Certificate of
Achievement
for Excellence
in Financial
Reporting

Presented to

Knox County
Ohio

For its Comprehensive Annual
Financial Report
for the Fiscal Year Ended
December 31, 2011

A Certificate of Achievement for Excellence in Financial Reporting is presented by the Government Finance Officers Association of the United States and Canada to government units and public employee retirement systems whose comprehensive annual financial reports (CAFRs) achieve the highest standards in government accounting and financial reporting.



Christopher P. Morrell

President

Jeffrey R. Emer

Executive Director



FINANCIAL SECTION





Dave Yost • Auditor of State

INDEPENDENT AUDITOR'S REPORT

Knox County
117 East High Street
Mount Vernon, Ohio 43050

To the Board of County Commissioners:

Report on the Financial Statements

We have audited the accompanying financial statements of the governmental activities, the business-type activities, the discretely presented component unit, each major fund, and the aggregate remaining fund information of Knox County, Ohio (the County), as of and for the year ended December 31, 2012, and the related notes to the financial statements, which collectively comprise the County's basic financial statements as listed in the table of contents.

Management's Responsibility for the Financial Statements

Management is responsible for preparing and fairly presenting these financial statements in accordance with accounting principles generally accepted in the United States of America; this includes designing, implementing, and maintaining internal control relevant to preparing and fairly presenting financial statements that are free from material misstatement, whether due to fraud or error.

Auditor's Responsibility

Our responsibility is to opine on these financial statements based on our audit. We audited in accordance with auditing standards generally accepted in the United States of America and the financial audit standards in the Comptroller General of the United States' *Government Auditing Standards*. Those standards require us to plan and perform the audit to reasonably assure the financial statements are free from material misstatement.

An audit requires obtaining evidence about financial statement amounts and disclosures. The procedures selected depend on our judgment, including assessing the risks of material financial statement misstatement, whether due to fraud or error. In assessing those risks, we consider internal control relevant to the County's preparation and fair presentation of the financial statements in order to design audit procedures that are appropriate in the circumstances, but not to the extent needed to opine on the effectiveness of the County's internal control. Accordingly, we express no opinion. An audit also includes evaluating the appropriateness of management's accounting policies and the reasonableness of their significant accounting estimates, as well as our evaluation of the overall financial statement presentation.

We believe the audit evidence we obtained is sufficient and appropriate to support our audit opinions.

Opinion

In our opinion, the financial statements referred to above present fairly, in all material respects, the respective financial position of the governmental activities, the business-type activities, the discretely presented component unit, each major fund, and the aggregate remaining fund information of Knox County, Ohio, as of December 31, 2012, and the respective changes in financial position and where applicable, cash flows, thereof and the respective budgetary comparisons for the General, Public Assistance, Motor Vehicle and Gasoline Tax, Children Services and Developmental Disabilities Funds thereof for the year then ended in accordance with the accounting principles generally accepted in the United States of America.

Other Matters

Required Supplementary Information

Accounting principles generally accepted in the United States of America require this presentation to include *Management's discussion and analysis*, listed in the table of contents, to supplement the basic financial statements. Although this information is not part of the basic financial statements, the Governmental Accounting Standards Board considers it essential for placing the basic financial statements in an appropriate operational, economic, or historical context. We applied certain limited procedures to the required supplementary information in accordance with auditing standards generally accepted in the United States of America, consisting of inquiries of management about the methods of preparing the information and comparing the information for consistency with management's responses to our inquiries, to the basic financial statements, and other knowledge we obtained during our audit of the basic financial statements. We do not opine or provide any assurance on the information because the limited procedures do not provide us with sufficient evidence to opine or provide any other assurance.

Supplementary and Other Information

Our audit was conducted to opine on the County's basic financial statements taken as a whole. The introductory section, the financial section's combining statements, individual fund statements and schedules, and the statistical section information present additional analysis and are not a required part of the basic financial statements.

The financial section's combining statements, individual fund statements and schedules are management's responsibility, and were derived from and relate directly to the underlying accounting and other records used to prepare the basic financial statements. We subjected these statements and schedules to the auditing procedures we applied to the basic financial statements. We also applied certain additional procedures, including comparing and reconciling this information directly to the underlying accounting and other records used to prepare the basic financial statements or to the basic financial statements themselves, and other additional procedures in accordance with auditing standards generally accepted in the United States of America. In our opinion, this information is fairly stated in all material respects in relation to the basic financial statements taken as a whole.

We did not subject the introductory section and statistical section information to the auditing procedures applied in the audit of the basic financial statements and, accordingly, we express no opinion or any other assurance on them.

Other Reporting Required by Government Auditing Standards

In accordance with *Government Auditing Standards*, we have also issued our report dated June 27, 2013, on our consideration of the County's internal control over financial reporting and our tests of its compliance with certain provisions of laws, regulations, contracts and grant agreements and other matters. That report describes the scope of our internal control testing over financial reporting and compliance, and the results of that testing, and does not opine on internal control over financial reporting or on compliance. That report is an integral part of an audit performed in accordance with *Government Auditing Standards* in considering the County's internal control over financial reporting and compliance.

A handwritten signature in black ink that reads "Dave Yost". The signature is written in a cursive style with a large, looping "D" and "Y".

Dave Yost
Auditor of State

Columbus, Ohio

June 27, 2013

THIS PAGE INTENTIONALLY LEFT BLANK

The discussion and analysis of Knox County's financial performance provides an overall review of the County's financial activities for the fiscal year ended December 31, 2012. The intent of this discussion and analysis is to look at the County's financial performance as a whole; readers should also review the transmittal letter, notes to the basic financial statements and financial statements to enhance their understanding of the County's financial performance.

FINANCIAL HIGHLIGHTS

Key financial highlights for 2012 are as follows:

- ❑ In total, net position decreased \$2,119,004. Net position of governmental activities decreased \$2,105,071, which represents a 2.6% decrease from 2011. Net position of business-type activities decreased \$13,933 or 0.2% from 2011.
- ❑ General revenues accounted for \$21,062,278 in revenue or 50.8% of all revenues. Program specific revenues in the form of charges for services and grants and contributions accounted for \$20,400,101 or 49.2% of total revenues of \$41,462,379.
- ❑ The County had \$41,352,635 in expenses related to governmental activities; only \$18,297,496 of these expenses were offset by program specific charges for services, grants or contributions.
- ❑ Among major funds, the general fund had \$13,567,753 in revenues and \$13,015,583 in expenditures. The general fund's fund balance increased \$276,878 to a balance of \$3,402,847. This increase is attributable to across the board reductions in expenditures.

OVERVIEW OF THE FINANCIAL STATEMENTS

This annual report consists of three parts – *management's discussion and analysis*, the *basic financial statements*, and an optional section that presents *combining and individual statements* for nonmajor governmental funds. The basic financial statements include two kinds of statements that present different views of the County:

These statements are as follows:

1. *The Government-Wide Financial Statements* – These statements provide both long-term and short-term information about the County's overall financial status.
2. *The Fund Financial Statements* – These statements focus on individual parts of the County, reporting the County's operations in more detail than the government-wide statements.

The financial statements also include notes that explain some of the information in the financial statements and provide more detailed data.

Government-wide Statements

The government-wide statements report information about the County as a whole using accounting methods similar to those used by private-sector companies. The statement of net position includes all of the County's assets, deferred outflows of resources, liabilities, and deferred inflows of resources. All of the current year's revenues and expenses are accounted for in the statement of activities regardless of when cash is received or paid.

The two government-wide statements report the County's net position and how they have changed. Net position (the difference between the County's assets and deferred outflows of resources and liabilities and deferred inflows of resources) is one way to measure the County's financial health or position.

- Over time, increases or decreases in the County's net position are an indicator of whether its financial health is improving or deteriorating, respectively.
- To assess the overall health of the County you need to consider additional nonfinancial factors such as changes in the County's tax base and the condition of County capital assets also need to be evaluated.

The government-wide financial statements of the County are divided into two categories:

- ***Governmental Activities*** – Most of the County's programs and services are reported here including public safety, health, human services, and public works.
- ***Business-Type Activities*** – These services are provided on a charge for goods or services basis to recover all of the expenses of the goods or services provided. The County's sewer district and landfill funds are reported as business activities.

Fund Financial Statements

The fund financial statements provide more detailed information about the County's most significant funds, not the County as a whole. Funds are accounting devices that the County uses to keep track of specific sources of funding and spending for particular purposes.

Governmental Funds – Most of the County's activities are reported in governmental funds, which focus on how money flows into and out of those funds and the balances left at year-end available for spending in future periods. These funds are reported using an accounting method called modified accrual accounting, which measures cash and all other financial assets that can readily be converted to cash. The governmental fund statements provide a detailed short-term view of the County's general government operations and the basic services it provides. Governmental fund information helps you determine whether there are more or fewer financial resources that can be spent in the near future to finance County programs. The relationship (or differences) between governmental activities (reported in the Statement of Net Position and the Statement of Activities) and governmental funds is reconciled in the financial statements.

**Management's Discussion and Analysis
For the Year Ended December 31, 2012**

Unaudited

Proprietary Funds – Proprietary funds use the same basis of accounting as business-type activities; therefore, these statements will essentially match.

Fiduciary Funds – Fiduciary funds are used to account for resources held for the benefit of parties outside the government. The accounting used for fiduciary funds is much like that of the proprietary funds. We exclude these activities from the County's other financial statements because the assets cannot be utilized by the County to finance its operations.

FINANCIAL ANALYSIS OF THE COUNTY AS A WHOLE

The following table provides a summary of the County's net position for 2012 compared to 2011:

	Governmental Activities		Business-type Activities		Total	
	2012	Restated 2011	2012	Restated 2011	2012	Restated 2011
Current and other assets	\$42,796,627	\$44,203,929	\$3,314,853	\$9,593,737	\$46,111,480	\$53,797,666
Capital assets, Net	57,253,721	57,152,312	12,221,740	6,228,896	69,475,461	63,381,208
Total assets	100,050,348	101,356,241	15,536,593	15,822,633	115,586,941	117,178,874
Deferred outflows of resources	362,478	402,753	0	0	362,478	402,753
Long-term liabilities outstanding	10,102,715	9,677,887	8,613,994	8,598,397	18,716,709	18,276,284
Other liabilities	2,655,423	2,449,674	520,457	808,161	3,175,880	3,257,835
Total liabilities	12,758,138	12,127,561	9,134,451	9,406,558	21,892,589	21,534,119
Deferred inflows of resources	9,772,956	9,644,630	0	0	9,772,956	9,644,630
Net position:						
Net investment in capital assets	50,381,060	50,171,806	5,308,460	3,695,596	55,689,520	53,867,402
Restricted	24,624,520	26,284,909	0	0	24,624,520	26,284,909
Unrestricted	2,876,152	3,530,088	1,093,682	2,720,479	3,969,834	6,250,567
Total net assets	\$77,881,732	\$79,986,803	\$6,402,142	\$6,416,075	\$84,283,874	\$86,402,878

This space intentionally left blank.

KNOX COUNTY, OHIO**Management's Discussion and Analysis
For the Year Ended December 31, 2012****Unaudited**

Changes in Net Position – The following table shows the changes in net position for 2012 compared to 2011:

	Governmental Activities		Business-type Activities		Total	
	2012	Restated 2011	2012	Restated 2011	2012	Restated 2011
Revenues						
Program Revenues:						
Charges for Services and Sales	\$4,144,743	\$4,298,949	\$1,864,421	\$1,742,668	\$6,009,164	\$6,041,617
Operating Grants and Contributions	12,682,163	13,668,987	140,103	140,103	12,822,266	13,809,090
Capital Grants and Contributions	1,470,590	2,471,982	98,081	146,200	1,568,671	2,618,182
Total Program Revenues	18,297,496	20,439,918	2,102,605	2,028,971	20,400,101	22,468,889
General Revenues:						
Property Taxes	10,368,519	10,222,324	0	0	10,368,519	10,222,324
Sales Taxes	5,920,900	5,465,107	0	0	5,920,900	5,465,107
Intergovernmental Revenues, Unrestricted	2,604,245	2,906,735	0	0	2,604,245	2,906,735
Investment Earnings	154,864	177,190	17,205	23,818	172,069	201,008
Miscellaneous	1,996,545	1,336,069	0	0	1,996,545	1,336,069
Total General Revenues	21,045,073	20,107,425	17,205	23,818	21,062,278	20,131,243
Total Revenues	39,342,569	40,547,343	2,119,810	2,052,789	41,462,379	42,600,132
Program Expenses						
General Government						
Legislative and Executive	6,869,622	7,210,075	0	0	6,869,622	7,210,075
Judicial	2,169,830	2,112,160	0	0	2,169,830	2,112,160
Public Safety	7,567,869	7,186,473	0	0	7,567,869	7,186,473
Public Works	6,917,441	6,044,318	0	0	6,917,441	6,044,318
Health	515,608	517,204	0	0	515,608	517,204
Human Services	16,987,137	14,412,498	0	0	16,987,137	14,412,498
Interest and Fiscal Charges	325,128	332,106	0	0	325,128	332,106
Sewer	0	0	2,228,748	1,720,573	2,228,748	1,720,573
Landfill	0	0	0	97,909	0	97,909
Total Expenses	41,352,635	37,814,834	2,228,748	1,818,482	43,581,383	39,633,316
Change in Net Assets Before Transfers	(2,010,066)	2,732,509	(108,938)	234,307	(2,119,004)	2,966,816
Transfers	(95,005)	(88,082)	95,005	88,082	0	0
Total Change in Net Assets	(2,105,071)	2,644,427	(13,933)	322,389	(2,119,004)	2,966,816
Beginning Net Assets, restated	79,986,803	77,342,376	6,416,075	6,093,686	86,402,878	83,436,062
Ending Net Assets	\$77,881,732	\$79,986,803	\$6,402,142	\$6,416,075	\$84,283,874	\$86,402,878

Governmental Activities

Net position of the County's governmental activities decreased by \$2,105,071. This was due to end of year expenditures from Developmental Disabilities to MEORCC for future waiver match obligations.

KNOX COUNTY, OHIO

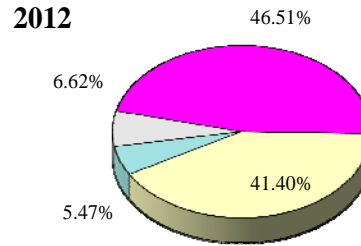
**Management's Discussion and Analysis
For the Year Ended December 31, 2012**

Unaudited

Tax revenue accounts for \$16,289,419 of the \$39,342,569 in total revenues for governmental activities. Sales tax accounted for \$5,920,900, or approximately 36.3% of total tax revenue.

The County's direct charges to users of governmental services totaled \$4,144,743. This amount represents 10.5% of total revenues for governmental activities and 22.7% of program specific revenues.

Revenue Sources	2012	Percent of Total
Intergovernmental Revenues	\$2,604,245	6.62%
Program Revenues	18,297,496	46.51%
General Tax Revenues	16,289,419	41.40%
General Other	2,151,409	5.47%
Total Revenue	\$39,342,569	100.00%



Business-Type Activities

Net position of the business-type activities decreased by \$13,933. This decrease is attributable to required debt service payments. Business type activities receive no support from tax revenues and remain self-supporting.

FINANCIAL ANALYSIS OF THE COUNTY'S FUNDS

The County's governmental funds reported a combined fund balance of \$25,455,322, which is lower than last year's total of \$26,371,321. The schedule below indicates the fund balance and the total change in fund balance as of December 31, 2012 and 2011.

	Fund Balance December 31, 2012	Fund Balance December 31, 2011	Increase (Decrease)
General	\$3,402,847	\$3,125,969	\$276,878
Public Assistance	3,520,144	3,255,014	265,130
Motor Vehicle and Gasoline Tax	1,290,578	1,848,395	(557,817)
Children Services Board	3,602,219	3,640,067	(37,848)
Development Disabilities	9,023,134	10,013,814	(990,680)
Other Governmental	4,616,400	4,488,062	128,338
Total	\$25,455,322	\$26,371,321	(\$915,999)

KNOX COUNTY, OHIO**Management's Discussion and Analysis
For the Year Ended December 31, 2012****Unaudited**

General Fund – The County's General Fund balance increased from 2011 to 2012. The tables that follow assist in illustrating the financial activities and balance of the General Fund:

	2012 <u>Revenues</u>	2011 <u>Revenues</u>	Increase <u>(Decrease)</u>
Taxes	\$8,320,218	\$7,876,473	\$443,745
Intergovernmental Revenues	1,602,311	1,751,449	(149,138)
Charges for Services	2,424,388	2,589,782	(165,394)
Licenses and Permits	3,648	4,204	(556)
Investment Earnings	151,512	172,745	(21,233)
Fines and Forfeitures	56,351	53,137	3,214
All Other Revenue	1,009,325	582,554	426,771
Total	<u>\$13,567,753</u>	<u>\$13,030,344</u>	<u>\$537,409</u>

General Fund revenues in 2012 increased 4.0% compared to revenues in 2011. This increase is the result of increased collection of real estate tax and increased sales tax revenue.

	2012 <u>Expenditures</u>	2011 <u>Expenditures</u>	Increase <u>(Decrease)</u>
General Government:			
Legislative and Executive	\$5,553,258	\$4,994,460	\$558,798
Judicial	2,053,656	1,916,547	137,109
Public Safety	3,878,072	3,904,607	(26,535)
Public Works	77,121	65,499	11,622
Health	174,905	173,360	1,545
Human Services	551,488	613,996	(62,508)
Capital Outlay	150,307	131,798	18,509
Debt Service:			
Principal Retirement	550,637	60,071	490,566
Interst and Fiscal Charges	26,139	24,066	2,073
Total	<u>\$13,015,583</u>	<u>\$11,884,404</u>	<u>\$1,131,179</u>

Expenditures increased by \$1,131,179 or 9.5% from the prior year. Legislative and Executive expenditures have increased due to increased medical insurance assessments. Debt service expenditures increased due to paying off an installment loan by refinancing it.

Public Assistance Fund – The County's Public Assistance Fund balance increased by 8.1%. This increase in fund balance was the result of reduced expenditures due to state funding costs.

Motor Vehicle and Gasoline Tax Fund – The County's Motor Vehicle and Gasoline Tax Fund balance decreased by 30.2%. This decrease in fund balance was the result of increased medical insurance assessments and increased paving costs.

***Management's Discussion and Analysis
For the Year Ended December 31, 2012***

Unaudited

Children Services Board Fund – The fund balance reported in the Children Services Board Fund decreased by 1.0%. The decrease in fund balance was the result of increased medical insurance assessments.

Development Disabilities Fund – The fund balance reported in the Development Disabilities Fund decreased by 9.9%. This decrease in fund balance was the result of increased medical insurance assessments and expenditure to MEORCC to cover future waiver match obligations.

GENERAL FUND BUDGETING HIGHLIGHTS

The County's budget is prepared according to Ohio law and is based on accounting for certain transactions on a basis of cash receipts, disbursements and encumbrances. The most significant budgeted fund is the General Fund.

During the course of 2012 the County amended its General Fund budget several times. The two most significant increases were in General Government-Legislative and Executive and Debt Service. Legislative and Executive budget increased as a result of increased medical insurance assessments. Debt Service budget was increased as a result of paying off an installment loan by refinancing it.

For the General Fund, budget basis revenue of \$11.8 million did not change significantly compared to the original budget estimates. The \$1.4 million positive variance with the final budget was the result of increased sales tax and real estate revenue, no additional certification was needed as the expenditures stayed in line with the original budget estimates.

This space intentionally left blank.

***Management's Discussion and Analysis
For the Year Ended December 31, 2012***

Unaudited

CAPITAL ASSETS AND DEBT ADMINISTRATION

Capital Assets

At the end of 2012 the County had \$69,475,461 net of accumulated depreciation invested in land, construction in progress, buildings, equipment, vehicles and infrastructure. Of this total, \$57,253,721 was related to governmental activities and \$12,221,740 to the business-type activities. The following table shows 2012 and 2011 balances:

	Governmental Activities		Increase (Decrease)
	Restated		
	2012	2011	
Land	\$4,106,452	\$4,106,452	\$0
Construction in Progress	297,856	0	297,856
Capital Assets not Being Depreciated	<u>4,404,308</u>	<u>4,106,452</u>	<u>297,856</u>
Buildings and Improvements	27,952,684	27,476,214	476,470
Machinery and Equipment	4,568,517	4,858,395	(289,878)
Vehicles	2,490,097	2,452,905	37,192
Computer Equipment	1,341,166	1,460,675	(119,509)
Infrastructure	49,348,184	48,093,099	1,255,085
Capital Assets Being Depreciated	<u>85,700,648</u>	<u>84,341,288</u>	<u>1,359,360</u>
Less: Accumulated Depreciation	<u>(32,851,235)</u>	<u>(31,295,428)</u>	<u>(1,555,807)</u>
Totals	<u>\$57,253,721</u>	<u>\$57,152,312</u>	<u>\$101,409</u>

The primary increases were Heart of Ohio Bike Trail paving project and street improvements in infrastructure.

	Business-Type Activities		Increase (Decrease)
	Restated		
	2012	2011	
Land	\$347,189	\$347,189	\$0
Construction in Progress	4,814,835	2,505,991	2,308,844
Capital Assets Not Being Depreciated	<u>5,162,024</u>	<u>2,853,180</u>	<u>2,308,844</u>
Buildings and Improvements	5,148,457	1,327,392	3,821,065
Vehicles	226,913	245,436	(18,523)
Machinery and Equipment	2,007,455	2,006,090	1,365
Computer Equipment	71,254	70,972	282
Sewer and Water Lines	2,211,932	2,211,932	0
Capital Assets Being Depreciated	<u>9,666,011</u>	<u>5,861,822</u>	<u>3,804,189</u>
Less: Accumulated Depreciation	<u>(2,606,295)</u>	<u>(2,486,106)</u>	<u>(120,189)</u>
Totals	<u>\$12,221,740</u>	<u>\$6,228,896</u>	<u>\$5,992,844</u>

Business-type activities increased from 2011 due to the construction of wastewater improvements in three county hamlets. Additional information on the County's capital assets can be found in Note 11.

***Management's Discussion and Analysis
For the Year Ended December 31, 2012***

Unaudited

Debt

At December 31, 2012, the County had \$7.0 million in general obligation bonds outstanding, \$765,000 due within one year. The following table summarizes the County's debt outstanding as of December 31, 2012 and 2011:

	2012	Restated 2011
Governmental Activities:		
General Obligation Bonds	\$7,032,222	\$7,810,802
OPWC Loan Payable	755,696	199,424
Loan Payable	1,180,671	550,637
Capital Leases Payable	25,550	50,448
Compensated Absences	1,108,576	1,066,576
Total Governmental Activities	<u>10,102,715</u>	<u>9,677,887</u>
Business-Type Activities:		
OWDA Loan Payable	51,259	761,518
Recovery Zone Economic Development Bonds Payable	6,590,000	6,660,000
OPWC Loan Payable	907,186	0
Landfill Postclosure Care Liability	1,037,134	1,145,655
Compensated Absences	28,415	31,224
Total Business-Type Activities	<u>8,613,994</u>	<u>8,598,397</u>
Totals	<u><u>\$18,716,709</u></u>	<u><u>\$18,276,284</u></u>

Additional information on the County's long-term debt can be found in Note 19.

ECONOMIC FACTORS AND NEXT YEAR'S BUDGETS AND RATES

The 2013 budget is a very conservative one based on information received early in the year from the State legislature. State agencies are not increasing funding to local governments causing further hardships on these local agencies as they strive to at least maintain, if not enhance, services to their constituents.

REQUESTS FOR INFORMATION

This financial report is designed to provide our citizens, taxpayers, investors and creditors with a general overview of the County's finances and to show the County's accountability for the money it receives. If you have questions about this report or need additional financial information contact Jonette Curry, Auditor of Knox County.

KNOX COUNTY, OHIO

**Statement of Net Position
December 31, 2012**

	Primary Government			Component Unit
	Governmental Activities	Business-Type Activities	Total	Knox County Airport
Assets:				
Cash and Cash Equivalents	\$ 22,535,033	\$ 2,732,952	\$ 25,267,985	\$ 0
Cash and Cash Equivalents in Segregated Accounts	162,826	0	162,826	311,411
Cash and Cash Equivalents with Fiscal Agent	2,360,444	0	2,360,444	0
Receivables:				
Taxes	11,644,308	0	11,644,308	0
Accounts	288,585	315,781	604,366	19,091
Intergovernmental	4,094,168	0	4,094,168	0
Interest	66,716	132	66,848	0
Lease	959,000	0	959,000	0
Special Assessments	15,299	36,204	51,503	0
Loans	49,756	0	49,756	0
Internal Balances	85,062	(85,062)	0	0
Due from Component Unit	60,086	0	60,086	0
Loans Receivable from Component Unit	140,000	0	140,000	0
Inventory of Supplies	240,871	93,015	333,886	38,215
Prepaid Items	94,473	5,026	99,499	0
Restricted Assets:				
Cash and Cash Equivalents	0	216,805	216,805	0
Capital Assets not Being Depreciated	4,404,308	5,162,024	9,566,332	744,837
Capital Assets Being Depreciated, net	52,849,413	7,059,716	59,909,129	7,668,277
Total Assets	100,050,348	15,536,593	115,586,941	8,781,831
Deferred Outflows of Resources:				
Deferred Charge on Refunding	362,478	0	362,478	0
Liabilities:				
Accounts Payable	449,362	230,047	679,409	50,408
Accrued Wages and Benefits	348,925	9,366	358,291	0
Intergovernmental Payable	358,549	10,299	368,848	0
Contracts Payable	101,108	28,082	129,190	0
Claims Payable	1,324,176	0	1,324,176	0
Retainage Payable	0	216,805	216,805	0
Matured Bonds and Interest Payable	48,379	0	48,379	0
Due to Primary Government	0	0	0	60,086
Accrued Interest Payable	24,924	25,858	50,782	0
Long Term Liabilities:				
Due Within One Year	1,792,518	272,517	2,065,035	37,300
Due in More Than One Year	8,310,197	8,341,477	16,651,674	833,900
Total Liabilities	12,758,138	9,134,451	21,892,589	981,694
Deferred Inflows of Resources:				
Property Taxes	9,772,956	0	9,772,956	0

KNOX COUNTY, OHIO

	Primary Government			Component Unit
	Governmental Activities	Business-Type Activities	Total	Knox County Airport
Net Position:				
Net Investment in Capital Assets	50,381,060	5,308,460	55,689,520	7,541,914
Restricted For:				
Public Safety	1,503,995	0	1,503,995	0
Public Works	3,188,217	0	3,188,217	0
Human Services	16,656,626	0	16,656,626	0
Capital Projects	635,850	0	635,850	0
Debt Service	63,699	0	63,699	58,101
Other Purposes	2,576,133	0	2,576,133	0
Unrestricted	2,876,152	1,093,682	3,969,834	200,122
Total Net Position	\$ 77,881,732	\$ 6,402,142	\$ 84,283,874	\$ 7,800,137

See accompanying notes to the basic financial statements

KNOX COUNTY, OHIO

**Statement of Activities
For the Year Ended December 31, 2012**

	Program Revenues			
	Expenses	Charges for Services and Sales	Operating Grants and Contributions	Capital Grants and Contributions
Governmental Activities:				
General Government:				
Legislative and Executive	\$ 6,869,622	\$ 1,672,400	\$ 183,979	\$ 618,188
Judicial	2,169,830	858,571	0	0
Public Safety	7,567,869	1,011,205	847,472	0
Public Works	6,917,441	23,654	4,985,785	852,402
Health	515,608	246,222	52,985	0
Human Services	16,987,137	332,691	6,611,942	0
Interest and Fiscal Charges	325,128	0	0	0
Total Governmental Activities	41,352,635	4,144,743	12,682,163	1,470,590
Business-Type Activities:				
Sewer District Fund	2,228,748	1,862,932	140,103	98,081
Landfill Fund	0	1,489	0	0
Total Business-Type Activities	2,228,748	1,864,421	140,103	98,081
Total Primary Government	\$ 43,581,383	\$ 6,009,164	\$ 12,822,266	\$ 1,568,671
Component Units:				
Knox County Airport	\$ 769,224	\$ 501,222	\$ 100,575	\$ 0
Total Component Units	\$ 769,224	\$ 501,222	\$ 100,575	\$ 0

General Revenues

Property Taxes Levied for:

General Purposes

Special Purposes

Sales Tax

Intergovernmental Revenues, Unrestricted

Investment Earnings

Miscellaneous

Transfers

Total General Revenues and Transfers

Change in Net Position

Net Position Beginning of Year, Restated

Net Position End of Year

See accompanying notes to the basic financial statements

KNOX COUNTY, OHIO

Net (Expense) Revenue and Changes in Net Position			Component Unit
Primary Government			
Governmental Activities	Business-Type Activities	Total	Knox County Airport
\$ (4,395,055)	\$ 0	\$ (4,395,055)	
(1,311,259)	0	(1,311,259)	
(5,709,192)	0	(5,709,192)	
(1,055,600)	0	(1,055,600)	
(216,401)	0	(216,401)	
(10,042,504)	0	(10,042,504)	
<u>(325,128)</u>	<u>0</u>	<u>(325,128)</u>	
<u>(23,055,139)</u>	<u>0</u>	<u>(23,055,139)</u>	
0	(127,632)	(127,632)	
<u>0</u>	<u>1,489</u>	<u>1,489</u>	
0	(126,143)	(126,143)	
<u>(23,055,139)</u>	<u>(126,143)</u>	<u>(23,181,282)</u>	
			\$ (167,427)
			<u>(167,427)</u>
3,908,629	0	3,908,629	0
6,459,890	0	6,459,890	0
5,920,900	0	5,920,900	0
2,604,245	0	2,604,245	0
154,864	17,205	172,069	0
1,996,545	0	1,996,545	22,161
<u>(95,005)</u>	<u>95,005</u>	<u>0</u>	<u>0</u>
<u>20,950,068</u>	<u>112,210</u>	<u>21,062,278</u>	<u>22,161</u>
(2,105,071)	(13,933)	(2,119,004)	(145,266)
<u>79,986,803</u>	<u>6,416,075</u>	<u>86,402,878</u>	<u>7,945,403</u>
<u>\$ 77,881,732</u>	<u>\$ 6,402,142</u>	<u>\$ 84,283,874</u>	<u>\$ 7,800,137</u>

KNOX COUNTY, OHIO

**Balance Sheet
Governmental Funds
December 31, 2012**

	General	Public Assistance	Motor Vehicle and Gasoline Tax
Assets:			
Cash and Cash Equivalents	\$ 2,778,515	\$ 3,655,708	\$ 825,614
Cash and Cash Equivalents in Segregated Accounts	26,944	0	0
Cash and Cash Equivalents with Fiscal Agent	0	0	0
Receivables:			
Taxes	4,716,862	0	0
Accounts	86,300	5,483	52
Intergovernmental	901,982	149,420	2,406,680
Interest	66,694	0	0
Leases	0	0	0
Special Assessments	0	0	0
Loans	0	0	0
Due from Other Funds	19,541	0	0
Interfund Receivable	0	0	0
Due from Component Unit	60,086	0	0
Loan Receivable from Component Unit	140,000	0	0
Inventory of Supplies	2,563	0	238,308
Prepaid Items	74,048	11,981	0
Total Assets	\$ 8,873,535	\$ 3,822,592	\$ 3,470,654
Liabilities:			
Accounts Payable	\$ 161,246	\$ 27,492	\$ 49,872
Accrued Wages and Benefits Payable	130,900	44,950	37,183
Intergovernmental Payable	147,562	56,114	38,444
Contracts Payable	16,973	9,302	0
Matured Bonds and Interest Payable	0	0	0
Due to Other Funds	127,476	15,170	10,679
Interfund Payable	0	0	0
Total Liabilities	584,157	153,028	136,178
Deferred Inflows of Resources:			
Property Tax	3,450,404	0	0
Unavailable Revenue	1,436,127	149,420	2,043,898
Total Deferred Inflows of Resources	4,886,531	149,420	2,043,898
Fund Balances:			
Nonspendable	216,611	11,981	238,308
Restricted	0	3,508,163	1,052,270
Assigned	1,525,988	0	0
Unassigned	1,660,248	0	0
Total Fund Balances	3,402,847	3,520,144	1,290,578
Total Liabilities, Deferred Inflows of Resources and Fund Balances	\$ 8,873,535	\$ 3,822,592	\$ 3,470,654

See accompanying notes to the basic financial statements

KNOX COUNTY, OHIO

Children Services Board	Development Disabilities	Other Governmental Funds	Total Governmental Funds
\$ 3,688,728	\$ 7,062,548	\$ 4,368,258	\$ 22,379,371
0	0	135,882	162,826
0	2,053,660	0	2,053,660
909,870	3,905,833	2,111,743	11,644,308
0	9,855	25,868	127,558
51,561	224,407	360,118	4,094,168
0	0	0	66,694
0	0	959,000	959,000
0	0	15,299	15,299
0	0	49,756	49,756
0	19,977	127,476	166,994
0	0	10,500	10,500
0	0	0	60,086
0	0	0	140,000
0	0	0	240,871
0	5,551	2,893	94,473
<u>\$ 4,650,159</u>	<u>\$ 13,281,831</u>	<u>\$ 8,166,793</u>	<u>\$ 42,265,564</u>
\$ 48,417	\$ 62,162	\$ 100,173	\$ 449,362
18,860	61,571	55,461	348,925
20,182	41,351	54,896	358,549
0	0	74,833	101,108
0	0	48,379	48,379
7,642	0	6,027	166,994
0	0	10,500	10,500
<u>95,101</u>	<u>165,084</u>	<u>350,269</u>	<u>1,483,817</u>
878,680	3,772,865	1,671,007	9,772,956
74,159	320,748	1,529,117	5,553,469
<u>952,839</u>	<u>4,093,613</u>	<u>3,200,124</u>	<u>15,326,425</u>
0	5,551	52,649	525,100
3,602,219	9,017,583	3,979,580	21,159,815
0	0	593,854	2,119,842
0	0	(9,683)	1,650,565
<u>3,602,219</u>	<u>9,023,134</u>	<u>4,616,400</u>	<u>25,455,322</u>
<u>\$ 4,650,159</u>	<u>\$ 13,281,831</u>	<u>\$ 8,166,793</u>	<u>\$ 42,265,564</u>

KNOX COUNTY, OHIO

***Reconciliation Of Total Governmental Fund Balances
To Net Position Of Governmental Activities
December 31, 2012***

Total Governmental Fund Balances		\$ 25,455,322
<i>Amounts reported for governmental activities in the statement of net position are different because</i>		
Capital Assets used in governmental activities are not financial resources and therefore are not reported in the funds.		57,253,721
Other long-term assets are not available to pay for current-period expenditures and therefore are reported as unavailable revenue in the funds.		5,553,469
Internal service funds are used by management to charge the costs of insurance to individual funds. The assets and liabilities of the internal service funds are included in governmental activities in the statement of net position.		(615,619)
Long-term liabilities, including bonds payable, are not due and payable in the current period and therefore are not reported in the funds.		
General Obligation Bonds Payable	(7,032,222)	
Deferred Charge on Refunding	362,478	
Ohio Public Works Commission Loan Payable	(755,696)	
Loan Payable	(1,180,671)	
Compensated Absences Payable	(1,108,576)	
Capital Lease Payable	(25,550)	
Accrued Interest Payable	(24,924)	(9,765,161)
<i>Net Position of Governmental Activities</i>		<u>\$ 77,881,732</u>

See accompanying notes to the basic financial statements



KNOX COUNTY, OHIO**Statement of Revenues, Expenditures and Changes in Fund Balances
Governmental Funds
For the Year Ended December 31, 2012**

	General	Public Assistance	Motor Vehicle and Gasoline Tax	Children Services Board
Revenues:				
Taxes	\$ 8,320,218	\$ 0	\$ 0	\$ 889,592
Intergovernmental Revenues	1,602,311	3,314,800	4,957,218	997,113
Charges for Services	2,424,388	0	4,655	152,221
Licenses and Permits	3,648	0	0	0
Investment Earnings	151,512	0	1,213	0
Special Assessments	0	0	0	0
Fines and Forfeitures	56,351	0	7,034	0
All Other Revenue	1,009,325	149,142	81,614	6,900
Total Revenue	13,567,753	3,463,942	5,051,734	2,045,826
Expenditures:				
Current:				
General Government:				
Legislative and Executive	5,553,258	0	0	0
Judicial	2,053,656	0	0	0
Public Safety	3,878,072	0	0	0
Public Works	77,121	0	5,546,234	0
Health	174,905	0	0	0
Human Services	551,488	3,071,761	0	2,083,674
Intergovernmental	0	0	0	0
Capital Outlay	150,307	0	0	0
Debt Service:				
Principal Retirement	550,637	0	61,917	0
Interest and Fiscal Charges	26,139	0	5,371	0
Total Expenditures	13,015,583	3,071,761	5,613,522	2,083,674
Excess (Deficiency) of Revenues Over Expenditures	552,170	392,181	(561,788)	(37,848)
Other Financing Sources (Uses):				
Inception of Capital Lease	0	0	37,019	0
Ohio Public Works Commission Loan	0	0	0	0
Installment Loan	531,846	0	0	0
Transfers In	14,052	158,937	0	0
Transfers Out	(820,707)	(285,988)	0	0
Total Other Financing Sources (Uses)	(274,809)	(127,051)	37,019	0
Net Change in Fund Balances	277,361	265,130	(524,769)	(37,848)
Fund Balances at Beginning of Year	3,125,969	3,255,014	1,848,395	3,640,067
Decrease in Inventory	(483)	0	(33,048)	0
Fund Balances End of Year	\$ 3,402,847	\$ 3,520,144	\$ 1,290,578	\$ 3,602,219

See accompanying notes to the basic financial statements

KNOX COUNTY, OHIO

Development Disabilities	Other Governmental Funds	Total Governmental Funds
\$ 3,812,083	\$ 3,255,949	\$ 16,277,842
2,464,757	3,874,308	17,210,507
0	1,149,916	3,731,180
0	221,859	225,507
0	1,719	154,444
0	24,059	24,059
0	106,652	170,037
222,094	672,854	2,141,929
<u>6,498,934</u>	<u>9,307,316</u>	<u>39,935,505</u>
0	848,842	6,402,100
0	84,842	2,138,498
0	3,027,513	6,905,585
0	3,547	5,626,902
0	288,696	463,601
7,489,614	1,451,949	14,648,486
0	1,961,519	1,961,519
0	2,520,892	2,671,199
0	891,439	1,503,993
0	269,976	301,486
<u>7,489,614</u>	<u>11,349,215</u>	<u>42,623,369</u>
(990,680)	(2,041,899)	(2,687,864)
0	0	37,019
0	596,536	596,536
0	735,000	1,266,846
0	934,938	1,107,927
0	(96,237)	(1,202,932)
<u>0</u>	<u>2,170,237</u>	<u>1,805,396</u>
(990,680)	128,338	(882,468)
10,013,814	4,488,062	26,371,321
0	0	(33,531)
<u>\$ 9,023,134</u>	<u>\$ 4,616,400</u>	<u>\$ 25,455,322</u>

KNOX COUNTY, OHIO

***Reconciliation Of The Statement Of Revenues, Expenditures
And Changes In Fund Balances Of Governmental Funds
To The Statement Of Activities
For The Year Ended December 31, 2012***

Net Change in Fund Balances - Total Governmental Funds \$ (882,468)

Amounts reported for governmental activities in the statement of activities are different because

Governmental funds report capital outlays as expenditures. However, in the statement of activities, the cost of those assets is allocated over their estimated useful lives as depreciation expense. This is the amount by which capital outlays exceeded depreciation in the current period.

Capital Outlay	3,555,212	
Depreciation Expense	<u>(3,424,151)</u>	131,061

Governmental Funds only report the disposal of assets to the extent proceeds are received from sale. In the statement of activities, the loss is reported for each disposal. (29,652)

Revenues in the statement of activities that do not provide current financial resources are not reported as revenues in the funds. (593,356)

The issuance of long-term debt (e.g. bonds, leases) provides current financial resources to government funds, while the repayment of the principal of long-term debt consumes the current financial resources of governmental funds. Neither transaction, however, has any effect on net position. Also, governmental funds report the effect of premiums, discounts, and similar items when debt is first issued, whereas these amounts are deferred and amortized in the statement of activities.

Ohio Public Works Commission Loan	(596,536)	
Loan Installment Payable	(1,266,846)	
Capital Lease Payable	(37,019)	
General Obligation Bond Principal Payment	765,000	
Ohio Public Works Commission Principal Payment	40,264	
Loan Principal Payment	636,812	
Capital Lease Principal Payment	<u>61,917</u>	(396,408)

In the statement of activities, interest is accrued on outstanding bonds, whereas in governmental funds, an interest expenditure is reported when due. 3,053

Some expenses reported in the statement of activities do not require the use of current financial resources and therefore are not reported as expenditures in the governmental funds.

Compensated Absences	(42,000)	
Change in Inventory	(33,531)	
Amortization of Bond Premium	13,580	
Amortization of Loss on Refunding	<u>(40,275)</u>	(102,226)

The internal service funds are used by management to charge the costs of services to individual funds is not reported in the statement of activities. Governmental fund expenditures and related internal service fund revenues are eliminated. The net revenue (expense) of the internal service funds are allocated among the governmental activities. (235,075)

Change in Net Position of Governmental Activities \$ (2,105,071)

See accompanying notes to the basic financial statements

KNOX COUNTY, OHIO

**Statement of Revenues, Expenditures and Changes in
Fund Balance – Budget and Actual (Non-GAAP Budgetary Basis)
General Fund
For the Year Ended December 31, 2012**

	Original Budget	Final Budget	Actual	Variance with Final Budget Positive (Negative)
Revenues:				
Taxes	\$ 7,351,552	\$ 7,512,972	\$ 8,297,846	\$ 784,874
Intergovernmental Revenues	1,240,500	1,240,500	1,484,777	244,277
Charges for Services	1,956,800	1,956,800	2,015,618	58,818
Licenses and Permits	4,000	4,000	3,647	(353)
Investment Earnings	200,000	200,000	195,448	(4,552)
Fines and Forfeitures	76,000	76,000	52,966	(23,034)
All Other Revenues	658,700	658,700	1,013,150	354,450
Total Revenues	11,487,552	11,648,972	13,063,452	1,414,480
Expenditures:				
Current:				
General Government - Legislative and Executive	5,457,872	5,842,463	5,667,322	175,141
General Government - Judicial	1,953,385	1,971,975	1,919,166	52,809
Public Safety	3,909,429	4,039,967	3,935,285	104,682
Public Works	141,035	80,497	76,884	3,613
Health	174,949	174,949	168,922	6,027
Human Services	579,334	579,334	572,889	6,445
Debt Service:				
Principal	21,695	550,637	550,637	0
Interest and Fiscal Charges	23,235	26,139	26,139	0
Capital Outlay	139,771	189,824	153,651	36,173
Total Expenditures	12,400,705	13,455,785	13,070,895	384,890
Excess (Deficiency) of Revenues Over (Under) Expenditures	(913,153)	(1,806,813)	(7,443)	1,799,370
Other Financing Sources (Uses):				
Other Financing Uses	(108,792)	(125,392)	(123,584)	1,808
Installment Loan	0	0	531,846	531,846
Transfers In	150,000	150,000	102,025	(47,975)
Transfers Out	(729,937)	(719,937)	(713,675)	6,262
Total Other Financing Sources (Uses)	(688,729)	(695,329)	(203,388)	491,941
Net Change in Fund Balance	(1,601,882)	(2,502,142)	(210,831)	2,291,311
Fund Balance at Beginning of Year	2,204,675	2,204,675	2,204,675	0
Prior Year Encumbrances	297,467	297,467	297,467	0
Fund Balance at End of Year	\$ 900,260	\$ 0	\$ 2,291,311	\$ 2,291,311

See accompanying notes to the basic financial statements

KNOX COUNTY, OHIO**Statement of Revenues, Expenditures and Changes in
Fund Balance – Budget and Actual (Non-GAAP Budgetary Basis)
Special Revenue Fund – Public Assistance Fund
For the Year Ended December 31, 2012**

	<u>Original Budget</u>	<u>Final Budget</u>	<u>Actual</u>	Variance with Final Budget Positive (Negative)
Revenues:				
Intergovernmental Revenues	\$ 3,330,000	\$ 3,330,000	\$ 3,314,800	\$ (15,200)
All Other Revenues	351,180	351,180	144,421	(206,759)
Total Revenues	<u>3,681,180</u>	<u>3,681,180</u>	<u>3,459,221</u>	<u>(221,959)</u>
Expenditures:				
Human Services	<u>4,451,059</u>	<u>4,415,072</u>	<u>3,220,526</u>	<u>1,194,546</u>
Total Expenditures	<u>4,451,059</u>	<u>4,415,072</u>	<u>3,220,526</u>	<u>1,194,546</u>
Excess (Deficiency) of Revenues Over (Under) Expenditures	(769,879)	(733,892)	238,695	972,587
Other Financing Sources (Uses):				
Transfers In	160,000	160,000	158,937	(1,063)
Transfers Out	<u>(250,000)</u>	<u>(285,988)</u>	<u>(285,988)</u>	<u>0</u>
Total Other Financing Sources (Uses)	<u>(90,000)</u>	<u>(125,988)</u>	<u>(127,051)</u>	<u>(1,063)</u>
Net Change in Fund Balance	(859,879)	(859,880)	111,644	971,524
Fund Balance at Beginning of Year	3,209,794	3,209,794	3,209,794	0
Prior Year Encumbrances	<u>183,360</u>	<u>183,360</u>	<u>183,360</u>	<u>0</u>
Fund Balance at End of Year	<u>\$ 2,533,275</u>	<u>\$ 2,533,274</u>	<u>\$ 3,504,798</u>	<u>\$ 971,524</u>

See accompanying notes to the basic financial statements

KNOX COUNTY, OHIO

**Statement of Revenues, Expenditures and Changes in
Fund Balance – Budget and Actual (Non-GAAP Budgetary Basis)
Special Revenue Fund – Motor Vehicle and Gasoline Tax Fund
For the Year Ended December 31, 2012**

	<u>Original Budget</u>	<u>Final Budget</u>	<u>Actual</u>	Variance with Final Budget Positive (Negative)
Revenues:				
Intergovernmental Revenues	\$ 4,890,000	\$ 4,890,000	\$ 4,970,024	\$ 80,024
Charges for Services	4,000	4,000	4,680	680
Investment Earnings	3,000	3,000	1,330	(1,670)
Fines and Forfeitures	9,000	9,000	6,307	(2,693)
All Other Revenues	15,500	15,500	82,292	66,792
Total Revenues	<u>4,921,500</u>	<u>4,921,500</u>	<u>5,064,633</u>	<u>143,133</u>
Expenditures:				
Public Works	<u>5,130,870</u>	<u>5,804,318</u>	<u>5,636,908</u>	<u>167,410</u>
Total Expenditures	<u>5,130,870</u>	<u>5,804,318</u>	<u>5,636,908</u>	<u>167,410</u>
Excess (Deficiency) of Revenues Over (Under) Expenditures	(209,370)	(882,818)	(572,275)	310,543
Fund Balance at Beginning of Year	1,155,085	1,155,085	1,155,085	0
Prior Year Encumbrances	<u>209,370</u>	<u>209,370</u>	<u>209,370</u>	<u>0</u>
Fund Balance at End of Year	<u>\$ 1,155,085</u>	<u>\$ 481,637</u>	<u>\$ 792,180</u>	<u>\$ 310,543</u>

See accompanying notes to the basic financial statements

KNOX COUNTY, OHIO

**Statement of Revenues, Expenditures and Changes in
Fund Balance – Budget and Actual (Non-GAAP Budgetary Basis)
Special Revenue Fund – Children Services Board Fund
For the Year Ended December 31, 2012**

	<u>Original Budget</u>	<u>Final Budget</u>	<u>Actual</u>	Variance with Final Budget Positive (Negative)
Revenues:				
Taxes	\$ 830,879	\$ 830,879	\$ 884,499	\$ 53,620
Intergovernmental Revenues	265,072	265,072	1,004,613	739,541
Charges for Services	115,000	115,000	156,721	41,721
All Other Revenues	7,100	7,100	6,900	(200)
Total Revenues	<u>1,218,051</u>	<u>1,218,051</u>	<u>2,052,733</u>	<u>834,682</u>
Expenditures:				
Human Services	<u>2,934,923</u>	<u>2,934,923</u>	<u>2,134,596</u>	<u>800,327</u>
Total Expenditures	<u>2,934,923</u>	<u>2,934,923</u>	<u>2,134,596</u>	<u>800,327</u>
Excess (Deficiency) of Revenues Over (Under) Expenditures	(1,716,872)	(1,716,872)	(81,863)	1,635,009
Fund Balance at Beginning of Year	3,593,078	3,593,078	3,593,078	0
Prior Year Encumbrances	<u>114,923</u>	<u>114,923</u>	<u>114,923</u>	<u>0</u>
Fund Balance at End of Year	<u>\$ 1,991,129</u>	<u>\$ 1,991,129</u>	<u>\$ 3,626,138</u>	<u>\$ 1,635,009</u>

See accompanying notes to the basic financial statements

KNOX COUNTY, OHIO**Statement of Revenues, Expenditures and Changes in
Fund Balance – Budget and Actual (Non-GAAP Budgetary Basis)
Special Revenue Fund – Development Disabilities Fund
For the Year Ended December 31, 2012**

	<u>Original Budget</u>	<u>Final Budget</u>	<u>Actual</u>	Variance with Final Budget Positive (Negative)
Revenues:				
Taxes	\$ 3,660,000	\$ 3,660,000	\$ 3,790,555	\$ 130,555
Intergovernmental Revenues	2,069,300	2,159,582	2,451,800	292,218
All Other Revenues	233,172	240,081	216,486	(23,595)
Total Revenues	<u>5,962,472</u>	<u>6,059,663</u>	<u>6,458,841</u>	<u>399,178</u>
Expenditures:				
Human Services	<u>5,965,278</u>	<u>9,638,828</u>	<u>7,467,286</u>	<u>2,171,542</u>
Total Expenditures	<u>5,965,278</u>	<u>9,638,828</u>	<u>7,467,286</u>	<u>2,171,542</u>
Excess (Deficiency) of Revenues Over (Under) Expenditures	(2,806)	(3,579,165)	(1,008,445)	2,570,720
Other Financing Sources (Uses):				
Transfers In	1,705,000	1,705,000	0	(1,705,000)
Transfers Out	(1,676,000)	(3,352,000)	0	3,352,000
Advances In	0	19,000	0	(19,000)
Advances Out	0	(19,000)	0	19,000
Total Other Financing Sources (Uses)	<u>29,000</u>	<u>(1,647,000)</u>	<u>0</u>	<u>1,647,000</u>
Net Change in Fund Balance	26,194	(5,226,165)	(1,008,445)	4,217,720
Fund Balance at Beginning of Year	<u>8,070,993</u>	<u>8,070,993</u>	<u>8,070,993</u>	<u>0</u>
Fund Balance at End of Year	<u>\$ 8,097,187</u>	<u>\$ 2,844,828</u>	<u>\$ 7,062,548</u>	<u>\$ 4,217,720</u>

See accompanying notes to the basic financial statements

KNOX COUNTY, OHIO

**Statement of Net Position
Proprietary Funds
December 31, 2012**

	Business-Type Activities - Enterprise Funds			Governmental
	Sewer District	Landfill	Total	Activities- Internal Service Fund
Assets:				
Current Assets:				
Cash and Cash Equivalents	\$ 2,657,012	\$ 75,940	\$ 2,732,952	\$ 155,662
Cash and Cash Equivalents with Fiscal Agent	0	0	0	306,784
Receivables:				
Accounts	315,781	0	315,781	161,027
Interest	132	0	132	22
Special Assessments	36,204	0	36,204	0
Inventory of Supplies	93,015	0	93,015	0
Prepaid Items	5,026	0	5,026	0
Total Current Assets	3,107,170	75,940	3,183,110	623,495
Noncurrent Assets:				
Restricted Assets:				
Cash and Cash Equivalents	216,805	0	216,805	0
Capital Assets not Being Depreciated	5,018,860	143,164	5,162,024	0
Capital Assets being Depreciated, net	7,059,716	0	7,059,716	0
Total Noncurrent Assets	12,295,381	143,164	12,438,545	0
Total Assets	15,402,551	219,104	15,621,655	623,495
Liabilities:				
Current Liabilities:				
Accounts Payable	230,047	0	230,047	0
Accrued Wages and Benefits	9,366	0	9,366	0
Intergovernmental Payable	10,299	0	10,299	0
Contracts Payable	28,082	0	28,082	0
Claims Payable	0	0	0	1,324,176
Retainage Payable	216,805	0	216,805	0
Accrued Interest Payable	25,858	0	25,858	0
Compensated Absences - Current	19,150	0	19,150	0
Recovery Zone Economic				
Development Bonds Payable - Current	135,000	0	135,000	0
OWDA Loans Payable - Current	3,103	0	3,103	0
OPWC Loans Payable - Current	30,239	0	30,239	0
Landfill Postclosure Care Liability - Current	0	85,025	85,025	0
Total Current Liabilities	707,949	85,025	792,974	1,324,176

KNOX COUNTY, OHIO

	Business-Type Activities - Enterprise Funds			Governmental
	Sewer District	Landfill	Total	Activities- Internal Service Fund
<i>Noncurrent Liabilities</i>				
Compensated Absences Payable	9,265	0	9,265	0
Recovery Zone Economic Development Bonds Payable	6,455,000	0	6,455,000	0
OWDA Loans Payable	48,156	0	48,156	0
OPWC Loans Payable	876,947	0	876,947	0
Landfill Postclosure Care Liability	0	952,109	952,109	0
<i>Total Noncurrent Liabilities</i>	<u>7,389,368</u>	<u>952,109</u>	<u>8,341,477</u>	<u>0</u>
Total Liabilities	<u>8,097,317</u>	<u>1,037,134</u>	<u>9,134,451</u>	<u>1,324,176</u>
Net Position:				
Net Investment in Capital Assets	5,165,296	143,164	5,308,460	0
Unrestricted	2,139,938	(961,194)	1,178,744	(700,681)
Total Net Position	<u>\$ 7,305,234</u>	<u>\$ (818,030)</u>	<u>\$ 6,487,204</u>	<u>\$ (700,681)</u>
Adjustment to reflect the consolidation of internal service fund activities related to enterprise funds.			<u>(85,062)</u>	
Total Net Position of Business Type Activities			<u>\$ 6,402,142</u>	

See accompanying notes to the basic financial statements



KNOX COUNTY, OHIO

**Statement of Revenues, Expenses and Changes in Fund Net Position
Proprietary Funds
For the Year Ended December 31, 2012**

	Business-Type Activities - Enterprise Funds			Governmental
	Sewer District	Landfill	Total	Activities- Internal Service Fund
Operating Revenues:				
Charges for Services	\$ 1,847,710	\$ 0	\$ 1,847,710	\$ 6,076,902
Other Operating Revenue	15,222	0	15,222	0
Total Operating Revenues	<u>1,862,932</u>	<u>0</u>	<u>1,862,932</u>	<u>6,076,902</u>
Operating Expenses:				
Personal Services	639,394	0	639,394	0
Contractual Services	853,835	0	853,835	463,744
Materials and Supplies	222,614	0	222,614	0
Depreciation	151,245	0	151,245	0
Other Operating Expenses	47,159	0	47,159	0
Health Insurance Claims	0	0	0	5,862,367
Total Operating Expenses	<u>1,914,247</u>	<u>0</u>	<u>1,914,247</u>	<u>6,326,111</u>
Operating Loss	(51,315)	0	(51,315)	(249,209)
Nonoperating Revenue (Expenses):				
Intergovernmental Grants	140,103	0	140,103	0
Investment Earnings	17,205	0	17,205	420
Interest Expense	(305,688)	0	(305,688)	0
Other Nonoperating Revenue	0	1,489	1,489	5,087
Other Nonoperating Expense	0	0	0	(186)
Total Nonoperating Revenues (Expenses)	<u>(148,380)</u>	<u>1,489</u>	<u>(146,891)</u>	<u>5,321</u>
Income (Loss) Before Contributions and Transfers	(199,695)	1,489	(198,206)	(243,888)
Capital Contributions - Tap in Fees	14,081	0	14,081	0
Capital Contributions	84,000	0	84,000	0
Transfers In	0	107,032	107,032	0
Transfers Out	(12,027)	0	(12,027)	0
Change in Net Assets	(113,641)	108,521	(5,120)	(243,888)
Net Assets (Deficit) Beginning of Year	7,418,875	(926,551)	6,492,324	(456,793)
Net Assets (Deficit) End of Year	<u>\$ 7,305,234</u>	<u>\$ (818,030)</u>	<u>\$ 6,487,204</u>	<u>\$ (700,681)</u>
Change in Net Position of Enterprise Funds			\$ (5,120)	
Adjustment to reflect the consolidation of internal service fund activities related to enterprise funds.			(8,813)	
Change in Net Position of Business Type Activities			<u>\$ (13,933)</u>	

See accompanying notes to the basic financial statements

KNOX COUNTY, OHIO

**Statement of Cash Flows
Proprietary Funds
For the Year Ended December 31, 2012**

	<u>Business Type Activities - Enterprise Funds</u>			Governmental
	Sewer District	Landfill	Totals	Activities - Internal Service Fund
<u>Cash Flows from Operating Activities:</u>				
Cash Received from Customers	\$1,925,698	\$0	\$1,925,698	\$0
Cash Received from Interfund Services	0	0	0	5,931,202
Cash Payments to Suppliers for Goods and Services	(1,091,539)	(108,521)	(1,200,060)	(463,930)
Cash Payments to Employees for Service	(641,447)	0	(641,447)	0
Cash Payments for Claims	0	0	0	(5,796,335)
Cash From Other Sources	15,905	1,489	17,394	0
Net Cash Provided (Used) for Operating Activities	208,617	(107,032)	101,585	(329,063)
<u>Cash Flows from Noncapital and Related Financing Activities:</u>				
Transfers In	0	107,032	107,032	0
Transfers Out	(12,027)	0	(12,027)	0
Intergovernmental Grants	140,103	0	140,103	0
Net Cash Provided by Noncapital and Related Financing Activities	128,076	107,032	235,108	0
<u>Cash Flows from Capital and Related Financing Activities:</u>				
Receipt of Special Assessments	9,301	0	9,301	0
Contributed Capital from Tap-In Fees	14,081	0	14,081	0
Intergovernmental Grants	1,056,000	0	1,056,000	0
Proceeds from Ohio Public Works Commission Loan	907,186	0	907,186	0
Acquisition of Capital Assets	(6,427,114)	0	(6,427,114)	0
Principal Paid on Ohio Water Development Loan Payable	(723,243)	0	(723,243)	0
Principal Paid on Recovery Zone Economic Development Bonds Payable	(70,000)	0	(70,000)	0
Interest Paid on Debt	(305,775)	0	(305,775)	0
Net Cash Used for Capital and Related Financing Activities	(5,539,564)	0	(5,539,564)	0
<u>Cash Flows from Investing Activities:</u>				
Receipts of Interest	17,874	0	17,874	468
Net Cash Provided by Investing Activities	17,874	0	17,874	468
Net Decrease in Cash and Cash Equivalents	(5,184,997)	0	(5,184,997)	(328,595)
Cash and Cash Equivalents at Beginning of Year	8,058,814	75,940	8,134,754	791,041
Cash and Cash Equivalents at End of Year	\$2,873,817	\$75,940	\$2,949,757	\$462,446
<u>Reconciliation of Cash and</u>				
<u>Cash Equivalents per Statement of Net Assets:</u>				
Cash and Cash Equivalents	\$2,657,012	\$75,940	\$2,732,952	\$155,662
Cash and Cash Equivalents with Fiscal Agent	0	0	0	306,784
Restricted Cash and Cash Equivalents	216,805	0	216,805	0
Cash and Cash Equivalents at End of Year	\$2,873,817	\$75,940	\$2,949,757	\$462,446

(Continued)

KNOX COUNTY, OHIO

	<u>Business Type Activities - Enterprise Funds</u>			Governmental
	Sewer District	Landfill	Totals	Activities - Internal Service Fund
<u>Reconciliation of Operating Income (Loss) to Net Cash Provided (Used) for Operating Activities:</u>				
Operating Income (Loss)	(\$51,315)	\$0	(\$51,315)	(\$249,209)
Adjustments to Reconcile Operating Income (Loss) to Net Cash Provided (Used) for Operating Activities:				
Depreciation Expense	151,245	0	151,245	0
Miscellaneous Nonoperating Revenue	0	1,489	1,489	5,087
Miscellaneous Nonoperating Expense	0	0	0	(186)
Changes in Assets and Liabilities:				
(Increase) Decrease in Accounts Receivable	78,671	0	78,671	(150,787)
Decrease in Inventory	24,645	0	24,645	0
Increase in Prepaid Items	(212)	0	(212)	0
Increase in Accounts Payable	7,636	0	7,636	0
Increase in Accrued Wages and Benefits	1,114	0	1,114	0
Decrease in Closure and Postclosure Care Payable	0	(108,521)	(108,521)	0
Decrease in Intergovernmental Payable	(358)	0	(358)	0
Decrease in Compensated Absences	(2,809)	0	(2,809)	0
Increase in Claims Payable	0	0	0	66,032
Total Adjustments	259,932	(107,032)	152,900	(79,854)
Net Cash Provided (Used) for Operating Activities	\$208,617	(\$107,032)	\$101,585	(\$329,063)

See accompanying notes to the basic financial statements

KNOX COUNTY, OHIO

***Statement of Assets and Liabilities
Fiduciary Funds
December 31, 2012***

	<u>Agency</u>
Assets:	
Cash and Cash Equivalents	\$ 4,940,239
Cash and Cash Equivalents in Segregated Accounts	537,815
Receivables:	
Taxes	55,611,855
Accounts	7,023
Special Assessments	23,565
Intergovernmental	<u>2,516,811</u>
Total Assets	<u>\$ 63,637,308</u>
Liabilities:	
Intergovernmental Payable	\$ 61,588,313
Undistributed Monies	529,987
Due to Others	<u>1,519,008</u>
Total Liabilities	<u>\$ 63,637,308</u>

See accompanying notes to the basic financial statements

***Notes to the Basic Financial Statements
For the Year Ended December 31, 2012***

NOTE 1 – SUMMARY OF SIGNIFICANT ACCOUNTING POLICIES

The significant accounting policies followed in the preparation of these financial statements are summarized below. These policies conform to generally accepted accounting principles for local governmental units as prescribed in the statements issued by the Governmental Accounting Standards Board and other recognized authoritative sources. The information generally relates to the primary government. Information related to the Airport is specifically identified.

A. Reporting Entity

Knox County, Ohio (The County) was created in 1808. The County is governed by a board of three commissioners elected by the voters of the County. Other officials elected by the voters of the County that manage various segments of the County's operations are the county auditor, treasurer, recorder, clerk of courts, coroner, engineer, prosecuting attorney, sheriff, a common pleas court judge, and a probate/juvenile court judge. The county commissioners authorize expenditures as well as serve as the budget and taxing authority, contracting body and the chief administrators of public services for the County, including each of these departments.

The reporting entity is comprised of the primary government, a component unit and other organizations that are included to insure that the financial statements of the County are not misleading.

The primary government consists of all funds, departments, boards, and agencies that are not legally separate from the County. For Knox County this includes the children services board, the board of development disabilities, the human services department, the emergency management agency and all departments and activities that are operated directly by the elected County officials.

Component units are legally separate organizations for which the County is financially accountable. The County is financially accountable for an organization if the County appoints a voting majority of the organization's governing board and 1) the County is able to significantly influence the programs or services performed or provided by the organization or 2) the County is legally entitled to or can otherwise access the organization's resources, the County is legally obligated or has otherwise assumed the responsibility to finance the deficits of, or provide financial support to, the organization, or the County is obligated for the debt of the organization. Component units may also include organizations for whom the County approves the budget, the levying of taxes or the issuance of debt.

The County participates in the **County Risk Sharing Authority (CORSA)**, a public entity risk sharing pool among thirty-three counties in Ohio. CORSA was formed as an Ohio non-profit corporation for the purpose of establishing the CORSA Insurance/self-insurance Program, a group primary and excess insurance/self-insurance and risk management program.

***Notes to the Basic Financial Statements
For the Year Ended December 31, 2012***

NOTE 1 – SUMMARY OF SIGNIFICANT ACCOUNTING POLICIES (Continued)

A. Reporting Entity (Continued)

The County participates in the **County Commissioners Association of Workers' Compensation Group Rating Plan** established under Section 4123.29 of the Ohio Revised Code. The County Commissioners Association Service Corporation (CCAOSC) was established through the County Commissioners Association of Ohio (CCAO) as a group purchasing pool.

Joint Ventures:

The County participates in three joint ventures with other Ohio local governments.

Emergency Management Agency

The Emergency Management Agency is a joint venture among the County, twenty-two townships located within the County, six villages and one corporation.

Community Mental Health and Recovery Board of Licking and Knox Counties (CMHRB)

The CMHRD Board is a joint venture between Knox and Licking counties. The headquarters for the CMHRD is in Licking County.

Eastern Ohio Housing Corporation

The Knox County Department of Development Disabilities contracts with the Eastern Ohio Housing Authority to develop dwellings and provide affordable housing for persons with disabilities.

Jointly Governed Organizations:

The County participates in five jointly governed organizations with other Ohio local governments.

Joint Solid Waste District

The Joint Solid Waste District is a jointly governed organization among Delaware, Knox, Marion, and Morrow Counties. The purpose of the district is to make disposal of waste in the four county area more comprehensive in terms of recycling and land filling.

Mid Eastern Ohio Regional Council (MEORC)

MEORC is a jointly governed organization among eighteen county departments of developmental disabilities in Ohio.

Knox County Family and Children First Council (KCFCFC)

The KCFCFC is a jointly governed organization. The purpose is to promote the well-being of children and their families.

***Notes to the Basic Financial Statements
For the Year Ended December 31, 2012***

NOTE 1 – SUMMARY OF SIGNIFICANT ACCOUNTING POLICIES (Continued)

A. Reporting Entity (Continued)

Heart of Ohio Resource Conservation and Development Council (HOCDC)

The HOCDC is a jointly governed organization among nine counties. The purpose is to enhance the quality of life in central Ohio by facilitating the use of natural resources for a sustainable future.

Perry Multi-County Juvenile Facility (JF)

The JF is a jointly governed organization among eight counties. The purpose is to rehabilitate juvenile offenders in lieu of commitment to the Ohio Department of Youth Services.

Further information regarding these joint ventures and jointly governed organizations is presented in Note 12 and Note 13.

Related Organizations:

Mid Ohio Transit Authority (M.O.T.A.)

One Commissioner is appointed to the total of a four person governing board of M.O.T.A. The Commissioners cannot influence M.O.T.A.'s operation nor does M.O.T.A. represent a potential financial benefit for or burden of the County. M.O.T.A. did receive funding in the amount of \$32,000 for 2012.

Public Library of Mount Vernon and Knox County

The Commissioners and Judge of Knox County Common Pleas appoint the governing board of the Library, however, the Commissioners and Judge cannot influence the Library's operation nor does the Library represent a potential financial benefit for or burden on the County. The Commissioners serve in a ministerial capacity as a taxing authority for the Library. Once the Library Board determines to present a levy to the voters, including the determination of its rate and duration, the Commissioners must place the levy on the ballot. The Library determines its own budget. The Library did not receive any funding from the County during 2012.

Discretely Presented Component Unit:

The component unit column in the financial statements identifies the financial data of the County's component unit, Knox County Airport. It is reported separately to emphasize that it is legally separate from the County. Knox County Airport does not issue separate financial statements.

Knox County Airport is situated on County owned land, and it is operated by a County appointed authority. The County has issued loans on behalf of the airport for the construction of hangar bays and storage buildings as well as the purchase of land. The Airport is reflected as a component unit of the County.

***Notes to the Basic Financial Statements
For the Year Ended December 31, 2012***

NOTE 1 – SUMMARY OF SIGNIFICANT ACCOUNTING POLICIES (Continued)

A. Reporting Entity (Continued)

Agencies, Boards and Commissions:

As custodian of public funds, the County Treasurer invests all public monies held on deposit in the County treasury. In the case of the separate agencies, boards and commissions listed below, the County serves as fiscal agent but is not financially accountable. Accordingly the activity of the following districts and agencies is presented as agency funds within the County's financial statements:

Knox County General Health District is governed by a five member board of health which oversees the operation of the health district and is elected by a regional advisory council. The board adopts its own budget, hires and fires its own staff, and operates autonomously from the County.

Knox County Soil and Water Conservation District is statutorily created as a separate and distinct political subdivision of the State. The five supervisors of the Soil and Water Conservation District are appointed by elected officials and authorized to contract and sue on behalf of the District. The supervisors adopt their own budget, authorize District expenditures, hire and fire staff, and do not rely on the County to finance deficits.

The **Regional Planning Commission** is statutorily created as a separate and distinct political subdivision of the State. The Commission consists of representatives from the county, each township, and each municipality. The planning members adopt their own budget, authorize Commission expenditures, hire and fire staff, and do not rely on the County to finance deficits.

B. Basis of Presentation – Fund Accounting

The accounting system is organized and operated on the basis of funds, each of which is considered a separate accounting entity. The operations of each fund are accounted for with a separate set of self-balancing accounts that comprise its assets, deferred outflows of resources, liabilities, deferred inflows of resources, fund equity, revenues and expenditures/expenses. The following fund types are used by the County.

Governmental Fund Types:

Governmental funds are those through which most governmental functions of the County are financed. The acquisition, use and balances of the County's expendable financial resources and the related current liabilities (except those accounted for in proprietary funds) are accounted for through governmental funds. The following are the County's major governmental funds:

General Fund

The General Fund is used to account for all financial resources of the County except those required to be accounted for in another fund. The general fund balance is available to the County for any purpose provided it is expended or transferred according to the general laws of Ohio.

***Notes to the Basic Financial Statements
For the Year Ended December 31, 2012***

NOTE 1 – SUMMARY OF SIGNIFICANT ACCOUNTING POLICIES (Continued)

B. Basis of Presentation – Fund Accounting (Continued)

Public Assistance Fund

This fund is used to account for various federal and state grants as well as transfers from the general fund used to provide public assistance to general relief recipients and to pay their providers of medical assistance, and for certain public social services.

Motor Vehicle and Gasoline Tax Fund

This fund is used to account for revenues derived from the sale of motor vehicle license, gasoline taxes and interests. Expenditures are restricted by state law to county road and bridge construction, maintenance and repairs. The County engineer currently expends the majority of the revenues for repairs.

Children Services Board Fund

This fund accounts for money from a tax levy, federal and state grants, support collection and social security. Major expenditures are for a boys' group home, emergency shelters, medical treatment, school supplies, counseling and parental training.

Development Disabilities Fund

This fund accounts for money received from a County-wide property tax levy and several federal and state grants and subsidies. This fund accounts for the operations of a school for the developmentally disabled.

The other governmental funds of the County account for grants and other resources whose use is restricted for a particular purpose; the accumulation of resources for, and the payment of debt; and the acquisition or construction of major capital facilities.

Proprietary Fund Types:

Proprietary funds are used to account for the County's ongoing activities which are similar to those found in the private sector. The following are the County's proprietary fund types:

Enterprise Funds

Enterprise funds may be used to account for any activity for which a fee is charged to external users for goods or services. The following are the County's major enterprise funds:

Sewer District Fund – The Fund that accounts for provision of sewer and water services.

Landfill Fund – The Fund that accounts for the liability associated with landfill postclosure costs.

***Notes to the Basic Financial Statements
For the Year Ended December 31, 2012***

NOTE 1 – SUMMARY OF SIGNIFICANT ACCOUNTING POLICIES (Continued)

B. Basis of Presentation – Fund Accounting (Continued)

Internal Service Fund

The internal service fund is used to account for the County’s self-insurance activity. Employee medical benefits are provided by the self-insurance fund to other County departments on a cost reimbursement basis.

Fiduciary Fund Types:

Fiduciary fund reporting focuses on net position and changes in net position. The fiduciary fund category is split into four classifications: pension trust funds, investment trust funds, private purpose trust funds, and agency funds. The County’s only fiduciary fund type is its agency funds. The County’s agency funds hold assets such as property and other taxes as well as other intergovernmental resources that have been collected by the County and will be distributed to other taxing districts located within the County. The County’s agency funds are custodial in nature (assets equal liabilities) and do not involve measurement or accounts of operations.

C. Basis of Presentation – Financial Statements

Government-wide Financial Statements – The statement of net position and the statement of activities display information about the County as a whole. These statements include the financial activities of the primary government, except for fiduciary funds. Internal service fund activity is eliminated to avoid “doubling up” revenues and expenses. The statements distinguish between those activities of the County that are governmental and those that are considered business-type activities.

The government-wide statements are prepared using the economic resources measurement focus. This is the same approach used in the preparation of the proprietary fund financial statements but differs from the manner in which governmental fund financial statements are prepared. Governmental fund financial statements therefore include a reconciliation with brief explanations to better identify the relationship between the government-wide statements and the statements for governmental funds.

The government-wide statement of activities presents a comparison between direct expenses and program revenues for each segment of the business-type activities of the County and for each function or program of the County’s governmental activities. Direct expenses are those that are specifically associated with a service, program or department and therefore clearly identifiable to a particular function. Certain indirect costs have been included as part of the program expenses reported for the various functional activities.

Program revenues include charges paid by the recipient of the goods or services offered by the program and grants and contributions that are restricted to meeting the operational or capital requirements of a particular program. Revenues which are not classified as program revenues are presented as general revenues of the County, with certain limited exceptions. The comparison of direct expenses with program revenues identifies the extent to which each business segment or governmental function is self-financing or draws from the general revenues of the County.

***Notes to the Basic Financial Statements
For the Year Ended December 31, 2012***

NOTE 1 – SUMMARY OF SIGNIFICANT ACCOUNTING POLICIES (Continued)

C. Basis of Presentation – Financial Statements (Continued)

Fund Financial Statements – Fund financial statements report detailed information about the County. The focus of governmental and enterprise fund financial statements is on major funds rather than reporting funds by type. Each major fund is presented in a separate column. Nonmajor funds are aggregated and presented in a single column. The internal service fund is presented in a single column on the face of the proprietary fund statements. Fiduciary funds are reported by fund type.

The accounting and financial reporting treatment applied to a fund is determined by its measurement focus. All governmental fund types are accounted for using a flow of current financial resources measurement focus. The financial statements for governmental funds are a balance sheet, which generally includes only current assets and deferred outflows of resources and current liabilities and deferred inflows of resources, and a statement of revenues, expenditures and changes in fund balances, which reports on the sources (i.e., revenues and other financing sources) and uses (i.e., expenditures and other financing uses) of current financial resources.

All proprietary fund types are accounted for on a flow of economic resources measurement focus. With this measurement focus, all assets, deferred outflows of resources, liabilities, and deferred inflows of resources associated with the operation of these funds are included on the statement of net position. The statement of changes in fund net position presents increases (i.e., revenues) and decreases (i.e., expenses) in net total assets. The statement of cash flows provides information about how the County finances and meets the cash flow needs of its proprietary activities.

D. Basis of Accounting

Basis of accounting refers to when revenues and expenditures or expenses are recognized in the accounts and reported in the financial statements. Basis of accounting relates to the timing of the measurements made.

The modified accrual basis of accounting is followed for the governmental funds. Under this basis, revenues are recognized in the accounting period when they become both measurable and available. Available means collectible within the current fiscal year or soon enough thereafter to be used to pay liabilities of the current year. The available period for the County is thirty days after year end. In applying the susceptible to accrual concept under the modified accrual basis, the following revenue sources are deemed both measurable and available: earnings on investments, sales tax (see Note 8), federal and state grants and subventions, and charges for current services. Major revenue sources not susceptible to accrual include licenses and permits, and fines and forfeitures, which are not considered measurable until received.

Revenue resulting from exchange transactions, in which each party gives and receives essentially equal value, is recorded on the accrual basis when the exchange takes place. On the modified accrual basis, revenue is recorded in the year in which the resources are measurable and become available.

***Notes to the Basic Financial Statements
For the Year Ended December 31, 2012***

NOTE 1 – SUMMARY OF SIGNIFICANT ACCOUNTING POLICIES (Continued)

D. Basis of Accounting (Continued)

Nonexchange transactions, in which the County receives value without directly giving equal value in return, include property taxes, grants, entitlements and donations. On the accrual basis, revenue from property taxes is recognized in the year for which the taxes are levied. Revenue from grants, entitlements, and donations is recognized in the year in which all eligibility requirements have been satisfied. Eligibility requirements include timing requirements, which specify the year when the resources are required to be used or the year when use is first permitted; matching requirements, in which the County must provide local resources to be used for a specified purpose; and expenditure requirements, in which the resources are provided to the County on a reimbursement basis. On the modified accrual basis, revenue from nonexchange transactions must also be available before it can be recognized.

The measurement focus of governmental fund accounting is on decreases in net financial resources (expenditures) rather than expenses. Most expenditures are measurable and are recorded when the related fund liability is incurred. Principal and interest on general and special assessment long-term debt are recorded as fund liabilities when due, and costs of accumulated unpaid vacation and sick leave are reported as fund liabilities in the period in which they will be liquidated with available financial resources rather than in the period earned by employees. Allocations of cost, such as depreciation and amortization, are not recognized in the governmental funds.

The accrual basis of accounting is utilized for reporting purposes by the government-wide financial statements, proprietary funds, and the agency funds. Revenues are recognized when they are earned and expenses are recognized when incurred. Unbilled service charges receivable are recognized as revenue at year end.

Component Unit

The Knox County Airport uses the full accrual basis of accounting similar to the proprietary funds of the County.

E. Budgetary Process

The budgetary process is prescribed by provisions of the Ohio Revised Code and entails the preparation of budgetary documents within an established timetable. The major documents prepared are the tax budget, the certificate of estimated resources, and the appropriation resolution, all of which are prepared on the budgetary basis of accounting. The certificate of estimated resources, and the appropriations resolution are subject to amendment throughout the year with the legal restriction that appropriations cannot exceed estimated resources, as certified. All funds, other than agency funds, are required to be budgeted and appropriated. The Airport and six funds of the County are being reported as part of the statements prepared using generally accepted accounting principles but were not budgeted by the County because they are outside of the appropriated budget and do not maintain separate budgetary financial records. The funds are Commissary, Revolving Loan, Law Enforcement, Drug Enforcement, Work Release, and Landfill Development (Enterprise Fund). The primary level of budgetary control is at the object level within each department. Budgetary modifications may only be made by resolution of the County Commissioners.

***Notes to the Basic Financial Statements
For the Year Ended December 31, 2012***

NOTE 1 – SUMMARY OF SIGNIFICANT ACCOUNTING POLICIES (Continued)

E. Budgetary Process (Continued)

Tax Budget

A budget of estimated revenue and expenditures is submitted to the County Auditor, as Secretary of the County Budget Commission, by July 20 of each year, for the period January 1 to December 31 of the following year.

Estimated Resources

The County Budget Commission reviews estimated revenue and determines if the budget substantiates a need to levy all or part of previously authorized taxes. The Commission certifies its actions to the County by September 1. As part of this certification, the County receives the official certificate of estimated resources, which states the projected revenue of each fund. Prior to December 31, the County must revise its budget so that the total contemplated expenditures from any fund during the ensuing fiscal year will not exceed the amount available as stated in the certificate of estimated resources. The revised budget then serves as the basis for the annual appropriation measure. On or about January 1, the certificate of estimated resources is amended to include any unencumbered balances from the preceding year. The certificate may be further amended during the year if the County Auditor determines that more or less revenue will be received than originally estimated. The amounts reported as the original budgeted amounts on the budgetary statements reflect the amounts on the certificate of estimated resources when the original appropriations were adopted. The amounts reported as the final budgeted amounts on the budgetary statements reflect the amounts in the final amended official certificate of estimated resources issued during 2012.

Appropriations

A temporary appropriation resolution to control expenditures may be passed on or about January 1 of each year for the period of January 1 to March 31. An annual appropriation resolution must be passed by April 1 of each year for the period January 1 to December 31. The appropriation resolution fixes spending authority at the fund, department, and object level, the legal level of control. The appropriation resolution may be amended during the year as new information becomes available, provided that total fund appropriations do not exceed current estimated resources, as certified. The allocation of appropriations among departments and objects within a fund may only be modified during the year by a resolution of the Commissioners. During 2012, supplemental appropriation resolutions were passed. The amounts reported as the original budget amounts reflect the first appropriation resolution for that fund that covered the entire year, including amounts automatically carried forward from prior years. The amounts reported as final budget amounts in the statement of budgetary comparison represent the final appropriations amount including all amendments and modifications.

Lapsing of Appropriations

At the close of the year, the unencumbered balance of each appropriation reverts to the respective fund from which it was appropriated and becomes subject to future appropriations. The encumbered appropriation balance is carried forward to the succeeding fiscal year and need not be re-appropriated.

***Notes to the Basic Financial Statements
For the Year Ended December 31, 2012***

NOTE 1 – SUMMARY OF SIGNIFICANT ACCOUNTING POLICIES (Continued)

E. Budgetary Process (Continued)

Budgetary Basis of Accounting

While reporting financial position, results of operations and changes in fund balance on the basis of generally accepted accounting principles (GAAP), the budgetary basis as provided by law and described above is based upon accounting for certain transactions on a basis of cash receipts, disbursements and encumbrances. The Ohio Revised Code prohibits expenditures plus encumbrances from exceeding appropriations.

The Statements of Revenues, Expenditures, and Changes in Fund Balances, Budget and Actual (Budget Basis), are presented on the budgetary basis to provide a meaningful comparison of actual results with the budget. The major differences between the budget basis and the GAAP basis are:

1. Revenues are recorded when received in cash (budget basis) as opposed to when susceptible to accrual (GAAP basis).
2. Expenditures/expenses are recorded when paid in cash (budget basis) as opposed to when the liability is incurred (GAAP basis).
3. Outstanding year end encumbrances are treated as expenditures/expenses (budget basis) rather than as reservation of fund balance for governmental fund types (GAAP basis).
4. Proceeds from and principal payments on short-term note obligations are reported on the operating statement (budget basis) rather than as balance sheet transactions (GAAP basis).

A reconciliation of results of operations on the GAAP basis to the budget basis appears in Note 4.

F. Cash and Cash Equivalents and Investments

To improve cash management, cash received by the County Treasurer is pooled in a central bank account. Moneys for all funds, including proprietary funds, are maintained in this account or are temporarily used to purchase short term investments. Individual fund integrity is maintained through the County's records. Interest revenue earned by the primary government during 2012 amounted to \$172,069.

The County has invested funds in the STAR Ohio during 2012. STAR Ohio is an investment pool managed by the State Treasurer's Office which allows governments within the State to pool their funds for investment purposes. STAR Ohio is not registered with the SEC as an investment company, but does operate in a manner consistent with Rule 2a7 of the Investment Company Act of 1940. Investments in STAR Ohio are valued at STAR Ohio's share price which is the price the investment could be sold for on December 31, 2012.

For purposes of the statement of cash flows and for presentation on the financial statements, investments of the cash management pool are considered to be cash equivalents.

***Notes to the Basic Financial Statements
For the Year Ended December 31, 2012***

NOTE 1 – SUMMARY OF SIGNIFICANT ACCOUNTING POLICIES (Continued)

G. Inventories

Inventories of governmental funds are valued at cost on a first-in, first-out basis using the purchase method while inventories of governmental activities and enterprise funds are valued at lower of cost or market using the consumption method.

Reported supplies inventory is equally offset by a fund balance reserve in the governmental funds which indicates that it does not constitute available expendable resources even though it is a component of net current assets.

Component Unit:

Inventory of the Knox County Airport is valued at the lower of cost or market on a first-in, first-out basis and is expensed when used.

H. Prepaid Items

Payments made to vendors for services that will benefit periods beyond December 31, 2012, are recorded as prepaid items using the consumption method by recording a current asset for the prepaid amount and reflecting the expenditure/expense in the year in which it is consumed.

I. Capital Assets and Depreciation

Capital assets are defined by the County as assets with an initial, individual cost of more than \$1,000 except for land and computer hardware, in which all are capitalized.

1. Property, Plant and Equipment – Governmental Activities

Governmental activities capital assets are those not directly related to the business type funds. These generally are acquired or constructed for governmental activities and are recorded as expenditures in the governmental funds and are capitalized at cost (or estimated historical cost for assets not purchased in recent years). These assets are reported in the Governmental Activities column of the Government-wide Statement of Net Position, but they are not reported in the Fund Financial Statements.

Donated capital assets are recorded at fair market value at the date received. Capital asset values were determined by identifying historical costs when such information was available. In cases where information supporting original cost was not obtainable, estimated historical costs were developed. For certain capital assets, the estimates were arrived at by indexing current market costs back to the estimated year of acquisition.

***Notes to the Basic Financial Statements
For the Year Ended December 31, 2012***

NOTE 1 – SUMMARY OF SIGNIFICANT ACCOUNTING POLICIES (Continued)

I. Capital Assets and Depreciation (Continued)

2. Property, Plant and Equipment – Business Type Activities

Property, plant and equipment acquired by the proprietary funds, and component units, are stated at cost (or estimated historical cost), including interest capitalized during construction and architectural and engineering fees where applicable. Donated capital assets are recorded at fair market value at the date received. These assets are reported in both the Business-Type Activities column of the Government-wide Statement of Net Position and in the respective funds.

Depreciation has been provided on a straight-line basis over the following estimated useful lives:

<u>Description</u>	<u>Primary Government</u>	<u>Airport</u>
Buildings and Improvements	10-50 Years	10-50 Years
Machinery and Equipment	5-30 Years	5-30 Years
Vehicles	5-10 Years	5 Years
Computer Equipment	5 Years	5 Years
Sewer and Water Lines	50 Years	N/A
Infrastructure	12-100 Years	N/A
Runway	N/A	50 Years

J. Compensated Absences

The County complies with the provisions of GASB Statement No. 16, “Accounting for Compensated Absences”. Vacation benefits are accrued as a liability as the benefits are earned if the employees’ rights to receive compensation are attributable to services already rendered and it is probable that the County will compensate employees for the benefits through time off or some other means. Sick leave benefits are accrued using the termination payment method. An accrual for earned sick leave is made to the extent it is probable that the benefits will result in termination payments. The liability is an estimate based on the County’s past experience of making termination payments.

For governmental fund financial statements, compensated absences are recognized as a liability and expenditure to the extent payments come due each period upon the occurrence of employee resignations and retirements. These amounts are recorded in the account “compensated absences payable” in the fund from which the employees who have accumulated unpaid leave are paid. In proprietary funds, and the government-wide Statement of Net Position, the entire amount of compensated absences is reported as a fund liability. In the government-wide statement of net position, “Compensated Absences Payable” is recorded within the “Due within one year” account and the long-term portion of the liability is recorded within the “Due in more than one year” account.

***Notes to the Basic Financial Statements
For the Year Ended December 31, 2012***

NOTE 1 – SUMMARY OF SIGNIFICANT ACCOUNTING POLICIES (Continued)

K. Long-Term Liabilities

Long-term liabilities are being repaid from the following funds:

<u>Obligation</u>	<u>Fund</u>
General Obligation Bond	Bond Retirement Fund
Ohio Public Works Commission Loans	Motor Vehicle and Gas Tax Fund
Ohio Water Development Authority Loans	General Fund, Sewer District Fund
Recovery Zone Economic Development Bonds	Sewer District Fund
Loan Payable	General Fund
Capital Leases Payable	Motor Vehicle and Gas Tax Fund
Compensated Absences	General Fund, Public Assistance Fund, Motor Vehicle and Gas Tax Fund, Children Services Board Fund, Development Disabilities Fund, Dog and Kennel Fund, Probate Juvenile Special Projects Fund, Juvenile Court Social Workers Fund, Delinquent Tax Assessment Fund, VOCA and SVAA Grant Fund, Byrne Drug Court Fund, 911 Emergency Calling System Fund, Youth Service Grant Fund, Emergency Management Agency Fund, Sewer District Fund

This space intentionally left blank.

***Notes to the Basic Financial Statements
For the Year Ended December 31, 2012***

NOTE 1 – SUMMARY OF SIGNIFICANT ACCOUNTING POLICIES (Continued)

L. Net Position

Net position represents the difference between assets, deferred outflows of resources and liabilities and deferred inflows of resources. Net position invested in capital assets, net of related debt consists of capital assets, net of accumulated depreciation, reduced by the outstanding balances of any borrowings used for the acquisition, construction or improvement of those assets. Net position is reported as restricted when there are limitations imposed on their use either through the enabling legislation adopted by the County or through external restrictions imposed by creditors, grantors or laws or regulations of other governments.

The County applies restricted resources when an expense is incurred for purposes for which both restricted and unrestricted resources are available.

M. Interfund Activity

Exchange transactions between funds are reported as revenues in the seller funds and as expenditures/expenses in the purchaser funds. Interfund services provided and used are not eliminated in the process of consolidation. Flows of cash or goods from one fund to another without a requirement for repayment are reported as interfund transfers. Interfund transfers are reported as other financing sources/uses in governmental funds and after nonoperating revenues/expenses in proprietary funds. Repayments from funds responsible for particular expenditures/expenses to the funds that initially paid for them are not presented on the financial statements.

Any residual balances outstanding between the governmental activities and business-type activities are reported in the government-wide financial statements as internal balances.

N. Fund Balance

Fund balance is divided into five classifications based primarily on the extent to which the County is bound to observe constraints imposed upon the use of the resources in the governmental funds. The classifications are as follows:

Nonspendable - The nonspendable fund balance category includes amounts that cannot be spent because they are not in spendable form, or legally or contractually required to be maintained intact. The “not in spendable form” criterion includes items that are not expected to be converted to cash. It also includes the long-term amount of loans receivable, as well as property acquired for resale, unless the use of the proceeds from the collection of those receivables or from the sale of those properties is restricted, committed, or assigned.

Restricted – The fund balance is reported as restricted when constraints placed on the use of resources are either externally imposed by creditors (such as through debt covenants), grantors, contributors, or laws or regulations of other governments or is imposed by law through constitutional provisions.

***Notes to the Basic Financial Statements
For the Year Ended December 31, 2012***

NOTE 1 – SUMMARY OF SIGNIFICANT ACCOUNTING POLICIES (Continued)

N. Fund Balance (Continued)

Committed - The committed fund balance classification includes amounts that can be used only for the specific purposes imposed by a formal action (resolution) of the County Commissioners. Those committed amounts cannot be used for any other purpose unless the County Commissioners remove or changes the specified use by taking the same type of action (resolution) it employed to previously commit those amounts. Committed fund balance also incorporates contractual obligations to the extent that existing resources in the fund have been specifically committed for use in satisfying those contractual requirements.

Assigned - Amounts in the assigned fund balance classification are intended to be used by the County for specific purposes but do not meet the criteria to be classified as restricted or committed. In governmental funds other than the general fund, assigned fund balance represents the remaining amount that is not restricted or committed. In the general fund, assigned amounts represent intended uses established by the County Commissioners.

Unassigned - Unassigned fund balance is the residual classification for the general fund and includes all spendable amounts not contained in the other classifications. In other governmental funds, the unassigned classification is used only to report a deficit balance resulting from overspending for specific purposes for which amounts had been restricted, committed, or assigned. The County applies restricted resources first when expenditures are incurred for purposes for which either restricted or unrestricted (committed, assigned, and unassigned) amounts are available. Similarly, within unrestricted fund balance, committed amounts are reduced first followed by assigned, and then unassigned amounts when expenditures are incurred for purposes for which amounts in any of the unrestricted fund balance classifications could be used.

O. Operating Revenues and Expenses

Proprietary funds distinguish operating revenues and expenses from nonoperating items. Operating revenues are those revenues that are generated directly from the primary activity of the proprietary funds. For the County, these revenues are sewer and water treatment and distribution, and interfund charges for the internal service funds. Operating expenses are necessary costs incurred to provide the good or service that is the primary activity of the fund. All revenues and expenses not meeting this definition are reported as nonoperating revenues and expenses.

P. Risk Management

The County provides insurance coverage combined with its own risk management activities to organizations outside its reporting entity, however, the County is by far the predominant participant and the activity is reported as an internal service fund.

***Notes to the Basic Financial Statements
For the Year Ended December 31, 2012***

NOTE 1 – SUMMARY OF SIGNIFICANT ACCOUNTING POLICIES (Continued)

Q. Deferred Outflows/Inflows of Resources

In addition to assets, the statement of financial position will sometimes report a separate section for deferred outflows of resources. This separate financial statement element, deferred outflows of resources, represents a consumption of net position that applies to a future period(s) and so will not be recognized as an outflow of resources (expense/ expenditure) until then. The County only has one item that qualifies for reporting in this category. It is the deferred charge on refunding reported in the government-wide statement of net position. A deferred charge on refunding results from the difference in the carrying value of refunded debt and its reacquisition price. This amount is deferred and amortized over the shorter of the life of the refunded or refunding debt.

In addition to liabilities, the statement of financial position will sometimes report a separate section for deferred inflows of resources. This separate financial statement element, deferred inflows of resources, represents an acquisition of net position that applies to a future period(s) and so will not be recognized as an inflow of resources (revenue) until that time. On the government-wide statement of net position and governmental funds balance sheet, property taxes that are intended to finance future fiscal periods are reported as deferred inflows. In addition, the governmental funds balance sheet reports deferred inflows which arise only under a modified accrual basis of accounting. Accordingly, the item, unavailable amounts, is reported only in the governmental funds balance sheet. The governmental funds report unavailable amounts for property taxes, sales taxes, special assessments, and state levied shared taxes. These amounts are deferred and recognized as an inflow of resources in the period that the amounts become available.

This space intentionally left blank.

***Notes to the Basic Financial Statements
For the Year Ended December 31, 2012***

NOTE 2 – CHANGE IN ACCOUNTING PRINCIPLES AND RESTATEMENT OF NET POSITION

For 2012 the County implemented GASB Statement No. 62, “*Codification of Accounting and Financial Reporting Guidance Contained in Pre-November 30, 1989 FASB and AICPA Pronouncements,*” GASB Statement No. 63, “*Financial Reporting of Deferred Outflows of Resources, Deferred Inflows of Resources, and Net Position*” and GASB Statement No. 65, “*Items Previously Reported as Assets and Liabilities*”.

Statement No. 62 incorporated into the GASB’s authoritative literature certain accounting and financial reporting guidance that is included in Financial Accounting Standards Board (FASB) Statements and Interpretations, Accounting Principles Board Opinions and Accounting Research Bulletins of the American Institute of Certified Public Accountants’ (AICPA) Committee on Accounting Procedure issued on or before November 30, 1989 which does not conflict with or contradict GASB pronouncements.

Statement No. 63 provides guidance for reporting deferred outflows of resources, deferred inflows of resources, and net position in a statement of financial position and related disclosures. GASB 63 standardizes the presentation of deferred outflows of resources and deferred inflows of resources and their effects on a government’s net position.

Statement No. 65 provides guidance on how to properly classify items that were previously reported as assets and liabilities as deferred outflows of resources or deferred inflows of resources. In addition, guidance is provided on recognizing certain items that were previously reported as assets and liabilities as outflows of resources (expenses or expenditures) or inflows of resources (revenues).

For the year ended December 31, 2011, the County reclassified some long-term debt and the related capital asset from Governmental Activities to the Sewer Fund in Business-type Activities. This correction and the implementation of GASB Statement No. 65 resulted in the restatement of net position in Governmental Activities, Business-type Activities and the Sewer Fund as follows:

	Governmental Activities	Business-type Activities	Sewer Fund
Net Position at December 31, 2011 as reported	\$80,174,743	\$6,529,251	\$7,532,051
Implementation of GASB 65	(175,052)	(126,064)	(126,064)
Reclassification of Capital Asset and Long-term Debt	(12,888)	12,888	12,888
Net Position at December 31, 2011 as restated	<u>\$79,986,803</u>	<u>\$6,416,075</u>	<u>\$7,418,875</u>

KNOX COUNTY, OHIO

**Notes to the Basic Financial Statements
For the Year Ended December 31, 2012**

NOTE 3 – FUND BALANCES

Fund balance is classified as nonspendable, restricted, committed, assigned and/or unassigned based primarily on the extent to which the County is bound to observe constraints imposed upon the use of resources in the government funds. The constraints placed on fund balance for the major governmental funds and all other governmental funds are presented below:

Fund Balances	General Fund	Public Assistance	Motor Vehicle and Gasoline Tax	Children Services Board	Development Disabilities	Other Governmental Funds	Total Governmental Funds
Nonspendable:							
Long-term Loans Receivable	\$140,000	\$0	\$0	\$0	\$0	\$49,756	\$189,756
Supplies Inventory	2,563	0	238,308	0	0	0	240,871
Prepaid Items	74,048	11,981	0	0	5,551	2,893	94,473
Total Nonspendable	<u>216,611</u>	<u>11,981</u>	<u>238,308</u>	<u>0</u>	<u>5,551</u>	<u>52,649</u>	<u>525,100</u>
Restricted:							
Job and Family Services	0	3,508,163	0	3,602,219	0	365,354	7,475,736
County Public Works	0	0	1,052,270	0	0	34,538	1,086,808
Development Disabilities	0	0	0	0	9,017,583	0	9,017,583
Animal Control	0	0	0	0	0	99,860	99,860
County Courts	0	0	0	0	0	148,686	148,686
County Public Safety	0	0	0	0	0	1,402,033	1,402,033
Tax Assessment and Collections	0	0	0	0	0	1,686,135	1,686,135
Community Development	0	0	0	0	0	67,381	67,381
Community Mental Health	0	0	0	0	0	9,044	9,044
Senior Citizens	0	0	0	0	0	33,061	33,061
Litter Control and Recycling	0	0	0	0	0	8,355	8,355
Elections	0	0	0	0	0	4,911	4,911
Debt Service Payments	0	0	0	0	0	88,623	88,623
Capital Improvements	0	0	0	0	0	31,599	31,599
Total Restricted	<u>0</u>	<u>3,508,163</u>	<u>1,052,270</u>	<u>3,602,219</u>	<u>9,017,583</u>	<u>3,979,580</u>	<u>21,159,815</u>
Assigned:							
Projected Budgetary Deficit	1,246,443	0	0	0	0	0	1,246,443
Capital Improvements	0	0	0	0	0	593,854	593,854
Other Purposes	279,545	0	0	0	0	0	279,545
Total Assigned	<u>1,525,988</u>	<u>0</u>	<u>0</u>	<u>0</u>	<u>0</u>	<u>593,854</u>	<u>2,119,842</u>
Unassigned	1,660,248	0	0	0	0	(9,683)	1,650,565
Total Fund Balances	<u>\$3,402,847</u>	<u>\$3,520,144</u>	<u>\$1,290,578</u>	<u>\$3,602,219</u>	<u>\$9,023,134</u>	<u>\$4,616,400</u>	<u>\$25,455,322</u>

KNOX COUNTY, OHIO

**Notes to the Basic Financial Statements
For the Year Ended December 31, 2012**

NOTE 4 – CONVERSION OF OPERATIONS FROM BUDGET BASIS TO GAAP BASIS

Adjustments necessary to convert the results of operations at the end of the year on the budget basis to the GAAP basis are as follows:

	Net Change in Fund Balances				
	General Fund	Public Assistance Fund	Motor Vehicle and Gasoline Tax Fund	Children's Services Board Fund	Development Disabilities Fund
GAAP Basis (as reported)	\$277,361	\$265,130	(\$524,769)	(\$37,848)	(\$990,680)
Increase (Decrease):					
Net Adjustments for					
Revenue Accruals	(504,065)	(4,721)	(24,120)	6,907	(40,093)
Net Adjustments for					
Expenditure Accruals	185,418	2,145	10,048	11,667	22,328
Transfers In	87,973	0	0	0	0
Transfers Out	107,032	0	0	0	0
Perspective Difference-					
Budgeted Special Revenue Funds reclassified as General Fund	13,543	0	0	0	0
Outstanding Encumbrances	(378,093)	(150,910)	(33,434)	(62,589)	0
Budget Basis	<u>(\$210,831)</u>	<u>\$111,644</u>	<u>(\$572,275)</u>	<u>(\$81,863)</u>	<u>(\$1,008,445)</u>

NOTE 5 – COMPLIANCE AND ACCOUNTABILITY

Fund Deficit - The fund deficit of \$121 in the Time Out Program Fund and \$9,562 in the Byrne Drug Court Fund (special revenue funds) arose from the recognition of expenditures on the modified accrual basis which are greater than expenditures recognized on the budgetary basis. A deficit does not exist under the cash basis of accounting. Transfers are provided when cash is required, not when accruals occur. The Landfill Development Fund had deficit net position of \$818,030 as of December 31, 2012. The deficit in the Landfill Development Fund is the result of the recognition of payables in accordance with generally accepted accounting principles. The deficit will be eliminated when the liability is fully paid. The Self Insurance Fund had deficit net position of \$700,681 as of December 31, 2012. The deficit in the Self Insurance Fund is the result of the recognition of claims payable in accordance with generally accepted accounting principles. A deficit does not exist under the cash basis of accounting. Transfers are provided when cash is required, not when accruals occur.

***Notes to the Basic Financial Statements
For the Year Ended December 31, 2012***

NOTE 6 – DEPOSITS AND INVESTMENTS

Primary Government

The County maintains a cash and investment pool used by all funds. Each fund's portion of this pool is displayed on the financial statements as "Cash and Cash Equivalents." The County has adopted an Investment Policy that follows Ohio Revised Code Chapter 135 and applies the prudent person standard. The prudent person standard requires the Auditor and Treasurer to exercise the care, skill and experience that a prudent person would use to manage his/her personal financial affairs and to seek investments that will preserve principal while maximizing income.

Ohio law requires the classification of monies held by the County into two categories. The first classification consists of "active" monies, those monies required to be kept in a "cash" or "near-cash" status for current demands upon the County Treasury, in depository accounts payable or withdrawable on demand, including negotiable order of withdrawal (NOW) accounts, or in money market deposit accounts.

The second classification consists of "inactive" monies. Inactive monies may be deposited or invested in the following securities:

1. Bonds, notes, or other obligations of or guaranteed by the United States, or those for which the faith of the United States is pledged for the payment of principal and interest;
2. Bond, notes, debentures, or other obligations or securities issued by any federal government agency or instrumentality;
3. Written repurchase and reverse repurchase agreements in the securities enumerated above;
4. Time certificates of deposits or savings or deposit accounts;
5. Bonds and other obligations of the State of Ohio, its political subdivisions, or other units or agencies of the State or its political subdivisions;

This space intentionally left blank.

***Notes to the Basic Financial Statements
For the Year Ended December 31, 2012***

NOTE 6 – DEPOSITS AND INVESTMENTS (Continued)

6. No-load money market mutual funds consisting exclusively of obligations described in division (1) or (2) and repurchase agreement secured by such obligations, provided that investments in securities described in this division are made only through eligible institutions.
7. The State Treasurer's investment pool (STAR Ohio).
8. Securities lending agreements in which the County lends securities and the eligible institution agrees to simultaneously exchange similar securities or cash, equal value for equal value.
9. Commercial paper notes, corporate notes, and banker's acceptances; and,
10. Debt interests rated at the time of purchase in the three highest categories by two nationally recognized standard rating services and issued by foreign nations diplomatically recognized by the United States government.

Investments in stripped principal or interest obligations, reverse repurchase agreements and derivatives are prohibited. The issuance of taxable notes for the purpose of arbitrage, the use of leverage and short selling are also prohibited. Historically, the County has not purchased these types of investments or issued these types of notes. An investment must mature within five years from the date of purchase unless matched to a specific obligation or debt of the County, and must be purchased with the expectation that it will be held to maturity. Investments may only be made through specified dealers and institutions. Payment for investments may be made only upon delivery of the securities representing the investments to the treasurer or qualified trustee or, if the securities are not represented by a certificate, upon receipt of confirmation of transfer from the custodian.

A. Deposits

Custodial credit risk is the risk that in the event of bank failure, the County will not be able to recover deposits or collateral securities that are in the possession of an outside party. The County has no deposit policy for custodial credit risk beyond the requirements of State statute. Ohio Law requires that deposits be either insured or be protected by eligible securities pledged to and deposited either with the County or a qualified trustee by the financial institution as security for repayment, or by a collateral pool of eligible securities deposited with a qualified trustee and pledged to secure the repayment of all public monies deposited in the financial institution whose market value at all times shall be at least 105% of the carrying value of the deposits being secured.

Obligations that may be pledged as collateral are limited to obligations of the United States and its agencies and obligations of any state, county, municipal corporation or other legally constituted authority of any other state, or any instrumentality of such county, municipal corporation or other authority. Collateral is held by trustees including the Federal Reserve Bank and designated third party trustees of the financial institutions.

**Notes to the Basic Financial Statements
For the Year Ended December 31, 2012**

NOTE 6 – DEPOSITS AND INVESTMENTS (Continued)

A. Deposits (Continued)

At year-end, \$32,479,307 of the County’s bank balance of \$34,240,807 was exposed to custodial credit risk because it was uninsured and uncollateralized. Although all state statutory requirements for the deposit of money had been followed, non-compliance with federal requirements could potentially subject the County to a successful claim by the FDIC.

Investment earnings of \$137,292 earned by other funds was credited to the General Fund as required by state statute.

B. Cash with Fiscal Agents

In addition to deposits and investments, the County has uninsured and uncollateralized cash in the amount of \$2,053,660 being held by MEORC and the County had cash with fiscal agents in the amount of \$306,784 held by an insurance service provider, of which all was insured by FDIC.

C. Investments

The County’s investments at December 31, 2012 were as follows:

	<u>Fair Value</u>	<u>Credit Rating</u>	<u>Investment Maturities (in Years) less than 1</u>
STAR Ohio	<u>\$1,029,024</u>	AAAm ¹	<u>\$1,029,024</u>
Total Investments	<u><u>\$1,029,024</u></u>		<u><u>\$1,029,024</u></u>

¹ Standard & Poor’s

Interest Rate Risk – The Ohio Revised Code generally limits security purchases to those that mature within five years of settlement date. The County has no policy that limits investment purchases beyond the requirements of the Ohio Revised Code.

Investment Credit Risk – The County has no investment policy that limits its investment choices other than the limitation of State statute for “interim” funds described previously.

Concentration of Credit Risk – The County places no limit on the amount the County may invest in one issuer.

Custodial Credit Risk – For an investment, custodial credit risk is the risk that in the event of the failure of the counterparty, the County will not be able to recover the value of its investment or collateral securities that are in the possession of an outside party. The County has no policy dealing with custodial credit risk beyond the requirements of ORC 135.14 (M)(2) which states, “Payment for investments shall be made only upon the delivery of securities representing such investments to the treasurer, investing authority, or qualified trustee. If the securities transferred are not represented by a certificate, payment shall be made only upon receipt of confirmation of transfer from the custodian by the treasurer, governing board, or qualified trustee.

***Notes to the Basic Financial Statements
For the Year Ended December 31, 2012***

NOTE 6 – DEPOSITS AND INVESTMENTS (Continued)

Component Unit

At year end, Knox County Airport’s bank balance was \$311,411. All of the bank balance was covered by federal depository insurance. Cash and deposits of the Airport are presented on the financial statements as “Cash and Cash Equivalents in Segregated Accounts.”

NOTE 7 – PROPERTY TAXES

Property taxes include amounts levied against all real and public utility property located in the County. Taxes collected on real property (other than public utility) in one calendar year are levied as of October 1 in the preceding calendar year on assessed values as of January 1 of that preceding year, the lien date. Assessed values are established by the County Auditor at 35 percent of appraised market value. All property is required to be revalued every six years. The last revaluation was completed in 2008. Real property taxes are payable annually or semiannually. The first payment is due December 31, with the remainder payable by June 20.

Public utility real and tangible personal property taxes collected in one calendar year are levied in the preceding calendar year on assessed values determined as of December 31 of the year preceding the tax collection year, the lien date. Certain public utility tangible personal property currently is assessed at eighty-eight percent of its true value. Public utility property taxes are payable on the same dates as real property taxes described previously.

The County Treasurer collects property tax on behalf of all taxing districts within the County. The County Auditor periodically remits to the taxing districts their portions of the taxes collected. Collections of the taxes and remittance of them to the taxing districts are accounted for in various agency funds of the County.

Accrued property taxes receivable represent delinquent taxes outstanding and real and public utility taxes which were measurable as of December 31, 2012. Although total property tax collections for the next year are measurable, amounts to be received during the available period are not subject to reasonable estimation at December 31 and are not intended to finance 2012 operations. The receivable is therefore offset by a credit to deferred inflows of resources.

The full tax rate for all County operations for the year ended December 31, 2012, was \$12.59 per \$1,000 of assessed value. The assessed values of real and tangible personal property upon which 2012 property tax receipts were based are as follows:

Real Property	\$1,119,806,670
Public Utility Personal Property	<u>42,862,260</u>
Total Assessed Value	<u>\$1,162,668,930</u>

***Notes to the Basic Financial Statements
For the Year Ended December 31, 2012***

NOTE 8 - PERMISSIVE SALES AND USE TAX

In 1971, the County Commissioners by resolution imposed a one-half percent sales tax. In 1993, the County Commissioners imposed an additional one quarter percent tax on all retail sales to fund the 9-1-1 Emergency Calling System and, in 1994, the County Commissioners imposed a quarter percent tax on all retail sales made in the County for the general operations of the County. The State Tax Commissioner certifies to the State Auditor the amount of the tax to be returned to the County. The Tax Commissioner's certification must be made within forty-five days after the end of the month.

Amounts that are measurable and available at year-end are accrued as revenue in governmental funds. Sales tax revenue in 2012 amounted to \$5,856,598 with \$4,392,589 credited to the General Fund and \$1,464,011 credited to the 9-1-1 Emergency Calling System Special Revenue Fund.

This space intentionally left blank.

KNOX COUNTY, OHIO

**Notes to the Basic Financial Statements
For the Year Ended December 31, 2012**

NOTE 9 - RECEIVABLES

Receivables at December 31, 2012, consisted of taxes, interest, special assessments, accounts, (billings for user charged services, including unbilled utility services), loans, and intergovernmental receivables arising from grants, entitlements and shared revenues. A summary of the principal items of intergovernmental receivables follows:

<u>Intergovernmental Receivables</u>	<u>Amount</u>	<u>Intergovernmental Receivables</u>	<u>Amount</u>
General Fund		Nonmajor Special Revenue Funds	
Election Costs Receivable	\$7,262	Youth Services Grant	177,158
Sheriff's Contracts	22,713	VOCA Grant	28,106
Prisoner Housing	72,973	Jail Diversion Grant	30,935
Humane & Animal Control Reimbursement	9,332	Emergency Management Grant	1,369
Compost Facility Reimbursement	3,475	Law Library Quarterly Payment	6,514
Homestead and Rollback Reimbursement	215,164	Municipal Court Fines & Costs	2,644
Casino Fees	281,886	Community Health Homestead and Rollback Reimbursement	57,479
Local Government	232,689	Senior Citizen Homestead and Rollback Reimbursement	45,516
Municipal Court Fines & Costs	6,514	Total Nonmajor Special Revenue Funds	<u>349,721</u>
Public Defender Reimbursement	41,549		
Corsa	8,425	CDBG Grant	10,397
Total General Fund	<u>901,982</u>	Total Nonmajor Capital Projects Funds	<u>10,397</u>
Public Assistance Fund		Total Governmental Fund Types	<u>\$4,094,168</u>
Public Assistance Grant	149,420		
Total Public Assistance Fund	<u>149,420</u>		
		Agency Funds	
Motor Vehicle and Gasoline Tax Fund		Local Government	\$538,535
Municipal Court Fines & Costs	1,178	Library Local Government	688,918
Cents Per Gallon	393,896	Cents Per Gallon	327,349
Motor Vehicle District Registration	215,245	Motor Vehicle Registration	84,783
County Motor Vehicle	414,744	Township Road Miles	110,465
Road Miles	187,153	New Permissive	69,161
5% County Equalization	84,787	Old Permissive	47,205
New Permissive	224,541	Municipal Court Fines & Costs	300
Old Permissive	109,817	Workers Compensation	16,683
Gasoline Tax	775,319	Gasoline Tax	633,412
Total Motor Vehicle and Gasoline Tax Fund	<u>2,406,680</u>	Total Agency Funds	<u>\$2,516,811</u>
Children Service Board Fund			
Children Services Homestead and Rollback Reimbursement	51,561		
Total Children Services Board	<u>51,561</u>		
Development Disabilities Fund			
Development Disabilities Homestead and Rollback Reimbursement	224,407		
	<u>224,407</u>		

***Notes to the Basic Financial Statements
For the Year Ended December 31, 2012***

NOTE 10 - CAPITAL LEASES – LESSOR DISCLOSURE

The County acts as lessor in a direct financing lease with the Knox County District Board of Health. The Board of Health is required to pay the cost of maintaining and operating the leased facility. Lease payments from the Board of Health are substantially equal to the debt service to be paid by the County for retirement of the bonds associated with the facility. The County has recognized the future minimum lease payments, less unearned interest income to be received for capitalized leases as Leases Receivable in the Bond Retirement Fund. That portion not available at year end is classified as Deferred Inflows of Resources.

The following is a schedule of future minimum lease payments under the capital leases to be received by the County and the components of the net investment in the direct financing lease as of December 31, 2012:

<u>Year Ending December 31,</u>	
2013	\$126,432
2014	127,318
2015	127,892
2016	129,143
2017	126,763
2018-2021	<u>505,367</u>
Minimum Lease Payments	1,142,915
Less amount representing	
Unearned interest income	<u>(183,915)</u>
Net Investment in Leases	<u><u>\$959,000</u></u>

This space intentionally left blank.

**Notes to the Basic Financial Statements
For the Year Ended December 31, 2012**

NOTE 11 - CAPITAL ASSETS

A. Governmental Activities Capital Assets

Summary by category of changes in governmental activities capital assets at December 31, 2012:

<i>Historical Cost:</i>	Restated December 31, 2011	Additions	Deletions	December 31, 2012
Class				
<i>Capital assets not being depreciated:</i>				
Land	\$4,106,452	\$0	\$0	\$4,106,452
Construction In Progress	0	297,856	0	297,856
Subtotal	4,106,452	297,856	0	4,404,308
<i>Capital assets being depreciated:</i>				
Buildings and Improvements	27,476,214	476,470	0	27,952,684
Machinery and Equipment	4,858,395	159,902	(449,780)	4,568,517
Vehicles	2,452,905	296,520	(259,328)	2,490,097
Computer Equipment	1,460,675	186,867	(306,376)	1,341,166
Infrastructure	48,093,099	2,137,597	(882,512)	49,348,184
Subtotal	84,341,288	3,257,356	(1,897,996)	85,700,648
Total Cost	<u>\$88,447,740</u>	<u>\$3,555,212</u>	<u>(\$1,897,996)</u>	<u>\$90,104,956</u>
 <i>Accumulated Depreciation:</i>				
Class	December 31, 2011	Additions	Deletions	December 31, 2012
Buildings and Improvements	(\$10,782,302)	(\$919,656)	\$0	(\$11,701,958)
Machinery and Equipment	(3,105,871)	(434,344)	430,209	(3,110,006)
Vehicles	(1,737,590)	(249,912)	250,696	(1,736,806)
Computer Equipment	(1,156,327)	(359,980)	304,927	(1,211,380)
Infrastructure	(14,513,338)	(1,460,259)	882,512	(15,091,085)
Total Depreciation	<u>(\$31,295,428)</u>	<u>(\$3,424,151) *</u>	<u>\$1,868,344</u>	<u>(\$32,851,235)</u>
<i>Net Value:</i>	<u>\$57,152,312</u>			<u>\$57,253,721</u>

*Depreciation expenses were charges to governmental functions as follows:

General Government	
Legislative and Executive	\$339,510
Judicial	42,936
Public Safety	907,034
Public Works	1,750,265
Health	50,080
Human Services	334,326
Total Depreciation Expense	<u>\$3,424,151</u>

KNOX COUNTY, OHIO

**Notes to the Basic Financial Statements
For the Year Ended December 31, 2012**

NOTE 11 - CAPITAL ASSETS (Continued)

B. Business-Type Activities Capital Assets

Summary by Category at December 31, 2012:

<i>Historical Cost:</i>	Restated December 31, 2011	Additions	Deletions	December 31, 2012
Class				
<i>Capital assets not being depreciated:</i>				
Land	\$347,189	\$0	\$0	\$347,189
Construction in Progress	2,505,991	4,814,835	(2,505,991)	4,814,835
Subtotal	2,853,180	4,814,835	(2,505,991)	5,162,024
<i>Capital assets being depreciated:</i>				
Buildings and Improvements	1,327,392	3,821,065	0	5,148,457
Machinery and Equipment	2,006,090	12,136	(10,771)	2,007,455
Vehicles	245,436	0	(18,523)	226,913
Computer Equipment	70,972	2,044	(1,762)	71,254
Sewer and Water Lines	2,211,932	0	0	2,211,932
Subtotal	5,861,822	3,835,245	(31,056)	9,666,011
Total Cost	<u>\$8,715,002</u>	<u>\$8,650,080</u>	<u>(\$2,537,047)</u>	<u>\$14,828,035</u>
<i>Accumulated Depreciation:</i>				
Class	December 31, 2011	Additions	Deletions	December 31, 2012
Buildings and Improvements	(\$472,820)	(\$31,656)	\$0	(\$504,476)
Machinery and Equipment	(477,274)	(59,418)	10,771	(525,921)
Vehicles	(186,819)	(12,722)	18,523	(181,018)
Computer Equipment	(67,489)	(1,226)	1,762	(66,953)
Sewer and Water Lines	(1,281,704)	(46,223)	0	(1,327,927)
Total Depreciation	<u>(\$2,486,106)</u>	<u>(\$151,245)</u>	<u>\$31,056</u>	<u>(\$2,606,295)</u>
<i>Net Value:</i>	<u>\$6,228,896</u>			<u>\$12,221,740</u>

KNOX COUNTY, OHIO

**Notes to the Basic Financial Statements
For the Year Ended December 31, 2012**

NOTE 11 - CAPITAL ASSETS (Continued)

C. Component Unit Capital Assets

A summary of the Knox County Airport's capital assets at December 31, 2012, follows:

Knox County Airport

<i>Historical Cost:</i>	December 31,			December 31,
Class	2011	Additions	Deletions	2012
<i>Capital assets not being depreciated:</i>				
Land	\$744,837	\$0	\$0	\$744,837
Subtotal	744,837	0	0	744,837
<i>Capital assets being depreciated:</i>				
Buildings and Improvements	3,369,062	0	0	3,369,062
Infrastructure	4,947,571	0	0	4,947,571
Machinery and Equipment	667,313	53,938	(31,729)	689,522
Vehicles	41,000	0	0	41,000
Computer Equipment	2,582	1,861	0	4,443
Subtotal	9,027,528	55,799	(31,729)	9,051,598
Total Cost	\$9,772,365	\$55,799	(\$31,729)	\$9,796,435
<i>Accumulated Depreciation:</i>				
Class	December 31,			December 31,
	2011	Additions	Deletions	2012
Buildings and Improvements	(\$349,704)	(\$68,003)	\$0	(\$417,707)
Infrastructure	(590,086)	(99,665)	0	(689,751)
Machinery and Equipment	(236,463)	(21,893)	26,385	(231,971)
Vehicles	(41,000)	0	0	(41,000)
Computer Equipment	(2,582)	(310)	0	(2,892)
Total Depreciation	(\$1,219,835)	(\$189,871)	\$26,385	(\$1,383,321)
<i>Net Value:</i>	\$8,552,530			\$8,413,114

NOTE 12 - JOINT VENTURES

A. Emergency Management Agency

The Emergency Management Agency is a joint venture among the County, twenty-two townships located within the County, six villages and one corporation. The Board is composed of at least the following seven members: One county commissioner representing the board of county commissioners entering into the agreement; five chief executives representing the municipal corporations and townships entering into the agreement; and one non-elected representative.

***Notes to the Basic Financial Statements
For the Year Ended December 31, 2012***

NOTE 12 - JOINT VENTURES (Continued)

A. Emergency Management Agency (Continued)

The Agency does not have any outstanding debt. The County did contribute \$24,000 to the Agency during 2012. The County has an ongoing financial responsibility for the agency in that the existence of the Agency depends upon the continuing participation of the County. The Agency is not accumulating significant financial resources nor experiencing fiscal stress that may cause an additional benefit or burden to the County.

B. Community Mental Health and Recovery Board of Licking and Knox Counties (CMHRB)

The CMHRD Board is a joint venture between Knox and Licking counties. The headquarters for the CMHRD Board is in Licking County. The Board provides community services to mentally ill and emotionally disturbed persons. Statutorily created, the CMHRD Board is made up of 15 members, with 10 appointed by the county commissioners and five by the State Director of Mental Health. These appointments are based on county population, with the largest county in population having the most appointed members. With respect to the county's population, two of the five members appointed by the State Director of Mental Health are from Knox County, and three of the 10 appointed by the county commissioners are from Knox County. Revenues to provide mental health services are generated through a one mill district wide tax levy and through state and federal grants. The Board does not have any outstanding debt. The Board is not accumulating significant financial resources nor experiencing fiscal stress that may cause an additional benefit or burden to the County. The existence of the Board depends upon the continuing participation of the County. The County collected \$940,218 in property taxes for the Board during 2012. Separate financial statements may be obtained by contacting the CMHRD Board at 65 Messimer Drive, Newark, Ohio.

C. Eastern Ohio Housing Corporation

The Knox County Board of Development Disabilities, along with five other county boards of Development Disabilities entered into a contract with the Eastern Ohio Housing Corporation. This Corporation is a non-profit charitable corporation which is responsible for developing dwellings, providing affordable housing and managing a range of residential alternatives and support services to persons with disabilities. The housing purchases are financed by State grants that are distributed to each Development Disabilities Board and then to the Corporation. No contributions were made by the County during 2012. The Corporation is a joint venture among the Counties because of the potential liability for the housing loans upon the Corporation's default on loans or dissolution. Upon dissolution of the Corporation, the Corporation shall distribute all remaining assets of the operation to the participating County Boards of Development Disabilities. Information can be obtained from Eastern Ohio Housing Corporation, 340 Fox Shannon Place, St. Clairsville, Ohio.

***Notes to the Basic Financial Statements
For the Year Ended December 31, 2012***

NOTE 13 - JOINTLY GOVERNED ORGANIZATIONS

A. Joint Solid Waste District

The Joint Solid Waste District is a jointly governed organization among Delaware, Knox, Marion and Morrow Counties. Each of these governments supports the District. The County made no contributions during 2012. The degree of control exercised by any participating County is limited to its representation on the Board. The Board of Directors consists of twelve members, the three county commissioners of each of the four counties. The District does not have any outstanding debt. The District is self-sufficient, operating entirely on collected fees.

B. Mid Eastern Ohio Regional Council (MEORC)

The Mid Eastern Ohio Regional Council of Governments (MEORC) is a jointly governed organization among eighteen counties in Ohio. MEORC provides services to the mentally retarded and developmentally disabled residents in the participating counties. The Council is made up of the superintendents of each county's Board of Development Disabilities. Revenues are generated by fees and state grants that are paid to MEORC as part of a contract with the participating counties for the purposes of funding Provider Contracts and other services and support for individuals referred by the County Boards to MEORC. Any surplus funds may be returned to the County Boards, or spent at the direction of the Boards in compliance with applicable laws and MEORC policies. At December 31, 2012, MEORC maintained a balance of \$2,053,660 of the Knox County Board's funds. These funds are reported as Cash and Cash Equivalents with Fiscal Agent on Knox County's financial report. The Council does not have any outstanding debt. No contributions were made by the County in 2012.

C. Knox County Family and Children First Council (KCFCFC)

The mission of the KCFCFC is to promote and facilitate collaboration among community agencies serving children and their families and to unite the community in promoting the well-being of children and their families through leadership advocacy, and coordination of services. The Board of Trustees is made up of 16 individuals from various organizations including 5 from the County.

***Notes to the Basic Financial Statements
For the Year Ended December 31, 2012***

NOTE 13 - JOINTLY GOVERNED ORGANIZATIONS (Continued)

D. Heart of Ohio Resource Conservation and Development Council (HOCDC)

The HOCDC is a jointly governed organization created to enhance the quality of life in central Ohio by facilitating the use of natural resources for a sustainable future. The HOCDC is composed of twenty-seven members from nine member counties. The HOCDC consists of one representative from each county's Board of commissioners, one representative from each county's Soil and Water Conservation District, and one member-at-large representative from each county, jointly appointed by the Board of Commissioners and the Soil and Water Conservation District. Continued existence of the HOCDC is not dependent upon the County's continued participation, no equity interest exists, and no debt is outstanding.

E. Perry Multi-County Juvenile Facility (JF)

The JF is a jointly governed organization created to rehabilitate juvenile offenders in lieu of commitment to the Ohio Department of Youth Services. The JF has an eight member Governing Board that consists of one juvenile court judge, or designee, from each of the eight counties. The JF also has an executive Committee that handles the daily operations of the JF and reports to the Governing Board. The Executive Committee shall be composed of the officers of the Governing Board. The JF's revenues will consist of an annual grant applied for the Director of the JF and charges for services from the participating counties. In 2012, the County made no payments to the JF for housing of juvenile offenders. Continued existence of the Facility is not dependent upon the County's continued participation, no equity interest exists, and no debt is outstanding.

NOTE 14 - RISK MANAGEMENT

County Risk Sharing Authority, Inc. (CORSA) is a public entity risk sharing pool among sixty-one counties in Ohio. CORSA was formed as an Ohio nonprofit corporation for the purpose of establishing the CORSA Insurance/Self-Insurance Program, a group primary and excess insurance/self-insurance and risk management program. Member counties agree to jointly participate in coverage of losses and pay all contributions necessary for the specified insurance coverage provided by CORSA. This coverage includes comprehensive general liability, automobile liability, certain property insurance and public officials' errors and omissions liability insurance.

***Notes to the Basic Financial Statements
For the Year Ended December 31, 2012***

NOTE 14 - RISK MANAGEMENT (Continued)

Each member County has one vote on all matters requiring a vote, to be cast by a designated representative. The affairs of the Corporation are managed by an elected board of not more than nine board of directors. Only county commissioners of member counties are eligible to serve on the board. No county may have more than one representative on the board at any time. Each member county's control over the budgeting and financing of CORSA is limited to its voting authority and any representation it may have on the board of trustees. The County paid \$256,859 in the form of insurance premiums during 2012 to CORSA.

The County is exposed to various risks of loss related to torts; damage to, and theft or destruction of assets; errors and omissions; injuries to employees and natural disasters. The County contracted with County Risk Sharing Authority (CORSA) for liability, property and crime insurance. The CORSA program has a \$2,500 deductible. Coverages provided by CORSA are as follows:

General Liability	\$1,000,000
Auto Liability	1,000,000
Law Enforcement Liability	1,000,000
Public Officials Errors and Omissions Liability	1,000,000
Property	Replacement
Valuable Papers	Replacement
Extra Expense	Cost
Electronic Data Processing	Replacement
Contractors Equipment	Cost
Miscellaneous Inland Marine	Replacement
Motortruck Cargo	Cost
Flood and Earthquake	100,000
Auto Physical Damage	Replacement
Automatic Acquisition	Cost Value
Crime	1,000,000
Boiler and Machinery	5,000,000

With the exception of health insurance, workers' compensation, and all elected officials bonds, all insurance is held with CORSA. The amount of settlements has not exceeded insurance coverage in any of the past three years.

The County has elected to provide employee medical/surgical and dental benefits through a self insured program. The County maintains a self-insurance internal service fund to account for and finance its uninsured risks of loss in this program.

***Notes to the Basic Financial Statements
For the Year Ended December 31, 2012***

NOTE 14 - RISK MANAGEMENT (Continued)

The liability for unpaid claims costs of \$1,324,176 reported in the fund at December 31, 2012 is based on the requirements of Governmental Accounting Standards Board Statement No. 30 which requires that a liability for claims be reported if information prior to the issuance of the financial statements indicates that is probable that a liability has been incurred at the date of the financial statements and the amount of the loss can be reasonably estimated. The liability is based on an estimate provided by the third party administrator.

<u>Fiscal Year</u>	<u>Beginning of Year Liability</u>	<u>Current Year Claims and Changes in Estimates</u>	<u>Claims Payments</u>	<u>End of Year Liability</u>
2011	\$255,913	\$5,439,856	(\$4,437,625)	\$1,258,144
2012	1,258,144	5,862,367	(5,796,335)	1,324,176

The County participates in the Workers' Compensation program provided by the State of Ohio. The County belongs to a pool with 50 other Ohio counties (County Commissioners Association of Ohio) for a workers' compensation group rating program. The Plan is intended to achieve lower workers' compensation rates while establishing safer working conditions and environments for the participants. The firm of Comp Management, Inc. provides administrative, cost control and actuarial services to the Plan. A group executive committee consists of seven members and is responsible for calculating annual rate contributions and rebates, approving the selection of a third party administrator, reviewing fees, and determining eligibility of each participant.

NOTE 15 - DEFINED BENEFIT RETIREMENT PLANS

Ohio Public Employees Retirement System

All Knox County full-time employees participate in one of the three pension plans administered by the Ohio PERS: the Traditional Pension Plan (TP), the Member-Directed Plan (MD), and the Combined Plan (CO). The TP Plan is a cost-sharing multiple employer defined benefit pension plan. The MD Plan is a defined contribution plan in which the member invests both member and employer contributions (employer contributions vest over five years at 20% per year). Under the MD Plan members accumulate retirement assets equal to the value of member and (vested) employer contributions plus any investment earnings thereon. The CO Plan is a cost-sharing multiple-employer defined benefit pension plan that has elements of both a defined benefit and defined contribution plan. Under the CO Plan employer contributions are invested by the retirement system to provide a formula retirement benefit similar in nature to the TP Plan. Member contributions, the investment of which is self-directed by the members, accumulate retirement assets in a manner similar to the MD Plan.

***Notes to the Basic Financial Statements
For the Year Ended December 31, 2012***

NOTE 15 - DEFINED BENEFIT RETIREMENT PLANS (Continued)

Ohio Public Employees Retirement System (Continued)

The Ohio PERS provides retirement, disability, survivor and death benefits and annual cost-of-living adjustments to members of the TP Plan and CO Plan. Members of the MD Plan do not qualify for ancillary benefits, including postemployment health care benefits. Benefits are established by Chapter 145 of the Ohio Revised Code. PERS issues a stand-alone financial report that may be obtained by writing to the Public Employees Retirement System, 277 East Town Street, Columbus, Ohio 43215-4642 or by calling (614) 222-5601 or 1-800-222-7377.

The Ohio Revised Code provides statutory authority for employee and employer contributions. For 2012, employee and employer contribution rates were consistent across all three plans (TP, MD and CO). Plan members, other than those engaged in law enforcement, are required to contribute 10.0 percent of their annual covered salary to fund pension obligations; law enforcement employees contribute 12.1 percent. For plan members, other than those engaged in law enforcement, the County was required to contribute 14.0 percent of covered salary for 2012. The County contribution for law enforcement employees for 2012 was 18.1 percent. A portion of the County's contribution is used to fund pension obligations with the remainder being used to fund health care benefits. The portion used to fund pension obligations for members in the Traditional Plan other than those engaged in law enforcement was 10.0% of annual covered salary for 2012. The portion used to fund pension obligations for those engaged in law enforcement was 14.1% of annual covered salary for 2012. The portion used to fund pension obligations for members in the Combined Plan was 7.95% of annual covered salary for 2012. Contributions are authorized by State statute. The contribution rates are determined actuarially. The County's contributions to PERS for the years ended December 31, 2012, 2011, and 2010 were \$2,271,300, \$2,236,970, and \$2,225,083: 92.24 percent has been contributed for 2012 and 100 percent has been contributed for 2011 and 2010. The unpaid contribution for 2012 is recorded as a liability in the respective funds. Contributions to the member-directed plan for 2012 were \$44,503, made by the County, of which \$31,597 funded the pension obligation, and \$31,788 made by the plan members.

NOTE 16 - POSTEMPLOYMENT BENEFITS

Ohio Public Employees Retirement System

Plan Description – OPERS maintains a cost-sharing, multiple-employer defined benefit post-employment health care plan, which includes a medical plan, prescription drug program and Medicare Part B Premium reimbursement, to qualifying member of both the Traditional Pension and the Combined Plans. Members of the Member Directed Plan do not qualify for ancillary benefits, including post-employment health care coverage.

***Notes to the Basic Financial Statements
For the Year Ended December 31, 2012***

NOTE 16 - POSTEMPLOYMENT BENEFITS

Ohio Public Employees Retirement System (Continued)

In order to qualify for post-employment health care coverage, age-and-service retirees under the Traditional Pension and Combined Plans must have 10 or more years of qualifying Ohio service credit. Health care coverage for disability benefit recipients and qualified survivor benefit recipients is available. The health care coverage provided by OPERS is considered an Other Postemployment Benefit (OPEB) as described in GASB Statement No. 45.

The ORC permits, but does not mandate, OPERS to provide OPEB benefits to its eligible members and beneficiaries. Authority to establish and amend benefits is provided in Chapter 145 of the ORC.

OPERS issues a stand-alone financial report. Interested parties may obtain a copy by making a written request to OPERS, Attention: Finance Director, 277 East Town Street, Columbus, Ohio 43215-4642 or by calling (614) 222-5601 or 1-800-222-7377.

Funding Policy – The ORC provides the statutory authority requiring public employers to fund post retirement health care coverage through their contributions to OPERS. A portion of each employer's contribution to OPERS is set aside for the funding of post retirement health care benefits. Employer contribution rates are expressed as a percentage of the covered payroll of active members. In 2012, local government employers contributed at a rate of 14.00% of covered payroll and law enforcement employers contributed at 18.1%. The ORC currently limits the employer contribution to a rate not to exceed 14.0% of covered payroll for local government employers and 18.1% of covered payroll for law enforcement employers. Active members do not make contributions to the OPEB plan.

The OPERS Postemployment Health Care plan was established under, and is administered in accordance with Internal Revenue Code 401(h). Each year the OPERS Retirement Board determines the portion of the employer contribution rate that will be set aside for funding of postemployment health care benefits. In 2012, for members in the Traditional Plan, the employer contribution allocated to the health care plan was 4.0% of covered payroll. For members in the Combined Plan, the employer contribution allocated to the health care plan was 6.05% of covered payroll. The OPERS Retirement Board is also authorized to establish rules for the payment of a portion of the health care benefits provided by the retiree or their surviving beneficiaries. Payment amounts vary depending on the number of covered dependents and the coverage selected.

The County's contributions for health care to the OPERS for the years ending December 31, 2012, 2011, and 2010 were \$1,638,063, \$1,613,587, and \$1,078,617, respectively, which were equal to the required contributions for each year.

Changes to the health care plan were adopted by the OPERS Board of Trustees on September 19, 2012, with a transition plan commencing January 1, 2014. With the recent passage of pension legislation under SB 343 and the approved health care changes, OPERS expects to be able to consistently allocate 4 percent of the employer contributions toward the health care fund after the end of the transition period.

***Notes to the Basic Financial Statements
For the Year Ended December 31, 2012***

NOTE 17 - OTHER EMPLOYEE BENEFITS

Compensated Absences - County employees earn vacation and sick leave at varying rates depending on length of service and department policy. All accumulated, unused vacation time and compensatory time is paid upon separation if the employee has acquired at least one year of service with the County. Twenty-five percent up to a maximum of thirty days accumulated unused sick leave is paid to employees upon retirement after ten years of service. As of December 31, 2012, the liability for compensated absences was \$1,136,991 for the entire County.

NOTE 18 - CAPITAL LEASES - LESSEE DISCLOSURE

One capital lease was entered into during 2012 for a tractor. The leases meet the criteria of a capital lease as defined by Statement of Financial Accounting Standards No. 13 "Accounting for Leases", which defines a capital lease generally as one which transfers benefits and risks of ownership to the lessee. Capital lease payments are reflected as debt service expenditures in the basic financial statements for the governmental funds. Equipment acquired by lease has been capitalized in the governmental activities capital assets in the amount of \$49,614 for the tractor, which is equal to the lesser of the fair market value or the present value of the future minimum lease payments at the time of acquisition. A corresponding liability was recorded in the governmental activities long-term liabilities.

Future minimum lease payments as of December 31, 2012 are as follows:

<u>Year Ending December 31,</u>	Engineer Department Amount
2013	\$14,171
2014	14,170
2015	<u>1</u>
Minimum Lease Payments	28,342
Less amount representing interest at the County's incremental borrowing rate of interest	<u>(2,792)</u>
Present value of minimum lease payments	<u><u>\$25,550</u></u>

This space intentionally left blank.

KNOX COUNTY, OHIO

**Notes to the Basic Financial Statements
For the Year Ended December 31, 2012**

NOTE 19 - LONG-TERM LIABILITIES

Changes in the County's long-term liabilities during the year consisted of the following:

	Restated Balance December 31, 2011	Additions	(Reductions)	Balance December 31, 2012	Due Within One Year
Governmental Activities:					
General Obligation Bonds Payable					
2002 4.75% JFS Training Center	\$865,000	\$0	(\$65,000)	\$800,000	\$65,000
2010 2.0-4.0% Facilities Refunding Bonds	6,810,000	0	(700,000)	6,110,000	700,000
Unamortized Premium	135,802	0	(13,580)	122,222	0
Total General Obligation Bonds	<u>7,810,802</u>	<u>0</u>	<u>(778,580)</u>	<u>7,032,222</u>	<u>765,000</u>
Ohio Public Works Commission Loan Payable	178,328	0	(35,666)	142,662	35,665
Ohio Public Works Commission Loan Payable	9,811	0	(3,270)	6,541	3,271
Ohio Public Works Commission Loan Payable	11,285	0	(1,328)	9,957	1,328
Ohio Public Works Commission Loan Payable	0	596,536	0	596,536	59,654
Total OPWC Loans Payable	<u>199,424</u>	<u>596,536</u>	<u>(40,264)</u>	<u>755,696</u>	<u>99,918</u>
2009 4.25% Loan Payable-Fairgrounds	550,637	0	(550,637)	0	0
2012 3.00% Loan Payable-Fairgrounds	0	531,846	0	531,846	30,469
2012 3.00% Loan Payable-Columbus Road	0	300,000	0	300,000	17,187
2012 3.50% Loan Payable-911 Equipment	0	435,000	(86,175)	348,825	82,724
Total Loans Payable	<u>550,637</u>	<u>1,266,846</u>	<u>(636,812)</u>	<u>1,180,671</u>	<u>130,380</u>
Capital Leases-Motor Vehicle and Gasoline Tax Fund - Engineer Department	50,448	37,019	(61,917)	25,550	12,331
Compensated Absences	1,066,576	1,191,005	(1,149,005)	1,108,576	784,889
Total Governmental Activities	<u>\$9,677,887</u>	<u>\$3,091,406</u>	<u>(\$2,666,578)</u>	<u>\$10,102,715</u>	<u>\$1,792,518</u>
Business-Type Activities:					
Ohio Water Development Authority Loans (OWDA):					
2000 2.00% Water Treatment Plant/Clearwells/Wellfield	\$54,197	\$0	(\$2,938)	\$51,259	\$3,103
2008 4.67% Wastewater Planning	121,577	2,049	(123,626)	0	0
2008 5.11% Wastewater Design	585,744	10,935	(596,679)	0	0
Total Ohio Water Development Authority Loans	<u>761,518</u>	<u>12,984</u>	<u>(723,243)</u>	<u>51,259</u>	<u>3,103</u>
Recovery Zone Economic Development Bonds					
2010 1.5-5.95% Wastewater System Improvement	6,660,000	0	(70,000)	6,590,000	135,000
Ohio Public Works Commission Loan Payable	0	907,186	0	907,186	30,239
Landfill Postclosure Care Liability	1,145,655	0	(108,521)	1,037,134	85,025
Compensated Absences	31,224	33,415	(36,224)	28,415	19,150
Total Business-Type Long-Term Liabilities	<u>\$8,598,397</u>	<u>\$953,585</u>	<u>(\$937,988)</u>	<u>\$8,613,994</u>	<u>\$272,517</u>

The capital leases will be paid from a special revenue fund. The JFS Training Center bonds will be paid from the Department of Job and Family Services, which is mostly funded by grants. The Facilities Refunding bonds are paid from several sources including general fund monies, the Department of Job and Family Services and the Boy's Village Inc. If Boy's Village Inc. does not pay their portion, the bonds will be paid by Children Services monies. The governmental OPWC loans are for street improvement and bridge replacement projects and are paid through the Motor Vehicle and Gasoline Tax Fund. The Loans Payable are being paid from general fund, EMA 911 monies and by the County Fair Board.

**Notes to the Basic Financial Statements
For the Year Ended December 31, 2012**

NOTE 19 - LONG-TERM LIABILITIES (Continued)

The OWDA loan for the water treatment plant will be paid through special assessments. The Recovery Zone Economic Development Bonds were issued in accordance with the American Recovery and Reinvestment Act of 2009. The bonds were issued to pay for wastewater system improvements. They, along with the business-type OPWC loan will be repaid from operating revenues of the sewer district. Compensated absences are reported as long-term liabilities and will be paid from the fund from which the employee is paid.

A. Principal and Interest Requirements

Principal and interest requirements to retire long-term debt liabilities outstanding at December 31, 2012 are as follows:

Governmental Activities:

Years	General Obligation Bonds		OPWC Loans Payable
	Principal	Interest	Principal
2013	\$765,000	\$236,995	\$99,918
2014	790,000	218,743	99,918
2015	820,000	197,802	96,648
2016	850,000	174,238	96,647
2017	860,000	145,900	64,299
2018-2022	2,825,000	302,524	298,266
Totals	<u>\$6,910,000</u>	<u>\$1,276,202</u>	<u>\$755,696</u>

Years	Loan Payable	
	Principal	Interest
2013	\$130,380	\$32,848
2014	131,479	31,748
2015	135,889	27,340
2016	140,379	22,848
2017	50,116	18,899
2018-2022	592,428	70,881
Totals	<u>\$1,180,671</u>	<u>\$204,564</u>

**Notes to the Basic Financial Statements
For the Year Ended December 31, 2012**

NOTE 19 - LONG-TERM LIABILITIES (Continued)

Business-type Activities:

Years	OWDA Loan Payable		Recovery Zone Economic Development Bonds Payable		OPWC Loan Payable
	Principal	Interest	Principal	Interest	Principal
2013	\$3,104	\$2,808	\$135,000	\$310,290	\$30,239
2014	3,278	2,632	315,000	307,860	30,239
2015	3,463	2,448	325,000	300,615	30,239
2016	3,659	2,252	325,000	292,328	30,239
2017	3,864	2,046	330,000	282,740	30,240
2018-2022	22,847	6,707	1,770,000	1,219,720	151,198
2023-2027	11,044	778	2,015,000	757,770	151,198
2028-2032	0	0	1,375,000	165,112	151,198
2033-2037	0	0	0	0	151,198
2038-2042	0	0	0	0	151,198
Totals	\$51,259	\$19,671	\$6,590,000	\$3,636,435	\$907,186

The Ohio Revised Code provides that the net general obligation debt of the County, exclusive of certain exempt debt, issued without a vote of the electors shall never exceed one percent of the total assessed valuation of the County. The Code further provides that the total voted and unvoted net debt of the County less the same exempt debt shall never exceed a sum equal to three percent of the first \$100,000,000 of the assessed valuation, plus one and one-half percent of such valuation in excess of \$100,000,000 and not in excess of \$300,000,000, plus two and one-half percent of such valuation in excess of \$300,000,000.

The effects of the debt limitations described above at December 31, 2012, are an overall debt margin of \$24,458,944; and an unvoted debt margin of \$8,518,910.

B. Defeased Debt

In December 2010, the County defeased \$675,000 of General Obligation Bonds for the Children’s Resource Center (the “1998 Bonds”), \$1,270,000 of General Obligation Bonds for the Corporate Center (the “1997 Bonds”), and \$4,985,000 of General Obligation Bonds for the Correction Facility and Board of Health Center (the “2001 Bonds”), through the issuance of \$7,470,000 of General Obligation Refunding Bonds (the “2010 Bonds”). The net proceeds of the 2010 Bonds have been invested in obligations guaranteed as to both principal and interest by the United States and placed in irrevocable escrow accounts which, including interest earned, will be used to pay the principal and interest on the refunded bonds. The refunded bonds, which have an outstanding balance of \$5,920,000 at December 31, 2012, are not included in the County’s outstanding debt since the County has in-substance satisfied its obligations through the advance refunding.

**Notes to the Basic Financial Statements
For the Year Ended December 31, 2012**

NOTE 20 - BONDS PAYABLE AND LOANS PAYABLE

Component Unit

On July 28, 2005 the Airport secured a loan with the United States Department of Agriculture - Rural Development (USDA) for \$775,000 for the purpose of airplane hanger construction which began in 2005. The loan is secured by Airport Revenue Bonds issued by the Airport and purchased by the USDA. The loan is being paid in installments over the next 24 years at an interest rate of 4.125%. At December 31, 2012, \$667,700 has been included in the long term liability section of the Airport's statement of net position.

At December 31, 2012, the Knox County Airport also had \$63,500 in revenue bonds outstanding which were used to remove and replace fuel tanks. The original bonds issued were for \$158,000 and the bonds bear an interest rate of 4.75 percent. The bonds will mature in installments over the next 6 years. The Knox County Airport also has loans payable to the Primary Government outstanding at December 31, 2012, in the amount of \$140,000 that were issued to construct new hangar bays, storage building and land purchase. These loans will be repaid over the next 14 years and are non-interest bearing. They are reported as Long-term Liabilities.

NOTE 21 - INTERFUND TRANSACTIONS

The following balances at December 31, 2012 represent transfers in and transfers out:

<u>Fund</u>	<u>Transfer In</u>	<u>Transfer Out</u>
Governmental Funds:		
General Fund	\$14,052	\$820,707
Public Assistance Fund	158,937	285,988
Other Governmental Funds	934,938	96,237
Total Governmental Funds	<u>1,107,927</u>	<u>1,202,932</u>
Business-Type Activities:		
Sewer District Fund	0	12,027
Landfill Fund	107,032	0
Total Enterprise Funds	<u>107,032</u>	<u>12,027</u>
Totals	<u>\$1,214,959</u>	<u>\$1,214,959</u>

Transfers are used to move revenues from the funds that statute or budget requires to collect them to the funds that statute or budget requires to expend them; to segregate money for anticipated capital projects; to provide additional resources for current operations or debt service; and to return money to the fund from which it was originally provided once a project is completed.

***Notes to the Basic Financial Statements
For the Year Ended December 31, 2012***

NOTE 21 - INTERFUND TRANSACTIONS (Continued)

Interfund balances at December 31, 2012, consist of the following individual fund receivables and payables:

<u>Due from/Due to Other Funds:</u>	<u>Recipient</u>	<u>Payer</u>
General Fund	\$19,541	\$127,476
Public Assistance	0	15,170
Motor Vehicle and Gasoline Tax	0	10,679
Children Services	0	7,642
Department of Development Disabilities	19,977	0
Other Governmental Funds	127,476	6,027
Total Due from/Due to Other Funds	<u>\$166,994</u>	<u>\$166,994</u>

The Due to/Due from Other Funds is for services provided by one fund for another fund.

NOTE 22 - CONTINGENT LIABILITIES

The County has received federal and state grants for specific purposes that are subject to review and audit by the grantor agencies or their designee. These audits could lead to a request for reimbursement to the grantor agency for expenditures disallowed under terms of the grant. Based on prior experience, the County Commissioners believe such disallowances, if any, will be immaterial.

The County is a party to various legal proceedings which seek damages or injunctive relief generally incidental to its operations and pending projects. The County's management is of the opinion that the ultimate disposition of various claims and legal proceedings will not have a material effect, if any, on the financial condition of the County.

NOTE 23 - CONTRACTUAL COMMITMENTS - LANDFILL CLOSURE

The County closed the landfill in compliance with the requirements set by the Environmental Protection Agency (EPA) on September 30, 1993. The recognition of a liability for closure and postclosure care costs is based on landfill capacity used to date. The County is at 100% capacity. The County Commissioners have awarded contracts as of December 31, 2012 for engineering, monitoring, and testing the landfill closure requirements to Bennett & Williams, Inc. and MASI, Inc. to ensure that requirements are being met. No assets are restricted for payment of closure and postclosure care costs. There is an estimate for postclosure care costs until the year 2023. The estimated costs of postclosure care are subject to changes corresponding to the effects of inflation, revision of laws and other variables. The costs of monitoring the Landfill will be covered by a transfer from the General Fund to the Landfill Development Fund. The County has met State required postclosure care financial assurance requirements.

***Notes to the Basic Financial Statements
For the Year Ended December 31, 2012***

NOTE 24 - RELATED PARTY TRANSACTIONS

Knox County granted a loan to the Knox County Airport, a discretely presented component unit of Knox County, for the construction of airport hangar bays and storage buildings, and the purchase of land. Loans Receivable from the Component Unit are reflected in the General Fund of the County for the balance of the loan. See Note 20 for further information.

NOTE 25 - CONDUIT DEBT OBLIGATIONS

The County has issued Industrial Revenue Bonds to provide financial assistance to private-sector entities for the acquisition and construction of industrial and commercial facilities deemed to be in the public interest. The bonds are secured by the property financed and are payable solely from payments received on the underlying mortgage loans. Upon repayment of the bonds, ownership of the acquired facilities transfers to the private-sector entity served by the bond issuance. Neither the County, nor the State, nor any political subdivision thereof is obligated in any manner for repayment of the bonds. Accordingly, the bonds are not reported as liabilities in the accompanying financial statements. Also, at December 31, 2012, Industrial Revenue Bonds outstanding for Knox Community Hospital totaled \$15,625,000.



*COMBINING AND INDIVIDUAL FUND
STATEMENTS AND SCHEDULES*

*THE FOLLOWING COMBINING STATEMENTS AND SCHEDULES INCLUDE
THE MAJOR AND NONMAJOR GOVERNMENTAL FUNDS, FIDUCIARY
FUNDS, AND CASH FLOWS OF COMPONENT UNITS.*



Nonmajor Governmental Funds

Special Revenue Funds

Special Revenue Funds are used to account for the proceeds of specific revenue sources (other than amounts relating to major capital projects) that are legally restricted to expenditures for specified purposes.

Dog and Kennel Fund

The fund is to account for the dog warden's operations that are financed by sales of dog tags, kennel permits and fine collections.

Indigent Guardianship Fund

The fund was established under Section 2111.51 of the Ohio Revised Code to account for the collection and distribution of probate court fees established under Section 2101.16 of the Revised Code.

Conduct of Business Fund

The fund was established for the collection and distribution of probate court fees established under Section 2101.19 of the Revised Code.

Courts Computer Fund

The fund was established for the collection of fees by the clerk of courts, probate court, and juvenile court to be used to fund the computerization and ongoing computer maintenance of the various courts.

Recorder's Equipment Fund

The fund was established for the collection of fees by the recorder to be used for funding the acquisition and maintenance of equipment purchased by the recorder. (The Balance Sheet and Statement of Revenues, Expenditures and Changes in Fund Balances are not presented because this fund is reported as part of the General Fund on a GAAP basis.).

Courts' Computer Research Fund

The fund was established for the collection of fees by the clerk of courts, probate court, and juvenile court to be used for funding the acquisition and maintenance of computerized legal research services for the various courts.

Time Out Program Fund

The fund accounts for state grants received for the Knox County Juvenile Court and to be used on expenses to monitor juvenile detention program called "Podsville".

(Continued)

Special Revenue Funds

Court Security Fund

The fund accounts for revenue received to increase security for the Court House. Expenditures are for personnel and equipment to increase security and safety for the individuals working and using the Court House.

Probate-Juvenile Special Project Fund

The fund accounts for revenue received to acquire and pay for special projects. Expenditures are for the acquisition of additional facilities or the rehabilitation of existing facilities, equipment, hiring and training staff, community service programs, mediation or dispute resolution services and other related services.

Drug Screens Fund

The fund accounts for intergovernmental revenue to be used to perform drug screens on juveniles. (The Balance Sheet is not presented because there are no assets or liabilities at year end.)

Juvenile Court Social Workers Fund

The fund accounts for intergovernmental revenue and a transfer from the Children Services fund to be used for social workers who work at the direction of Juvenile Court and related expenditures.

Automated Title Processing Fund

The fund accounts for fees collected by the clerk of courts to be used for costs incurred in processing titles under Chapters 1548 and 4505 of the Revised Code. (The Balance Sheet and Statement of Revenues, Expenditures and Changes in Fund Balances are not presented because this fund is reported as part of the General Fund on a GAAP basis.).

Law Library Fund

To account for fines and forfeitures to be used for operation of the law library resources board.

Delinquent Tax Assessment Collection Fund

The fund accounts for a percentage of the monies received from delinquent tax and assessment collections. Half of the money is to be allocated to the prosecutor and the other half to the treasurer to be used for the collection of delinquent taxes and assessments.

**Victims of Crime Act (VOCA) and
State Victims Assistance Act (SVAA) Grant Fund**

The fund is two grants being a Federal Grant, Victims of Crime Act, and a State Grant, State Victims Assistance Act. The monies are to be used to assist victims of crimes and awareness of help to these families.

Marine Patrol Grant Fund

The grant monies are received from the State of Ohio, Department of Natural Resources, for the purpose of establishing and/or maintaining and operating a marine law enforcement patrol program.

(Continued)

Special Revenue Funds

Drug Abuse Resistance Education Grant Fund

The fund accounts for a grant received from the Ohio Attorney General to be used for the salary of a certified Drug Abuse Resistance Education (DARE) officer.

Common Pleas Jail Diversion Grant Fund

The fund accounts for two grants awarded from the Department of Rehabilitation and Correction. The grants are to help divert offenders from the penal system and to help with pre-trial releases from jail.

Byrne Drug Court Fund

The grant monies are received from the State of Ohio, Office of Criminal Justice Services, for the purpose of paying for a probation officer, drug screening on juveniles who appear in court and a counselor who helps counsel juveniles on drug abuse prevention.

911 Emergency Calling System Fund

The fund accounts for a one quarter percent sales tax imposed by the commissioners for funding of the 911 emergency calling system.

Child Abuse Prevention Grant Fund

The money for this grant comes from the Ohio Children's Trust Fund, a division of the Ohio Job and Family Services. The expenses are to be used to make awards to selected child abuse or neglect prevention programs in the county. (The Balance Sheet is not presented because there are no assets or liabilities at year end.)

Litter Control and Recycling Fund

The fund accounts for state grant receipts and donations from both individuals and corporations used to enforce litter laws, educate citizens, and promote litter control in the County.

Child Support Enforcement Agency Fund

The fund accounts for the poundage fees and earned incentives collected by the Child Support Enforcement Agency which are restricted by state statute to finance the operation of the CSEA, and Title IV-D grants that reimburse expenditures for support enforcement. Payments are distributed to the court-designated recipients. The CSEA is managed by the department of human services.

Real Estate Assessment Fund

The fund accounts for state mandated county-wide real estate reappraisals that are funded by charges to the political subdivisions located within the County.

(Continued)

Special Revenue Funds

Youth Services Grant Fund

Grant monies are received from the State Department of Youth Services and used for placement of children, a juvenile delinquents diversion program, work programs involving restitution, juvenile delinquency prevention and other related activities.

Ditch Maintenance Fund

The fund accounts for special assessment revenue which is used for improvements and repairs for various ditches in Knox County.

Emergency Management Agency Fund

The fund accounts for the fund controlled by the Emergency Management Agency as established by Section 5915.07, Ohio Revised Code.

Home Fund

The fund accounts for rehabilitation, tenant-based rental payment assistance and home buyer down payment assistance through a grant received from the Department of Housing and Urban Development.

Marriage License Fund

The fund accounts for the \$17 collected on each issued marriage license which is sent to a local shelter called New Directions for victims of domestic abuse.

Help America Vote Act Fund

The fund accounts for grant monies designated for the upgrade of voting equipment.

Storm Water Management Fund

The fund accounts for charges to control water run off and access to roadways for new builds.

Continuing Professional Training Fund

The fund accounts for grant monies to be used for continuing professional training for the Sheriff's Office.

Concealed Handgun License Fund

The fund was established by the State of Ohio under Ohio Revised Code 2923.125 and permits individuals to have a concealed handgun with the purchase of a license through the Sheriff.

(Continued)

Special Revenue Funds

Workforce Investment Act (WIA) Programs Fund

The fund accounts for monies provided for workforce training for youth and adults.

Flood Assistance Fund

The fund accounts for reimbursement of expenses for flood damage through the Federal Emergency Management Agency.

Citizen Corps Program Grant Fund

The fund accounts for grant monies to provide funding for County Citizen Corps Councils. It is to implement public education, maximize volunteer opportunities and encourage cooperation and collaboration among community leaders.

Common Pleas Special Project Fund

The fund was established for the collection of fees by the clerk of courts to be used to fund special projects of the Court including acquisition of equipment, hiring and training staff, mediation or dispute resolution services, employment of magistrates, training and education of judges and magistrates and other related services.

Supervision Fee Fund

This fund was established by the Judge of the Common Pleas Court with income from fees assessed in his court by offenders placed on community control, judicial release or diversion. The expenses are for schooling and other expenses necessary for Probation Officers to supervise the offenders, pursuant to Ohio Revised Code Section 2303.201.

Parenting Seminar Fund

This fund was established by the Judge of the Common Pleas Court with revenues coming from increased court fees. Expenses are for the personnel and material to conduct the seminars on parenting.

Immobilized Vehicle Fund

This fund accounts for revenue received from fees from the court and expended for Sheriff expenses to investigate the vehicle violations.

Commissary Fund

The fund accounts for revenues generated through the Sheriff's department from sales within the commissary. (This fund is not part of the County's appropriated budget; therefore no budgetary schedule is presented.)

Law Enforcement Fund

The fund accounts for the County's share of the assets forfeited in drug enforcement cases. This money is to be used for future drug investigations. (This fund is not part of the County's appropriated budget; therefore no budgetary schedule is presented.)

(Continued)

Special Revenue Funds

Drug Enforcement Fund

The fund accounts for fine moneys received under Section 2925.03 of the Ohio Revised Code. The money is used for drug abuse prevention education, drug law enforcement education, drug enforcement equipment, undercover drug purchases, travel expenses, pictures, handbooks, advertisements, and training related to drug enforcement. (This fund is not part of the County's appropriated budget; therefore no budgetary schedule is presented.)

Revolving Loan Fund

The fund accounts for money received from the Community Development Block Grant and used for low interest loans to County businesses for development projects. (This fund is not part of the County's appropriated budget; therefore no budgetary schedule is presented.)

Work Release Fund

This fund was established to help prisoners who get paid for jobs to reimburse the County for expenses, pay toward their court fees and fines, or have money put into the commissary fund. (This fund is not part of the County's appropriated budget; therefore no budgetary schedule is presented.)

Community Mental Health Fund

The fund was established to account for the one (1) mill voted levy to provide mental health services through the Moundbuilder's Guidance Center.

Senior Citizens Fund

The fund was established to account for the one (1) mill voted levy in November, 2002. The money received is to be used to benefit any Knox County citizen age 60 or older, by providing meals or necessary services to maintain their home.

Debt Service Funds

The Debt Service Funds are used to account for retirement of the County's general obligation bonds, special assessment bonds and loans other than those financed by proprietary funds.

Bond Retirement Fund

The fund accounts for the retirement of the principal and interest of the outstanding debt of the County.

Ohio Water Development Authority (OWDA) Fund

The fund accounted for revenue received from special assessment money to repay the OWDA loan that was used to construct a water tower at Apple Valley.

Ohio Public Works Commission (OPWC) Dan Amity Road Fund

The fund accounts for the accumulation of monies to make payments on an OPWC Loan. .
(The Balance Sheet is not presented because there are no assets or liabilities at year end.)

Capital Projects Funds

The Capital Projects Funds are used to account for the financial resources to be used for the acquisition or construction of major capital facilities, other than those financed by proprietary funds.

Permanent Improvement Fund

The fund accounts for revenues that will be used for capital improvements to County owned buildings.

Dog and Kennel Equipment Fund

The fund accounts for expenses to equip and furnish a Dog Pound.

Community Development Block Grant Fund

Revenue is received from the federal government and is used for major construction projects

Fredericktown Sewer Project Fund

The fund accounts for a Community Development Block Grant to construct sewer and water lines near Fredericktown Village.

Engineering Projects Fund

The fund was established for State matching engineering projects for bridge replacement.
(The Balance Sheet is not presented because there are no assets or liabilities at year end.)

Industrial Site Improvement Fund

The fund accounts for a grant with the sole purpose of improving an existing factory.

KNOX COUNTY, OHIO

**Combining Balance Sheet
Nonmajor Governmental Funds
December 31, 2012**

	Nonmajor Special Revenue Funds	Nonmajor Debt Service Funds	Nonmajor Capital Projects Funds	Total Nonmajor Governmental Funds
Assets:				
Cash and Cash Equivalents	\$ 3,683,277	\$ 9,526	\$ 675,455	\$ 4,368,258
Cash and Cash Equivalents in Segregated Accounts	135,882	0	0	135,882
Receivables:				
Taxes	2,111,743	0	0	2,111,743
Accounts	25,743	0	125	25,868
Intergovernmental	349,721	0	10,397	360,118
Leases	0	959,000	0	959,000
Special Assessments	15,299	0	0	15,299
Loans	49,756	0	0	49,756
Due from Other Funds	0	127,476	0	127,476
Interfund Receivable	10,500	0	0	10,500
Prepaid Items	2,893	0	0	2,893
Total Assets	\$ 6,384,814	\$ 1,096,002	\$ 685,977	\$ 8,166,793
Liabilities:				
Accounts Payable	\$ 51,921	\$ 0	\$ 48,252	\$ 100,173
Accrued Wages and Benefits Payable	55,461	0	0	55,461
Intergovernmental Payable	54,896	0	0	54,896
Contracts Payable	72,958	0	1,875	74,833
Matured Bonds and Interest Payable	0	48,379	0	48,379
Due to Other Funds	6,027	0	0	6,027
Interfund Payable	10,500	0	0	10,500
Total Liabilities	251,763	48,379	50,127	350,269
Deferred Inflows of Resources:				
Property Taxes	1,671,007	0	0	1,671,007
Unavailable Revenue	559,720	959,000	10,397	1,529,117
Total Deferred Inflows of Resources	2,230,727	959,000	10,397	3,200,124
Fund Balances:				
Nonspendable	52,649	0	0	52,649
Restricted	3,859,358	88,623	31,599	3,979,580
Assigned	0	0	593,854	593,854
Unassigned	(9,683)	0	0	(9,683)
Total Fund Balances	3,902,324	88,623	625,453	4,616,400
Total Liabilities, Deferred Inflows of Resources, and Fund Balances	\$ 6,384,814	\$ 1,096,002	\$ 685,977	\$ 8,166,793

KNOX COUNTY, OHIO

**Combining Statement of Revenues, Expenditures and Changes in Fund Balances
Nonmajor Governmental Funds
For the Year Ended December 31, 2012**

	Nonmajor Special Revenue Funds	Nonmajor Debt Service Funds	Nonmajor Capital Projects Funds	Total Nonmajor Governmental Funds
Revenues:				
Taxes	\$ 3,255,949	\$ 0	\$ 0	\$ 3,255,949
Intergovernmental Revenues	2,304,989	0	1,569,319	3,874,308
Charges for Services	1,149,916	0	0	1,149,916
Licenses and Permits	221,859	0	0	221,859
Investment Earnings	1,714	0	5	1,719
Special Assessments	24,059	0	0	24,059
Fines and Forfeitures	106,652	0	0	106,652
All Other Revenue	263,882	253,928	155,044	672,854
Total Revenue	7,329,020	253,928	1,724,368	9,307,316
Expenditures:				
Current:				
General Government				
Legislative and Executive	848,842	0	0	848,842
Judicial	84,842	0	0	84,842
Public Safety	3,027,513	0	0	3,027,513
Public Works	3,547	0	0	3,547
Health	288,696	0	0	288,696
Human Services	1,451,949	0	0	1,451,949
Intergovernmental	1,961,519	0	0	1,961,519
Capital Outlay	9	0	2,520,883	2,520,892
Debt Service:				
Principal Retirement	0	891,439	0	891,439
Interest and Fiscal Charges	0	269,976	0	269,976
Total Expenditures	7,666,917	1,161,415	2,520,883	11,349,215
Excess (Deficiency) of Revenues				
Over Expenditures	(337,897)	(907,487)	(796,515)	(2,041,899)
Other Financing Sources (Uses):				
Ohio Public Works Commission Loan	0	0	596,536	596,536
Installment Loan	435,000	0	300,000	735,000
Transfers In	41,488	893,450	0	934,938
Transfers Out	(96,237)	0	0	(96,237)
Total Other Financing Sources (Uses)	380,251	893,450	896,536	2,170,237
Net Change in Fund Balances	42,354	(14,037)	100,021	128,338
Fund Balances at Beginning of Year	3,859,970	102,660	525,432	4,488,062
Fund Balances End of Year	\$ 3,902,324	\$ 88,623	\$ 625,453	\$ 4,616,400

KNOX COUNTY, OHIO

**Combining Balance Sheet
Nonmajor Special Revenue Funds
December 31, 2012**

	<u>Dog and Kennel</u>	<u>Indigent Guardianship</u>	<u>Conduct of Business</u>	<u>Courts Computer</u>	<u>Courts' Computer Research</u>
Assets:					
Cash and Cash Equivalents	\$ 106,077	\$ 809	\$ 5,095	\$ 25,609	\$ 10,580
Cash and Cash Equivalents in Segregated Accounts	0	0	0	0	0
Receivables:					
Taxes	0	0	0	0	0
Accounts	2,572	480	84	2,144	213
Intergovernmental	265	0	0	0	0
Special Assessments	0	0	0	0	0
Loans	0	0	0	0	0
Interfund Receivable	0	0	0	0	0
Prepaid Items	0	0	0	0	0
Total Assets	<u>\$ 108,914</u>	<u>\$ 1,289</u>	<u>\$ 5,179</u>	<u>\$ 27,753</u>	<u>\$ 10,793</u>
Liabilities:					
Accounts Payable	\$ 4,230	\$ 0	\$ 0	\$ 0	\$ 0
Accrued Wages and Benefits Payable	2,411	0	0	0	0
Intergovernmental Payable	2,413	0	0	0	0
Contracts Payable	0	0	0	0	0
Due to Other Funds	0	0	0	0	0
Interfund Payable	0	0	0	0	0
Total Liabilities	<u>9,054</u>	<u>0</u>	<u>0</u>	<u>0</u>	<u>0</u>
Deferred Inflows of Resources:					
Property Taxes	0	0	0	0	0
Unavailable Revenue	0	0	0	0	0
Total Deferred Inflows of Resources	<u>0</u>	<u>0</u>	<u>0</u>	<u>0</u>	<u>0</u>
Fund Balances:					
Nonspendable	0	0	0	0	0
Restricted	99,860	1,289	5,179	27,753	10,793
Unassigned	0	0	0	0	0
Total Fund Balances	<u>99,860</u>	<u>1,289</u>	<u>5,179</u>	<u>27,753</u>	<u>10,793</u>
Total Liabilities, Deferred Inflows of Resources, and Fund Balances	<u>\$ 108,914</u>	<u>\$ 1,289</u>	<u>\$ 5,179</u>	<u>\$ 27,753</u>	<u>\$ 10,793</u>

KNOX COUNTY, OHIO

<u>Time Out Program</u>	<u>Court Security</u>	<u>Probate-Juvenile Special Project</u>	<u>Juvenile Court Social Workers</u>	<u>Law Library</u>	<u>Delinquent Tax Assessment Collection</u>
\$ 804	\$ 98	\$ 64,276	\$ 50,219	\$ 31,060	\$ 117,244
0	0	0	0	0	0
0	0	0	0	0	0
59	0	2,248	100	0	0
0	0	0	0	8,893	0
0	0	0	0	0	0
0	0	0	0	0	0
0	0	0	10,500	0	0
0	0	0	0	0	0
<u>\$ 863</u>	<u>\$ 98</u>	<u>\$ 66,524</u>	<u>\$ 60,819</u>	<u>\$ 39,953</u>	<u>\$ 117,244</u>
\$ 0	\$ 0	\$ 44	\$ 0	\$ 5,469	\$ 316
378	0	0	0	30	1,489
606	0	71	102	33	1,611
0	0	0	0	0	11,275
0	0	0	0	0	0
0	0	0	0	0	0
<u>984</u>	<u>0</u>	<u>115</u>	<u>102</u>	<u>5,532</u>	<u>14,691</u>
0	0	0	0	0	0
0	0	0	0	0	0
0	0	0	0	0	0
0	0	0	0	0	0
0	98	66,409	60,717	34,421	102,553
(121)	0	0	0	0	0
<u>(121)</u>	<u>98</u>	<u>66,409</u>	<u>60,717</u>	<u>34,421</u>	<u>102,553</u>
<u>\$ 863</u>	<u>\$ 98</u>	<u>\$ 66,524</u>	<u>\$ 60,819</u>	<u>\$ 39,953</u>	<u>\$ 117,244</u>

(Continued)

KNOX COUNTY, OHIO

**Combining Balance Sheet
Nonmajor Special Revenue Funds
December 31, 2012**

	VOCA and SVAA Grant	Marine Patrol Grant	Drug Abuse Resistance Education Grant	Common Pleas Jail Diversion Grant	Byrne Drug Court
Assets:					
Cash and Cash Equivalents	\$ 7,323	\$ 978	\$ 3,268	\$ 11,751	\$ 1,978
Cash and Cash Equivalents in Segregated Accounts	0	0	0	0	0
Receivables:					
Taxes	0	0	0	0	0
Accounts	0	0	0	0	0
Intergovernmental	28,106	0	0	30,935	0
Special Assessments	0	0	0	0	0
Loans	0	0	0	0	0
Interfund Receivable	0	0	0	0	0
Prepaid Items	0	0	0	0	0
Total Assets	\$ 35,429	\$ 978	\$ 3,268	\$ 42,686	\$ 1,978
Liabilities:					
Accounts Payable	\$ 0	\$ 0	\$ 0	\$ 0	\$ 1,040
Accrued Wages and Benefits Payable	702	0	0	1,427	0
Intergovernmental Payable	796	153	0	886	0
Contracts Payable	0	0	0	0	0
Due to Other Funds	0	0	0	0	0
Interfund Payable	0	0	0	0	10,500
Total Liabilities	1,498	153	0	2,313	11,540
Deferred Inflows of Resources:					
Property Taxes	0	0	0	0	0
Unavailable Revenue	28,106	0	0	15,468	0
Total Deferred Inflows of Resources	28,106	0	0	15,468	0
Fund Balances:					
Nonspendable	0	0	0	0	0
Restricted	5,825	825	3,268	24,905	0
Unassigned	0	0	0	0	(9,562)
Total Fund Balances	5,825	825	3,268	24,905	(9,562)
Total Liabilities, Deferred Inflows of Resources, and Fund Balances	\$ 35,429	\$ 978	\$ 3,268	\$ 42,686	\$ 1,978

KNOX COUNTY, OHIO

<u>911 Emergency Calling System</u>	<u>Litter Control and Recycling</u>	<u>Child Support Enforcement Agency</u>	<u>Real Estate Assessment</u>	<u>Youth Services Grant</u>	<u>Ditch Maintenance</u>
\$ 799,761	\$ 12,498	\$ 326,107	\$ 1,649,335	\$ 109,771	\$ 31,356
0	0	0	0	0	0
381,639	0	0	0	0	0
0	0	13,893	0	198	0
0	0	0	0	177,158	0
0	0	0	0	0	15,299
0	0	0	0	0	0
0	0	0	0	0	0
2,893	0	0	0	0	0
<u>\$ 1,184,293</u>	<u>\$ 12,498</u>	<u>\$ 340,000</u>	<u>\$ 1,649,335</u>	<u>\$ 287,127</u>	<u>\$ 46,655</u>
\$ 21,053	\$ 3,538	\$ 0	\$ 400	\$ 5,658	\$ 0
28,397	304	9,550	3,894	5,102	0
26,669	301	9,725	4,176	5,720	0
0	0	0	57,283	0	0
818	0	5,209	0	0	0
0	0	0	0	0	0
<u>76,937</u>	<u>4,143</u>	<u>24,484</u>	<u>65,753</u>	<u>16,480</u>	<u>0</u>
0	0	0	0	0	0
<u>265,086</u>	<u>0</u>	<u>0</u>	<u>0</u>	<u>88,579</u>	<u>15,299</u>
<u>265,086</u>	<u>0</u>	<u>0</u>	<u>0</u>	<u>88,579</u>	<u>15,299</u>
2,893	0	0	0	0	0
839,377	8,355	315,516	1,583,582	182,068	31,356
0	0	0	0	0	0
<u>842,270</u>	<u>8,355</u>	<u>315,516</u>	<u>1,583,582</u>	<u>182,068</u>	<u>31,356</u>
<u>\$ 1,184,293</u>	<u>\$ 12,498</u>	<u>\$ 340,000</u>	<u>\$ 1,649,335</u>	<u>\$ 287,127</u>	<u>\$ 46,655</u>

(Continued)

KNOX COUNTY, OHIO

**Combining Balance Sheet
Nonmajor Special Revenue Funds
December 31, 2012**

	Home	Marriage License	Help America Vote Act	Storm Water Management	Continuing Professional Training
Assets:					
Cash and Cash Equivalents	\$ 5,600	\$ 6,426	\$ 4,988	\$ 3,291	\$ 840
Cash and Cash Equivalents in Segregated Accounts	0	0	0	0	0
Receivables:					
Taxes	0	0	0	0	0
Accounts	0	921	0	0	0
Intergovernmental	0	0	0	0	0
Special Assessments	0	0	0	0	0
Loans	0	0	0	0	0
Interfund Receivable	0	0	0	0	0
Prepaid Items	0	0	0	0	0
Total Assets	\$ 5,600	\$ 7,347	\$ 4,988	\$ 3,291	\$ 840
Liabilities:					
Accounts Payable	\$ 0	\$ 0	\$ 0	\$ 0	\$ 0
Accrued Wages and Benefits Payable	0	0	0	56	0
Intergovernmental Payable	0	0	77	53	0
Contracts Payable	4,400	0	0	0	0
Due to Other Funds	0	0	0	0	0
Interfund Payable	0	0	0	0	0
Total Liabilities	4,400	0	77	109	0
Deferred Inflows of Resources:					
Property Taxes	0	0	0	0	0
Unavailable Revenue	0	0	0	0	0
Total Deferred Inflows of Resources	0	0	0	0	0
Fund Balances:					
Nonspendable	0	0	0	0	0
Restricted	1,200	7,347	4,911	3,182	840
Unassigned	0	0	0	0	0
Total Fund Balances	1,200	7,347	4,911	3,182	840
Total Liabilities, Deferred Inflows of Resources, and Fund Balances	\$ 5,600	\$ 7,347	\$ 4,988	\$ 3,291	\$ 840

KNOX COUNTY, OHIO

<u>Concealed Handgun License</u>	<u>WIA Programs</u>	<u>Flood Assistance</u>	<u>Citizen Corps Program Grant</u>	<u>Common Pleas Special Project</u>	<u>Supervision Fee</u>
\$ 9,035	\$ 52,575	\$ 191	\$ 26	\$ 51,511	\$ 16,333
0	0	0	0	0	0
0	0	0	0	0	0
0	0	0	0	2,469	362
0	0	0	0	0	0
0	0	0	0	0	0
0	0	0	0	0	0
0	0	0	0	0	0
<u>0</u>	<u>0</u>	<u>0</u>	<u>0</u>	<u>0</u>	<u>0</u>
<u>\$ 9,035</u>	<u>\$ 52,575</u>	<u>\$ 191</u>	<u>\$ 26</u>	<u>\$ 53,980</u>	<u>\$ 16,695</u>
\$ 4,086	\$ 3,937	\$ 0	\$ 0	\$ 0	\$ 0
0	0	0	0	567	0
249	0	0	0	87	0
0	0	0	0	0	0
0	0	0	0	0	0
0	0	0	0	0	0
<u>4,335</u>	<u>3,937</u>	<u>0</u>	<u>0</u>	<u>654</u>	<u>0</u>
0	0	0	0	0	0
<u>0</u>	<u>0</u>	<u>0</u>	<u>0</u>	<u>0</u>	<u>0</u>
0	0	0	0	0	0
4,700	48,638	191	26	53,326	16,695
<u>0</u>	<u>0</u>	<u>0</u>	<u>0</u>	<u>0</u>	<u>0</u>
<u>4,700</u>	<u>48,638</u>	<u>191</u>	<u>26</u>	<u>53,326</u>	<u>16,695</u>
<u>\$ 9,035</u>	<u>\$ 52,575</u>	<u>\$ 191</u>	<u>\$ 26</u>	<u>\$ 53,980</u>	<u>\$ 16,695</u>

(Continued)

KNOX COUNTY, OHIO

**Combining Balance Sheet
Nonmajor Special Revenue Funds
December 31, 2012**

	Parenting Seminar	Immobilized Vehicle	Commissary	Law Enforcement	Drug Enforcement
Assets:					
Cash and Cash Equivalents	\$ 4,729	\$ 1,187	\$ 0	\$ 0	\$ 0
Cash and Cash Equivalents in Segregated Accounts	0	0	19,387	16,123	31,662
Receivables:					
Taxes	0	0	0	0	0
Accounts	0	0	0	0	0
Intergovernmental	0	0	0	0	0
Special Assessments	0	0	0	0	0
Loans	0	0	0	0	0
Interfund Receivable	0	0	0	0	0
Prepaid Items	0	0	0	0	0
Total Assets	<u>\$ 4,729</u>	<u>\$ 1,187</u>	<u>\$ 19,387</u>	<u>\$ 16,123</u>	<u>\$ 31,662</u>
Liabilities:					
Accounts Payable	\$ 0	\$ 0	\$ 0	\$ 0	\$ 0
Accrued Wages and Benefits Payable	0	0	0	0	0
Intergovernmental Payable	56	0	0	0	0
Contracts Payable	0	0	0	0	0
Due to Other Funds	0	0	0	0	0
Interfund Payable	0	0	0	0	0
Total Liabilities	<u>56</u>	<u>0</u>	<u>0</u>	<u>0</u>	<u>0</u>
Deferred Inflows of Resources:					
Property Taxes	0	0	0	0	0
Unavailable Revenue	0	0	0	0	0
Total Deferred Inflows of Resources	<u>0</u>	<u>0</u>	<u>0</u>	<u>0</u>	<u>0</u>
Fund Balances:					
Nonspendable	0	0	0	0	0
Restricted	4,673	1,187	19,387	16,123	31,662
Unassigned	0	0	0	0	0
Total Fund Balances	<u>4,673</u>	<u>1,187</u>	<u>19,387</u>	<u>16,123</u>	<u>31,662</u>
Total Liabilities, Deferred Inflows of Resources, and Fund Balances	<u>\$ 4,729</u>	<u>\$ 1,187</u>	<u>\$ 19,387</u>	<u>\$ 16,123</u>	<u>\$ 31,662</u>

KNOX COUNTY, OHIO

<u>Revolving Loan</u>	<u>Work Release</u>	<u>Community Mental Health</u>	<u>Senior Citizens</u>	<u>Total Nonmajor Special Revenue Funds</u>
\$ 0	\$ 0	\$ 0	\$ 25,826	\$ 3,683,277
67,381	1,329	0	0	135,882
0	0	966,042	764,062	2,111,743
0	0	0	0	25,743
0	0	57,479	45,516	349,721
0	0	0	0	15,299
49,756	0	0	0	49,756
0	0	0	0	10,500
0	0	0	0	2,893
<u>\$ 117,137</u>	<u>\$ 1,329</u>	<u>\$ 1,023,521</u>	<u>\$ 835,404</u>	<u>\$ 6,384,814</u>
\$ 0	\$ 0	\$ 0	\$ 0	\$ 51,921
0	0	0	0	55,461
0	0	0	0	54,896
0	0	0	0	72,958
0	0	0	0	6,027
0	0	0	0	10,500
<u>0</u>	<u>0</u>	<u>0</u>	<u>0</u>	<u>251,763</u>
0	0	933,210	737,797	1,671,007
0	0	81,267	64,546	559,720
0	0	1,014,477	802,343	2,230,727
49,756	0	0	0	52,649
67,381	1,329	9,044	33,061	3,859,358
0	0	0	0	(9,683)
<u>117,137</u>	<u>1,329</u>	<u>9,044</u>	<u>33,061</u>	<u>3,902,324</u>
<u>\$ 117,137</u>	<u>\$ 1,329</u>	<u>\$ 1,023,521</u>	<u>\$ 835,404</u>	<u>\$ 6,384,814</u>

KNOX COUNTY, OHIO

***Combining Statement of Revenues, Expenditures and Changes in Fund Balances
Nonmajor Special Revenue Funds
For the Year Ended December 31, 2012***

	<u>Dog and Kennel</u>	<u>Indigent Guardianship</u>	<u>Conduct of Business</u>	<u>Courts Computer</u>	<u>Courts' Computer Research</u>
Revenues:					
Taxes	\$ 0	\$ 0	\$ 0	\$ 0	\$ 0
Intergovernmental Revenues	6,000	0	0	0	0
Charges for Services	35,883	7,125	1,269	31,653	3,420
Licenses and Permits	191,448	0	0	0	0
Investment Earnings	0	0	0	6	0
Special Assessments	0	0	0	0	0
Fines and Forfeitures	4,703	0	0	0	0
All Other Revenue	6,299	0	0	0	0
Total Revenue	<u>244,333</u>	<u>7,125</u>	<u>1,269</u>	<u>31,659</u>	<u>3,420</u>
Expenditures:					
Current:					
General Government:					
Legislative and Executive	0	0	0	0	0
Judicial	0	5,920	0	24,747	854
Public Safety	0	0	0	0	0
Public Works	0	0	0	0	0
Health	237,040	0	0	0	0
Human Services	0	0	0	0	0
Intergovernmental	0	0	0	0	0
Capital Outlay	0	0	0	0	0
Total Expenditures	<u>237,040</u>	<u>5,920</u>	<u>0</u>	<u>24,747</u>	<u>854</u>
Excess (Deficiency) of Revenues Over Expenditures	7,293	1,205	1,269	6,912	2,566
Other Financing Sources (Uses):					
Installment Loan	0	0	0	0	0
Transfers In	0	0	0	0	0
Transfers Out	0	0	0	0	0
Total Other Financing Sources (Uses)	<u>0</u>	<u>0</u>	<u>0</u>	<u>0</u>	<u>0</u>
Net Change in Fund Balances	7,293	1,205	1,269	6,912	2,566
Fund Balances at Beginning of Year	<u>92,567</u>	<u>84</u>	<u>3,910</u>	<u>20,841</u>	<u>8,227</u>
Fund Balances End of Year	<u>\$ 99,860</u>	<u>\$ 1,289</u>	<u>\$ 5,179</u>	<u>\$ 27,753</u>	<u>\$ 10,793</u>

KNOX COUNTY, OHIO

Time Out Program	Court Security	Probate-Juvenile Special Project	Drug Screens	Juvenile Court Social Workers	Law Library	Delinquent Tax Assessment Collection
\$ 0	\$ 0	\$ 0	\$ 0	\$ 0	\$ 0	\$ 107,138
0	0	0	10,000	100	0	0
0	0	0	0	0	0	0
0	0	0	0	0	0	0
0	0	0	0	0	0	18,054
0	0	33,293	0	0	51,232	0
6,068	0	308	1,111	18,962	0	109,793
6,068	0	33,601	11,111	19,062	51,232	234,985
0	0	0	0	0	0	219,611
0	0	0	0	0	35,391	0
14,100	0	21,667	11,111	18,344	0	0
0	0	0	0	0	0	0
0	0	0	0	0	0	0
0	0	0	0	0	0	0
0	0	0	0	0	0	0
14,100	0	21,667	11,111	18,344	35,391	219,611
(8,032)	0	11,934	0	718	15,841	15,374
0	0	0	0	0	0	0
8,000	0	0	0	0	0	0
0	0	0	0	0	0	0
8,000	0	0	0	0	0	0
(32)	0	11,934	0	718	15,841	15,374
(89)	98	54,475	0	59,999	18,580	87,179
\$ (121)	\$ 98	\$ 66,409	\$ 0	\$ 60,717	\$ 34,421	\$ 102,553

(Continued)

KNOX COUNTY, OHIO

***Combining Statement of Revenues, Expenditures and Changes in Fund Balances
Nonmajor Special Revenue Funds
For the Year Ended December 31, 2012***

	VOCA and SVAA Grant	Marine Patrol Grant	Drug Abuse Resistance Education Grant	Common Pleas Jail Diversion Grant	Byrne Drug Court
Revenues:					
Taxes	\$ 0	\$ 0	\$ 0	\$ 0	\$ 0
Intergovernmental Revenues	27,254	19,751	0	61,870	1,688
Charges for Services	0	0	0	0	0
Licenses and Permits	0	0	0	0	0
Investment Earnings	0	0	0	0	0
Special Assessments	0	0	0	0	0
Fines and Forfeitures	0	0	0	0	0
All Other Revenue	20	10	0	0	0
Total Revenue	<u>27,274</u>	<u>19,761</u>	<u>0</u>	<u>61,870</u>	<u>1,688</u>
Expenditures:					
Current:					
General Government:					
Legislative and Executive	38,966	0	0	0	0
Judicial	0	0	0	0	0
Public Safety	0	19,105	0	61,234	11,250
Public Works	0	0	0	0	0
Health	0	0	0	0	0
Human Services	0	0	0	0	0
Intergovernmental	0	0	0	0	0
Capital Outlay	0	0	0	0	0
Total Expenditures	<u>38,966</u>	<u>19,105</u>	<u>0</u>	<u>61,234</u>	<u>11,250</u>
Excess (Deficiency) of Revenues Over Expenditures	(11,692)	656	0	636	(9,562)
Other Financing Sources (Uses):					
Installment Loan	0	0	0	0	0
Transfers In	9,488	0	0	0	0
Transfers Out	0	0	0	0	0
Total Other Financing Sources (Uses)	<u>9,488</u>	<u>0</u>	<u>0</u>	<u>0</u>	<u>0</u>
Net Change in Fund Balances	(2,204)	656	0	636	(9,562)
Fund Balances at Beginning of Year	<u>8,029</u>	<u>169</u>	<u>3,268</u>	<u>24,269</u>	<u>0</u>
Fund Balances End of Year	<u>\$ 5,825</u>	<u>\$ 825</u>	<u>\$ 3,268</u>	<u>\$ 24,905</u>	<u>\$ (9,562)</u>

KNOX COUNTY, OHIO

<u>911 Emergency Calling System</u>	<u>Child Abuse Prevention Grant</u>	<u>Litter Control and Recycling</u>	<u>Child Support Enforcement Agency</u>	<u>Real Estate Assessment</u>	<u>Youth Services Grant</u>	<u>Ditch Maintenance</u>
\$ 1,464,011	\$ 0	\$ 0	\$ 0	\$ 0	\$ 0	\$ 0
134,817	18,330	46,985	411,279	0	435,496	0
0	0	0	180,470	746,056	0	0
0	0	0	0	0	0	0
0	0	0	0	0	0	0
0	0	0	0	0	0	6,005
0	0	0	0	0	0	0
96,999	0	1,007	1,001	4,969	5,633	0
<u>1,695,827</u>	<u>18,330</u>	<u>47,992</u>	<u>592,750</u>	<u>751,025</u>	<u>441,129</u>	<u>6,005</u>
0	0	0	0	583,436	0	0
0	0	0	0	0	0	0
2,101,055	0	0	0	0	453,515	0
0	0	0	0	0	0	0
0	0	43,905	0	0	0	0
0	18,330	0	645,506	0	0	0
0	0	0	0	0	0	0
0	0	0	0	0	0	9
<u>2,101,055</u>	<u>18,330</u>	<u>43,905</u>	<u>645,506</u>	<u>583,436</u>	<u>453,515</u>	<u>9</u>
(405,228)	0	4,087	(52,756)	167,589	(12,386)	5,996
435,000	0	0	0	0	0	0
0	0	0	0	0	0	0
<u>(94,212)</u>	<u>0</u>	<u>0</u>	<u>0</u>	<u>0</u>	<u>0</u>	<u>0</u>
<u>340,788</u>	<u>0</u>	<u>0</u>	<u>0</u>	<u>0</u>	<u>0</u>	<u>0</u>
(64,440)	0	4,087	(52,756)	167,589	(12,386)	5,996
906,710	0	4,268	368,272	1,415,993	194,454	25,360
<u>\$ 842,270</u>	<u>\$ 0</u>	<u>\$ 8,355</u>	<u>\$ 315,516</u>	<u>\$ 1,583,582</u>	<u>\$ 182,068</u>	<u>\$ 31,356</u>

(Continued)

KNOX COUNTY, OHIO

***Combining Statement of Revenues, Expenditures and Changes in Fund Balances
Nonmajor Special Revenue Funds
For the Year Ended December 31, 2012***

	Emergency Management Agency	Home	Marriage License	Help America Vote Act	Storm Water Management
Revenues:					
Taxes	\$ 0	\$ 0	\$ 0	\$ 0	\$ 0
Intergovernmental Revenues	126,225	138,856	0	11,740	0
Charges for Services	0	0	14,188	0	6,480
Licenses and Permits	0	0	0	0	0
Investment Earnings	0	0	0	0	0
Special Assessments	0	0	0	0	0
Fines and Forfeitures	0	0	0	0	0
All Other Revenue	4,868	0	0	0	4
Total Revenue	131,093	138,856	14,188	11,740	6,484
Expenditures:					
Current:					
General Government:					
Legislative and Executive	0	0	0	6,829	0
Judicial	0	0	0	0	0
Public Safety	154,979	0	0	0	0
Public Works	0	0	0	0	3,547
Health	0	0	7,751	0	0
Human Services	0	215,463	0	0	0
Intergovernmental	0	0	0	0	0
Capital Outlay	0	0	0	0	0
Total Expenditures	154,979	215,463	7,751	6,829	3,547
Excess (Deficiency) of Revenues Over Expenditures	(23,886)	(76,607)	6,437	4,911	2,937
Other Financing Sources (Uses):					
Installment Loan	0	0	0	0	0
Transfers In	24,000	0	0	0	0
Transfers Out	0	0	0	0	(2,025)
Total Other Financing Sources (Uses)	24,000	0	0	0	(2,025)
Net Change in Fund Balances	114	(76,607)	6,437	4,911	912
Fund Balances at Beginning of Year	130,192	77,807	910	0	2,270
Fund Balances End of Year	\$ 130,306	\$ 1,200	\$ 7,347	\$ 4,911	\$ 3,182

KNOX COUNTY, OHIO

<u>Continuing Professional Training</u>	<u>Concealed Handgun License</u>	<u>WIA Programs</u>	<u>Flood Assistance</u>	<u>Citizen Corps Program Grant</u>	<u>Common Pleas Special Project</u>	<u>Supervision Fee</u>
\$ 0	\$ 0	\$ 0	\$ 0	\$ 0	\$ 0	\$ 0
0	0	543,581	0	0	0	0
0	23,553	0	0	0	41,325	9,110
0	30,411	0	0	0	0	0
0	0	0	0	0	0	0
0	0	0	0	0	0	0
0	0	0	0	0	0	0
0	16	6,790	0	0	16	0
<u>0</u>	<u>53,980</u>	<u>550,371</u>	<u>0</u>	<u>0</u>	<u>41,341</u>	<u>9,110</u>
0	0	0	0	0	0	0
0	0	0	0	0	0	13,417
0	60,292	0	0	0	12,263	0
0	0	0	0	0	0	0
0	0	0	0	0	0	0
0	0	570,248	0	0	0	0
0	0	0	0	0	0	0
<u>0</u>	<u>0</u>	<u>0</u>	<u>0</u>	<u>0</u>	<u>0</u>	<u>0</u>
<u>0</u>	<u>60,292</u>	<u>570,248</u>	<u>0</u>	<u>0</u>	<u>12,263</u>	<u>13,417</u>
0	(6,312)	(19,877)	0	0	29,078	(4,307)
0	0	0	0	0	0	0
0	0	0	0	0	0	0
<u>0</u>	<u>0</u>	<u>0</u>	<u>0</u>	<u>0</u>	<u>0</u>	<u>0</u>
<u>0</u>	<u>0</u>	<u>0</u>	<u>0</u>	<u>0</u>	<u>0</u>	<u>0</u>
0	(6,312)	(19,877)	0	0	29,078	(4,307)
840	11,012	68,515	191	26	24,248	21,002
<u>\$ 840</u>	<u>\$ 4,700</u>	<u>\$ 48,638</u>	<u>\$ 191</u>	<u>\$ 26</u>	<u>\$ 53,326</u>	<u>\$ 16,695</u>

(Continued)

KNOX COUNTY, OHIO

***Combining Statement of Revenues, Expenditures and Changes in Fund Balances
Nonmajor Special Revenue Funds
For the Year Ended December 31, 2012***

	Parenting Seminar	Immobilized Vehicle	Commissary	Law Enforcement	Drug Enforcement
Revenues:					
Taxes	\$ 0	\$ 0	\$ 0	\$ 0	\$ 0
Intergovernmental Revenues	0	0	0	0	0
Charges for Services	5,310	100	42,986	0	0
Licenses and Permits	0	0	0	0	0
Investment Earnings	0	0	0	10	13
Special Assessments	0	0	0	0	0
Fines and Forfeitures	0	0	0	10,525	6,899
All Other Revenue	8	0	0	0	0
Total Revenue	5,318	100	42,986	10,535	6,912
Expenditures:					
Current:					
General Government:					
Legislative and Executive	0	0	0	0	0
Judicial	4,513	0	0	0	0
Public Safety	0	0	31,295	53,957	2,477
Public Works	0	0	0	0	0
Health	0	0	0	0	0
Human Services	0	0	0	0	0
Intergovernmental	0	0	0	0	0
Capital Outlay	0	0	0	0	0
Total Expenditures	4,513	0	31,295	53,957	2,477
Excess (Deficiency) of Revenues Over Expenditures	805	100	11,691	(43,422)	4,435
Other Financing Sources (Uses):					
Installment Loan	0	0	0	0	0
Transfers In	0	0	0	0	0
Transfers Out	0	0	0	0	0
Total Other Financing Sources (Uses)	0	0	0	0	0
Net Change in Fund Balances	805	100	11,691	(43,422)	4,435
Fund Balances at Beginning of Year	3,868	1,087	7,696	59,545	27,227
Fund Balances End of Year	\$ 4,673	\$ 1,187	\$ 19,387	\$ 16,123	\$ 31,662

KNOX COUNTY, OHIO

<u>Revolving Loan</u>	<u>Work Release</u>	<u>Community Mental Health</u>	<u>Senior Citizens</u>	<u>Total Nonmajor Special Revenue Funds</u>
\$ 0	\$ 0	\$ 940,218	\$ 744,582	\$ 3,255,949
0	0	166,216	144,801	2,304,989
0	988	0	0	1,149,916
0	0	0	0	221,859
1,685	0	0	0	1,714
0	0	0	0	24,059
0	0	0	0	106,652
0	0	0	0	263,882
<u>1,685</u>	<u>988</u>	<u>1,106,434</u>	<u>889,383</u>	<u>7,329,020</u>
0	0	0	0	848,842
0	0	0	0	84,842
0	869	0	0	3,027,513
0	0	0	0	3,547
0	0	0	0	288,696
2,402	0	0	0	1,451,949
0	0	1,101,073	860,446	1,961,519
0	0	0	0	9
<u>2,402</u>	<u>869</u>	<u>1,101,073</u>	<u>860,446</u>	<u>7,666,917</u>
(717)	119	5,361	28,937	(337,897)
0	0	0	0	435,000
0	0	0	0	41,488
<u>0</u>	<u>0</u>	<u>0</u>	<u>0</u>	<u>(96,237)</u>
<u>0</u>	<u>0</u>	<u>0</u>	<u>0</u>	<u>380,251</u>
(717)	119	5,361	28,937	42,354
<u>117,854</u>	<u>1,210</u>	<u>3,683</u>	<u>4,124</u>	<u>3,859,970</u>
<u>\$ 117,137</u>	<u>\$ 1,329</u>	<u>\$ 9,044</u>	<u>\$ 33,061</u>	<u>\$ 3,902,324</u>

KNOX COUNTY, OHIO

**Combining Balance Sheet
Nonmajor Debt Service Funds
December 31, 2012**

	<u>Bond Retirement</u>	<u>Ohio Water Development Authority</u>	<u>Total Nonmajor Debt Service Funds</u>
Assets:			
Cash and Cash Equivalents	\$ 9,346	\$ 180	\$ 9,526
Receivables:			
Leases	959,000	0	959,000
Due from Other Funds	127,476	0	127,476
Total Assets	<u>\$ 1,095,822</u>	<u>\$ 180</u>	<u>\$ 1,096,002</u>
Liabilities:			
Matured Bonds and Interest Payable	\$ 48,379	\$ 0	\$ 48,379
Total Liabilities	<u>48,379</u>	<u>0</u>	<u>48,379</u>
Deferred Inflows of Resources:			
Unavailable Revenue	959,000	0	959,000
Total Deferred Inflows of Resources	<u>959,000</u>	<u>0</u>	<u>959,000</u>
Fund Balances:			
Restricted	88,443	180	88,623
Total Fund Balances	<u>88,443</u>	<u>180</u>	<u>88,623</u>
Total Liabilities, Deferred Inflows of Resources, a	<u>\$ 1,095,822</u>	<u>\$ 180</u>	<u>\$ 1,096,002</u>

KNOX COUNTY, OHIO**Combining Statement of Revenues, Expenditures and Changes in Fund Balances
Nonmajor Debt Service Funds
For the Year Ended December 31, 2012**

	<u>Bond Retirement</u>	<u>Ohio Water Development Authority</u>	<u>OPWC - Dan Amity Road</u>	<u>Total Nonmajor Debt Service Funds</u>
Revenues:				
All Other Revenue	\$ 213,664	\$ 0	\$ 40,264	\$ 253,928
Total Revenue	<u>213,664</u>	<u>0</u>	<u>40,264</u>	<u>253,928</u>
Expenditures:				
Debt Service:				
Principal Retirement	851,175	0	40,264	891,439
Interest and Fiscal Charges	269,976	0	0	269,976
Total Expenditures	<u>1,121,151</u>	<u>0</u>	<u>40,264</u>	<u>1,161,415</u>
Excess (Deficiency) of Revenues Over Expenditures	(907,487)	0	0	(907,487)
Other Financing Sources (Uses):				
Transfers In	893,450	0	0	893,450
Total Other Financing Sources (Uses)	<u>893,450</u>	<u>0</u>	<u>0</u>	<u>893,450</u>
Net Change in Fund Balances	(14,037)	0	0	(14,037)
Fund Balances at Beginning of Year	<u>102,480</u>	<u>180</u>	<u>0</u>	<u>102,660</u>
Fund Balances End of Year	<u>\$ 88,443</u>	<u>\$ 180</u>	<u>\$ 0</u>	<u>\$ 88,623</u>

KNOX COUNTY, OHIO

**Combining Balance Sheet
Nonmajor Capital Projects Funds
December 31, 2012**

	Permanent Improvement	Dog and Kennel Equipment	Community Development Block Grant	Fredericktown Sewer Project
Assets:				
Cash and Cash Equivalents	\$ 593,854	\$ 11,535	\$ 61,887	\$ 6,794
Receivables:				
Accounts	0	125	0	0
Intergovernmental	0	0	10,397	0
Total Assets	<u>\$ 593,854</u>	<u>\$ 11,660</u>	<u>\$ 72,284</u>	<u>\$ 6,794</u>
Liabilities:				
Accounts Payable	\$ 0	\$ 0	\$ 48,252	\$ 0
Contracts Payable	0	0	1,875	0
Total Liabilities	<u>0</u>	<u>0</u>	<u>50,127</u>	<u>0</u>
Deferred Inflows of Resources:				
Unavailable Revenue	<u>0</u>	<u>0</u>	<u>10,397</u>	<u>0</u>
Fund Balances:				
Restricted	0	11,660	11,760	6,794
Assigned	593,854	0	0	0
Total Fund Balances	<u>593,854</u>	<u>11,660</u>	<u>11,760</u>	<u>6,794</u>
Total Liabilities, Deferred Inflows of Resources, and Fund Balances	<u>\$ 593,854</u>	<u>\$ 11,660</u>	<u>\$ 72,284</u>	<u>\$ 6,794</u>

KNOX COUNTY, OHIO

<u>Industrial Site Improvement</u>	<u>Total Nonmajor Capital Projects Funds</u>
\$ 1,385	\$ 675,455
0	125
<u>0</u>	<u>10,397</u>
<u>\$ 1,385</u>	<u>\$ 685,977</u>
\$ 0	\$ 48,252
<u>0</u>	<u>1,875</u>
<u>0</u>	<u>50,127</u>
<u>0</u>	<u>10,397</u>
1,385	31,599
<u>0</u>	<u>593,854</u>
<u>1,385</u>	<u>625,453</u>
<u>\$ 1,385</u>	<u>\$ 685,977</u>

KNOX COUNTY, OHIO

**Combining Statement of Revenues, Expenditures and Changes in Fund Balances
Nonmajor Capital Projects Funds
For the Year Ended December 31, 2012**

	Permanent Improvement	Dog and Kennel Equipment	Community Development Block Grant	Fredericktown Sewer Project
Revenues:				
Intergovernmental Revenues	\$ 444,583	\$ 0	\$ 272,334	\$ 0
Investment Earnings	0	0	5	0
All Other Revenue	135,000	20,044	0	0
Total Revenue	<u>579,583</u>	<u>20,044</u>	<u>272,339</u>	<u>0</u>
Expenditures:				
Capital Outlay	789,806	13,162	268,977	0
Total Expenditures	<u>789,806</u>	<u>13,162</u>	<u>268,977</u>	<u>0</u>
Excess (Deficiency) of Revenues Over Expenditures	(210,223)	6,882	3,362	0
Other Financing Sources (Uses):				
Ohio Public Works Commission Loan	0	0	0	0
Installment Loan	300,000	0	0	0
Total Other Financing Sources (Uses)	<u>300,000</u>	<u>0</u>	<u>0</u>	<u>0</u>
Net Change in Fund Balances	89,777	6,882	3,362	0
Fund Balances at Beginning of Year	<u>504,077</u>	<u>4,778</u>	<u>8,398</u>	<u>6,794</u>
Fund Balances End of Year	<u>\$ 593,854</u>	<u>\$ 11,660</u>	<u>\$ 11,760</u>	<u>\$ 6,794</u>

KNOX COUNTY, OHIO

<u>Engineering Projects</u>	<u>Industrial Site Improvement</u>	<u>Total Nonmajor Capital Project Funds</u>
\$ 852,402	\$ 0	\$ 1,569,319
0	0	5
0	0	155,044
<u>852,402</u>	<u>0</u>	<u>1,724,368</u>
<u>1,448,938</u>	<u>0</u>	<u>2,520,883</u>
<u>1,448,938</u>	<u>0</u>	<u>2,520,883</u>
(596,536)	0	(796,515)
596,536	0	596,536
0	0	300,000
<u>596,536</u>	<u>0</u>	<u>896,536</u>
0	0	100,021
0	1,385	525,432
<u>\$ 0</u>	<u>\$ 1,385</u>	<u>\$ 625,453</u>

KNOX COUNTY, OHIO**Schedule of Revenues, Expenditures and Changes in
Fund Balance – Budget and Actual (Non-GAAP Budgetary Basis)
Major Funds – General Fund
For the Year Ended December 31, 2012**

	<u>Original Budget</u>	<u>Final Budget</u>	<u>Actual</u>	Variance with Final Budget Positive (Negative)
Revenues:				
Taxes	\$ 7,351,552	\$ 7,512,972	\$ 8,297,846	\$ 784,874
Intergovernmental Revenues	1,240,500	1,240,500	1,484,777	244,277
Charges for Services	1,956,800	1,956,800	2,015,618	58,818
Licenses and Permits	4,000	4,000	3,647	(353)
Investment Earnings	200,000	200,000	195,448	(4,552)
Fines and Forfeitures	76,000	76,000	52,966	(23,034)
All Other Revenues	658,700	658,700	1,013,150	354,450
Total Revenues	<u>11,487,552</u>	<u>11,648,972</u>	<u>13,063,452</u>	<u>1,414,480</u>
Expenditures:				
General Government - Legislative and Executive:				
Commissioners:				
Personal Services	304,322	307,322	290,923	16,399
Materials and Supplies	150,200	171,332	169,050	2,282
Contractual Services	157,539	125,739	114,725	11,014
Other Expenditures	197,982	193,245	192,370	875
Total Commissioners	<u>810,043</u>	<u>797,638</u>	<u>767,068</u>	<u>30,570</u>
County Microfilming:				
Personal Services	<u>25,750</u>	<u>25,750</u>	<u>25,555</u>	<u>195</u>
Total County Microfilming	<u>25,750</u>	<u>25,750</u>	<u>25,555</u>	<u>195</u>
Safe/Loss:				
Personal Services	54,672	55,172	52,859	2,313
Materials and Supplies	1,300	800	136	664
Contractual Services	500	500	0	500
Other Expenditures	900	900	486	414
Total Safe/Loss	<u>57,372</u>	<u>57,372</u>	<u>53,481</u>	<u>3,891</u>
Regional Planning Commission:				
Contractual Services	<u>47,168</u>	<u>47,168</u>	<u>47,168</u>	<u>0</u>
Total Regional Planning Commission	<u>47,168</u>	<u>47,168</u>	<u>47,168</u>	<u>0</u>
Auditor:				
Personal Services	192,995	192,995	189,176	3,819
Materials and Supplies	5,717	5,717	3,476	2,241
Contractual Services	22,870	22,870	22,218	652
Other Expenditures	4,500	4,500	3,533	967
Total Auditor	<u>226,082</u>	<u>226,082</u>	<u>218,403</u>	<u>7,679</u>

(Continued)

KNOX COUNTY, OHIO**Schedule of Revenues, Expenditures and Changes in
Fund Balance – Budget and Actual (Non-GAAP Budgetary Basis)
Major Funds – General Fund
For the Year Ended December 31, 2012**

	<u>Original Budget</u>	<u>Final Budget</u>	<u>Actual</u>	Variance with Final Budget Positive (Negative)
Treasurer:				
Personal Services	145,697	134,197	125,675	8,522
Other Expenditures	22,196	33,696	33,614	82
Total Treasurer	167,893	167,893	159,289	8,604
Prosecuting Attorney:				
Personal Services	380,480	380,978	377,683	3,295
Materials and Supplies	8,500	2,300	2,290	10
Contractual Services	32,382	44,384	44,384	0
Other Expenditures	0	1,200	1,197	3
Total Prosecuting Attorney	421,362	428,862	425,554	3,308
Bureau of Inspection:				
Contractual Services	111,412	111,412	77,412	34,000
Total Bureau of Inspection	111,412	111,412	77,412	34,000
Data Processing Board:				
Contractual Services	82,543	82,543	58,464	24,079
Total Data Processing Board	82,543	82,543	58,464	24,079
Board of Elections:				
Personal Services	296,885	313,599	313,410	189
Materials and Supplies	9,000	27,420	26,562	858
Contractual Services	83,000	89,440	86,519	2,921
Other Expenditures	5,000	3,000	2,899	101
Total Board of Elections	393,885	433,459	429,390	4,069
Maintenance and Operation:				
Personal Services	204,500	204,500	195,441	9,059
Materials and Supplies	61,189	63,189	53,783	9,406
Contractual Services	575,002	418,181	397,626	20,555
Other Expenditures	18,900	19,400	16,706	2,694
Total Maintenance and Operation	859,591	705,270	663,556	41,714

(Continued)

KNOX COUNTY, OHIO**Schedule of Revenues, Expenditures and Changes in
Fund Balance – Budget and Actual (Non-GAAP Budgetary Basis)
Major Funds – General Fund
For the Year Ended December 31, 2012**

	<u>Original Budget</u>	<u>Final Budget</u>	<u>Actual</u>	Variance with Final Budget Positive (Negative)
Corporate Center - Maintenance and Operation:				
Personal Services	57,800	56,038	55,359	679
Materials and Supplies	2,175	975	839	136
Contractual Services	11,346	15,341	14,487	854
Other Expenditures	200	0	0	0
Total Corporate Center - Maintenance and Operation	71,521	72,354	70,685	1,669
Air Navigation and Facilities:				
Personal Services	115,020	123,617	122,566	1,051
Total Air Navigation and Facilities	115,020	123,617	122,566	1,051
Recorder:				
Personal Services	148,253	148,253	147,945	308
Total Recorder	148,253	148,253	147,945	308
Insurance, Pension and Taxes:				
Contractual Services	1,502,000	1,996,813	1,985,629	11,184
Total Insurance, Pension and Taxes	1,502,000	1,996,813	1,985,629	11,184
Agriculture:				
Contractual Services	415,157	415,157	415,157	0
Total Agriculture	415,157	415,157	415,157	0
Bike Path:				
Contractual Services	2,820	2,820	0	2,820
Total Bike Path	2,820	2,820	0	2,820
Total General Government - Legislative and Executive	5,457,872	5,842,463	5,667,322	175,141
General Government - Judicial:				
Court of Appeals:				
Contractual Services	8,000	8,000	7,584	416
Total Court of Appeals	8,000	8,000	7,584	416

(Continued)

KNOX COUNTY, OHIO**Schedule of Revenues, Expenditures and Changes in
Fund Balance – Budget and Actual (Non-GAAP Budgetary Basis)
Major Funds – General Fund
For the Year Ended December 31, 2012**

	<u>Original Budget</u>	<u>Final Budget</u>	<u>Actual</u>	Variance with Final Budget Positive (Negative)
Common Pleas Court:				
Personal Services	445,850	443,850	426,559	17,291
Materials and Supplies	9,496	11,496	9,815	1,681
Contractual Services	16,600	11,904	9,758	2,146
Other Expenditures	13,985	19,985	18,549	1,436
Total Common Pleas Court	485,931	487,235	464,681	22,554
Jury Commission:				
Personal Services	2,100	2,359	2,330	29
Contractual Services	500	500	30	470
Total Jury Commission	2,600	2,859	2,360	499
Juvenile Court:				
Materials and Supplies	4,500	6,100	5,556	544
Contractual Services	2,050	1,050	1,012	38
Other Expenditures	6,000	5,000	4,958	42
Total Juvenile Court	12,550	12,150	11,526	624
Juvenile Probation:				
Personal Services	342,750	327,072	325,471	1,601
Materials and Supplies	10,000	17,078	16,861	217
Contractual Services	266,750	275,750	274,765	985
Total Juvenile Probation	619,500	619,900	617,097	2,803
Probate Court:				
Personal Services	94,650	93,150	92,901	249
Materials and Supplies	5,000	8,000	7,978	22
Contractual Services	15,264	14,264	13,956	308
Other Expenditures	2,500	2,000	1,995	5
Total Probate Court	117,414	117,414	116,830	584
Clerk of Courts:				
Personal Services	235,214	213,958	205,521	8,437
Materials and Supplies	9,400	11,400	9,734	1,666
Contractual Services	7,149	21,405	18,460	2,945
Other Expenditures	1,628	6,628	4,939	1,689
Total Clerk of Courts	253,391	253,391	238,654	14,737

(Continued)

KNOX COUNTY, OHIO**Schedule of Revenues, Expenditures and Changes in
Fund Balance – Budget and Actual (Non-GAAP Budgetary Basis)
Major Funds – General Fund
For the Year Ended December 31, 2012**

	<u>Original Budget</u>	<u>Final Budget</u>	<u>Actual</u>	Variance with Final Budget Positive (Negative)
Municipal Court:				
Personal Services	99,150	99,150	93,432	5,718
Contractual Services	<u>15,750</u>	<u>15,750</u>	<u>13,102</u>	<u>2,648</u>
Total Municipal Court	114,900	114,900	106,534	8,366
Public Defender:				
Personal Services	317,190	328,553	327,766	787
Materials and Supplies	1,659	2,159	1,946	213
Contractual Services	<u>20,250</u>	<u>25,414</u>	<u>24,188</u>	<u>1,226</u>
Total Public Defender	<u>339,099</u>	<u>356,126</u>	<u>353,900</u>	<u>2,226</u>
Total General Government - Judicial	<u>1,953,385</u>	<u>1,971,975</u>	<u>1,919,166</u>	<u>52,809</u>
Public Safety:				
Sheriff:				
Personal Services	1,800,403	1,793,871	1,732,361	61,510
Materials and Supplies	22,707	24,307	22,015	2,292
Contractual Services	216,516	218,316	213,601	4,715
Other Expenditures	<u>17,065</u>	<u>12,465</u>	<u>11,785</u>	<u>680</u>
Total Sheriff	2,056,691	2,048,959	1,979,762	69,197
Jail:				
Personal Services	1,397,400	1,421,370	1,406,593	14,777
Materials and Supplies	9,653	9,653	7,341	2,312
Contractual Services	326,490	431,190	419,126	12,064
Other Expenditures	<u>4,700</u>	<u>4,700</u>	<u>1,923</u>	<u>2,777</u>
Total Jail	1,738,243	1,866,913	1,834,983	31,930
Coroner:				
Personal Services	59,965	62,115	61,051	1,064
Materials and Supplies	2,150	0	0	0
Contractual Services	49,380	61,380	58,949	2,431
Other Expenditures	<u>3,000</u>	<u>600</u>	<u>540</u>	<u>60</u>
Total Coroner	<u>114,495</u>	<u>124,095</u>	<u>120,540</u>	<u>3,555</u>
Total Public Safety	<u>3,909,429</u>	<u>4,039,967</u>	<u>3,935,285</u>	<u>104,682</u>

(Continued)

KNOX COUNTY, OHIO**Schedule of Revenues, Expenditures and Changes in
Fund Balance – Budget and Actual (Non-GAAP Budgetary Basis)
Major Funds – General Fund
For the Year Ended December 31, 2012**

	<u>Original Budget</u>	<u>Final Budget</u>	<u>Actual</u>	Variance with Final Budget Positive (Negative)
Public Works:				
Map Department:				
Personal Services	62,835	62,835	62,118	717
Materials and Supplies	2,000	2,000	1,411	589
Other Expenditures	1,200	1,200	129	1,071
Total Map Department	<u>66,035</u>	<u>66,035</u>	<u>63,658</u>	<u>2,377</u>
Buildings and Grounds:				
Contractual Services	75,000	14,462	13,226	1,236
Total Buildings and Grounds	<u>75,000</u>	<u>14,462</u>	<u>13,226</u>	<u>1,236</u>
Total Public Works	<u>141,035</u>	<u>80,497</u>	<u>76,884</u>	<u>3,613</u>
Health:				
Vital Statistics:				
Other Expenditures	1,000	1,000	793	207
Total Vital Statistics	<u>1,000</u>	<u>1,000</u>	<u>793</u>	<u>207</u>
Other Health:				
Other Expenditures	116,314	116,314	116,314	0
Total Other Health	<u>116,314</u>	<u>116,314</u>	<u>116,314</u>	<u>0</u>
Humane Society:				
Personal Services	8,500	8,500	6,319	2,181
Materials and Supplies	950	950	0	950
Contractual Services	1,700	1,700	1,699	1
Other Expenditures	2,679	2,679	1,178	1,501
Total Humane Society	<u>13,829</u>	<u>13,829</u>	<u>9,196</u>	<u>4,633</u>
Animal Control Officer:				
Personal Services	41,600	42,575	41,583	992
Other Expenditures	2,206	1,231	1,036	195
Total Animal Control Officer	<u>43,806</u>	<u>43,806</u>	<u>42,619</u>	<u>1,187</u>
Total Health	<u>174,949</u>	<u>174,949</u>	<u>168,922</u>	<u>6,027</u>

(Continued)

KNOX COUNTY, OHIO**Schedule of Revenues, Expenditures and Changes in
Fund Balance – Budget and Actual (Non-GAAP Budgetary Basis)
Major Funds – General Fund
For the Year Ended December 31, 2012**

	<u>Original Budget</u>	<u>Final Budget</u>	<u>Actual</u>	Variance with Final Budget Positive (Negative)
Human Services:				
Soldiers Relief:				
Personal Services	39,800	39,800	38,065	1,735
Materials and Supplies	6,000	6,000	5,579	421
Contractual Services	225,500	221,714	221,443	271
Total Soldiers Relief	<u>271,300</u>	<u>267,514</u>	<u>265,087</u>	<u>2,427</u>
Veterans Relief:				
Personal Services	255,600	250,386	246,441	3,945
Contractual Services	5,000	5,000	4,988	12
Other Expenditures	47,434	56,434	56,373	61
Total Veterans Relief	<u>308,034</u>	<u>311,820</u>	<u>307,802</u>	<u>4,018</u>
Total Human Services	<u>579,334</u>	<u>579,334</u>	<u>572,889</u>	<u>6,445</u>
Debt Service:				
Principal	21,695	550,637	550,637	0
Interest and Fiscal Charges	23,235	26,139	26,139	0
Capital Outlay	139,771	189,824	153,651	36,173
Total Expenditures	<u>12,400,705</u>	<u>13,455,785</u>	<u>13,070,895</u>	<u>384,890</u>
Excess (Deficiency) of Revenues Over (Under) Expenditures	(913,153)	(1,806,813)	(7,443)	1,799,370
Other Financing Sources (Uses):				
Other Financing Uses	(108,792)	(125,392)	(123,584)	1,808
Installment Loan	0	0	531,846	531,846
Transfers In	150,000	150,000	102,025	(47,975)
Transfers Out	(729,937)	(719,937)	(713,675)	6,262
Total Other Financing Sources (Uses)	<u>(688,729)</u>	<u>(695,329)</u>	<u>(203,388)</u>	<u>491,941</u>
Net Change in Fund Balance	(1,601,882)	(2,502,142)	(210,831)	2,291,311
Fund Balance at Beginning of Year	2,204,675	2,204,675	2,204,675	0
Prior Year Encumbrances	297,467	297,467	297,467	0
Fund Balance at End of Year	<u>\$ 900,260</u>	<u>\$ 0</u>	<u>\$ 2,291,311</u>	<u>\$ 2,291,311</u>

KNOX COUNTY, OHIO**Schedule of Revenues, Expenditures and Changes in
Fund Balance – Budget and Actual (Non-GAAP Budgetary Basis)
Major Funds – Special Revenue Fund
For the Year Ended December 31, 2012**

	<u>Original Budget</u>	<u>Final Budget</u>	<u>Actual</u>	Variance with Final Budget Positive (Negative)
Revenues:				
Intergovernmental Revenues	\$ 3,330,000	\$ 3,330,000	\$ 3,314,800	\$ (15,200)
All Other Revenues	<u>351,180</u>	<u>351,180</u>	<u>144,421</u>	<u>(206,759)</u>
Total Revenues	<u>3,681,180</u>	<u>3,681,180</u>	<u>3,459,221</u>	<u>(221,959)</u>
Expenditures:				
Human Services:				
Personal Services	2,848,000	2,976,000	2,419,527	556,473
Materials and Supplies	75,750	87,750	67,095	20,655
Contractual Services	1,161,094	887,607	348,524	539,083
Other Expenditures	328,715	434,415	366,456	67,959
Capital Outlay	<u>37,500</u>	<u>29,300</u>	<u>18,924</u>	<u>10,376</u>
Total Expenditures	<u>4,451,059</u>	<u>4,415,072</u>	<u>3,220,526</u>	<u>1,194,546</u>
Excess (Deficiency) of Revenues Over (Under) Expenditures	(769,879)	(733,892)	238,695	972,587
Other Financing Sources (Uses):				
Transfers In	160,000	160,000	158,937	(1,063)
Transfers Out	<u>(250,000)</u>	<u>(285,988)</u>	<u>(285,988)</u>	<u>0</u>
Total Other Financing Sources (Uses)	<u>(90,000)</u>	<u>(125,988)</u>	<u>(127,051)</u>	<u>(1,063)</u>
Net Change in Fund Balance	(859,879)	(859,880)	111,644	971,524
Fund Balance at Beginning of Year	3,209,794	3,209,794	3,209,794	0
Prior Year Encumbrances	<u>183,360</u>	<u>183,360</u>	<u>183,360</u>	<u>0</u>
Fund Balance at End of Year	<u>\$ 2,533,275</u>	<u>\$ 2,533,274</u>	<u>\$ 3,504,798</u>	<u>\$ 971,524</u>

KNOX COUNTY, OHIO**Schedule of Revenues, Expenditures and Changes in
Fund Balance – Budget and Actual (Non-GAAP Budgetary Basis)
Major Funds – Special Revenue Fund
For the Year Ended December 31, 2012****MOTOR VEHICLE AND GASOLINE TAX FUND**

	<u>Original Budget</u>	<u>Final Budget</u>	<u>Actual</u>	Variance with Final Budget Positive (Negative)
Revenues:				
Intergovernmental Revenues	\$ 4,890,000	\$ 4,890,000	\$ 4,970,024	\$ 80,024
Charges for Services	4,000	4,000	4,680	680
Investment Earnings	3,000	3,000	1,330	(1,670)
Fines and Forfeitures	9,000	9,000	6,307	(2,693)
All Other Revenues	15,500	15,500	82,292	66,792
Total Revenues	<u>4,921,500</u>	<u>4,921,500</u>	<u>5,064,633</u>	<u>143,133</u>
Expenditures:				
Public Works:				
Personal Services	2,220,639	2,338,205	2,281,974	56,231
Materials and Supplies	954,987	1,045,749	978,640	67,109
Contractual Services	1,625,657	1,956,243	1,921,674	34,569
Other Expenditures	35,175	44,812	41,742	3,070
Intergovernmental	107,892	114,552	108,417	6,135
Capital Outlay	186,520	304,757	304,461	296
Total Expenditures	<u>5,130,870</u>	<u>5,804,318</u>	<u>5,636,908</u>	<u>167,410</u>
Excess (Deficiency) of Revenues Over (Under) Expenditures	(209,370)	(882,818)	(572,275)	310,543
Fund Balance at Beginning of Year	1,155,085	1,155,085	1,155,085	0
Prior Year Encumbrances	209,370	209,370	209,370	0
Fund Balance at End of Year	<u>\$ 1,155,085</u>	<u>\$ 481,637</u>	<u>\$ 792,180</u>	<u>\$ 310,543</u>

KNOX COUNTY, OHIO**Schedule of Revenues, Expenditures and Changes in
Fund Balance – Budget and Actual (Non-GAAP Budgetary Basis)
Major Funds – Special Revenue Fund
For the Year Ended December 31, 2012**

	<u>Original Budget</u>	<u>Final Budget</u>	<u>Actual</u>	Variance with Final Budget Positive (Negative)
CHILDREN SERVICES BOARD FUND				
Revenues:				
Taxes	\$ 830,879	\$ 830,879	\$ 884,499	\$ 53,620
Intergovernmental Revenues	265,072	265,072	1,004,613	739,541
Charges for Services	115,000	115,000	156,721	41,721
All Other Revenues	7,100	7,100	6,900	(200)
Total Revenues	<u>1,218,051</u>	<u>1,218,051</u>	<u>2,052,733</u>	<u>834,682</u>
Expenditures:				
Human Services:				
Personal Services	1,096,000	1,215,000	1,190,543	24,457
Materials and Supplies	17,000	17,000	4,933	12,067
Contractual Services	1,007,207	1,007,207	577,541	429,666
Other Expenditures	789,716	670,716	360,968	309,748
Capital Outlay	25,000	25,000	611	24,389
Total Expenditures	<u>2,934,923</u>	<u>2,934,923</u>	<u>2,134,596</u>	<u>800,327</u>
Excess (Deficiency) of Revenues Over (Under) Expenditures	(1,716,872)	(1,716,872)	(81,863)	1,635,009
Fund Balance at Beginning of Year	3,593,078	3,593,078	3,593,078	0
Prior Year Encumbrances	114,923	114,923	114,923	0
Fund Balance at End of Year	<u>\$ 1,991,129</u>	<u>\$ 1,991,129</u>	<u>\$ 3,626,138</u>	<u>\$ 1,635,009</u>

KNOX COUNTY, OHIO**Schedule of Revenues, Expenditures and Changes in
Fund Balance – Budget and Actual (Non-GAAP Budgetary Basis)
Major Funds – Special Revenue Fund
For the Year Ended December 31, 2012**

	<u>Original Budget</u>	<u>Final Budget</u>	<u>Actual</u>	Variance with Final Budget Positive (Negative)
DEVELOPMENT DISABILITIES FUND				
Revenues:				
Taxes	\$ 3,660,000	\$ 3,660,000	\$ 3,790,555	\$ 130,555
Intergovernmental Revenues	2,069,300	2,159,582	2,451,800	292,218
All Other Revenues	233,172	240,081	216,486	(23,595)
Total Revenues	<u>5,962,472</u>	<u>6,059,663</u>	<u>6,458,841</u>	<u>399,178</u>
Expenditures:				
Human Services:				
Personal Services	2,192,078	2,167,773	2,069,592	98,181
Materials and Supplies	297,500	65,550	41,784	23,766
Contractual Services	3,315,650	6,819,455	4,798,174	2,021,281
Other Expenditures	22,000	22,000	13,950	8,050
Capital Outlay	138,050	564,050	543,786	20,264
Total Expenditures	<u>5,965,278</u>	<u>9,638,828</u>	<u>7,467,286</u>	<u>2,171,542</u>
Excess (Deficiency) of Revenues Over (Under) Expenditures	(2,806)	(3,579,165)	(1,008,445)	2,570,720
Other Financing Sources (Uses):				
Transfers In	1,705,000	1,705,000	0	(1,705,000)
Transfers Out	(1,676,000)	(3,352,000)	0	3,352,000
Advances In	0	19,000	0	(19,000)
Advances Out	0	(19,000)	0	19,000
Total Other Financing Sources (Uses)	<u>29,000</u>	<u>(1,647,000)</u>	<u>0</u>	<u>1,647,000</u>
Net Change in Fund Balance	26,194	(5,226,165)	(1,008,445)	4,217,720
Fund Balance at Beginning of Year	<u>8,070,993</u>	<u>8,070,993</u>	<u>8,070,993</u>	<u>0</u>
Fund Balance at End of Year	<u>\$ 8,097,187</u>	<u>\$ 2,844,828</u>	<u>\$ 7,062,548</u>	<u>\$ 4,217,720</u>

KNOX COUNTY, OHIO**Schedule of Revenues, Expenditures and Changes in
Fund Balance – Budget and Actual (Non-GAAP Budgetary Basis)
Nonmajor Special Revenue Funds
For the Year Ended December 31, 2012**

	<u>Original Budget</u>	<u>Final Budget</u>	<u>Actual</u>	Variance with Final Budget Positive (Negative)
Revenues:				
Intergovernmental Revenues	\$ 0	\$ 0	\$ 6,000	\$ 6,000
Charges for Services	23,400	23,400	35,810	12,410
Licenses and Permits	176,000	176,000	189,928	13,928
Fines and Forfeitures	2,000	2,000	4,988	2,988
All Other Revenues	10,200	10,200	7,142	(3,058)
Total Revenues	<u>211,600</u>	<u>211,600</u>	<u>243,868</u>	<u>32,268</u>
Expenditures:				
Health:				
Personal Services	143,200	150,707	147,954	2,753
Materials and Supplies	27,385	28,335	25,404	2,931
Contractual Services	73,931	65,274	61,069	4,205
Other Expenditures	8,155	10,855	10,336	519
Capital Outlay	3,850	3,850	3,601	249
Total Expenditures	<u>256,521</u>	<u>259,021</u>	<u>248,364</u>	<u>10,657</u>
Excess (Deficiency) of Revenues Over (Under) Expenditures	(44,921)	(47,421)	(4,496)	42,925
Fund Balance at Beginning of Year	91,020	91,020	91,020	0
Prior Year Encumbrances	9,021	9,021	9,021	0
Fund Balance at End of Year	<u>\$ 55,120</u>	<u>\$ 52,620</u>	<u>\$ 95,545</u>	<u>\$ 42,925</u>

KNOX COUNTY, OHIO

**Schedule of Revenues, Expenditures and Changes in
Fund Balance – Budget and Actual (Non-GAAP Budgetary Basis)
Nonmajor Special Revenue Funds
For the Year Ended December 31, 2012**

	<u>Original Budget</u>	<u>Final Budget</u>	<u>Actual</u>	Variance with Final Budget Positive (Negative)
Revenues:				
Charges for Services	\$ 7,300	\$ 7,300	\$ 7,174	\$ (126)
All Other Revenues	<u>200</u>	<u>200</u>	<u>0</u>	<u>(200)</u>
Total Revenues	<u>7,500</u>	<u>7,500</u>	<u>7,174</u>	<u>(326)</u>
Expenditures:				
General Government - Judicial:				
Contractual Services	<u>7,603</u>	<u>7,603</u>	<u>6,468</u>	<u>1,135</u>
Total Expenditures	<u>7,603</u>	<u>7,603</u>	<u>6,468</u>	<u>1,135</u>
Excess (Deficiency) of Revenues Over (Under) Expenditures	(103)	(103)	706	809
Fund Balance at Beginning of Year	<u>103</u>	<u>103</u>	<u>103</u>	<u>0</u>
Fund Balance at End of Year	<u>\$ 0</u>	<u>\$ 0</u>	<u>\$ 809</u>	<u>\$ 809</u>

KNOX COUNTY, OHIO

**Schedule of Revenues, Expenditures and Changes in
Fund Balance – Budget and Actual (Non-GAAP Budgetary Basis)
Nonmajor Special Revenue Funds
For the Year Ended December 31, 2012**

	<u>Original Budget</u>	<u>Final Budget</u>	<u>Actual</u>	Variance with Final Budget Positive (Negative)
Revenues:				
Charges for Services	<u>\$ 1,000</u>	<u>\$ 1,000</u>	<u>\$ 1,248</u>	<u>\$ 248</u>
Total Revenues	<u>1,000</u>	<u>1,000</u>	<u>1,248</u>	<u>248</u>
Expenditures:				
General Government - Judicial:				
Other Expenditures	<u>4,847</u>	<u>4,847</u>	<u>0</u>	<u>4,847</u>
Total Expenditures	<u>4,847</u>	<u>4,847</u>	<u>0</u>	<u>4,847</u>
Excess (Deficiency) of				
Revenues Over (Under) Expenditures	(3,847)	(3,847)	1,248	5,095
Fund Balance at Beginning of Year	<u>3,847</u>	<u>3,847</u>	<u>3,847</u>	<u>0</u>
Fund Balance at End of Year	<u>\$ 0</u>	<u>\$ 0</u>	<u>\$ 5,095</u>	<u>\$ 5,095</u>

KNOX COUNTY, OHIO

**Schedule of Revenues, Expenditures and Changes in
Fund Balance – Budget and Actual (Non-GAAP Budgetary Basis)
Nonmajor Special Revenue Funds
For the Year Ended December 31, 2012**

COURTS COMPUTER FUND

	<u>Original Budget</u>	<u>Final Budget</u>	<u>Actual</u>	Variance with Final Budget Positive (Negative)
Revenues:				
Charges for Services	\$ 30,250	\$ 30,250	\$ 31,755	\$ 1,505
Investment Earnings	50	50	6	(44)
All Other Revenues	<u>100</u>	<u>100</u>	<u>0</u>	<u>(100)</u>
Total Revenues	<u>30,400</u>	<u>30,400</u>	<u>31,761</u>	<u>1,361</u>
Expenditures:				
General Government - Judicial:				
Materials and Supplies	1,000	1,000	0	1,000
Contractual Services	6,890	6,890	1,133	5,757
Other Expenditures	25,255	25,255	21,055	4,200
Capital Outlay	<u>15,390</u>	<u>15,390</u>	<u>4,419</u>	<u>10,971</u>
Total Expenditures	<u>48,535</u>	<u>48,535</u>	<u>26,607</u>	<u>21,928</u>
Excess (Deficiency) of Revenues Over (Under) Expenditures	(18,135)	(18,135)	5,154	23,289
Fund Balance at Beginning of Year	18,457	18,457	18,457	0
Prior Year Encumbrances	<u>255</u>	<u>255</u>	<u>255</u>	<u>0</u>
Fund Balance at End of Year	<u>\$ 577</u>	<u>\$ 577</u>	<u>\$ 23,866</u>	<u>\$ 23,289</u>

KNOX COUNTY, OHIO

***Schedule of Revenues, Expenditures and Changes in
Fund Balance – Budget and Actual (Non-GAAP Budgetary Basis)
Nonmajor Special Revenue Funds
For the Year Ended December 31, 2012***

	<u>Original Budget</u>	<u>Final Budget</u>	<u>Actual</u>	Variance with Final Budget Positive (Negative)
Revenues:				
Charges for Services	<u>\$ 43,000</u>	<u>\$ 43,000</u>	<u>\$ 44,004</u>	<u>\$ 1,004</u>
Total Revenues	<u>43,000</u>	<u>43,000</u>	<u>44,004</u>	<u>1,004</u>
Expenditures:				
General Government - Legislative and Executive:				
Contractual Services	44,713	40,713	37,615	3,098
Other Expenditures	4,000	8,000	4,416	3,584
Capital Outlay	<u>10,000</u>	<u>10,000</u>	<u>4,733</u>	<u>5,267</u>
Total Expenditures	<u>58,713</u>	<u>58,713</u>	<u>46,764</u>	<u>11,949</u>
Excess (Deficiency) of Revenues Over (Under) Expenditures	(15,713)	(15,713)	(2,760)	12,953
Fund Balance at Beginning of Year	11,351	11,351	11,351	0
Prior Year Encumbrances	<u>4,713</u>	<u>4,713</u>	<u>4,713</u>	<u>0</u>
Fund Balance at End of Year	<u>\$ 351</u>	<u>\$ 351</u>	<u>\$ 13,304</u>	<u>\$ 12,953</u>

KNOX COUNTY, OHIO

**Schedule of Revenues, Expenditures and Changes in
Fund Balance – Budget and Actual (Non-GAAP Budgetary Basis)
Nonmajor Special Revenue Funds
For the Year Ended December 31, 2012**

	<u>Original Budget</u>	<u>Final Budget</u>	<u>Actual</u>	Variance with Final Budget Positive (Negative)
Revenues:				
Charges for Services	<u>\$ 2,700</u>	<u>\$ 2,700</u>	<u>\$ 3,426</u>	<u>\$ 726</u>
Total Revenues	<u>2,700</u>	<u>2,700</u>	<u>3,426</u>	<u>726</u>
Expenditures:				
General Government - Judicial:				
Other Expenditures	<u>10,708</u>	<u>10,708</u>	<u>854</u>	<u>9,854</u>
Total Expenditures	<u>10,708</u>	<u>10,708</u>	<u>854</u>	<u>9,854</u>
Excess (Deficiency) of Revenues Over (Under) Expenditures	(8,008)	(8,008)	2,572	10,580
Fund Balance at Beginning of Year	<u>8,008</u>	<u>8,008</u>	<u>8,008</u>	<u>0</u>
Fund Balance at End of Year	<u>\$ 0</u>	<u>\$ 0</u>	<u>\$ 10,580</u>	<u>\$ 10,580</u>

KNOX COUNTY, OHIO

***Schedule of Revenues, Expenditures and Changes in
Fund Balance – Budget and Actual (Non-GAAP Budgetary Basis)
Nonmajor Special Revenue Funds
For the Year Ended December 31, 2012***

	<u>Original Budget</u>	<u>Final Budget</u>	<u>Actual</u>	Variance with Final Budget Positive (Negative)
Revenues:				
All Other Revenues	<u>\$ 6,000</u>	<u>\$ 6,000</u>	<u>\$ 6,009</u>	<u>\$ 9</u>
Total Revenues	<u>6,000</u>	<u>6,000</u>	<u>6,009</u>	<u>9</u>
Expenditures:				
Public Safety:				
Personal Services	<u>13,430</u>	<u>14,051</u>	<u>13,409</u>	<u>642</u>
Other Expenditures	<u>774</u>	<u>153</u>	<u>0</u>	<u>153</u>
Total Expenditures	<u>14,204</u>	<u>14,204</u>	<u>13,409</u>	<u>795</u>
Excess (Deficiency) of Revenues Over (Under) Expenditures	<u>(8,204)</u>	<u>(8,204)</u>	<u>(7,400)</u>	<u>804</u>
Other Financing Sources (Uses):				
Transfers In	<u>8,000</u>	<u>8,000</u>	<u>8,000</u>	<u>0</u>
Total Other Financing Sources (Uses)	<u>8,000</u>	<u>8,000</u>	<u>8,000</u>	<u>0</u>
Net Change in Fund Balance	<u>(204)</u>	<u>(204)</u>	<u>600</u>	<u>804</u>
Fund Balance at Beginning of Year	<u>204</u>	<u>204</u>	<u>204</u>	<u>0</u>
Fund Balance at End of Year	<u>\$ 0</u>	<u>\$ 0</u>	<u>\$ 804</u>	<u>\$ 804</u>

KNOX COUNTY, OHIO

**Schedule of Revenues, Expenditures and Changes in
Fund Balance – Budget and Actual (Non-GAAP Budgetary Basis)
Nonmajor Special Revenue Funds
For the Year Ended December 31, 2012**

	<u>Original Budget</u>	<u>Final Budget</u>	<u>Actual</u>	Variance with Final Budget Positive (Negative)
Revenues:				
Total Revenues	<u>\$ 0</u>	<u>\$ 0</u>	<u>\$ 0</u>	<u>\$ 0</u>
Expenditures:				
Public Safety:				
Other Expenditures	<u>98</u>	<u>98</u>	<u>0</u>	<u>98</u>
Total Expenditures	<u>98</u>	<u>98</u>	<u>0</u>	<u>98</u>
Excess (Deficiency) of Revenues Over (Under) Expenditures	(98)	(98)	0	98
Fund Balance at Beginning of Year	<u>98</u>	<u>98</u>	<u>98</u>	<u>0</u>
Fund Balance at End of Year	<u>\$ 0</u>	<u>\$ 0</u>	<u>\$ 98</u>	<u>\$ 98</u>

KNOX COUNTY, OHIO

**Schedule of Revenues, Expenditures and Changes in
Fund Balance – Budget and Actual (Non-GAAP Budgetary Basis)
Nonmajor Special Revenue Funds
For the Year Ended December 31, 2012**

	<u>Original Budget</u>	<u>Final Budget</u>	<u>Actual</u>	Variance with Final Budget Positive (Negative)
Revenues:				
Fines and Forfeitures	\$ 27,000	\$ 27,000	\$ 33,473	\$ 6,473
All Other Revenues	<u>20</u>	<u>20</u>	<u>308</u>	<u>288</u>
Total Revenues	<u>27,020</u>	<u>27,020</u>	<u>33,781</u>	<u>6,761</u>
Expenditures:				
Public Safety:				
Personal Services	17,850	23,550	18,586	4,964
Other Expenditures	<u>61,765</u>	<u>56,065</u>	<u>3,514</u>	<u>52,551</u>
Total Expenditures	<u>79,615</u>	<u>79,615</u>	<u>22,100</u>	<u>57,515</u>
Excess (Deficiency) of Revenues Over (Under) Expenditures	(52,595)	(52,595)	11,681	64,276
Fund Balance at Beginning of Year	<u>52,595</u>	<u>52,595</u>	<u>52,595</u>	<u>0</u>
Fund Balance at End of Year	<u>\$ 0</u>	<u>\$ 0</u>	<u>\$ 64,276</u>	<u>\$ 64,276</u>

KNOX COUNTY, OHIO

***Schedule of Revenues, Expenditures and Changes in
Fund Balance – Budget and Actual (Non-GAAP Budgetary Basis)
Nonmajor Special Revenue Funds
For the Year Ended December 31, 2012***

DRUG SCREENS FUND

	<u>Original Budget</u>	<u>Final Budget</u>	<u>Actual</u>	Variance with Final Budget Positive (Negative)
Revenues:				
Intergovernmental Revenues	\$ 0	\$ 10,000	\$ 10,000	\$ 0
All Other Revenues	<u>0</u>	<u>1,111</u>	<u>1,111</u>	<u>0</u>
Total Revenues	<u>0</u>	<u>11,111</u>	<u>11,111</u>	<u>0</u>
Expenditures:				
Public Safety:				
Contractual Services	<u>0</u>	<u>11,111</u>	<u>11,111</u>	<u>0</u>
Total Expenditures	<u>0</u>	<u>11,111</u>	<u>11,111</u>	<u>0</u>
Excess (Deficiency) of Revenues Over (Under) Expenditures	0	0	0	0
Fund Balance at Beginning of Year	<u>0</u>	<u>0</u>	<u>0</u>	<u>0</u>
Fund Balance at End of Year	<u>\$ 0</u>	<u>\$ 0</u>	<u>\$ 0</u>	<u>\$ 0</u>

KNOX COUNTY, OHIO**Schedule of Revenues, Expenditures and Changes in
Fund Balance – Budget and Actual (Non-GAAP Budgetary Basis)
Nonmajor Special Revenue Funds
For the Year Ended December 31, 2012****JUVENILE COURT SOCIAL WORKERS FUND**

	<u>Original Budget</u>	<u>Final Budget</u>	<u>Actual</u>	Variance with Final Budget Positive (Negative)
Revenues:				
Intergovernmental Revenues	\$ 75	\$ 75	\$ 100	\$ 25
All Other Revenues	<u>30,000</u>	<u>30,000</u>	<u>19,601</u>	<u>(10,399)</u>
Total Revenues	<u>30,075</u>	<u>30,075</u>	<u>19,701</u>	<u>(10,374)</u>
Expenditures:				
Public Safety:				
Personal Services	38,740	44,740	12,944	31,796
Materials and Supplies	2,000	2,000	0	2,000
Contractual Services	25,005	14,505	0	14,505
Other Expenditures	22,463	16,463	6,171	10,292
Capital Outlay	<u>2,000</u>	<u>2,000</u>	<u>0</u>	<u>2,000</u>
Total Expenditures	<u>90,208</u>	<u>79,708</u>	<u>19,115</u>	<u>60,593</u>
Excess (Deficiency) of Revenues Over (Under) Expenditures	(60,133)	(49,633)	586	50,219
Other Financing Sources (Uses):				
Advances Out	<u>0</u>	<u>(10,500)</u>	<u>(10,500)</u>	<u>0</u>
Total Other Financing Sources (Uses)	<u>0</u>	<u>(10,500)</u>	<u>(10,500)</u>	<u>0</u>
Net Change in Fund Balance	(60,133)	(60,133)	(9,914)	50,219
Fund Balance at Beginning of Year	<u>60,133</u>	<u>60,133</u>	<u>60,133</u>	<u>0</u>
Fund Balance at End of Year	<u>\$ 0</u>	<u>\$ 0</u>	<u>\$ 50,219</u>	<u>\$ 50,219</u>

KNOX COUNTY, OHIO**Schedule of Revenues, Expenditures and Changes in
Fund Balance – Budget and Actual (Non-GAAP Budgetary Basis)
Nonmajor Special Revenue Funds
For the Year Ended December 31, 2012****AUTOMATED TITLE PROCESSING FUND**

	<u>Original Budget</u>	<u>Final Budget</u>	<u>Actual</u>	Variance with Final Budget Positive (Negative)
Revenues:				
Charges for Services	\$ 275,000	\$ 320,000	\$ 361,538	\$ 41,538
All Other Revenues	250	250	170	(80)
Total Revenues	<u>275,250</u>	<u>320,250</u>	<u>361,708</u>	<u>41,458</u>
Expenditures:				
General Government - Judicial:				
Personal Services	199,042	218,206	216,262	1,944
Materials and Supplies	7,759	8,759	8,131	628
Contractual Services	27,362	27,162	26,840	322
Other Expenditures	3,372	3,372	3,156	216
Capital Outlay	40,000	0	0	0
Total Expenditures	<u>277,535</u>	<u>257,499</u>	<u>254,389</u>	<u>3,110</u>
Excess (Deficiency) of Revenues Over (Under) Expenditures	(2,285)	62,751	107,319	44,568
Other Financing Sources (Uses):				
Transfers Out	<u>(44,778)</u>	<u>(109,814)</u>	<u>(100,000)</u>	<u>9,814</u>
Total Other Financing Sources (Uses)	<u>(44,778)</u>	<u>(109,814)</u>	<u>(100,000)</u>	<u>9,814</u>
Net Change in Fund Balance	(47,063)	(47,063)	7,319	54,382
Fund Balance at Beginning of Year	44,504	44,504	44,504	0
Prior Year Encumbrances	3,693	3,693	3,693	0
Fund Balance at End of Year	<u>\$ 1,134</u>	<u>\$ 1,134</u>	<u>\$ 55,516</u>	<u>\$ 54,382</u>

KNOX COUNTY, OHIO

**Schedule of Revenues, Expenditures and Changes in
Fund Balance – Budget and Actual (Non-GAAP Budgetary Basis)
Nonmajor Special Revenue Funds
For the Year Ended December 31, 2012**

	<u>Original Budget</u>	<u>Final Budget</u>	<u>Actual</u>	Variance with Final Budget Positive (Negative)
Revenues:				
Fines and Forfeitures	<u>\$ 34,000</u>	<u>\$ 34,000</u>	<u>\$ 43,358</u>	<u>\$ 9,358</u>
Total Revenues	<u>34,000</u>	<u>34,000</u>	<u>43,358</u>	<u>9,358</u>
Expenditures:				
General Government - Judicial:				
Personal Services	1,700	1,700	1,519	181
Materials and Supplies	6,000	6,000	2,354	3,646
Contractual Services	40,000	40,000	30,447	9,553
Other Expenditures	850	850	0	850
Capital Outlay	<u>1,500</u>	<u>1,500</u>	<u>0</u>	<u>1,500</u>
Total Expenditures	<u>50,050</u>	<u>50,050</u>	<u>34,320</u>	<u>15,730</u>
Excess (Deficiency) of Revenues Over (Under) Expenditures	(16,050)	(16,050)	9,038	25,088
Fund Balance at Beginning of Year	<u>22,022</u>	<u>22,022</u>	<u>22,022</u>	<u>0</u>
Fund Balance at End of Year	<u>\$ 5,972</u>	<u>\$ 5,972</u>	<u>\$ 31,060</u>	<u>\$ 25,088</u>

KNOX COUNTY, OHIO

**Schedule of Revenues, Expenditures and Changes in
Fund Balance – Budget and Actual (Non-GAAP Budgetary Basis)
Nonmajor Special Revenue Funds
For the Year Ended December 31, 2012**

	<u>Original Budget</u>	<u>Final Budget</u>	<u>Actual</u>	Variance with Final Budget Positive (Negative)
Revenues:				
Taxes	\$ 103,000	\$ 103,000	\$ 107,138	\$ 4,138
Special Assessments	3,700	3,700	18,054	14,354
All Other Revenues	<u>100,000</u>	<u>100,000</u>	<u>118,368</u>	<u>18,368</u>
Total Revenues	<u>206,700</u>	<u>206,700</u>	<u>243,560</u>	<u>36,860</u>
Expenditures:				
General Government - Legislative and Executive:				
Personal Services	85,247	92,608	88,864	3,744
Materials and Supplies	3,000	3,000	0	3,000
Contractual Services	71,500	102,700	96,489	6,211
Other Expenditures	<u>53,304</u>	<u>60,743</u>	<u>57,007</u>	<u>3,736</u>
Total Expenditures	<u>213,051</u>	<u>259,051</u>	<u>242,360</u>	<u>16,691</u>
Excess (Deficiency) of Revenues Over (Under) Expenditures	(6,351)	(52,351)	1,200	53,551
Fund Balance at Beginning of Year	89,070	89,070	89,070	0
Prior Year Encumbrances	<u>3,304</u>	<u>3,304</u>	<u>3,304</u>	<u>0</u>
Fund Balance at End of Year	<u>\$ 86,023</u>	<u>\$ 40,023</u>	<u>\$ 93,574</u>	<u>\$ 53,551</u>

KNOX COUNTY, OHIO**Schedule of Revenues, Expenditures and Changes in
Fund Balance – Budget and Actual (Non-GAAP Budgetary Basis)
Nonmajor Special Revenue Funds
For the Year Ended December 31, 2012**

	<u>Original Budget</u>	<u>Final Budget</u>	<u>Actual</u>	Variance with Final Budget Positive (Negative)
Revenues:				
Intergovernmental Revenues	\$ 30,422	\$ 30,422	\$ 27,254	\$ (3,168)
All Other Revenues	<u>0</u>	<u>0</u>	<u>20</u>	<u>20</u>
Total Revenues	<u>30,422</u>	<u>30,422</u>	<u>27,274</u>	<u>(3,148)</u>
Expenditures:				
General Government - Legislative and Executive:				
Personal Services	38,053	37,592	37,328	264
Materials and Supplies	397	468	173	295
Contractual Services	1,740	2,792	1,781	1,011
Other Expenditures	<u>500</u>	<u>404</u>	<u>404</u>	<u>0</u>
Total Expenditures	<u>40,690</u>	<u>41,256</u>	<u>39,686</u>	<u>1,570</u>
Excess (Deficiency) of Revenues Over (Under) Expenditures	(10,268)	(10,834)	(12,412)	(1,578)
Other Financing Sources (Uses):				
Transfers In	<u>9,548</u>	<u>9,548</u>	<u>9,488</u>	<u>(60)</u>
Total Other Financing Sources (Uses)	<u>9,548</u>	<u>9,548</u>	<u>9,488</u>	<u>(60)</u>
Net Change in Fund Balance	(720)	(1,286)	(2,924)	(1,638)
Fund Balance at Beginning of Year	8,807	8,807	8,807	0
Prior Year Encumbrances	<u>720</u>	<u>720</u>	<u>720</u>	<u>0</u>
Fund Balance at End of Year	<u>\$ 8,807</u>	<u>\$ 8,241</u>	<u>\$ 6,603</u>	<u>\$ (1,638)</u>

KNOX COUNTY, OHIO**Schedule of Revenues, Expenditures and Changes in
Fund Balance – Budget and Actual (Non-GAAP Budgetary Basis)
Nonmajor Special Revenue Funds
For the Year Ended December 31, 2012**

	<u>Original Budget</u>	<u>Final Budget</u>	<u>Actual</u>	Variance with Final Budget Positive (Negative)
Revenues:				
Intergovernmental Revenues	\$ 18,600	\$ 18,600	\$ 19,751	\$ 1,151
All Other Revenues	20	20	10	(10)
Total Revenues	<u>18,620</u>	<u>18,620</u>	<u>19,761</u>	<u>1,141</u>
Expenditures:				
Public Safety:				
Personal Services	19,300	17,657	16,900	757
Materials and Supplies	0	1,146	1,128	18
Other Expenditures	200	697	418	279
Capital Outlay	807	807	724	83
Total Expenditures	<u>20,307</u>	<u>20,307</u>	<u>19,170</u>	<u>1,137</u>
Excess (Deficiency) of Revenues Over (Under) Expenditures	(1,687)	(1,687)	591	2,278
Other Financing Sources (Uses):				
Transfers In	1,300	1,300	0	(1,300)
Total Other Financing Sources (Uses)	<u>1,300</u>	<u>1,300</u>	<u>0</u>	<u>(1,300)</u>
Net Change in Fund Balance	(387)	(387)	591	978
Fund Balance at Beginning of Year	387	387	387	0
Fund Balance at End of Year	<u>\$ 0</u>	<u>\$ 0</u>	<u>\$ 978</u>	<u>\$ 978</u>

KNOX COUNTY, OHIO

**Schedule of Revenues, Expenditures and Changes in
Fund Balance – Budget and Actual (Non-GAAP Budgetary Basis)
Nonmajor Special Revenue Funds
For the Year Ended December 31, 2012**

	<u>Original Budget</u>	<u>Final Budget</u>	<u>Actual</u>	Variance with Final Budget Positive (Negative)
Revenues:				
Total Revenues	<u>\$ 0</u>	<u>\$ 0</u>	<u>\$ 0</u>	<u>\$ 0</u>
Expenditures:				
Public Safety:				
Materials and Supplies	<u> 3,268</u>	<u> 3,268</u>	<u> 0</u>	<u> 3,268</u>
Total Expenditures	<u> 3,268</u>	<u> 3,268</u>	<u> 0</u>	<u> 3,268</u>
Excess (Deficiency) of				
Revenues Over (Under) Expenditures	<u>(3,268)</u>	<u>(3,268)</u>	<u> 0</u>	<u> 3,268</u>
Fund Balance at Beginning of Year	<u> 3,268</u>	<u> 3,268</u>	<u> 3,268</u>	<u> 0</u>
Fund Balance at End of Year	<u>\$ 0</u>	<u>\$ 0</u>	<u>\$ 3,268</u>	<u>\$ 3,268</u>

KNOX COUNTY, OHIO

**Schedule of Revenues, Expenditures and Changes in
Fund Balance – Budget and Actual (Non-GAAP Budgetary Basis)
Nonmajor Special Revenue Funds
For the Year Ended December 31, 2012**

COMMON PLEAS JAIL DIVERSION GRANT FUND

	<u>Original Budget</u>	<u>Final Budget</u>	<u>Actual</u>	Variance with Final Budget Positive (Negative)
Revenues:				
Intergovernmental Revenues	\$ 61,870	\$ 61,870	\$ 61,870	\$ 0
Total Revenues	<u>61,870</u>	<u>61,870</u>	<u>61,870</u>	<u>0</u>
Expenditures:				
Public Safety:				
Personal Services	66,020	66,020	61,234	4,786
Materials and Supplies	4,400	4,400	0	4,400
Capital Outlay	<u>2,565</u>	<u>2,565</u>	<u>0</u>	<u>2,565</u>
Total Expenditures	<u>72,985</u>	<u>72,985</u>	<u>61,234</u>	<u>11,751</u>
Excess (Deficiency) of Revenues Over (Under) Expenditures	(11,115)	(11,115)	636	11,751
Fund Balance at Beginning of Year	<u>11,115</u>	<u>11,115</u>	<u>11,115</u>	<u>0</u>
Fund Balance at End of Year	<u>\$ 0</u>	<u>\$ 0</u>	<u>\$ 11,751</u>	<u>\$ 11,751</u>

KNOX COUNTY, OHIO

**Schedule of Revenues, Expenditures and Changes in
Fund Balance – Budget and Actual (Non-GAAP Budgetary Basis)
Nonmajor Special Revenue Funds
For the Year Ended December 31, 2012**

BYRNE DRUG COURT FUND

	<u>Original Budget</u>	<u>Final Budget</u>	<u>Actual</u>	Variance with Final Budget Positive (Negative)
Revenues:				
Intergovernmental Revenues	\$ 0	\$ 11,250	\$ 1,688	\$ (9,562)
Total Revenues	<u>0</u>	<u>11,250</u>	<u>1,688</u>	<u>(9,562)</u>
Expenditures:				
Public Safety:				
Contractual Services	<u>0</u>	<u>11,250</u>	<u>10,210</u>	<u>1,040</u>
Total Expenditures	<u>0</u>	<u>11,250</u>	<u>10,210</u>	<u>1,040</u>
Excess (Deficiency) of Revenues Over (Under) Expenditures	0	0	(8,522)	(8,522)
Other Financing Sources (Uses):				
Advances In	<u>0</u>	<u>0</u>	<u>10,500</u>	<u>10,500</u>
Total Other Financing Sources (Uses)	<u>0</u>	<u>0</u>	<u>10,500</u>	<u>10,500</u>
Net Change in Fund Balance	0	0	1,978	1,978
Fund Balance at Beginning of Year	<u>0</u>	<u>0</u>	<u>0</u>	<u>0</u>
Fund Balance at End of Year	<u>\$ 0</u>	<u>\$ 0</u>	<u>\$ 1,978</u>	<u>\$ 1,978</u>

KNOX COUNTY, OHIO

**Schedule of Revenues, Expenditures and Changes in
Fund Balance – Budget and Actual (Non-GAAP Budgetary Basis)
Nonmajor Special Revenue Funds
For the Year Ended December 31, 2012**

911 EMERGENCY CALLING SYSTEM FUND

	<u>Original Budget</u>	<u>Final Budget</u>	<u>Actual</u>	Variance with Final Budget Positive (Negative)
Revenues:				
Taxes	\$ 1,225,000	\$ 1,225,000	\$ 1,463,102	\$ 238,102
Intergovernmental Revenues	130,000	130,000	134,817	4,817
All Other Revenues	<u>1,000</u>	<u>1,000</u>	<u>96,999</u>	<u>95,999</u>
Total Revenues	<u>1,356,000</u>	<u>1,356,000</u>	<u>1,694,918</u>	<u>338,918</u>
Expenditures:				
Public Safety:				
Personal Services	1,530,200	1,585,200	1,398,905	186,295
Materials and Supplies	15,000	15,000	2,638	12,362
Contractual Services	164,245	164,245	141,494	22,751
Other Expenditures	137,689	137,689	50,909	86,780
Capital Outlay	<u>347,201</u>	<u>632,201</u>	<u>486,644</u>	<u>145,557</u>
Total Expenditures	<u>2,194,335</u>	<u>2,534,335</u>	<u>2,080,590</u>	<u>453,745</u>
Excess (Deficiency) of Revenues Over (Under) Expenditures	(838,335)	(1,178,335)	(385,672)	792,663
Other Financing Sources (Uses):				
Installment Loan	0	435,000	435,000	0
Transfers Out	<u>0</u>	<u>(95,000)</u>	<u>(94,212)</u>	<u>788</u>
Total Other Financing Sources (Uses)	<u>0</u>	<u>340,000</u>	<u>340,788</u>	<u>788</u>
Net Change in Fund Balance	(838,335)	(838,335)	(44,884)	793,451
Fund Balance at Beginning of Year	809,239	809,239	809,239	0
Prior Year Encumbrances	<u>29,096</u>	<u>29,096</u>	<u>29,096</u>	<u>0</u>
Fund Balance at End of Year	<u>\$ 0</u>	<u>\$ 0</u>	<u>\$ 793,451</u>	<u>\$ 793,451</u>

KNOX COUNTY, OHIO

**Schedule of Revenues, Expenditures and Changes in
Fund Balance – Budget and Actual (Non-GAAP Budgetary Basis)
Nonmajor Special Revenue Funds
For the Year Ended December 31, 2012**

	<u>Original Budget</u>	<u>Final Budget</u>	<u>Actual</u>	Variance with Final Budget Positive (Negative)
Revenues:				
Intergovernmental Revenues	<u>\$ 17,045</u>	<u>\$ 18,330</u>	<u>\$ 18,330</u>	<u>\$ 0</u>
Total Revenues	<u>17,045</u>	<u>18,330</u>	<u>18,330</u>	<u>0</u>
Expenditures:				
Human Services:				
Contractual Services	<u>17,045</u>	<u>18,330</u>	<u>18,330</u>	<u>0</u>
Total Expenditures	<u>17,045</u>	<u>18,330</u>	<u>18,330</u>	<u>0</u>
Excess (Deficiency) of				
Revenues Over (Under) Expenditures	0	0	0	0
Fund Balance at Beginning of Year	<u>0</u>	<u>0</u>	<u>0</u>	<u>0</u>
Fund Balance at End of Year	<u>\$ 0</u>	<u>\$ 0</u>	<u>\$ 0</u>	<u>\$ 0</u>

KNOX COUNTY, OHIO**Schedule of Revenues, Expenditures and Changes in
Fund Balance – Budget and Actual (Non-GAAP Budgetary Basis)
Nonmajor Special Revenue Funds
For the Year Ended December 31, 2012****LITTER CONTROL AND RECYCLING FUND**

	<u>Original Budget</u>	<u>Final Budget</u>	<u>Actual</u>	Variance with Final Budget Positive (Negative)
Revenues:				
Intergovernmental Revenues	\$ 45,000	\$ 45,000	\$ 46,400	\$ 1,400
All Other Revenues	600	600	821	221
Total Revenues	<u>45,600</u>	<u>45,600</u>	<u>47,221</u>	<u>1,621</u>
Expenditures:				
Health:				
Personal Services	16,150	15,650	14,560	1,090
Materials and Supplies	3,700	3,325	2,927	398
Contractual Services	12,105	12,725	11,698	1,027
Other Expenditures	775	1,030	844	186
Capital Outlay	21,000	21,000	20,990	10
Total Expenditures	<u>53,730</u>	<u>53,730</u>	<u>51,019</u>	<u>2,711</u>
Excess (Deficiency) of Revenues Over (Under) Expenditures	(8,130)	(8,130)	(3,798)	4,332
Other Financing Sources (Uses):				
Transfers Out	<u>(10,750)</u>	<u>(10,750)</u>	<u>(10,750)</u>	<u>0</u>
Total Other Financing Sources (Uses)	<u>(10,750)</u>	<u>(10,750)</u>	<u>(10,750)</u>	<u>0</u>
Net Change in Fund Balance	(18,880)	(18,880)	(14,548)	4,332
Fund Balance at Beginning of Year	15,855	15,855	15,855	0
Prior Year Encumbrances	3,025	3,025	3,025	0
Fund Balance at End of Year	<u>\$ 0</u>	<u>\$ 0</u>	<u>\$ 4,332</u>	<u>\$ 4,332</u>

KNOX COUNTY, OHIO**Schedule of Revenues, Expenditures and Changes in
Fund Balance – Budget and Actual (Non-GAAP Budgetary Basis)
Nonmajor Special Revenue Funds
For the Year Ended December 31, 2012**

	<u>Original Budget</u>	<u>Final Budget</u>	<u>Actual</u>	Variance with Final Budget Positive (Negative)
CHILD SUPPORT ENFORCEMENT AGENCY FUND				
Revenues:				
Intergovernmental Revenues	\$ 400,000	\$ 400,000	\$ 411,279	\$ 11,279
Charges for Services	175,000	175,000	180,326	5,326
All Other Revenues	10,000	10,000	1,001	(8,999)
Total Revenues	<u>585,000</u>	<u>585,000</u>	<u>592,606</u>	<u>7,606</u>
Expenditures:				
Human Services:				
Personal Services	645,500	642,087	573,700	68,387
Materials and Supplies	1,000	1,000	152	848
Contractual Services	86,000	87,000	85,855	1,145
Other Expenditures	7,500	9,913	5,426	4,487
Capital Outlay	1,000	1,000	254	746
Total Expenditures	<u>741,000</u>	<u>741,000</u>	<u>665,387</u>	<u>75,613</u>
Excess (Deficiency) of Revenues Over (Under) Expenditures	(156,000)	(156,000)	(72,781)	83,219
Fund Balance at Beginning of Year	369,519	369,519	369,519	0
Prior Year Encumbrances	10,000	10,000	10,000	0
Fund Balance at End of Year	<u>\$ 223,519</u>	<u>\$ 223,519</u>	<u>\$ 306,738</u>	<u>\$ 83,219</u>

KNOX COUNTY, OHIO**Schedule of Revenues, Expenditures and Changes in
Fund Balance – Budget and Actual (Non-GAAP Budgetary Basis)
Nonmajor Special Revenue Funds
For the Year Ended December 31, 2012**

	<u>Original Budget</u>	<u>Final Budget</u>	<u>Actual</u>	Variance with Final Budget Positive (Negative)
REAL ESTATE ASSESSMENT FUND				
Revenues:				
Charges for Services	\$ 605,100	\$ 605,100	\$ 746,056	\$ 140,956
All Other Revenues	<u>2,700</u>	<u>2,700</u>	<u>4,969</u>	<u>2,269</u>
Total Revenues	<u>607,800</u>	<u>607,800</u>	<u>751,025</u>	<u>143,225</u>
Expenditures:				
General Government - Legislative and Executive:				
Personal Services	271,600	291,200	263,184	28,016
Materials and Supplies	5,133	6,133	5,251	882
Contractual Services	230,350	722,350	501,678	220,672
Other Expenditures	4,500	3,900	1,211	2,689
Capital Outlay	<u>5,000</u>	<u>3,000</u>	<u>968</u>	<u>2,032</u>
Total Expenditures	<u>516,583</u>	<u>1,026,583</u>	<u>772,292</u>	<u>254,291</u>
Excess (Deficiency) of Revenues Over (Under) Expenditures	91,217	(418,783)	(21,267)	397,516
Fund Balance at Beginning of Year	1,404,182	1,404,182	1,404,182	0
Prior Year Encumbrances	<u>20,484</u>	<u>20,484</u>	<u>20,484</u>	<u>0</u>
Fund Balance at End of Year	<u>\$ 1,515,883</u>	<u>\$ 1,005,883</u>	<u>\$ 1,403,399</u>	<u>\$ 397,516</u>

KNOX COUNTY, OHIO

**Schedule of Revenues, Expenditures and Changes in
Fund Balance – Budget and Actual (Non-GAAP Budgetary Basis)
Nonmajor Special Revenue Funds
For the Year Ended December 31, 2012**

	<u>Original Budget</u>	<u>Final Budget</u>	<u>Actual</u>	Variance with Final Budget Positive (Negative)
Revenues:				
Intergovernmental Revenues	\$ 455,500	\$ 455,500	\$ 419,354	\$ (36,146)
All Other Revenues	<u>500</u>	<u>500</u>	<u>5,600</u>	<u>5,100</u>
Total Revenues	<u>456,000</u>	<u>456,000</u>	<u>424,954</u>	<u>(31,046)</u>
Expenditures:				
Public Safety:				
Personal Services	369,904	408,165	367,420	40,745
Contractual Services	60,000	104,500	101,611	2,889
Other Expenditures	<u>179,944</u>	<u>97,183</u>	<u>0</u>	<u>97,183</u>
Total Expenditures	<u>609,848</u>	<u>609,848</u>	<u>469,031</u>	<u>140,817</u>
Excess (Deficiency) of Revenues Over (Under) Expenditures	(153,848)	(153,848)	(44,077)	109,771
Fund Balance at Beginning of Year	<u>153,848</u>	<u>153,848</u>	<u>153,848</u>	<u>0</u>
Fund Balance at End of Year	<u>\$ 0</u>	<u>\$ 0</u>	<u>\$ 109,771</u>	<u>\$ 109,771</u>

KNOX COUNTY, OHIO

**Schedule of Revenues, Expenditures and Changes in
Fund Balance – Budget and Actual (Non-GAAP Budgetary Basis)
Nonmajor Special Revenue Funds
For the Year Ended December 31, 2012**

DITCH MAINTENANCE FUND

	<u>Original Budget</u>	<u>Final Budget</u>	<u>Actual</u>	Variance with Final Budget Positive (Negative)
Revenues:				
Special Assessments	\$ 6,900	\$ 6,900	\$ 6,005	\$ (895)
Total Revenues	<u>6,900</u>	<u>6,900</u>	<u>6,005</u>	<u>(895)</u>
Expenditures:				
Capital Outlay:				
Contractual Services	32,156	32,156	3,959	28,197
Other Expenditures	<u>80</u>	<u>80</u>	<u>0</u>	<u>80</u>
Total Expenditures	<u>32,236</u>	<u>32,236</u>	<u>3,959</u>	<u>28,277</u>
Excess (Deficiency) of Revenues Over (Under) Expenditures	(25,336)	(25,336)	2,046	27,382
Fund Balance at Beginning of Year	15,760	15,760	15,760	0
Prior Year Encumbrances	<u>9,600</u>	<u>9,600</u>	<u>9,600</u>	<u>0</u>
Fund Balance at End of Year	<u>\$ 24</u>	<u>\$ 24</u>	<u>\$ 27,406</u>	<u>\$ 27,382</u>

KNOX COUNTY, OHIO

***Schedule of Revenues, Expenditures and Changes in
Fund Balance – Budget and Actual (Non-GAAP Budgetary Basis)
Nonmajor Special Revenue Funds
For the Year Ended December 31, 2012***

EMERGENCY MANAGEMENT AGENCY FUND

	<u>Original Budget</u>	<u>Final Budget</u>	<u>Actual</u>	Variance with Final Budget Positive (Negative)
Revenues:				
Intergovernmental Revenues	\$ 167,800	\$ 167,800	\$ 126,225	\$ (41,575)
All Other Revenues	<u>1,450</u>	<u>4,051</u>	<u>8,329</u>	<u>4,278</u>
Total Revenues	<u>169,250</u>	<u>171,851</u>	<u>134,554</u>	<u>(37,297)</u>
Expenditures:				
Public Safety:				
Personal Services	75,170	85,170	68,553	16,617
Materials and Supplies	5,300	5,300	3,723	1,577
Contractual Services	6,000	6,000	1,275	4,725
Other Expenditures	1,400	6,900	6,810	90
Capital Outlay	<u>26,992</u>	<u>89,992</u>	<u>78,514</u>	<u>11,478</u>
Total Expenditures	<u>114,862</u>	<u>193,362</u>	<u>158,875</u>	<u>34,487</u>
Excess (Deficiency) of Revenues Over (Under) Expenditures	54,388	(21,511)	(24,321)	(2,810)
Other Financing Sources (Uses):				
Transfers In	24,000	24,000	24,000	0
Transfers Out	<u>(12,600)</u>	<u>(14,000)</u>	<u>0</u>	<u>14,000</u>
Total Other Financing Sources (Uses)	<u>11,400</u>	<u>10,000</u>	<u>24,000</u>	<u>14,000</u>
Net Change in Fund Balance	65,788	(11,511)	(321)	11,190
Fund Balance at Beginning of Year	129,999	129,999	129,999	0
Prior Year Encumbrances	<u>2,292</u>	<u>2,292</u>	<u>2,292</u>	<u>0</u>
Fund Balance at End of Year	<u>\$ 198,079</u>	<u>\$ 120,780</u>	<u>\$ 131,970</u>	<u>\$ 11,190</u>

KNOX COUNTY, OHIO

**Schedule of Revenues, Expenditures and Changes in
Fund Balance – Budget and Actual (Non-GAAP Budgetary Basis)
Nonmajor Special Revenue Funds
For the Year Ended December 31, 2012**

	HOME FUND			Variance with Final Budget Positive (Negative)
	<u>Original Budget</u>	<u>Final Budget</u>	<u>Actual</u>	
Revenues:				
Intergovernmental Revenues	<u>\$ 243,060</u>	<u>\$ 243,060</u>	<u>\$ 138,856</u>	<u>\$ (104,204)</u>
Total Revenues	<u>243,060</u>	<u>243,060</u>	<u>138,856</u>	<u>(104,204)</u>
Expenditures:				
Human Services:				
Capital Outlay	<u>312,711</u>	<u>325,930</u>	<u>221,264</u>	<u>104,666</u>
Total Expenditures	<u>312,711</u>	<u>325,930</u>	<u>221,264</u>	<u>104,666</u>
Excess (Deficiency) of Revenues Over (Under) Expenditures	(69,651)	(82,870)	(82,408)	462
Fund Balance at Beginning of Year	13,216	13,216	13,216	0
Prior Year Encumbrances	<u>69,654</u>	<u>69,654</u>	<u>69,654</u>	<u>0</u>
Fund Balance at End of Year	<u>\$ 13,219</u>	<u>\$ 0</u>	<u>\$ 462</u>	<u>\$ 462</u>

KNOX COUNTY, OHIO

**Schedule of Revenues, Expenditures and Changes in
Fund Balance – Budget and Actual (Non-GAAP Budgetary Basis)
Nonmajor Special Revenue Funds
For the Year Ended December 31, 2012**

MARRIAGE LICENSE FUND

	<u>Original Budget</u>	<u>Final Budget</u>	<u>Actual</u>	Variance with Final Budget Positive (Negative)
Revenues:				
Charges for Services	<u>\$ 14,000</u>	<u>\$ 14,000</u>	<u>\$ 14,177</u>	<u>\$ 177</u>
Total Revenues	<u>14,000</u>	<u>14,000</u>	<u>14,177</u>	<u>177</u>
Expenditures:				
Health:				
Contractual Services	<u>14,000</u>	<u>14,000</u>	<u>14,000</u>	<u>0</u>
Total Expenditures	<u>14,000</u>	<u>14,000</u>	<u>14,000</u>	<u>0</u>
Excess (Deficiency) of				
Revenues Over (Under) Expenditures	0	0	177	177
Fund Balance at Beginning of Year	<u>0</u>	<u>0</u>	<u>0</u>	<u>0</u>
Fund Balance at End of Year	<u>\$ 0</u>	<u>\$ 0</u>	<u>\$ 177</u>	<u>\$ 177</u>

KNOX COUNTY, OHIO

***Schedule of Revenues, Expenditures and Changes in
Fund Balance – Budget and Actual (Non-GAAP Budgetary Basis)
Nonmajor Special Revenue Funds
For the Year Ended December 31, 2012***

	<u>Original Budget</u>	<u>Final Budget</u>	<u>Actual</u>	Variance with Final Budget Positive (Negative)
Revenues:				
Intergovernmental Revenues	<u>\$ 1,000</u>	<u>\$ 6,752</u>	<u>\$ 11,740</u>	<u>\$ 4,988</u>
Total Revenues	<u>1,000</u>	<u>6,752</u>	<u>11,740</u>	<u>4,988</u>
Expenditures:				
General Government - Legislative and Executive:				
Personal Services	<u>0</u>	<u>6,752</u>	<u>6,752</u>	<u>0</u>
Capital Outlay	<u>1,000</u>	<u>0</u>	<u>0</u>	<u>0</u>
Total Expenditures	<u>1,000</u>	<u>6,752</u>	<u>6,752</u>	<u>0</u>
Excess (Deficiency) of Revenues Over (Under) Expenditures	<u>0</u>	<u>0</u>	<u>4,988</u>	<u>4,988</u>
Fund Balance at Beginning of Year	<u>0</u>	<u>0</u>	<u>0</u>	<u>0</u>
Fund Balance at End of Year	<u>\$ 0</u>	<u>\$ 0</u>	<u>\$ 4,988</u>	<u>\$ 4,988</u>

KNOX COUNTY, OHIO

**Schedule of Revenues, Expenditures and Changes in
Fund Balance – Budget and Actual (Non-GAAP Budgetary Basis)
Nonmajor Special Revenue Funds
For the Year Ended December 31, 2012**

	<u>Original Budget</u>	<u>Final Budget</u>	<u>Actual</u>	Variance with Final Budget Positive (Negative)
Revenues:				
Charges for Services	\$ 12,525	\$ 12,525	\$ 6,480	\$ (6,045)
All Other Revenues	<u>0</u>	<u>0</u>	<u>4</u>	<u>4</u>
Total Revenues	<u>12,525</u>	<u>12,525</u>	<u>6,484</u>	<u>(6,041)</u>
Expenditures:				
Public Works:				
Personal Services	6,950	6,950	2,779	4,171
Contractual Services	500	500	0	500
Other Expenditures	<u>1,040</u>	<u>1,040</u>	<u>840</u>	<u>200</u>
Total Expenditures	<u>8,490</u>	<u>8,490</u>	<u>3,619</u>	<u>4,871</u>
Excess (Deficiency) of Revenues Over (Under) Expenditures	4,035	4,035	2,865	(1,170)
Other Financing Sources (Uses):				
Transfers Out	<u>(6,486)</u>	<u>(6,486)</u>	<u>(2,025)</u>	<u>4,461</u>
Total Other Financing Sources (Uses)	<u>(6,486)</u>	<u>(6,486)</u>	<u>(2,025)</u>	<u>4,461</u>
Net Change in Fund Balance	(2,451)	(2,451)	840	3,291
Fund Balance at Beginning of Year	<u>2,451</u>	<u>2,451</u>	<u>2,451</u>	<u>0</u>
Fund Balance at End of Year	<u>\$ 0</u>	<u>\$ 0</u>	<u>\$ 3,291</u>	<u>\$ 3,291</u>

KNOX COUNTY, OHIO

**Schedule of Revenues, Expenditures and Changes in
Fund Balance – Budget and Actual (Non-GAAP Budgetary Basis)
Nonmajor Special Revenue Funds
For the Year Ended December 31, 2012**

CONTINUING PROFESSIONAL TRAINING FUND

	<u>Original Budget</u>	<u>Final Budget</u>	<u>Actual</u>	Variance with Final Budget Positive (Negative)
Revenues:				
Intergovernmental Revenues	<u>\$ 840</u>	<u>\$ 840</u>	<u>\$ 0</u>	<u>\$ (840)</u>
Total Revenues	<u>840</u>	<u>840</u>	<u>0</u>	<u>(840)</u>
Expenditures:				
Public Safety:				
Personal Services	<u>1,680</u>	<u>1,680</u>	<u>0</u>	<u>1,680</u>
Total Expenditures	<u>1,680</u>	<u>1,680</u>	<u>0</u>	<u>1,680</u>
Excess (Deficiency) of				
Revenues Over (Under) Expenditures	(840)	(840)	0	840
Fund Balance at Beginning of Year	<u>840</u>	<u>840</u>	<u>840</u>	<u>0</u>
Fund Balance at End of Year	<u>\$ 0</u>	<u>\$ 0</u>	<u>\$ 840</u>	<u>\$ 840</u>

KNOX COUNTY, OHIO**Schedule of Revenues, Expenditures and Changes in
Fund Balance – Budget and Actual (Non-GAAP Budgetary Basis)
Nonmajor Special Revenue Funds
For the Year Ended December 31, 2012**

	<u>Original Budget</u>	<u>Final Budget</u>	<u>Actual</u>	Variance with Final Budget Positive (Negative)
Revenues:				
Charges for Services	\$ 25,000	\$ 25,000	\$ 23,713	\$ (1,287)
Licenses and Permits	14,200	27,610	30,545	2,935
All Other Revenues	0	0	16	16
Total Revenues	<u>39,200</u>	<u>52,610</u>	<u>54,274</u>	<u>1,664</u>
Expenditures:				
Public Safety:				
Personal Services	20,562	28,374	27,873	501
Contractual Services	32,400	36,321	32,476	3,845
Other Expenditures	(117)	255	254	1
Capital Outlay	3,000	4,305	4,302	3
Total Expenditures	<u>55,845</u>	<u>69,255</u>	<u>64,905</u>	<u>4,350</u>
Excess (Deficiency) of Revenues Over (Under) Expenditures	(16,645)	(16,645)	(10,631)	6,014
Fund Balance at Beginning of Year	14,545	14,545	14,545	0
Prior Year Encumbrances	2,100	2,100	2,100	0
Fund Balance at End of Year	<u>\$ 0</u>	<u>\$ 0</u>	<u>\$ 6,014</u>	<u>\$ 6,014</u>

KNOX COUNTY, OHIO

**Schedule of Revenues, Expenditures and Changes in
Fund Balance – Budget and Actual (Non-GAAP Budgetary Basis)
Nonmajor Special Revenue Funds
For the Year Ended December 31, 2012**

	<u>Original Budget</u>	<u>Final Budget</u>	<u>Actual</u>	Variance with Final Budget Positive (Negative)
Revenues:				
Intergovernmental Revenues	\$ 440,000	\$ 531,000	\$ 543,581	\$ 12,581
All Other Revenues	<u>2,000</u>	<u>4,000</u>	<u>6,790</u>	<u>2,790</u>
Total Revenues	<u>442,000</u>	<u>535,000</u>	<u>550,371</u>	<u>15,371</u>
Expenditures:				
Human Services:				
Contractual Services	<u>517,400</u>	<u>610,400</u>	<u>584,018</u>	<u>26,382</u>
Total Expenditures	<u>517,400</u>	<u>610,400</u>	<u>584,018</u>	<u>26,382</u>
Excess (Deficiency) of Revenues Over (Under) Expenditures	(75,400)	(75,400)	(33,647)	41,753
Fund Balance at Beginning of Year	70,174	70,174	70,174	0
Prior Year Encumbrances	<u>5,400</u>	<u>5,400</u>	<u>5,400</u>	<u>0</u>
Fund Balance at End of Year	<u>\$ 174</u>	<u>\$ 174</u>	<u>\$ 41,927</u>	<u>\$ 41,753</u>

KNOX COUNTY, OHIO

**Schedule of Revenues, Expenditures and Changes in
Fund Balance – Budget and Actual (Non-GAAP Budgetary Basis)
Nonmajor Special Revenue Funds
For the Year Ended December 31, 2012**

	<u>Original Budget</u>	<u>Final Budget</u>	<u>Actual</u>	Variance with Final Budget Positive (Negative)
Revenues:				
Total Revenues	<u>\$ 0</u>	<u>\$ 0</u>	<u>\$ 0</u>	<u>\$ 0</u>
Expenditures:				
Public Works:				
Contractual Services	<u>191</u>	<u>191</u>	<u>0</u>	<u>191</u>
Total Expenditures	<u>191</u>	<u>191</u>	<u>0</u>	<u>191</u>
Excess (Deficiency) of Revenues Over (Under) Expenditures	(191)	(191)	0	191
Fund Balance at Beginning of Year	<u>191</u>	<u>191</u>	<u>191</u>	<u>0</u>
Fund Balance at End of Year	<u>\$ 0</u>	<u>\$ 0</u>	<u>\$ 191</u>	<u>\$ 191</u>

KNOX COUNTY, OHIO

**Schedule of Revenues, Expenditures and Changes in
Fund Balance – Budget and Actual (Non-GAAP Budgetary Basis)
Nonmajor Special Revenue Funds
For the Year Ended December 31, 2012**

	<u>Original Budget</u>	<u>Final Budget</u>	<u>Actual</u>	Variance with Final Budget Positive (Negative)
Revenues:				
Total Revenues	<u>\$ 0</u>	<u>\$ 0</u>	<u>\$ 0</u>	<u>\$ 0</u>
Expenditures:				
Total Expenditures	<u>0</u>	<u>0</u>	<u>0</u>	<u>0</u>
Excess (Deficiency) of Revenues Over (Under) Expenditures	0	0	0	0
Other Financing Sources (Uses):				
Transfers Out	<u>(26)</u>	<u>(26)</u>	<u>0</u>	<u>26</u>
Total Other Financing Sources (Uses)	<u>(26)</u>	<u>(26)</u>	<u>0</u>	<u>26</u>
Net Change in Fund Balance	(26)	(26)	0	26
Fund Balance at Beginning of Year	<u>26</u>	<u>26</u>	<u>26</u>	<u>0</u>
Fund Balance at End of Year	<u>\$ 0</u>	<u>\$ 0</u>	<u>\$ 26</u>	<u>\$ 26</u>

KNOX COUNTY, OHIO**Schedule of Revenues, Expenditures and Changes in
Fund Balance – Budget and Actual (Non-GAAP Budgetary Basis)
Nonmajor Special Revenue Funds
For the Year Ended December 31, 2012****COMMON PLEAS SPECIAL PROJECT FUND**

	<u>Original Budget</u>	<u>Final Budget</u>	<u>Actual</u>	Variance with Final Budget Positive (Negative)
Revenues:				
Charges for Services	\$ 30,000	\$ 30,000	\$ 42,181	\$ 12,181
All Other Revenues	<u>0</u>	<u>0</u>	<u>16</u>	<u>16</u>
Total Revenues	<u>30,000</u>	<u>30,000</u>	<u>42,197</u>	<u>12,197</u>
Expenditures:				
General Government - Judicial:				
Personal Services	48,958	48,958	12,471	36,487
Other Expenditures	<u>2,827</u>	<u>2,827</u>	<u>0</u>	<u>2,827</u>
Total Expenditures	<u>51,785</u>	<u>51,785</u>	<u>12,471</u>	<u>39,314</u>
Excess (Deficiency) of Revenues Over (Under) Expenditures	(21,785)	(21,785)	29,726	51,511
Fund Balance at Beginning of Year	<u>21,785</u>	<u>21,785</u>	<u>21,785</u>	<u>0</u>
Fund Balance at End of Year	<u>\$ 0</u>	<u>\$ 0</u>	<u>\$ 51,511</u>	<u>\$ 51,511</u>

KNOX COUNTY, OHIO

**Schedule of Revenues, Expenditures and Changes in
Fund Balance – Budget and Actual (Non-GAAP Budgetary Basis)
Nonmajor Special Revenue Funds
For the Year Ended December 31, 2012**

SUPERVISION FEE FUND

	<u>Original Budget</u>	<u>Final Budget</u>	<u>Actual</u>	Variance with Final Budget Positive (Negative)
Revenues:				
Charges for Services	\$ 13,000	\$ 13,000	\$ 9,343	\$ (3,657)
All Other Revenues	<u>50</u>	<u>50</u>	<u>0</u>	<u>(50)</u>
Total Revenues	<u>13,050</u>	<u>13,050</u>	<u>9,343</u>	<u>(3,707)</u>
Expenditures:				
General Government - Judicial:				
Personal Services	30,524	20,524	7,116	13,408
Other Expenditures	3,409	12,609	6,082	6,527
Capital Outlay	<u>100</u>	<u>900</u>	<u>795</u>	<u>105</u>
Total Expenditures	<u>34,033</u>	<u>34,033</u>	<u>13,993</u>	<u>20,040</u>
Excess (Deficiency) of Revenues Over (Under) Expenditures	(20,983)	(20,983)	(4,650)	16,333
Fund Balance at Beginning of Year	<u>20,983</u>	<u>20,983</u>	<u>20,983</u>	<u>0</u>
Fund Balance at End of Year	<u>\$ 0</u>	<u>\$ 0</u>	<u>\$ 16,333</u>	<u>\$ 16,333</u>

KNOX COUNTY, OHIO

***Schedule of Revenues, Expenditures and Changes in
Fund Balance – Budget and Actual (Non-GAAP Budgetary Basis)
Nonmajor Special Revenue Funds
For the Year Ended December 31, 2012***

PARENTING SEMINAR FUND

	<u>Original Budget</u>	<u>Final Budget</u>	<u>Actual</u>	Variance with Final Budget Positive (Negative)
Revenues:				
Charges for Services	\$ 6,000	\$ 6,000	\$ 5,700	\$ (300)
All Other Revenues	<u>0</u>	<u>0</u>	<u>8</u>	<u>8</u>
Total Revenues	<u>6,000</u>	<u>6,000</u>	<u>5,708</u>	<u>(292)</u>
Expenditures:				
General Government - Judicial:				
Personal Services	5,500	5,507	4,457	1,050
Materials and Supplies	500	500	0	500
Other Expenditures	<u>3,478</u>	<u>3,471</u>	<u>0</u>	<u>3,471</u>
Total Expenditures	<u>9,478</u>	<u>9,478</u>	<u>4,457</u>	<u>5,021</u>
Excess (Deficiency) of Revenues Over (Under) Expenditures	(3,478)	(3,478)	1,251	4,729
Fund Balance at Beginning of Year	<u>3,478</u>	<u>3,478</u>	<u>3,478</u>	<u>0</u>
Fund Balance at End of Year	<u>\$ 0</u>	<u>\$ 0</u>	<u>\$ 4,729</u>	<u>\$ 4,729</u>

KNOX COUNTY, OHIO

**Schedule of Revenues, Expenditures and Changes in
Fund Balance – Budget and Actual (Non-GAAP Budgetary Basis)
Nonmajor Special Revenue Funds
For the Year Ended December 31, 2012**

	<u>Original Budget</u>	<u>Final Budget</u>	<u>Actual</u>	Variance with Final Budget Positive (Negative)
Revenues:				
Charges for Services	\$ 200	\$ 200	\$ 100	\$ (100)
Total Revenues	<u>200</u>	<u>200</u>	<u>100</u>	<u>(100)</u>
Expenditures:				
Public Safety:				
Materials and Supplies	600	600	0	600
Capital Outlay	<u>600</u>	<u>600</u>	<u>0</u>	<u>600</u>
Total Expenditures	<u>1,200</u>	<u>1,200</u>	<u>0</u>	<u>1,200</u>
Excess (Deficiency) of Revenues Over (Under) Expenditures	(1,000)	(1,000)	100	1,100
Fund Balance at Beginning of Year	<u>1,087</u>	<u>1,087</u>	<u>1,087</u>	<u>0</u>
Fund Balance at End of Year	<u>\$ 87</u>	<u>\$ 87</u>	<u>\$ 1,187</u>	<u>\$ 1,100</u>

KNOX COUNTY, OHIO

**Schedule of Revenues, Expenditures and Changes in
Fund Balance – Budget and Actual (Non-GAAP Budgetary Basis)
Nonmajor Special Revenue Funds
For the Year Ended December 31, 2012**

	<u>Original Budget</u>	<u>Final Budget</u>	<u>Actual</u>	Variance with Final Budget Positive (Negative)
Revenues:				
Taxes	\$ 892,368	\$ 934,856	\$ 934,857	\$ 1
Intergovernmental Revenues	139,946	166,738	166,216	(522)
Total Revenues	<u>1,032,314</u>	<u>1,101,594</u>	<u>1,101,073</u>	<u>(521)</u>
Expenditures:				
Intergovernmental:				
Contractual Services	<u>1,032,314</u>	<u>1,101,594</u>	<u>1,101,073</u>	<u>521</u>
Total Expenditures	<u>1,032,314</u>	<u>1,101,594</u>	<u>1,101,073</u>	<u>521</u>
Excess (Deficiency) of				
Revenues Over (Under) Expenditures	0	0	0	0
Fund Balance at Beginning of Year	<u>0</u>	<u>0</u>	<u>0</u>	<u>0</u>
Fund Balance at End of Year	<u>\$ 0</u>	<u>\$ 0</u>	<u>\$ 0</u>	<u>\$ 0</u>

KNOX COUNTY, OHIO

***Schedule of Revenues, Expenditures and Changes in
Fund Balance – Budget and Actual (Non-GAAP Budgetary Basis)
Nonmajor Special Revenue Funds
For the Year Ended December 31, 2012***

	<u>Original Budget</u>	<u>Final Budget</u>	<u>Actual</u>	Variance with Final Budget Positive (Negative)
Revenues:				
Taxes	\$ 692,400	\$ 735,919	\$ 740,293	\$ 4,374
Intergovernmental Revenues	<u>149,175</u>	<u>149,175</u>	<u>144,801</u>	<u>(4,374)</u>
Total Revenues	<u>841,575</u>	<u>885,094</u>	<u>885,094</u>	<u>0</u>
Expenditures:				
Intergovernmental:				
Contractual Services	<u>842,753</u>	<u>886,272</u>	<u>860,446</u>	<u>25,826</u>
Total Expenditures	<u>842,753</u>	<u>886,272</u>	<u>860,446</u>	<u>25,826</u>
Excess (Deficiency) of Revenues Over (Under) Expenditures	(1,178)	(1,178)	24,648	25,826
Fund Balance at Beginning of Year	<u>1,178</u>	<u>1,178</u>	<u>1,178</u>	<u>0</u>
Fund Balance at End of Year	<u>\$ 0</u>	<u>\$ 0</u>	<u>\$ 25,826</u>	<u>\$ 25,826</u>

KNOX COUNTY, OHIO

**Schedule of Revenues, Expenditures and Changes in
Fund Balance – Budget and Actual (Non-GAAP Budgetary Basis)
Nonmajor Debt Service Funds
For the Year Ended December 31, 2012**

	<u>Original Budget</u>	<u>Final Budget</u>	<u>Actual</u>	Variance with Final Budget Positive (Negative)
Revenues:				
All Other Revenues	<u>\$ 359,266</u>	<u>\$ 461,516</u>	<u>\$ 213,664</u>	<u>\$ (247,852)</u>
Total Revenues	<u>359,266</u>	<u>461,516</u>	<u>213,664</u>	<u>(247,852)</u>
Expenditures:				
Debt Service:				
Principal Retirement	814,540	943,435	851,175	92,260
Interest and Fiscal Charges	<u>605,955</u>	<u>579,311</u>	<u>269,976</u>	<u>309,335</u>
Total Expenditures	<u>1,420,495</u>	<u>1,522,746</u>	<u>1,121,151</u>	<u>401,595</u>
Excess (Deficiency) of Revenues Over (Under) Expenditures	(1,061,229)	(1,061,230)	(907,487)	153,743
Other Financing Sources (Uses):				
Transfers In	<u>1,040,475</u>	<u>1,040,475</u>	<u>893,450</u>	<u>(147,025)</u>
Total Other Financing Sources (Uses)	<u>1,040,475</u>	<u>1,040,475</u>	<u>893,450</u>	<u>(147,025)</u>
Net Change in Fund Balance	(20,754)	(20,755)	(14,037)	6,718
Fund Balance at Beginning of Year	<u>23,383</u>	<u>23,383</u>	<u>23,383</u>	<u>0</u>
Fund Balance at End of Year	<u>\$ 2,629</u>	<u>\$ 2,628</u>	<u>\$ 9,346</u>	<u>\$ 6,718</u>

KNOX COUNTY, OHIO

***Schedule of Revenues, Expenditures and Changes in
Fund Balance – Budget and Actual (Non-GAAP Budgetary Basis)
Nonmajor Debt Service Funds
For the Year Ended December 31, 2012***

	<u>Original Budget</u>	<u>Final Budget</u>	<u>Actual</u>	Variance with Final Budget Positive (Negative)
Revenues:				
Total Revenues	<u>\$ 0</u>	<u>\$ 0</u>	<u>\$ 0</u>	<u>\$ 0</u>
Expenditures:				
Total Expenditures	<u> 0</u>	<u> 0</u>	<u> 0</u>	<u> 0</u>
Excess (Deficiency) of				
Revenues Over (Under) Expenditures	0	0	0	0
Fund Balance at Beginning of Year	<u> 180</u>	<u> 180</u>	<u> 180</u>	<u> 0</u>
Fund Balance at End of Year	<u><u>\$ 180</u></u>	<u><u>\$ 180</u></u>	<u><u>\$ 180</u></u>	<u><u>\$ 0</u></u>

KNOX COUNTY, OHIO

**Schedule of Revenues, Expenditures and Changes in
Fund Balance – Budget and Actual (Non-GAAP Budgetary Basis)
Nonmajor Debt Service Funds
For the Year Ended December 31, 2012**

	<u>Original Budget</u>	<u>Final Budget</u>	<u>Actual</u>	Variance with Final Budget Positive (Negative)
Revenues:				
All Other Revenues	<u>\$ 40,264</u>	<u>\$ 40,264</u>	<u>\$ 40,264</u>	<u>\$ 0</u>
Total Revenues	<u>40,264</u>	<u>40,264</u>	<u>40,264</u>	<u>0</u>
Expenditures:				
Debt Service:				
Principal Retirement	<u>40,264</u>	<u>40,264</u>	<u>40,264</u>	<u>0</u>
Total Expenditures	<u>40,264</u>	<u>40,264</u>	<u>40,264</u>	<u>0</u>
Excess (Deficiency) of				
Revenues Over (Under) Expenditures	0	0	0	0
Fund Balance at Beginning of Year	<u>0</u>	<u>0</u>	<u>0</u>	<u>0</u>
Fund Balance at End of Year	<u>\$ 0</u>	<u>\$ 0</u>	<u>\$ 0</u>	<u>\$ 0</u>

KNOX COUNTY, OHIO**Schedule of Revenues, Expenditures and Changes in
Fund Balance – Budget and Actual (Non-GAAP Budgetary Basis)
Nonmajor Capital Projects Funds
For the Year Ended December 31, 2012**

	<u>Original Budget</u>	<u>Final Budget</u>	<u>Actual</u>	Variance with Final Budget Positive (Negative)
PERMANENT IMPROVEMENT FUND				
Revenues:				
Intergovernmental Revenues	\$ 950,000	\$ 923,598	\$ 444,583	\$ (479,015)
All Other Revenues	<u>0</u>	<u>0</u>	<u>135,000</u>	<u>135,000</u>
Total Revenues	<u>950,000</u>	<u>923,598</u>	<u>579,583</u>	<u>(344,015)</u>
Expenditures:				
Capital Outlay:				
Contractual Services	504,077	885,279	542,849	342,430
Capital Outlay	<u>0</u>	<u>268,254</u>	<u>268,254</u>	<u>0</u>
Total Expenditures	<u>504,077</u>	<u>1,153,533</u>	<u>811,103</u>	<u>342,430</u>
Excess (Deficiency) of Revenues Over (Under) Expenditures	445,923	(229,935)	(231,520)	(1,585)
Other Financing Sources (Uses):				
Installment Loan	<u>0</u>	<u>0</u>	<u>300,000</u>	<u>300,000</u>
Total Other Financing Sources (Uses)	<u>0</u>	<u>0</u>	<u>300,000</u>	<u>300,000</u>
Net Change in Fund Balance	445,923	(229,935)	68,480	298,415
Fund Balance at Beginning of Year	493,957	493,957	493,957	0
Prior Year Encumbrances	<u>10,120</u>	<u>10,120</u>	<u>10,120</u>	<u>0</u>
Fund Balance at End of Year	<u>\$ 950,000</u>	<u>\$ 274,142</u>	<u>\$ 572,557</u>	<u>\$ 298,415</u>

KNOX COUNTY, OHIO

**Schedule of Revenues, Expenditures and Changes in
Fund Balance – Budget and Actual (Non-GAAP Budgetary Basis)
Nonmajor Capital Projects Funds
For the Year Ended December 31, 2012**

	<u>Original Budget</u>	<u>Final Budget</u>	<u>Actual</u>	Variance with Final Budget Positive (Negative)
Revenues:				
All Other Revenues	<u>\$ 1,500</u>	<u>\$ 11,500</u>	<u>\$ 20,022</u>	<u>\$ 8,522</u>
Total Revenues	<u>1,500</u>	<u>11,500</u>	<u>20,022</u>	<u>8,522</u>
Expenditures:				
Capital Outlay:				
Capital Outlay	<u>6,000</u>	<u>16,000</u>	<u>13,837</u>	<u>2,163</u>
Total Expenditures	<u>6,000</u>	<u>16,000</u>	<u>13,837</u>	<u>2,163</u>
Excess (Deficiency) of				
Revenues Over (Under) Expenditures	(4,500)	(4,500)	6,185	10,685
Fund Balance at Beginning of Year	<u>4,675</u>	<u>4,675</u>	<u>4,675</u>	<u>0</u>
Fund Balance at End of Year	<u>\$ 175</u>	<u>\$ 175</u>	<u>\$ 10,860</u>	<u>\$ 10,685</u>

KNOX COUNTY, OHIO

**Schedule of Revenues, Expenditures and Changes in
Fund Balance – Budget and Actual (Non-GAAP Budgetary Basis)
Nonmajor Capital Projects Funds
For the Year Ended December 31, 2012**

	<u>Original Budget</u>	<u>Final Budget</u>	<u>Actual</u>	Variance with Final Budget Positive (Negative)
Revenues:				
Intergovernmental Revenues	\$ 239,000	\$ 294,455	\$ 272,334	\$ (22,121)
Investment Earnings	100	100	5	(95)
Total Revenues	<u>239,100</u>	<u>294,555</u>	<u>272,339</u>	<u>(22,216)</u>
Expenditures:				
Capital Outlay:				
Capital Outlay	<u>262,883</u>	<u>318,338</u>	<u>238,356</u>	<u>79,982</u>
Total Expenditures	<u>262,883</u>	<u>318,338</u>	<u>238,356</u>	<u>79,982</u>
Excess (Deficiency) of				
Revenues Over (Under) Expenditures	(23,783)	(23,783)	33,983	57,766
Fund Balance at Beginning of Year	9,082	9,082	9,082	0
Prior Year Encumbrances	<u>16,867</u>	<u>16,867</u>	<u>16,867</u>	<u>0</u>
Fund Balance at End of Year	<u>\$ 2,166</u>	<u>\$ 2,166</u>	<u>\$ 59,932</u>	<u>\$ 57,766</u>

KNOX COUNTY, OHIO

**Schedule of Revenues, Expenditures and Changes in
Fund Balance – Budget and Actual (Non-GAAP Budgetary Basis)
Nonmajor Capital Projects Funds
For the Year Ended December 31, 2012**

	<u>Original Budget</u>	<u>Final Budget</u>	<u>Actual</u>	Variance with Final Budget Positive (Negative)
Revenues:				
Total Revenues	<u>\$ 0</u>	<u>\$ 0</u>	<u>\$ 0</u>	<u>\$ 0</u>
Expenditures:				
Capital Outlay:				
Capital Outlay	<u> 6,794</u>	<u> 6,794</u>	<u> 0</u>	<u> 6,794</u>
Total Expenditures	<u> 6,794</u>	<u> 6,794</u>	<u> 0</u>	<u> 6,794</u>
Excess (Deficiency) of				
Revenues Over (Under) Expenditures	<u>(6,794)</u>	<u>(6,794)</u>	<u> 0</u>	<u> 6,794</u>
Fund Balance at Beginning of Year	<u> 6,794</u>	<u> 6,794</u>	<u> 6,794</u>	<u> 0</u>
Fund Balance at End of Year	<u>\$ 0</u>	<u>\$ 0</u>	<u>\$ 6,794</u>	<u>\$ 6,794</u>

KNOX COUNTY, OHIO**Schedule of Revenues, Expenditures and Changes in
Fund Balance – Budget and Actual (Non-GAAP Budgetary Basis)
Nonmajor Capital Projects Funds
For the Year Ended December 31, 2012**

	<u>Original Budget</u>	<u>Final Budget</u>	<u>Actual</u>	Variance with Final Budget Positive (Negative)
Revenues:				
Intergovernmental Revenues	<u>\$ 3,180,534</u>	<u>\$ 3,479,928</u>	<u>\$ 852,402</u>	<u>\$ (2,627,526)</u>
Total Revenues	<u>3,180,534</u>	<u>3,479,928</u>	<u>852,402</u>	<u>(2,627,526)</u>
Expenditures:				
Capital Outlay:				
Contractual Services	<u>2,493,474</u>	<u>3,169,773</u>	<u>1,448,938</u>	<u>1,720,835</u>
Total Expenditures	<u>2,493,474</u>	<u>3,169,773</u>	<u>1,448,938</u>	<u>1,720,835</u>
Excess (Deficiency) of Revenues Over (Under) Expenditures	687,060	310,155	(596,536)	(906,691)
Other Financing Sources (Uses):				
Ohio Public Works Commission Loan	<u>0</u>	<u>0</u>	<u>596,536</u>	<u>596,536</u>
Total Other Financing Sources (Uses)	<u>0</u>	<u>0</u>	<u>596,536</u>	<u>596,536</u>
Net Change in Fund Balance	687,060	310,155	0	(310,155)
Fund Balance at Beginning of Year	<u>0</u>	<u>0</u>	<u>0</u>	<u>0</u>
Fund Balance at End of Year	<u>\$ 687,060</u>	<u>\$ 310,155</u>	<u>\$ 0</u>	<u>\$ (310,155)</u>

KNOX COUNTY, OHIO

***Schedule of Revenues, Expenditures and Changes in
Fund Balance – Budget and Actual (Non-GAAP Budgetary Basis)
Nonmajor Capital Projects Funds
For the Year Ended December 31, 2012***

	<u>Original Budget</u>	<u>Final Budget</u>	<u>Actual</u>	Variance with Final Budget Positive (Negative)
Revenues:				
Total Revenues	<u>\$ 0</u>	<u>\$ 0</u>	<u>\$ 0</u>	<u>\$ 0</u>
Expenditures:				
Capital Outlay:				
Contractual Services	<u> 1,385</u>	<u> 1,385</u>	<u> 0</u>	<u> 1,385</u>
Total Expenditures	<u> 1,385</u>	<u> 1,385</u>	<u> 0</u>	<u> 1,385</u>
Excess (Deficiency) of				
Revenues Over (Under) Expenditures	<u> (1,385)</u>	<u> (1,385)</u>	<u> 0</u>	<u> 1,385</u>
Fund Balance at Beginning of Year	<u> 1,385</u>	<u> 1,385</u>	<u> 1,385</u>	<u> 0</u>
Fund Balance at End of Year	<u>\$ 0</u>	<u>\$ 0</u>	<u>\$ 1,385</u>	<u>\$ 1,385</u>

Fiduciary Funds

Fiduciary fund types are used to account for assets held by the County in a trustee capacity or as an agent for individuals, private organizations, other governmental units and/or other funds.

Agency Funds

District Board of Health Fund

The fund accounts for the District Board of Health for which the county auditor is the ex officio fiscal agent as required under Section 1515.23, Ohio Revised Code.

Soil and Water Conservation Fund

The fund accounts for the funds of the Soil and Water Conservation District, established under Chapter 1515, Ohio Revised Code, for which the county auditor is the fiscal agent.

Corporation Fund

The fund accounts for the portion of permissive taxes and local government money distributed to the City of Mount Vernon and villages in the County.

Local Government Fund

The fund accounts for money received from sales and rental of tangible personal property and selected services, distributed by the State of Ohio under Ohio Revised Code, Chapters 5739 and 5741. An alternative formula distributes all income to the County, City, Villages, Townships and Park Districts, for general operation.

Library Support Fund

The fund accounts for the collection of shared revenues from the State of Ohio that represents a portion of state income taxes which is returned to the County for use by district libraries and park districts. These monies are apportioned to the libraries on a monthly basis, allocated by the budget commission according to a formula.

Lodging Tax Fund

The fund accounts for a 3% excise tax on lodging furnished to transient guests. The auditor's office receives 5% and the remaining 95% is distributed to the Knox County Visitors Bureau.

Cigarette Tax Fund

The fund accounts for cigarette license money collected by the State and distributed by the County to certain local governments.

(Continued)

Agency Funds

Manufactured Home Tax Fund

The fund accounts for the collection of first and second half manufactured home taxes which are distributed to certain local governments.

County Court Agency Fund

The fund accounts for money received and distributed by the Court for the following court activities:

1. Clerk of Courts auto title fees, and legal (court related) receipts, and dispositions;
2. Probate Court related receipts and disbursements; and
3. Juvenile Court related receipts and disbursements.

Undivided Personal Property Tax Fund

The fund accounts for the first and second half collections of tangible personal property taxes and delinquent tangible tax to be distributed following state statute to cities, villages, townships, and the County itself.

Estate Tax Fund

The fund accounts for the collection of first and second half estate taxes which are distributed to the State and to certain local governments according to applicable State laws.

Undivided Real Estate Tax Fund

The fund accounts for the first and second half collection of real estate taxes and special assessments from real estate owners. These collections are periodically apportioned to local governments in the County.

Regional Planning Commission Fund

The fund was established by Knox County Regional Planning Commission with revenue generated based on cents per capita from all municipalities and townships within Knox County. The expenses are to contract or plan such information and reports as may be necessary to operate the Commission.

Workers Compensation Fund

The fund accounts for workers' compensation payments collected from local governments in the County and paid to the State.

Public Defender Indigent Fund

The fund was established for the collection of fees to be remitted to the Ohio Public Defender's Office.

(Continued)

Agency Funds

Inmate Fund

The fund accounts for monies held by the sheriff's department that belong to the prisoners. The money is distributed to the commissary or to the prisoner upon release.

Township Fund

The fund accounts for the portion of permissive taxes, gasoline tax and local government money to be distributed to the townships in the County.

Payroll Fund

The fund accounts for payroll taxes and other related payroll deductions accumulated from the governmental and proprietary funds for distribution to other governmental units and private organizations.

Park District Fund

The fund accounts for the collection of grants and donations to preserve county parks and recreation areas. Expenses are mainly to maintain and purchase additional parks within the county.

Forfeited Land Fund

The fund accounts for revenue received from property foreclosures. The money received is distributed to the appropriate funds to cover delinquent taxes and assessments.

KNOX COUNTY, OHIO

***Combining Statement Of Assets and Liabilities
Agency Funds
December 31, 2012***

	Undivided Real Estate Tax	All Other Agency	Totals
Assets:			
Cash and Cash Equivalents	\$2,818,375	\$2,121,864	\$4,940,239
Cash and Cash Equivalents in Segregated Accounts	0	537,815	537,815
Receivables:			
Taxes	55,611,855	0	55,611,855
Accounts	0	7,023	7,023
Special Assessments	23,565	0	23,565
Intergovernmental	0	2,516,811	2,516,811
Total Assets	<u>\$58,453,795</u>	<u>\$5,183,513</u>	<u>\$63,637,308</u>
Liabilities:			
Intergovernmental Payable	\$58,453,795	\$3,134,518	\$61,588,313
Undistributed Monies	0	529,987	529,987
Due to Others	0	1,519,008	1,519,008
Total Liabilities	<u>\$58,453,795</u>	<u>\$5,183,513</u>	<u>\$63,637,308</u>

KNOX COUNTY, OHIO**Combining Statement Of Changes in Assets and Liabilities
Agency Funds
For the Year Ended December 31, 2012**

	Balance December 31, 2011	Additions	Reductions	Balance December 31, 2012
District Board of Health				
Assets:				
Cash and Cash Equivalents	\$ 776,741	\$ 2,986,928	\$ (3,309,403)	\$ 454,266
Total Assets	<u>\$ 776,741</u>	<u>\$ 2,986,928</u>	<u>\$ (3,309,403)</u>	<u>\$ 454,266</u>
Liabilities:				
Due to Others	\$ 776,741	\$ 2,986,928	\$ (3,309,403)	\$ 454,266
Total Liabilities	<u>\$ 776,741</u>	<u>\$ 2,986,928</u>	<u>\$ (3,309,403)</u>	<u>\$ 454,266</u>
Soil and Water Conservation				
Assets:				
Cash and Cash Equivalents	\$ 256,145	\$ 294,278	\$ (303,274)	\$ 247,149
Total Assets	<u>\$ 256,145</u>	<u>\$ 294,278</u>	<u>\$ (303,274)</u>	<u>\$ 247,149</u>
Liabilities:				
Due to Others	\$ 256,145	\$ 294,278	\$ (303,274)	\$ 247,149
Total Liabilities	<u>\$ 256,145</u>	<u>\$ 294,278</u>	<u>\$ (303,274)</u>	<u>\$ 247,149</u>
Corporation				
Assets:				
Cash and Cash Equivalents	\$ 74,784	\$ 617,992	\$ (628,648)	\$ 64,128
Intergovernmental Receivable	177,731	155,392	(177,731)	155,392
Total Assets	<u>\$ 252,515</u>	<u>\$ 773,384</u>	<u>\$ (806,379)</u>	<u>\$ 219,520</u>
Liabilities:				
Intergovernmental Payable	\$ 252,515	\$ 773,384	\$ (806,379)	\$ 219,520
Total Liabilities	<u>\$ 252,515</u>	<u>\$ 773,384</u>	<u>\$ (806,379)</u>	<u>\$ 219,520</u>
Local Government				
Assets:				
Intergovernmental Receivable	\$ 873,490	\$ 490,808	\$ (873,490)	\$ 490,808
Total Assets	<u>\$ 873,490</u>	<u>\$ 490,808</u>	<u>\$ (873,490)</u>	<u>\$ 490,808</u>
Liabilities:				
Intergovernmental Payable	\$ 873,490	\$ 490,808	\$ (873,490)	\$ 490,808
Total Liabilities	<u>\$ 873,490</u>	<u>\$ 490,808</u>	<u>\$ (873,490)</u>	<u>\$ 490,808</u>

(Continued)

KNOX COUNTY, OHIO**Combining Statement Of Changes in Assets and Liabilities
Agency Funds
For the Year Ended December 31, 2012**

	Balance December 31, 2011	Additions	Reductions	Balance December 31, 2012
Library Support				
Assets:				
Cash and Cash Equivalents	\$ 0	\$ 1,450,955	\$ (1,450,955)	\$ 0
Intergovernmental Receivable	705,781	688,918	(705,781)	688,918
Total Assets	<u>\$ 705,781</u>	<u>\$ 2,139,873</u>	<u>\$ (2,156,736)</u>	<u>\$ 688,918</u>
Liabilities:				
Intergovernmental Payable	\$ 705,781	\$ 2,139,873	\$ (2,156,736)	\$ 688,918
Total Liabilities	<u>\$ 705,781</u>	<u>\$ 2,139,873</u>	<u>\$ (2,156,736)</u>	<u>\$ 688,918</u>
Lodging Tax				
Assets:				
Cash and Cash Equivalents	\$ 0	\$ 147,029	\$ (147,016)	\$ 13
Accounts Receivable	9,372	7,023	(9,372)	7,023
Total Assets	<u>\$ 9,372</u>	<u>\$ 154,052</u>	<u>\$ (156,388)</u>	<u>\$ 7,036</u>
Liabilities:				
Due to Others	9,372	\$ 154,052	\$ (156,388)	\$ 7,036
Total Liabilities	<u>\$ 9,372</u>	<u>\$ 154,052</u>	<u>\$ (156,388)</u>	<u>\$ 7,036</u>
Cigarette Tax				
Assets:				
Cash and Cash Equivalents	\$ 50	\$ 7,411	\$ (7,401)	\$ 60
Total Assets	<u>\$ 50</u>	<u>\$ 7,411</u>	<u>\$ (7,401)</u>	<u>\$ 60</u>
Liabilities:				
Intergovernmental Payable	\$ 50	\$ 7,411	\$ (7,401)	\$ 60
Total Liabilities	<u>\$ 50</u>	<u>\$ 7,411</u>	<u>\$ (7,401)</u>	<u>\$ 60</u>

(Continued)

KNOX COUNTY, OHIO

**Combining Statement Of Changes in Assets and Liabilities
Agency Funds
For the Year Ended December 31, 2012**

	Balance December 31, 2011	Additions	Reductions	Balance December 31, 2012
Manufactured Home Tax				
Assets:				
Cash and Cash Equivalents	\$ 14,844	\$ 184,458	\$ (172,182)	\$ 27,120
Total Assets	<u>\$ 14,844</u>	<u>\$ 184,458</u>	<u>\$ (172,182)</u>	<u>\$ 27,120</u>
Liabilities:				
Intergovernmental Payable	\$ 14,844	\$ 184,458	\$ (172,182)	\$ 27,120
Total Liabilities	<u>\$ 14,844</u>	<u>\$ 184,458</u>	<u>\$ (172,182)</u>	<u>\$ 27,120</u>
County Court Agency				
Assets:				
Cash and Cash Equivalents in Segregated Accounts	\$ 438,738	\$ 9,822,302	\$ (9,731,053)	\$ 529,987
Total Assets	<u>\$ 438,738</u>	<u>\$ 9,822,302</u>	<u>\$ (9,731,053)</u>	<u>\$ 529,987</u>
Liabilities:				
Intergovernmental Payable	\$ 0	\$ 5,093,001	\$ (5,093,001)	\$ 0
Undistributed Monies	438,738	529,987	(438,738)	529,987
Due to Others	0	4,199,314	(4,199,314)	0
Total Liabilities	<u>\$ 438,738</u>	<u>\$ 9,822,302</u>	<u>\$ (9,731,053)</u>	<u>\$ 529,987</u>
Undivided Personal Property Tax				
Assets:				
Cash and Cash Equivalents	\$ 0	\$ 303,430	\$ (303,430)	\$ 0
Receivables:				
Taxes	804	0	(804)	0
Total Assets	<u>\$ 804</u>	<u>\$ 303,430</u>	<u>\$ (304,234)</u>	<u>\$ 0</u>
Liabilities:				
Intergovernmental Payable	\$ 804	\$ 303,430	\$ (304,234)	\$ 0
Total Liabilities	<u>\$ 804</u>	<u>\$ 303,430</u>	<u>\$ (304,234)</u>	<u>\$ 0</u>
Estate Tax				
Assets:				
Cash and Cash Equivalents	\$ 637,314	\$ 965,105	\$ (1,256,331)	\$ 346,088
Total Assets	<u>\$ 637,314</u>	<u>\$ 965,105</u>	<u>\$ (1,256,331)</u>	<u>\$ 346,088</u>
Liabilities:				
Intergovernmental Payable	\$ 637,314	\$ 965,105	\$ (1,256,331)	\$ 346,088
Total Liabilities	<u>\$ 637,314</u>	<u>\$ 965,105</u>	<u>\$ (1,256,331)</u>	<u>\$ 346,088</u>

(Continued)

KNOX COUNTY, OHIO

**Combining Statement Of Changes in Assets and Liabilities
Agency Funds
For the Year Ended December 31, 2012**

	Balance December 31, 2011	Additions	Reductions	Balance December 31, 2012
Undivided Real Estate Tax				
Assets:				
Cash and Cash Equivalents	\$ 2,681,765	\$ 53,551,184	\$ (53,414,574)	\$ 2,818,375
Receivables:				
Taxes	54,297,740	55,611,855	(54,297,740)	55,611,855
Special Assessments	38,192	23,565	(38,192)	23,565
Total Assets	<u>\$ 57,017,697</u>	<u>\$ 109,186,604</u>	<u>\$ (107,750,506)</u>	<u>\$ 58,453,795</u>
Liabilities:				
Intergovernmental Payable	\$ 57,017,697	\$ 109,186,604	\$ (107,750,506)	\$ 58,453,795
Total Liabilities	<u>\$ 57,017,697</u>	<u>\$ 109,186,604</u>	<u>\$ (107,750,506)</u>	<u>\$ 58,453,795</u>
Regional Planning Commission				
Assets:				
Cash and Cash Equivalents	\$ 46,748	\$ 69,379	\$ (85,865)	\$ 30,262
Total Assets	<u>\$ 46,748</u>	<u>\$ 69,379</u>	<u>\$ (85,865)</u>	<u>\$ 30,262</u>
Liabilities:				
Due to Others	\$ 46,748	\$ 69,379	\$ (85,865)	\$ 30,262
Total Liabilities	<u>\$ 46,748</u>	<u>\$ 69,379</u>	<u>\$ (85,865)</u>	<u>\$ 30,262</u>
Workers' Compensation				
Assets:				
Cash and Cash Equivalents	\$ 0	\$ 227,571	\$ (227,571)	\$ 0
Intergovernmental Receivable	22,190	16,683	(22,190)	16,683
Total Assets	<u>\$ 22,190</u>	<u>\$ 244,254</u>	<u>\$ (249,761)</u>	<u>\$ 16,683</u>
Liabilities:				
Intergovernmental Payable	\$ 22,190	\$ 244,254	\$ (249,761)	\$ 16,683
Total Liabilities	<u>\$ 22,190</u>	<u>\$ 244,254</u>	<u>\$ (249,761)</u>	<u>\$ 16,683</u>
Public Defender Indigent				
Assets:				
Cash and Cash Equivalents	\$ 0	\$ 5,038	\$ (5,038)	\$ 0
Intergovernmental Receivable	280	300	(280)	300
Total Assets	<u>\$ 280</u>	<u>\$ 5,338</u>	<u>\$ (5,318)</u>	<u>\$ 300</u>
Liabilities:				
Intergovernmental Payable	\$ 280	\$ 5,338	\$ (5,318)	\$ 300
Total Liabilities	<u>\$ 280</u>	<u>\$ 5,338</u>	<u>\$ (5,318)</u>	<u>\$ 300</u>

(Continued)

KNOX COUNTY, OHIO**Combining Statement Of Changes in Assets and Liabilities
Agency Funds
For the Year Ended December 31, 2012**

	Balance December 31, 2011	Additions	Reductions	Balance December 31, 2012
Inmate				
Assets:				
Cash and Cash Equivalents in Segregated Accounts	\$ 5,918	\$ 191,294	\$ (189,384)	\$ 7,828
Total Assets	<u>\$ 5,918</u>	<u>\$ 191,294</u>	<u>\$ (189,384)</u>	<u>\$ 7,828</u>
Liabilities:				
Due to Others	\$ 5,918	\$ 191,294	\$ (189,384)	\$ 7,828
Total Liabilities	<u>\$ 5,918</u>	<u>\$ 191,294</u>	<u>\$ (189,384)</u>	<u>\$ 7,828</u>
Township				
Assets:				
Cash and Cash Equivalents	\$ 0	\$ 2,712,109	\$ (2,712,109)	\$ 0
Intergovernmental Receivable	1,171,036	1,164,710	(1,171,036)	1,164,710
Total Assets	<u>\$ 1,171,036</u>	<u>\$ 3,876,819</u>	<u>\$ (3,883,145)</u>	<u>\$ 1,164,710</u>
Liabilities:				
Intergovernmental Payable	1,171,036	\$ 3,876,819	\$ (3,883,145)	\$ 1,164,710
Total Liabilities	<u>\$ 1,171,036</u>	<u>\$ 3,876,819</u>	<u>\$ (3,883,145)</u>	<u>\$ 1,164,710</u>
Payroll				
Assets:				
Cash and Cash Equivalents	\$ 193,838	\$ 17,675,197	\$ (17,684,303)	\$ 184,732
Total Assets	<u>\$ 193,838</u>	<u>\$ 17,675,197</u>	<u>\$ (17,684,303)</u>	<u>\$ 184,732</u>
Liabilities:				
Intergovernmental Payable	\$ 176,382	\$ 6,231,113	\$ (6,227,184)	\$ 180,311
Due to Others	17,456	11,444,084	(11,457,119)	4,421
Total Liabilities	<u>\$ 193,838</u>	<u>\$ 17,675,197</u>	<u>\$ (17,684,303)</u>	<u>\$ 184,732</u>
Park District				
Assets:				
Cash and Cash Equivalents	\$ 647,453	\$ 444,030	\$ (323,437)	\$ 768,046
Total Assets	<u>\$ 647,453</u>	<u>\$ 444,030</u>	<u>\$ (323,437)</u>	<u>\$ 768,046</u>
Liabilities:				
Due to Others	\$ 647,453	\$ 444,030	\$ (323,437)	\$ 768,046
Total Liabilities	<u>\$647,453</u>	<u>\$444,030</u>	<u>(\$323,437)</u>	<u>\$768,046</u>

(Continued)

KNOX COUNTY, OHIO**Combining Statement Of Changes in Assets and Liabilities
Agency Funds
For the Year Ended December 31, 2012**

	Balance December 31, 2011	Additions	Reductions	Balance December 31, 2012
Forfeited Land Fund				
Assets:				
Cash and Cash Equivalents	\$ 0	\$ 24,394	\$ (24,394)	\$ 0
Total Assets	<u>\$ 0</u>	<u>\$ 24,394</u>	<u>\$ (24,394)</u>	<u>\$ 0</u>
Liabilities:				
Intergovernmental Payable	\$ 0	\$ 24,394	\$ (24,394)	\$ 0
Total Liabilities	<u>\$ 0</u>	<u>\$ 24,394</u>	<u>\$ (24,394)</u>	<u>\$ 0</u>
All Agency Funds				
Assets:				
Cash and Cash Equivalents	\$ 5,329,682	\$ 81,666,488	\$ (82,055,931)	\$ 4,940,239
Cash and Cash Equivalents in Segregated Accounts	444,656	10,013,596	(9,920,437)	537,815
Receivables:				
Taxes	54,298,544	55,611,855	(54,298,544)	55,611,855
Accounts	9,372	7,023	(9,372)	7,023
Special Assessments	38,192	23,565	(38,192)	23,565
Intergovernmental	2,950,508	2,516,811	(2,950,508)	2,516,811
Total Assets	<u>\$ 63,070,954</u>	<u>\$ 149,839,338</u>	<u>\$ (149,272,984)</u>	<u>\$ 63,637,308</u>
Liabilities:				
Intergovernmental Payable	\$ 60,872,383	\$ 129,525,992	\$ (128,810,062)	\$ 61,588,313
Undistributed Monies	438,738	529,987	(438,738)	529,987
Due to Others	1,759,833	19,783,359	(20,024,184)	1,519,008
Total Liabilities	<u>\$ 63,070,954</u>	<u>\$ 149,839,338</u>	<u>\$ (149,272,984)</u>	<u>\$ 63,637,308</u>

COMPONENT UNITS

KNOX COUNTY, OHIO

Statement of Cash Flows
Component Unit
For the Year Ended December 31, 2012

	Knox County Airport
<u>Cash Flows from Operating Activities:</u>	
Cash Received from Customers	\$502,142
Cash Payments to Suppliers for Goods and Services	(418,553)
Cash Payments to Employees for Service	(110,951)
Other Operating Receipts	22,161
Net Cash Used by Operating Activities	<u>(5,201)</u>
<u>Cash Flows from Noncapital and Related Financing Activities:</u>	
Operating Grant	99,075
Net Cash Provided by Noncapital and Related Financing Activities	<u>99,075</u>
<u>Cash Flows from Capital and Related Financing Activities:</u>	
Acquisition of Capital Assets	(50,455)
Debt Principal Retirement	(36,300)
Interest Paid on Debt	(31,700)
Net Cash Used for Capital and Related Financing Activities	<u>(118,455)</u>
Net Decrease in Cash and Cash Equivalents	(24,581)
Cash and Cash Equivalents at Beginning of Year	335,992
Cash and Cash Equivalents at End of Year	<u>\$311,411</u>
<u>Reconciliation of Operating Loss to Net Cash</u>	
<u>Used by Operating Activities:</u>	
Operating Loss	(\$214,141)
Adjustments to Reconcile Operating Loss to	
Net Cash Provided by Operating Activities:	
Depreciation Expense	189,871
Changes in Assets and Liabilities:	
Decrease in Accounts Receivable	9,785
Increase in Inventory	(11,690)
Increase in Accounts Payable	8,231
Increase in Due to Primary Government	12,743
Total Adjustments	<u>208,940</u>
Net Cash Used by Operating Activities	<u>(\$5,201)</u>



STATISTICAL SECTION



STATISTICAL TABLES

This part of the County’s comprehensive annual financial report presents detailed information as a context for understanding what the information in the financial statements, note disclosures, and required supplementary information says about the County’s overall financial health.

Contents

Financial Trends	S 2 – S 13
These schedules contain trend information to help the reader understand how the County’s financial position has changed over time.	
Revenue Capacity	S 14 – S 21
These schedules contain information to help the reader understand and assess the factors affecting the County’s ability to generate its most significant local revenue sources, which is property tax.	
Debt Capacity	S 22 – S 31
These schedules present information to help the reader assess the affordability of the County’s current levels of outstanding debt and the County’s ability to issue additional debt in the future.	
Economic and Demographic Information	S 32 – S 35
These schedules offer economic and demographic indicators to help the reader understand the environment within which the County’s financial activities take place and to provide information that facilitates comparisons of financial information over time and among governments.	
Operating Information	S 36 – S 43
These schedules contain service and infrastructure data to help the reader understand how the information in the County’s financial report relates to the services the County provides and the activities it performs.	
Sources Note:	
Unless otherwise noted, the information in these schedules is derived from the comprehensive annual financial reports for the relevant year.	

Knox County, Ohio

*Net Position by Component
Last Ten Years
(accrual basis of accounting)*

	<u>2003</u>	<u>2004</u>	<u>2005</u>	<u>2006</u>
Governmental Activities:				(2)
Net Investment in Capital Assets (1)	\$41,056,331	\$41,903,085	\$43,886,006	\$46,821,271
Restricted	13,036,753	16,527,301	17,680,936	19,237,519
Unrestricted	6,935,912	5,031,146	4,973,565	5,001,152
Total Governmental Activities Net Position	<u>\$61,028,996</u>	<u>\$63,461,532</u>	<u>\$66,540,507</u>	<u>\$71,059,942</u>
Business-type Activities:				
Net Investment in Capital Assets	\$3,025,719	\$2,979,054	\$2,865,970	\$2,801,699
Unrestricted (Deficit) (3)	(299,060)	60,693	411,799	673,904
Total Business-type Activities Net Position	<u>\$2,726,659</u>	<u>\$3,039,747</u>	<u>\$3,277,769</u>	<u>\$3,475,603</u>
Primary Government:				
Net Investment in Capital Assets	\$44,082,050	\$44,882,139	\$46,751,976	\$49,622,970
Restricted	13,036,753	16,527,301	17,680,936	19,237,519
Unrestricted	6,636,852	5,091,839	5,385,364	5,675,056
Total Primary Government Net Position	<u>\$63,755,655</u>	<u>\$66,501,279</u>	<u>\$69,818,276</u>	<u>\$74,535,545</u>

(1) Net Position was restated for 2003 as a result of reporting infrastructure capital assets in 2004.

Source: County Auditor's Office

(2) Net Position was restated for 2006 as a result of a prior period adjustment.

(3) Net Position was restated for 2009 as a result of a prior period adjustment.

(4) Net Position was restated for 2011 as a result of a prior period adjustment.

Knox County, Ohio

2007	2008	2009	2010	2011	2012
				(4)	
\$46,412,153	\$46,177,057	\$46,246,780	\$49,273,409	\$50,171,806	\$50,381,060
19,198,230	17,732,203	19,974,016	23,119,705	26,284,909	24,624,520
6,207,084	4,195,953	4,374,081	5,154,707	3,530,088	2,876,152
<u>\$71,817,467</u>	<u>\$68,105,213</u>	<u>\$70,594,877</u>	<u>\$77,547,821</u>	<u>\$79,986,803</u>	<u>\$77,881,732</u>
\$3,028,127	\$2,759,725	\$3,214,860	\$3,904,705	\$3,695,596	\$5,308,460
874,504	1,310,052	2,398,616	2,308,792	2,720,479	1,093,682
<u>\$3,902,631</u>	<u>\$4,069,777</u>	<u>\$5,613,476</u>	<u>\$6,213,497</u>	<u>\$6,416,075</u>	<u>\$6,402,142</u>
\$49,440,280	\$48,936,782	\$49,461,640	\$53,178,114	\$53,867,402	\$55,689,520
19,198,230	17,732,203	19,974,016	23,119,705	26,284,909	24,624,520
7,081,588	5,506,005	6,772,697	7,463,499	6,250,567	3,969,834
<u>\$75,720,098</u>	<u>\$72,174,990</u>	<u>\$76,208,353</u>	<u>\$83,761,318</u>	<u>\$86,402,878</u>	<u>\$84,283,874</u>

Knox County, Ohio

Changes in Net Position Last Ten Years (accrual basis of accounting)

	2003	2004	2005	2006
Expenses				(2)
Governmental Activities:				
Legislative and Executive	\$7,089,635	\$7,278,991	\$6,122,181	\$6,400,430
Judicial	1,769,703	1,934,458	2,039,252	2,229,258
Public Safety	5,386,148	5,733,059	6,043,282	6,107,506
Public Works (1)	3,636,612	5,427,085	5,712,117	5,621,382
Health	466,347	478,172	395,115	454,620
Human Services	11,960,600	12,136,393	13,208,704	13,951,835
Interest and Fiscal Charges (4)	619,855	584,434	553,327	520,280
<i>Total Governmental Activities Expenses</i>	<u>30,928,900</u>	<u>33,572,592</u>	<u>34,073,978</u>	<u>35,285,311</u>
Business-type Activities:				
Sewer (4)	956,011	1,070,213	1,230,448	1,187,566
Landfill	(250,562)	0	0	34,461
<i>Total Business-type Activities Expenses</i>	<u>705,449</u>	<u>1,070,213</u>	<u>1,230,448</u>	<u>1,222,027</u>
<i>Total Primary Government Expenses</i>	<u>\$31,634,349</u>	<u>\$34,642,805</u>	<u>\$35,304,426</u>	<u>\$36,507,338</u>
Program Revenues				
Governmental Activities:				
Charges for Services				
Legislative and Executive	\$1,791,213	\$1,621,133	\$1,465,367	\$1,495,793
Judicial	594,876	575,094	614,890	618,580
Public Safety	524,686	706,810	723,825	668,569
Public Works	34,775	20,935	121,981	88,200
Health	159,619	139,786	151,504	148,866
Human Services	218,962	183,466	317,279	317,346
Operating Grants and Contributions	11,219,722	14,788,683	12,593,812	15,852,404
Capital Grants and Contributions	657,936	1,547,194	1,309,141	2,514,692
<i>Total Governmental Activities Program Revenues</i>	<u>15,201,789</u>	<u>19,583,101</u>	<u>17,297,799</u>	<u>21,704,450</u>

(1) Expenses were restated for 2003 as a result of reporting infrastructure capital assets in 2004.

(2) Net Position was restated for 2006 as a result of a prior period adjustment.

(3) Capital Grants and Contributions were restated for 2009 as a result of a prior period adjustment.

(4) Interest and Fiscal Charges was restated for 2011 as a result of a prior period adjustment.

Knox County, Ohio

2007	2008	2009	2010	2011	2012
\$6,596,815	\$7,669,993	\$6,145,058	\$6,035,909	\$7,210,075	\$6,869,622
2,178,492	2,255,167	2,180,208	2,101,009	2,112,160	2,169,830
6,023,816	6,416,779	6,524,287	6,675,712	7,186,473	7,567,869
6,966,197	6,624,205	5,542,229	6,104,722	6,044,318	6,917,441
551,510	473,310	466,915	471,674	517,204	515,608
16,135,467	17,704,895	15,780,147	13,571,708	14,412,498	16,987,137
499,031	476,946	473,944	272,330	332,106	325,128
<u>38,951,328</u>	<u>41,621,295</u>	<u>37,112,788</u>	<u>35,233,064</u>	<u>37,814,834</u>	<u>41,352,635</u>
1,035,406	1,488,318	1,254,142	1,293,085	1,720,573	2,228,748
0	0	17,563	0	97,909	0
<u>1,035,406</u>	<u>1,488,318</u>	<u>1,271,705</u>	<u>1,293,085</u>	<u>1,818,482</u>	<u>2,228,748</u>
<u>\$39,986,734</u>	<u>\$43,109,613</u>	<u>\$38,384,493</u>	<u>\$36,526,149</u>	<u>\$39,633,316</u>	<u>\$43,581,383</u>
\$1,333,018	\$1,469,638	\$1,538,388	\$1,536,183	\$1,639,889	\$1,672,400
625,573	610,516	674,700	848,202	852,235	858,571
736,359	857,152	872,700	996,967	1,230,372	1,011,205
61,676	109,294	58,177	67,621	6,555	23,654
170,066	184,077	220,784	223,267	246,248	246,222
230,807	305,353	361,484	307,143	323,650	332,691
16,638,278	15,860,786	14,313,536	13,682,020	13,668,987	12,682,163
848,177	417,569	1,086,915	3,273,856	2,471,982	1,470,590
<u>20,643,954</u>	<u>19,814,385</u>	<u>19,126,684</u>	<u>20,935,259</u>	<u>20,439,918</u>	<u>18,297,496</u>

(Continued)

Knox County, Ohio

Changes in Net Position Last Ten Years (accrual basis of accounting)

	2003	2004	2005	2006
Business-type Activities:				(2)
Charges for Services				
Sewer	1,056,339	1,143,970	1,262,302	1,236,912
Landfill	0	0	0	0
Operating Grants and Contributions	0	0	0	0
Capital Grants and Contributions (3)	178,508	168,456	145,523	74,693
<i>Total Business-type Activities Program Revenues</i>	1,234,847	1,312,426	1,407,825	1,311,605
<i>Total Primary Government Program Revenues</i>	16,436,636	20,895,527	18,705,624	23,016,055
Net (Expense)/Revenue				
Governmental Activities	(15,727,111)	(13,989,491)	(16,776,179)	(13,580,861)
Business-type Activities	529,398	242,213	177,377	89,578
<i>Total Primary Government Net (Expense)/Revenue</i>	(\$15,197,713)	(\$13,747,278)	(\$16,598,802)	(\$13,491,283)
General Revenues and Other Changes in Net Position				
Governmental Activities:				
Property Taxes Levied for:				
General Purposes	\$4,529,804	\$3,457,090	\$3,784,744	\$4,022,446
Special Purposes	1,898,784	3,845,521	4,114,004	3,902,459
Sales Taxes	4,599,207	4,808,365	5,262,248	5,359,260
Intergovernmental Revenues, Unrestricted	2,311,657	1,943,098	1,849,740	2,027,126
Investment Earnings	336,429	413,663	734,177	1,241,601
Miscellaneous	945,500	2,025,165	2,161,733	1,561,855
Transfers	(797,113)	(70,875)	(60,645)	(14,451)
<i>Total Governmental Activities</i>	13,824,268	16,422,027	17,846,001	18,100,296
Business-type Activities:				
Investment Earnings	0	0	0	93,805
Transfers	797,113	70,875	60,645	14,451
<i>Total Business-type Activities</i>	797,113	70,875	60,645	108,256
<i>Total Primary Government</i>	\$14,621,381	\$16,492,902	\$17,906,646	\$18,208,552
Change in Net Position				
Governmental Activities	(\$1,902,843)	\$2,432,536	\$1,069,822	\$4,519,435
Business-type Activities	1,326,511	313,088	238,022	197,834
<i>Total Primary Government Change in Net Position</i>	(\$576,332)	\$2,745,624	\$1,307,844	\$4,717,269

Source: County Auditor's Office

Knox County, Ohio

2007	2008	2009	2010	2011	2012
1,298,431	1,340,980	1,418,102	1,450,720	1,742,668	1,862,932
21,017	18,635	0	127,089	0	1,489
0	0	0	107,135	140,103	140,103
56,368	39,998	1,225,478	114,730	146,200	98,081
<u>1,375,816</u>	<u>1,399,613</u>	<u>2,643,580</u>	<u>1,799,674</u>	<u>2,028,971</u>	<u>2,102,605</u>
<u>22,019,770</u>	<u>21,213,998</u>	<u>21,770,264</u>	<u>22,734,933</u>	<u>22,468,889</u>	<u>20,400,101</u>
(18,307,374)	(21,806,910)	(17,986,104)	(14,297,805)	(17,374,916)	(23,055,139)
340,410	(88,705)	1,371,875	506,589	210,489	(126,143)
<u>(\$17,966,964)</u>	<u>(\$21,895,615)</u>	<u>(\$16,614,229)</u>	<u>(\$13,791,216)</u>	<u>(\$17,164,427)</u>	<u>(\$23,181,282)</u>
\$3,823,813	\$3,653,400	\$3,847,226	\$3,810,053	\$3,823,921	\$3,908,629
4,188,238	3,989,314	6,352,299	6,350,981	6,398,403	6,459,890
5,404,743	5,439,281	4,951,627	5,726,806	5,465,107	5,920,900
2,357,839	2,758,915	3,259,260	3,175,551	2,906,735	2,604,245
1,499,020	707,531	421,128	150,227	177,190	154,864
1,784,125	1,732,961	1,777,222	2,106,347	1,336,069	1,996,545
7,121	(186,746)	(132,994)	(69,216)	(88,082)	(95,005)
<u>19,064,899</u>	<u>18,094,656</u>	<u>20,475,768</u>	<u>21,250,749</u>	<u>20,019,343</u>	<u>20,950,068</u>
93,739	69,105	38,830	24,216	23,818	17,205
(7,121)	186,746	132,994	69,216	88,082	95,005
<u>86,618</u>	<u>255,851</u>	<u>171,824</u>	<u>93,432</u>	<u>111,900</u>	<u>112,210</u>
<u>\$19,151,517</u>	<u>\$18,350,507</u>	<u>\$20,647,592</u>	<u>\$21,344,181</u>	<u>\$20,131,243</u>	<u>\$21,062,278</u>
\$757,525	(\$3,712,254)	\$2,489,664	\$6,952,944	\$2,644,427	(\$2,105,071)
427,028	167,146	1,543,699	600,021	322,389	(13,933)
<u>\$1,184,553</u>	<u>(\$3,545,108)</u>	<u>\$4,033,363</u>	<u>\$7,552,965</u>	<u>\$2,966,816</u>	<u>(\$2,119,004)</u>

Knox County, Ohio

*Fund Balances, Governmental Funds
Last Ten Years
(modified accrual basis of accounting)*

	2003	2004	2005	2006
General Fund				
Nonspendable	\$0	\$0	\$0	\$0
Assigned	0	0	0	0
Unassigned	0	0	0	0
Reserved	648,831	462,282	594,697	497,138
Unreserved	2,554,864	2,622,071	1,700,477	1,988,947
<i>Total General Fund</i>	<u>3,203,695</u>	<u>3,084,353</u>	<u>2,295,174</u>	<u>2,486,085</u>
All Other Governmental Funds				
Nonspendable	0	0	0	0
Restricted	0	0	0	0
Assigned	0	0	0	0
Unassigned	0	0	0	0
Reserved	1,909,605	1,838,062	2,183,810	2,233,541
Unreserved, Undesignated, Reported in:				
Special Revenue Funds	8,049,545	10,093,651	11,804,232	12,891,879
Debt Service Funds	0	0	0	0
Capital Projects Funds	2,107,380	1,245,265	819,622	411,586
<i>Total All Other Governmental Funds</i>	<u>12,066,530</u>	<u>13,176,978</u>	<u>14,807,664</u>	<u>15,537,006</u>
<i>Total Governmental Funds</i>	<u><u>\$15,270,225</u></u>	<u><u>\$16,261,331</u></u>	<u><u>\$17,102,838</u></u>	<u><u>\$18,023,091</u></u>

Source: County Auditor's Office

Note: The County implemented GASB 54 in 2011 which established new fund balance classifications for governmental funds.

Knox County, Ohio

2007	2008	2009	2010	2011	2012
\$0	\$0	\$0	\$0	\$229,114	\$216,611
0	0	0	0	1,531,904	1,525,988
0	0	0	0	1,364,951	1,660,248
662,662	601,554	473,903	492,106	0	0
<u>2,089,151</u>	<u>1,200,614</u>	<u>1,717,030</u>	<u>2,122,349</u>	<u>0</u>	<u>0</u>
<u>2,751,813</u>	<u>1,802,168</u>	<u>2,190,933</u>	<u>2,614,455</u>	<u>3,125,969</u>	<u>3,402,847</u>
0	0	0	0	352,260	308,489
0	0	0	0	22,389,104	21,159,815
0	0	0	0	504,077	593,854
0	0	0	0	(89)	(9,683)
2,552,965	1,465,703	1,712,120	1,112,747	0	0
12,763,343	10,536,832	14,071,965	17,820,875	0	0
0	0	0	0	0	0
<u>611,413</u>	<u>750,308</u>	<u>727,137</u>	<u>488,410</u>	<u>0</u>	<u>0</u>
<u>15,927,721</u>	<u>12,752,843</u>	<u>16,511,222</u>	<u>19,422,032</u>	<u>23,245,352</u>	<u>22,052,475</u>
<u>\$18,679,534</u>	<u>\$14,555,011</u>	<u>\$18,702,155</u>	<u>\$22,036,487</u>	<u>\$26,371,321</u>	<u>\$25,455,322</u>

Knox County, Ohio

*Changes in Fund Balances, Governmental Funds
Last Ten Years
(modified accrual basis of accounting)*

	2003	2004	2005
Revenues:			
Taxes	\$11,603,148	\$12,050,302	\$13,187,367
Intergovernmental Revenues	14,428,199	18,715,280	16,017,172
Charges for Services	3,115,139	3,075,611	3,136,918
Licenses and Permits	122,658	123,798	128,829
Investment Earnings	332,673	403,721	690,552
Special Assessments	232,199	214,232	47,240
Fines and Forfeitures	89,492	75,621	81,119
All Other Revenue	945,500	1,778,066	2,155,115
Total Revenue	30,869,008	36,436,631	35,444,312
Expenditures:			
Current:			
General Government:			
Legislative and Executive	5,983,455	6,715,071	6,733,588
Judicial	1,759,399	1,924,466	2,020,580
Public Safety	4,953,020	5,734,322	5,549,473
Public Works	4,223,164	4,651,423	5,934,571
Health	405,707	415,342	329,875
Human Services	11,853,157	12,187,436	12,144,183
Intergovernmental	0	0	0
Capital Outlay	1,539,268	2,447,070	2,704,731
Debt Service:			
Principal Retirement	703,075	718,296	666,806
Interest and Fiscal Charges	622,997	587,622	550,847
Total Expenditures	32,043,242	35,381,048	36,634,654
Excess (Deficiency) of Revenues Over Expenditures	(1,174,234)	1,055,583	(1,190,342)

Knox County, Ohio

2006	2007	2008	2009	2010	2011	2012
\$13,209,994	\$13,383,880	\$13,117,298	\$15,086,952	\$15,417,736	\$15,610,959	\$16,277,842
19,943,838	19,842,435	17,551,214	20,211,095	20,029,661	19,747,429	17,210,507
3,100,123	2,909,318	3,224,427	3,398,465	3,555,170	3,813,643	3,731,180
120,094	138,752	167,644	208,226	213,560	219,933	225,507
1,150,972	1,380,218	639,692	414,462	147,357	175,371	154,444
29,938	25,227	46,702	29,374	10,092	12,719	24,059
85,710	95,514	93,224	87,929	175,180	285,019	170,037
1,572,986	1,995,442	1,761,323	1,793,579	1,962,072	1,305,617	2,141,929
<u>39,213,655</u>	<u>39,770,786</u>	<u>36,601,524</u>	<u>41,230,082</u>	<u>41,510,828</u>	<u>41,170,690</u>	<u>39,935,505</u>
6,377,665	6,437,179	6,880,886	6,228,729	5,725,837	5,576,818	6,402,100
2,255,843	2,168,442	2,216,707	2,179,242	2,086,329	2,013,428	2,138,498
5,699,038	5,696,130	6,000,693	6,371,465	6,633,390	6,496,890	6,905,585
5,094,317	5,751,430	5,080,715	4,446,632	4,932,333	4,703,184	5,626,902
385,050	478,587	449,367	415,995	417,456	469,722	463,601
12,259,649	14,098,762	15,250,656	13,643,822	11,579,167	11,501,805	14,648,486
1,651,020	2,081,824	2,057,835	2,053,506	2,039,618	2,052,914	1,961,519
3,457,932	1,696,281	1,358,922	1,940,957	3,791,073	2,961,457	2,671,199
637,433	658,364	732,105	769,696	940,226	883,249	1,503,993
524,549	502,744	480,876	468,746	450,375	307,762	301,486
<u>38,342,496</u>	<u>39,569,743</u>	<u>40,508,762</u>	<u>38,518,790</u>	<u>38,595,804</u>	<u>36,967,229</u>	<u>42,623,369</u>
871,159	201,043	(3,907,238)	2,711,292	2,915,024	4,203,461	(2,687,864)

(Continued)

Knox County, Ohio

*Changes in Fund Balances, Governmental Funds
Last Ten Years
(modified accrual basis of accounting)*

	<u>2003</u>	<u>2004</u>	<u>2005</u>
Other Financing Sources (Uses):			
Sale of Capital Assets	0	0	0
Insurance Recoveries	0	0	0
Refunding General Obligation Bonds Issued	0	0	0
Premium on General Obligation Refunding Bonds	0	0	0
Payment to Refunded Bond Escrow Agent	0	0	0
Inception of Capital Lease	0	0	135,302
Ohio Public Works Commission Loan	0	32,704	0
Ohio Water Development Authority Loan	0	0	0
Loan Issued	0	0	0
Installment Loan	0	0	0
Premium on General Obligation Bonds	0	0	0
Transfers In	1,978,354	1,269,966	1,983,541
Transfers Out	<u>(2,131,323)</u>	<u>(1,340,841)</u>	<u>(2,044,186)</u>
Total Other Financing Sources (Uses)	<u>(152,969)</u>	<u>(38,171)</u>	<u>74,657</u>
Net Change in Fund Balance	<u><u>(\$1,327,203)</u></u>	<u><u>\$1,017,412</u></u>	<u><u>(\$1,115,685)</u></u>
Debt Service as a Percentage of Noncapital Expenditures	4.44%	4.12%	3.81%

Source: County Auditor's Office

Knox County, Ohio

2006	2007	2008	2009	2010	2011	2012
0	0	0	0	0	204,700	0
0	0	0	0	196,488	70,843	0
0	0	0	0	7,470,000	0	0
0	0	0	0	162,962	0	0
0	0	0	0	(7,413,303)	0	0
0	165,700	0	144,777	0	0	37,019
0	356,656	119,189	0	13,276	0	596,536
0	0	0	661,648	34,483	32,513	0
0	0	0	600,000	0	0	0
0	0	0	0	0	0	1,266,846
0	0	0	0	0	0	0
1,995,279	1,715,767	1,822,278	1,268,939	1,012,338	1,201,605	1,107,927
<u>(2,009,730)</u>	<u>(1,708,646)</u>	<u>(2,009,024)</u>	<u>(1,401,933)</u>	<u>(1,081,554)</u>	<u>(1,289,687)</u>	<u>(1,202,932)</u>
<u>(14,451)</u>	<u>529,477</u>	<u>(67,557)</u>	<u>1,273,431</u>	<u>394,690</u>	<u>219,974</u>	<u>1,805,396</u>
<u>\$856,708</u>	<u>\$730,520</u>	<u>(\$3,974,795)</u>	<u>\$3,984,723</u>	<u>\$3,309,714</u>	<u>\$4,423,435</u>	<u>(\$882,468)</u>
3.53%	3.14%	3.17%	3.56%	4.12%	3.59%	4.62%

Knox County, Ohio

Assessed Valuations and Estimated True Values of Taxable Property
(per \$1,000 of assessed value)
Last Ten Years
(dollar amounts in thousands)

Tax year	2003	2004	2005	2006
Real Property				
Assessed	\$809,928	\$832,520	\$853,649	\$954,584
Actual	2,314,080	2,378,629	2,438,997	2,727,383
Public Utility				
Assessed	38,990	39,157	39,394	39,517
Actual	155,961	156,630	157,577	158,068
Tangible Personal Property				
Assessed	111,165	104,743	101,788	96,790
Actual	444,660	418,972	407,152	516,213
Total				
Assessed	960,083	976,420	994,831	1,090,891
Actual	2,914,701	2,954,231	3,003,726	3,401,664
Assessed Value as a Percentage of Actual Value	32.94%	33.05%	33.12%	32.07%
Total Direct Tax Rate	\$9.70	\$9.70	\$9.70	\$9.70

Source: County Auditor's Office

Property is revalued every six years. Assessed value of Real Property are at 35% of Estimated True Value. Assessed value of Public Utility is at 25% and Assessed Value of Tangible Personal Property is at 25% through 2005, at 18.75% for 2006, 12.5% for 2007, and 6.25% for 2008 and 0% for 2009 and forward.

Knox County, Ohio

<u>2007</u>	<u>2008</u>	<u>2009</u>	<u>2010</u>	<u>2011</u>	<u>2012</u>
\$979,076 2,797,360	\$989,454 2,827,011	\$1,117,820 3,193,771	\$1,123,007 3,208,591	\$1,125,887 3,216,820	\$1,119,807 3,199,449
39,535 158,140	33,611 134,444	34,933 139,732	37,862 151,448	39,934 159,736	42,862 171,448
77,143 617,144	70,367 1,125,872	0 0	0 0	0 0	0 0
1,095,754 3,572,644	1,093,432 4,087,327	1,152,753 3,333,503	1,160,869 3,360,039	1,165,821 3,376,556	1,162,669 3,370,897
30.67%	26.75%	34.58%	34.55%	34.53%	34.49%
\$9.70	\$9.49	\$12.59	\$12.59	\$12.59	\$12.59

Knox County, Ohio

*Property Tax Rates of Direct and Overlapping Governments
(per \$1,000 of assessed value)
Last Ten Years*

Collection Year	2003	2004	2005	2006
Direct Rates				
General Fund	3.40	3.40	3.40	3.40
Mental Retardation	2.60	2.60	2.60	2.60
Children Services	1.30	1.30	1.30	1.30
Community Mental Health	1.00	1.00	1.00	1.00
Senior Citizens	1.00	1.00	1.00	1.00
Park District	0.00	0.00	0.00	0.00
Board of Health	0.40	0.40	0.40	0.40
Total	9.70	9.70	9.70	9.70
Overlapping Rates				
City of Mount Vernon	3.20	3.20	3.20	3.20
Villages	2.50 - 7.40	2.50 - 7.40	2.50 - 8.60	2.50 - 8.60
Townships	0.30 - 7.60	0.30 - 7.60	0.30 - 7.60	0.30 - 7.60
In County School Districts	35.43 - 54.53	35.43 - 54.53	35.29 - 54.09	34.00 - 53.40
Out of County School Districts	35.00 - 50.20	35.00 - 50.20	35.17 - 49.25	40.90 - 47.65
Joint Vocational School Districts	3.80 - 6.40	2.80 - 6.40	3.00 - 6.40	3.00 - 6.40
Other Units	0.80 - 5.50	0.80 - 5.50	0.80 - 5.50	0.41 - 5.50

Ohio Revised Code Sections 5705.02 and 5705.07 require a vote of the people for any millage exceeding the "unvoted" or "inside" millage of 10 mills.

Source:

Knox County Auditor's Office
Knox County Treasurer's Office

Knox County, Ohio

2007	2008	2009	2010	2011	2012
3.40	3.40	3.40	3.40	3.40	3.40
2.60	2.60	5.35	5.35	5.35	5.35
1.30	1.30	1.30	1.30	1.30	1.30
1.00	1.00	1.00	1.00	1.00	1.00
1.00	0.79	0.79	0.79	0.79	0.79
0.00	0.00	0.35	0.35	0.35	0.35
0.40	0.40	0.40	0.40	0.40	0.40
9.70	9.49	12.59	12.59	12.59	12.59
3.20	3.20	3.20	3.20	3.20	3.20
2.50 - 8.60	2.50 - 8.60	2.50 - 8.60	2.50 - 8.60	2.50 - 8.60	1.80 - 9.40
0.30 - 9.15	0.30 - 9.15	0.30 - 9.15	0.30 - 9.15	0.30 - 9.15	0.30 - 9.15
33.83 - 48.69	33.83 - 48.69	33.93 - 47.96	33.01 - 48.06	32.98 - 48.37	33.22 - 48.29
34.10 - 47.85	34.10 - 47.85	33.90 - 48.25	32.80 - 48.45	34.30 - 48.75	33.40 - 48.75
3.00 - 6.40	3.00 - 6.40	2.50 - 6.40	2.50 - 6.40	2.52 - 6.40	2.54 - 6.40
0.41 - 5.91	0.41 - 5.91	0.43 - 5.93	1.30 - 5.50	1.30 - 5.50	1.30 - 6.80



Knox County, Ohio

Principal Taxpayers
Property Tax
Current Year and Nine Years Ago

		2012		
Name of Taxpayer	Nature of Business	Assessed Value	Rank	Percent of Total Assessed Value
Ohio Power Company	Public Utility	\$24,139,510	1	2.08%
Licking Rural Electrification Inc	Public Utility	7,952,540	2	0.68%
Columbia Gas Transmission	Public Utility	6,502,120	3	0.56%
Cooper Cameron Corporation	Business	4,804,950	4	0.41%
Ariel Corporation	Business	4,709,800	5	0.41%
FT Precision Inc	Business	4,437,590	6	0.38%
WP Knox Associates	Business	2,888,740	7	0.25%
Park National Bank	Business	2,321,050	8	0.20%
Columbia Gas of Ohio	Public Utility	2,280,270	9	0.20%
IP Eat Five LLC	Business	1,989,260	10	0.17%
Subtotal		62,025,830		5.34%
All Others		1,100,643,100		94.66%
Total		<u>\$1,162,668,930</u>		<u>100.00%</u>
		2003		
Name of Taxpayer	Nature of Business	Assessed Value	Rank	Percent of Total Assessed Value
Rolls Royce Energy Systems Inc	Business	\$22,685,440	1	2.36%
Ohio Power Company	Public Utility	15,716,950	2	1.64%
Ariel Corporation	Business	10,394,840	3	1.08%
United Telephone Co of Ohio	Public Utility	9,092,660	4	0.95%
FT Precision Inc	Business	7,283,070	5	0.76%
Licking Rural Electrification Inc	Public Utility	5,664,360	6	0.59%
Weyerhaeuser Company	Business	5,339,630	7	0.56%
Owens Corning	Business	4,839,750	8	0.50%
Columbia Gas Transmission	Public Utility	4,784,440	9	0.50%
T R W Inc	Business	4,499,740	10	0.47%
Subtotal		90,300,880		9.41%
All Others		869,783,179		90.59%
Total		<u>\$960,084,059</u>		<u>100.00%</u>

Source: County Auditor - Land and Buildings
Based on valuation of property in 2012 and 2003

Knox County, Ohio

Property Tax Levies and Collections Last Ten Years

Collection Year	<u>2003</u>	<u>2004</u>	<u>2005</u>	<u>2006</u>	<u>2007</u>
Current					
Tax Levy (1)	\$7,427,715	\$7,769,928	\$8,242,873	\$8,472,409	\$9,312,816
Current Tax Collections	6,465,083	6,723,319	6,938,026	7,167,658	7,725,912
Percent of Levy Collected	87.04%	86.53%	84.17%	84.60%	82.96%
Delinquent					
Tax Levy (1)	\$400,175	\$471,156	\$465,790	\$385,170	\$519,205
Tax Collections	252,150	314,638	336,393	290,919	302,540
Percent of Levy Collected	63.01%	66.78%	72.22%	75.53%	58.27%
Total					
Tax Levy (1)	\$7,827,890	\$8,241,084	\$8,708,663	\$8,857,579	\$9,832,021
Tax Collections	6,717,233	7,037,957	7,274,419	7,458,577	8,028,452
Percent of Levy Collected	85.81%	85.40%	83.53%	84.21%	81.66%

(1) Taxes levied and collected are presented on a cash basis.

Source: County Auditor's Office

Knox County, Ohio

<u>2008</u>	<u>2009</u>	<u>2010</u>	<u>2011</u>	<u>2012</u>
\$12,618,876	\$16,511,797	\$16,493,197	\$16,558,246	\$16,533,498
7,895,631	11,678,794	11,873,453	11,880,541	12,064,493
62.57%	70.73%	71.99%	71.75%	72.97%
\$468,038	\$603,178	\$658,450	\$626,586	\$687,485
328,141	420,656	464,537	410,414	438,478
70.11%	69.74%	70.55%	65.50%	63.78%
\$13,086,914	\$17,114,975	\$17,151,647	\$17,184,832	\$17,220,983
8,223,772	12,099,450	12,337,990	12,290,955	12,502,971
62.84%	70.70%	71.93%	71.52%	72.60%

Knox County, Ohio

Ratio of Outstanding Debt By Type Last Ten Years

	2003	2004	2005	2006
Governmental Activities ⁽¹⁾				
General Obligation Bonds Payable	\$11,910,000	\$11,420,000	\$10,910,000	\$10,380,000
Special Assessment Bonds Payable	260,000	90,000	0	0
Installment Note	175,000	120,000	60,000	0
OPWC Loan Payable	0	32,704	29,434	26,163
Ohio Water Development Authority Loans Payable	0	0	0	0
Loan Payable	0	0	0	0
Capital Leases	7,757	4,461	136,227	92,065
Business-type Activities ⁽¹⁾				
Ohio Water Development Authority Loans Payable	\$72,705	\$70,811	\$68,810	\$66,695
Recovery Zone Economic Development Bonds	0	0	0	0
Total Primary Government	<u>\$12,425,462</u>	<u>\$11,737,976</u>	<u>\$11,204,471</u>	<u>\$10,564,923</u>
Population ⁽²⁾				
Knox County	57,057	57,757	54,500	58,456
Outstanding Debt Per Capita	\$218	\$203	\$206	\$181
Income ⁽²⁾				
Personal (in thousands)	1,398,524	1,490,881	1,415,147	1,597,193
Percentage of Personal Income	0.89%	0.79%	0.79%	0.66%

Sources:

- (1) Source: County Auditor's Office
- (2) US Department of Commerce, Bureau of Economic Analysis

Knox County, Ohio

2007	2008	2009	2010	2011	2012
\$9,830,000	\$9,260,000	\$8,665,000	\$8,116,354	\$7,408,049	\$7,032,222
0	0	0	0	0	0
0	0	0	0	0	0
343,883	304,948	266,012	239,688	199,424	755,696
0	112,609	718,737	714,014	707,321	0
0	0	591,507	571,502	550,637	1,180,671
188,337	71,747	144,777	98,362	50,448	25,550
\$64,462	\$62,103	\$59,611	\$56,978	\$54,197	\$51,259
0	0	0	6,660,000	6,660,000	6,590,000
<u>\$10,426,682</u>	<u>\$9,811,407</u>	<u>\$10,445,644</u>	<u>\$16,456,898</u>	<u>\$15,630,076</u>	<u>\$15,635,398</u>
58,561	58,890	59,373	61,016	61,275	61,275
\$178	\$167	\$176	\$270	\$255	\$255
1,666,353	1,743,733	1,755,066	1,842,988	1,955,714	1,955,714
0.63%	0.56%	0.60%	0.89%	0.80%	0.80%

Knox County, Ohio

Ratios of General Bonded Debt Outstanding Last Ten Years

Year	2003	2004	2005	2006
Population (1)	57,057	57,757	54,500	58,456
Assessed Value (In thousands) (2)	\$960,083	\$976,420	\$994,831	\$1,090,891
General Bonded Debt (3)				
General Obligation Bonds	\$11,910,000	\$11,420,000	\$10,910,000	\$10,380,000
Resources Available to Pay Principal (4)	\$654,049	\$709,423	\$635,926	\$655,708
Net General Bonded Debt	\$11,255,951	\$10,710,577	\$10,274,074	\$9,724,292
Ratio of Net Bonded Debt to Assessed Value	1.17%	1.10%	1.03%	0.89%
Net Bonded Debt per Capita	\$197.28	\$185.44	\$188.52	\$166.35

Source:

- (1) US Department of Commerce, Bureau of Economic Analysis
- (2) Source: County Auditor's Office
- (3) Includes all general obligation bonded debt supported by property taxes.
- (4) Includes only Debt Service funds available for general obligation bonded debt supported by property taxes.

Knox County, Ohio

<u>2007</u>	<u>2008</u>	<u>2009</u>	<u>2010</u>	<u>2011</u>	<u>2012</u>
58,561	58,890	59,373	61,016	61,275	61,275
\$1,095,754	\$1,093,432	\$1,152,753	\$1,160,869	\$1,165,821	\$1,162,669
\$9,830,000	\$9,260,000	\$8,665,000	\$8,116,354	\$7,408,049	\$7,032,222
\$659,431	\$354,890	\$239,708	\$122,588	\$102,480	\$88,443
\$9,170,569	\$8,905,110	\$8,425,292	\$7,993,766	\$7,305,569	\$6,943,779
0.84%	0.81%	0.73%	0.69%	0.63%	0.60%
\$156.60	\$151.22	\$141.90	\$131.01	\$119.23	\$113.32



Knox County, Ohio

*Computation of Direct and Overlapping
Debt Attributable to Governmental Activities
December 31, 2012*

<u>Jurisdiction</u>	<u>Gross Debt Outstanding</u>	<u>Percentage Applicable to County (1)</u>	<u>Amount Applicable to County</u>
Direct:			
Knox County	\$8,994,139	100.00%	\$8,994,139
Overlapping:			
All Cities wholly within the County	6,064,018	100.00%	6,064,018
All Townships wholly within the County	87,197	100.00%	87,197
All School Districts wholly within the County	21,677,438	100.00%	21,677,438
Clear Fork School District	5,693,511	8.42%	479,394
		Subtotal	<u>28,308,047</u>
		Total	<u><u>\$37,302,186</u></u>

(1) Percentages were determined by dividing the assessed valuation of the political subdivision located within the boundaries of the County by the total assessed valuation of the political subdivision. The valuations used were for the 2012 collection year.

Source: Knox County Auditor

Knox County, Ohio

Debt Limitations Last Ten Years

Collection Year	2003	2004	2005	2006
Total Debt				
Net Assessed Valuation	\$960,084,059	\$976,420,398	\$994,830,648	\$1,090,891,142
Legal Debt Limitation (%) ^{(1)(a)}	2.34%	2.35%	2.35%	2.36%
Legal Debt Limitation (\$) ⁽¹⁾	22,502,101	22,910,510	23,370,766	25,772,279
County Debt Outstanding ⁽²⁾	5,778,000	5,524,000	5,258,000	4,980,000
Less: Applicable Debt Service Fund Amounts	(654,049)	(709,423)	(635,926)	(655,708)
Net Indebtedness Subject to Limitation	<u>5,123,951</u>	<u>4,814,577</u>	<u>4,622,074</u>	<u>4,324,292</u>
Overall Legal Debt Margin	<u>\$17,378,150</u>	<u>\$18,095,933</u>	<u>\$18,748,692</u>	<u>\$21,447,987</u>
Unvoted Debt				
Net Assessed Valuation	\$960,084,059	\$976,420,398	\$994,830,648	\$1,090,891,142
Legal Debt Limitation (%) ^{(1)(b)}	1.00%	1.00%	1.00%	1.00%
Legal Debt Limitation (\$) ⁽¹⁾	9,600,841	9,764,204	9,948,306	10,908,911
County Debt Outstanding ⁽²⁾	5,778,000	5,524,000	5,258,000	4,980,000
Less: Applicable Debt Service Fund Amounts	(654,049)	(709,423)	(635,926)	(655,708)
Net Indebtedness Subject to Limitation	<u>5,123,951</u>	<u>4,814,577</u>	<u>4,622,074</u>	<u>4,324,292</u>
Overall Legal Debt Margin	<u>\$4,476,890</u>	<u>\$4,949,627</u>	<u>\$5,326,232</u>	<u>\$6,584,619</u>

(1) Direct Debt Limitation based upon Section 133, The Uniform Bond Act of the Ohio Revised Code.

(a) 3% of first \$100,000,000 of assessed value, 1.5% of next \$200,000,000; 2.5% of assessed value in excess of \$300,000,000.

(b) 1% of assessed value.

(2) County Debt Outstanding excludes Special Assessment Bonds and Correctional Facility Bonds

Source: Knox County Auditor

Knox County, Ohio

2007	2008	2009	2010	2011	2012
\$1,095,753,457	\$1,093,432,139	\$1,152,752,950	\$1,160,869,260	\$1,165,821,280	\$1,162,668,930
2.36%	2.36%	2.37%	2.37%	2.37%	2.37%
25,893,836	25,835,803	27,318,824	27,521,732	27,645,532	27,566,723
4,690,000	4,392,000	4,077,000	3,548,354	3,196,049	3,196,222
(659,431)	(354,890)	(239,708)	(122,588)	(102,480)	(88,443)
4,030,569	4,037,110	3,837,292	3,425,766	3,093,569	3,107,779
\$21,863,267	\$21,798,693	\$23,481,532	\$24,095,966	\$24,551,963	\$24,458,944
\$1,095,753,457	\$1,093,432,139	\$1,152,752,950	\$1,160,869,260	\$1,165,821,280	\$1,162,668,930
1.00%	1.00%	1.00%	1.00%	1.00%	1.00%
10,957,535	10,934,321	11,527,530	11,608,693	11,658,213	11,626,689
4,690,000	4,392,000	4,077,000	3,548,354	3,196,049	3,196,222
(659,431)	(354,890)	(239,708)	(122,588)	(102,480)	(88,443)
4,030,569	4,037,110	3,837,292	3,425,766	3,093,569	3,107,779
\$6,926,966	\$6,897,211	\$7,690,238	\$8,182,927	\$8,564,644	\$8,518,910

Knox County, Ohio

*Pledged Revenue Coverage
Last Ten Years*

	<u>2003</u>	<u>2004</u>	<u>2005</u>	<u>2006</u>
Special Assessment Bonds (1)				
Special Assessment Collections	\$224,787	\$201,221	\$37,155	\$18,195
Debt Service				
Principal	170,000	170,000	90,000	0
Interest	37,925	22,731	7,538	0
Coverage	1.08	1.04	0.38	N/A

(1) Sewer District Special Assessment Bonds were issued in 1984 for \$650,000 and in 1985 for \$940,000.

Source: Knox County Auditor

Knox County, Ohio

<u>2007</u>	<u>2008</u>	<u>2009</u>	<u>2010</u>	<u>2011</u>	<u>2012</u>
\$12,517	\$32,944	\$10,445	\$0	\$0	\$0
0	0	0	0	0	0
0	0	0	0	0	0
N/A	N/A	N/A	N/A	N/A	N/A

Knox County, Ohio

Demographic and Economic Statistics Last Ten Years

Calendar Year	2003	2004	2005	2006
Population (1)				
Knox County	57,057	57,757	54,500	58,456
Income (1)				
Total Personal (in thousands)	1,398,524	1,490,881	1,415,147	1,597,193
Per Capita (1)(a)	24,511	25,813	25,966	27,323
Unemployment Rate (2)				
Federal	5.8%	6.0%	5.5%	5.0%
State	5.7%	6.1%	6.0%	5.9%
Knox County	5.8%	5.6%	5.4%	5.1%
Civilian Work Force Estimates (2)				
State	5,915,000	5,875,300	5,900,400	5,934,000
Knox County	27,600	29,200	30,100	30,500

Sources:

(1) US Department of Commerce, Bureau of Economic Analysis

(a) Information is only available through 2011. For the presentation of 2012 statistics the County is using the latest information available.

(2) State Department of Labor Statistics

Knox County, Ohio

2007	2008	2009	2010	2011	2012
58,561	58,890	59,373	61,016	61,275	61,275
1,666,353	1,743,733	1,755,066	1,842,988	1,955,714	1,955,714
28,455	29,610	29,560	30,205	31,917	31,917
4.6%	5.8%	9.3%	9.4%	8.9%	7.6%
5.6%	6.6%	10.8%	9.5%	8.6%	6.6%
5.4%	6.3%	11.4%	9.0%	8.7%	6.1%
5,976,500	5,986,400	5,905,107	5,893,907	5,806,500	5,701,000
31,000	30,800	30,051	30,100	29,600	29,400



Knox County, Ohio

Principal Employers Current Year and Seven Years Ago

Employer	Nature of Business	2012		
		Number of Employees	Rank	Percentage of Total Employment
Ariel Corporation	Business	1,241	1	4.5%
Rolls Royce Energy Systems	Business	1,132	2	4.1%
Knox Community Hospital	Business	936	3	3.4%
Kenyon College	Education	575	4	2.1%
Kokosing Construction Company	Business	465	5	1.7%
Jeld-Wen	Business	450	6	1.6%
Knox County	County Government	425	7	1.5%
Mount Vernon City Schools	Education	414	8	1.5%
Mount Vernon Nazarene University	Education	370	9	1.3%
Wal-Mart	Business	325	10	1.2%
Total		6,333		
Total Employment within the County		27,600		

Employer	Nature of Business	2005		
		Number of Employees	Rank	Percentage of Total Employment
Rolls Royce Energy Systems	Business	850	1	2.8%
Ariel Corporation	Business	835	2	2.8%
Kenyon College	School	697	3	2.3%
Mount Vernon Nazarene University	School	537	4	1.8%
TRW Automotives	Business	513	5	1.7%
Knox Community Hospital	Business	483	6	1.6%
Mount Vernon City Schools	School	481	7	1.6%
Mount Vernon Developmental	Business	463	8	1.5%
Knox County	County Government	425	9	1.4%
Kokosing Construction Co Inc	Business	400	10	1.3%
Total		5,684		
Total Employment within the County		30,100		

Sources:

Area Development Foundation

Information on Principal Employers is not available prior to 2005.

Knox County, Ohio

Full Time Equivalent Employees by Function Last Ten Years

	2003	2004	2005	2006	2007
Governmental Activities					
General Government					
Legislative and Executive					
Commissioners	18	16	18	17	17
Auditor	12	10	10	10	10
Treasurer	5	5	5	5	5
Prosecutor	7	8	8	7	8
Board of Elections	4	4	4	5	5
Recorder	6	6	5	6	5
Judicial					
Public Defender	6	6	6	6	6
Probate	6	6	4	5	5
Clerk of Courts	13	14	11	10	12
Common Pleas	10	10	11	12	11
Juvenile	17	18	15	16	16
Municipal Court	4	4	4	4	4
Public Safety					
Sheriff	60	64	66	65	70
911 Emergency Calling	24	26	26	25	26
Coroner	1	1	1	1	1
Emergency Management Agency	3	2	2	3	2
Public Works					
Roads and Bridges	40	36	39	38	36
Maps	3	3	3	3	3
Human Services					
Development Disability	86	90	83	77	63
Public Assistance	55	55	56	61	63
Child Support Enforcement	14	13	13	13	12
Children's Services	15	15	15	15	18
Veterans Services	3	4	6	6	5
Health					
Animal Control	4	3	3	5	5
Business-Type Activities					
Utilities					
Sewer	10	11	11	11	11
<i>Total Employees</i>	<u>426</u>	<u>430</u>	<u>425</u>	<u>426</u>	<u>419</u>

Method: 1.00 for each full-time, 0.50 for each part-time and 0.25 for each seasonal employee

Source: County Auditor's Office

Knox County, Ohio

<u>2008</u>	<u>2009</u>	<u>2010</u>	<u>2011</u>	<u>2012</u>
18	18	17	18	17
10	9	9	9	9
5	5	5	5	4
10	9	8	8	8
5	6	4	4	4
5	4	5	5	5
6	6	6	6	6
4	3	3	3	3
12	10	12	11	10
13	12	12	15	13
19	19	18	16	17
4	4	4	4	4
63	60	63	61	63
27	28	30	27	25
1	1	1	1	1
3	3	2	1	1
37	35	34	33	33
3	3	2	2	2
59	33	31	29	30
63	60	54	52	54
14	14	14	11	13
19	21	21	19	20
4	5	5	6	5
5	5	4	5	4
<u>10</u>	<u>10</u>	<u>10</u>	<u>9</u>	<u>10</u>
<u>419</u>	<u>383</u>	<u>374</u>	<u>360</u>	<u>361</u>

Knox County, Ohio

Operating Indicators by Function Last Ten Years

	2003	2004	2005	2006	2007
Governmental Activities					
General Government					
Legislative and Executive					
Number of Tax Bills	40,126	40,444	40,719	41,374	41,374
Number of Registered Voters	31,897	36,972	34,776	36,349	36,123
Number of Documents Recorded	21,325	15,925	16,242	14,819	12,375
Judicial					
Number of Probation Cases	305	298	309	277	310
Number of Traffic Cases	476	391	416	442	350
Number of Marriage Licenses	396	429	467	462	412
Public Safety					
Sheriff					
Number of Burglaries	178	159	199	140	203
Number of Larceny Investigations	377	408	381	375	397
Number of Traffic Accidents	446	392	292	249	252
Public Works					
Roads and Bridges					
Number of Tons of Asphalt Used	17,309	8,458	13,654	3,816	10,059
Number of Bridges Replaced	13	16	13	15	6
Number of Culverts Replaced	46	132	117	122	106
Human Service					
Development Disability					
Number of Programs Offered	6	5	5	5	8
Number of Individuals Served	341	379	396	345	365
Number of Individuals on Waiting Lists	120	242	237	289	354
Health					
Number of Birth & Death Certificates Issued	4,314	4,340	4,440	4,312	4,230
Number of Sewage Permits Issued	278	263	218	284	111
Number of Patients Served in Medical Clinic	1,471	1,502	1,740	1,662	1,483

Knox County, Ohio

2008	2009	2010	2011	2012
41,016	40,678	34,561	33,615	33,498
38,846	39,072	40,304	41,024	42,674
11,162	12,730	10,562	10,391	13,137
292	305	314	306	326
355	288	327	273	303
390	361	353	374	423
231	198	187	233	226
391	381	374	332	456
193	141	194	214	179
10,804	10,692	11,744	6,386	11,499
4	7	13	9	6
38	27	27	23	41
6	13	14	15	16
405	428	444	478	503
215	235	276	300	319
3,788	3,709	3,565	3,769	3,729
126	123	112	74	99
1,708	1,529	1,460	1,292	449

(Continued)

Knox County, Ohio

*Operating Indicators by Function
Last Ten Years*

	<u>2003</u>	<u>2004</u>	<u>2005</u>	<u>2006</u>	<u>2007</u>
Business-Type Activities					
Sewer					
Number of Water Leaks	34	14	12	12	37
Number of New Services	122	99	101	65	41
Number of Install of Grinder Units	1	2	4	4	3

Source: Knox County Auditor

Knox County, Ohio

2008	2009	2010	2011	2012
31	28	26	15	12
37	32	29	18	13
1	0	0	1	0

Knox County, Ohio

Capital Asset Statistics by Function Last Ten Years

	2003	2004	2005	2006	2007
Governmental Activities					
General Government					
Legislative and Executive					
Land (acres)	272.592	272.592	272.592	272.592	272.592
Buildings	54	54	55	55	55
Vehicles	5	6	5	5	5
Judicial					
Buildings	2	2	2	2	2
Public Safety					
Sheriff					
Stations	1	1	1	1	1
Vehicles	29	30	32	33	31
Public Works					
Land (acres)	10.180	10.180	10.180	10.180	10.180
Buildings	8	8	8	8	8
Vehicles	46	46	44	44	35
Health					
Land (acres)	3.180	3.180	3.180	3.180	3.180
Buildings	3	3	3	5	5
Vehicles	4	4	4	4	6
Human Services					
Land (acres)	23.546	23.546	23.546	23.546	23.546
Buildings	13	13	13	13	13
Vehicles	20	21	16	18	17
Business-Type Activities					
Utilities					
Sewer					
Land (acres)	86.626	86.626	86.626	86.626	86.626
Buildings	19	19	19	19	19
Sewerlines (Miles)	1,001,268	1,001,268	1,001,268	1,001,268	1,001,268
Vehicles	7	7	7	7	7
Landfill					
Land (acres)	229.569	229.569	229.569	229.569	229.569

Source: County Auditor's Office

Knox County, Ohio

2008	2009	2010	2011	2012
272.592	327.232	327.232	324.292	324.292
55	55	55	55	55
4	4	4	4	2
2	2	2	2	2
1	1	1	1	1
32	32	32	31	28
10.180	10.180	10.180	10.180	10.180
8	8	8	8	6
40	38	40	38	43
3.180	3.180	3.180	3.180	3.180
5	5	5	5	5
4	4	4	5	5
23.546	23.546	23.546	23.546	23.546
13	13	13	13	13
8	8	9	9	8
90.409	90.639	125.540	125.540	125.540
19	19	20	20	19
1,001,268	1,001,268	1,001,268	1,001,268	1,001,268
9	8	9	9	9
229.569	229.569	229.569	229.569	229.569





Dave Yost • Auditor of State

KNOX COUNTY FINANCIAL CONDITION

KNOX COUNTY

CLERK'S CERTIFICATION

This is a true and correct copy of the report which is required to be filed in the Office of the Auditor of State pursuant to Section 117.26, Revised Code, and which is filed in Columbus, Ohio.

Susan Babbitt

CLERK OF THE BUREAU

CERTIFIED
JUNE 10, 2014