

**DEERFIELD TOWNSHIP
WARREN COUNTY, OHIO**

**INDEPENDENT AUDITOR'S REPORT ON
INTERNAL CONTROL AND COMPLIANCE**

December 31, 2013



Dave Yost • Auditor of State

Board of Township Trustees
Deerfield Township
4900 Parkway Drive, Suite 150
Mason, Ohio 45040

We have reviewed the *Independent Auditor's Report* of Deerfield Township, Warren County, prepared by Joseph Decosimo and Company, LLC, for the audit period January 1, 2013 through December 31, 2013. Based upon this review, we have accepted these reports in lieu of the audit required by Section 117.11, Revised Code. The Auditor of State did not audit the accompanying financial statements and, accordingly, we are unable to express, and do not express an opinion on them.

Our review was made in reference to the applicable sections of legislative criteria, as reflected by the Ohio Constitution, and the Revised Code, policies, procedures and guidelines of the Auditor of State, regulations and grant requirements. Deerfield Township is responsible for compliance with these laws and regulations.

A handwritten signature in black ink that reads "Dave Yost".

Dave Yost
Auditor of State

August 20, 2014

This page intentionally left blank.

**DEERFIELD TOWNSHIP
WARREN COUNTY, OHIO
CONTENTS**

| | |
|---|-----|
| Independent Auditor's Report on Internal Control Over Financial Reporting and on Compliance and Other Matters Based on an Audit of Financial Statements Performed in Accordance with <i>Government Auditing Standards</i> | 1/2 |
| Schedule of Findings and Responses | 3 |
| Schedule of Prior Audit Findings | 4 |

INDEPENDENT AUDITOR'S REPORT ON INTERNAL CONTROL OVER FINANCIAL REPORTING AND ON COMPLIANCE AND OTHER MATTERS BASED ON AN AUDIT OF FINANCIAL STATEMENTS PERFORMED IN ACCORDANCE WITH *GOVERNMENT AUDITING STANDARDS*

To the Board of Trustees
Deerfield Township
Warren County, Ohio

We have audited in accordance with auditing standards generally accepted in the United States of America and the standards applicable to financial audits contained in *Government Auditing Standards* issued by the Comptroller General of the United States, the financial statements of the governmental activities, each major fund, and the aggregate remaining fund information of Deerfield Township as of and for the year ended December 31, 2013, and the related notes to the financial statements, which collectively comprise Deerfield Township's basic financial statements, and have issued our report thereon dated June 23, 2014, in which it is also noted that Deerfield Township adopted the provisions of Governmental Accounting Standards Board Statements No. 65, *Items Previously Reported as Assets and Liabilities*.

Internal Control Over Financial Reporting

In planning and performing our audit of the financial statements, we considered Deerfield Township's internal control over financial reporting (internal control) to determine the audit procedures that are appropriate in the circumstances for the purpose of expressing our opinions on the financial statements, but not for the purpose of expressing an opinion on the effectiveness of Deerfield Township's internal control. Accordingly, we do not express an opinion on the effectiveness of Deerfield Township's internal control.

A *deficiency in internal control* exists when the design or operation of a control does not allow management or employees, in the normal course of performing their assigned functions, to prevent, or detect and correct, misstatements on a timely basis. A *material weakness* is a deficiency, or a combination of deficiencies, in internal control such that there is a reasonable possibility that a material misstatement of the entity's financial statements will not be prevented, or detected and corrected on a timely basis. A *significant deficiency* is a deficiency, or a combination of deficiencies, in internal control that is less severe than a material weakness, yet important enough to merit attention by those charged with governance.


Our consideration of internal control was for the limited purpose described in the first paragraph of this section and was not designed to identify all deficiencies in internal control that might be material weaknesses or significant deficiencies. Given these limitations, during our audit we did not identify any deficiencies in internal control that we consider to be material weaknesses. However, material weaknesses may exist that have not been identified.

Compliance and Other Matters

As part of obtaining reasonable assurance about whether Deerfield Township's financial statements are free from material misstatement, we performed tests of its compliance with certain provisions of laws, regulations, contracts, and grant agreements, noncompliance with which could have a direct and material effect on the determination of financial statement amounts. However, providing an opinion on compliance with those provisions was not an objective of our audit, and accordingly, we do not express such an opinion. The results of our tests disclosed no instances of noncompliance or other matters that are required to be reported under *Government Auditing Standards*.

Purpose of this Report

The purpose of this report is solely to describe the scope of our testing of internal control and compliance and the result of that testing, and not to provide an opinion on the effectiveness of the entity's internal control or on compliance. This report is an integral part of an audit performed in accordance with *Government Auditing Standards* in considering the entity's internal control and compliance. Accordingly, this communication is not suitable for any other purpose.

A handwritten signature in black ink that reads "Joseph Decosimo and Company, LLC". The signature is written in a cursive, flowing style.

Cincinnati, Ohio
June 23, 2014

**DEERFIELD TOWNSHIP
WARREN COUNTY, OHIO
SCHEDULE OF FINDINGS AND RESPONSES
Year Ended December 31, 2013**

NONE NOTED

**DEERFIELD TOWNSHIP
WARREN COUNTY, OHIO**

SCHEDULE OF PRIOR AUDIT FINDINGS

Year Ended December 31, 2013

| Finding Number | Finding Summary | Fully Corrected? | Not corrected, Partially Corrected; Significantly Different Corrective Action Taken; or Finding No Longer Valid |
|----------------|---|------------------|---|
| 2012-001 | Material weakness in internal control - prior period adjustment to Net Position | Yes | |

This page intentionally left blank.

Deerfield Township



Comprehensive Annual Financial Report

Warren County, Ohio
For The Year Ended December 31, 2013



Introductory Section

DEERFIELD TOWNSHIP
WARREN COUNTY, OHIO
COMPREHENSIVE ANNUAL FINANCIAL REPORT
FOR THE YEAR ENDED DECEMBER 31, 2013

Issued by:
Fiscal Office

John Wahle
Fiscal Officer

THIS PAGE INTENTIONALLY LEFT BLANK

DEERFIELD TOWNSHIP
WARREN COUNTY, OHIO
COMPREHENSIVE ANNUAL FINANCIAL REPORT
FOR THE YEAR ENDED DECEMBER 31, 2013

Table of Contents

INTRODUCTORY SECTION

| | |
|----------------------------------|------|
| Title Page | i |
| Table of Contents | iii |
| Letter of Transmittal | vii |
| Certificate of Achievement | xv |
| List of Principal Officials..... | xvi |
| Organizational Chart..... | xvii |

FINANCIAL SECTION

| | |
|--|----|
| Independent Auditor's Report..... | 1 |
| Management's Discussion and Analysis..... | 5 |
| Basic Financial Statements: | |
| Government-Wide Financial Statements: | |
| Statement of Net Position | 16 |
| Statement of Activities..... | 17 |
| Fund Financial Statements: | |
| Balance Sheet – Governmental Funds | 18 |
| Reconciliation of Total Governmental Fund Balances to Net Position of Governmental Activities | 19 |
| Statement of Revenues, Expenditures and Changes in Fund Balances – Governmental Funds | 20 |
| Reconciliation of the Statement of Revenues, Expenditures and Changes in Fund Balances of Governmental Funds to the Statement of Activities | 21 |
| Statement of Fiduciary Net Position – Fiduciary Fund..... | 22 |
| Statement of Changes in Fiduciary Net Position – Fiduciary Fund..... | 23 |

| | |
|---|----|
| Notes to the Basic Financial Statements..... | 25 |
| Required Supplementary Information: | |
| Schedule of Revenues, Expenditures and Changes in Fund Balance – | |
| Budget (Non-GAAP) and Actual – General Fund | 52 |
| Schedule of Revenues, Expenditures and Changes in Fund Balance – | |
| Budget (Non-GAAP) and Actual – Police District Fund | 54 |
| Schedule of Revenues, Expenditures and Changes in Fund Balance – | |
| Budget (Non-GAAP) and Actual – Fire Special Levy Fund | 55 |
| Schedule of Revenues, Expenditures and Changes in Fund Balance – | |
| Budget (Non-GAAP) and Actual – Ambulance and EMS Fund..... | 56 |
| Schedule of Revenues, Expenditures and Changes in Fund Balance – | |
| Budget (Non-GAAP) and Actual – 1998 TIF General Reserve Fund..... | 57 |
| Schedule of Revenues, Expenditures and Changes in Fund Balance – | |
| Budget (Non-GAAP) and Actual – 1998 TIF General Revenue Fund..... | 58 |
| Notes to Required Supplementary Information | 59 |
| Combining Financial Statements and Individual Fund Schedules | |
| Nonmajor Governmental Funds: | |
| Fund Descriptions | 62 |
| Combining Balance Sheet – Nonmajor Governmental Funds | 64 |
| Combining Statement of Revenues, Expenditures and Changes in | |
| Fund Balances – Nonmajor Governmental Funds | 65 |
| Combining Balance Sheet – Nonmajor Special Revenue Funds | 66 |
| Combining Statement of Revenues, Expenditures, and Changes in | |
| Fund Balances – Nonmajor Special Revenue Funds | 68 |
| Combining Balance Sheet – Nonmajor Debt Service Funds | 70 |
| Combining Statement of Revenues, Expenditures and Changes in | |
| Fund Balances – Nonmajor Debt Service Funds | 71 |

Individual Fund Schedules of Revenues, Expenditures and Changes in

Fund Balance – Budget (Non-GAAP) and Actual:

| | |
|---|----|
| Motor Vehicle Tax Fund..... | 72 |
| Gasoline Tax Fund..... | 73 |
| Road and Bridge Fund | 74 |
| Cemetery Fund..... | 75 |
| Park Fund..... | 76 |
| Permissive Motor Vehicle Tax Fund | 77 |
| Street Lighting Fund | 78 |
| TIF Reserve Fund | 79 |
| General Debt Service Fund..... | 80 |
| Special Assessment Debt Service Fund..... | 81 |
| TIF Debt Service Fund | 82 |
| Capital Projects Fund..... | 83 |

STATISTICAL SECTION

| | |
|---|----|
| Statistical Section Description | 85 |
| Net Position by Component – Last Nine Years | 86 |
| Changes in Net Position – Last Nine Years | 87 |
| Fund Balances, Governmental Funds – Last Nine Years | 88 |
| Changes in Fund Balances, Governmental Funds – Last Ten Years | 89 |
| Assessed Valuation and Estimated Actual Values of | |
| Taxable Property – Last Ten Years..... | 90 |
| Property Tax Rates – Direct and Overlapping Governments | |
| (Per \$1,000 of Assessed Valuation) - Last Ten Years | 92 |
| Principal Taxpayers – Real Estate Tax – 2013 and 2003..... | 94 |
| Property Tax Levies and Collections – Last Ten Years..... | 95 |
| Ratio of Outstanding Debt to Total Personal Income and | |
| Debt per Capita – Last Ten Years..... | 96 |

| | |
|--|-----|
| Ratio of General Obligation Bonded Debt to Assessed Value and Bonded Debt per Capita – Last six Years | 97 |
| Computation of Direct and Overlapping Governmental Activities Debt – December 31, 2013 | 98 |
| Legal Debt Margin – Last Ten Years..... | 99 |
| Principal Employers – Ranked by Number of Full-Time Employees – 2013 | 100 |
| Demographic and Economic Statistics – Last Ten Years | 101 |
| Full-Time Equivalent Township Government Employees by Function/Program Last Seven Years..... | 102 |
| Operating Indicators by Function/Program – Last Seven Years..... | 103 |
| Capital Assets Statistics by Function/Program – Last Seven Years | 104 |



Daniel J. Corey • Christopher Romano • Pete Patterson - Board of Trustees
John Wahle - Fiscal Officer
Bill Becker - Administrator

June 30, 2014

Citizens of Deerfield Township
Trustees of Deerfield Township

Deerfield Township is pleased to submit to you our 2013 Comprehensive Annual Financial Report (CAFR). The report covers calendar year ending December 31, 2013. The CAFR includes financial statements and other financial and statistical data and conforms to accounting principles generally accepted in the United States of America that apply to governmental entities. Accuracy of the data presented, as well as the completeness and fairness of the presentation, including all disclosures, are the responsibility of the Township.

The report provides the taxpayers of Deerfield Township with comprehensive financial data in a format that will enable them to gain a true understanding of the financial affairs of the Township. This report will be published on the Ohio Auditors website and the Township website (www.choosedeerfield.com). A press release will be sent to the area media and hard copies will be provided upon request.

Generally Accepted Accounting Principles require that management provide a narrative introduction, overview and analysis to accompany the basic financial statements in the form of Management's Discussion and Analysis (MD&A). The letter of transmittal is designed to complement the MD&A and should be read in conjunction with it. Deerfield Township's MD&A can be found immediately following the independent auditors' report.

Financial Statement Format

The Comprehensive Annual Financial Statement is divided into the following three sections:

1. Introductory Section
 - a. Table of Contents
 - b. Letter of Transmittal
 - c. List of Principal Officers
 - d. Township Organization Chart
2. Financial Section
 - a. Independent Auditors' Report
 - b. Management's Discussion and Analysis
 - c. Basic Financial Statements and Notes
 - d. Required Supplemental Information
 - e. Combining Statements by Fund Type
 - f. Non-major funds and other schedules that provide detailed information
3. Statistical Section
 - a. Financial Trends
 - b. Economic Data
 - c. Demographic Data

4900 Parkway Dr., Suite 150 • Mason, Ohio 45040
513.701.6958 • Fax 513.701.6996 • www.choosedeerfield.com

TOWNSHIP OVERVIEW

Deerfield Township, founded in 1803, is located in southwestern Warren County. Deerfield is the largest jurisdiction in Warren County, with an estimated population of over 36,000 residents. With a strong residential and commercial base, Deerfield Township is *committed to service excellence* to our residential and corporate citizens.

The Township is located along the Interstate 71 corridor just north of Interstate 275; approximately 18 miles northeast of downtown Cincinnati and 29 miles from downtown Dayton. The region is positioned within 600 miles of approximately 54% of the United States population and buying power.

TOWNSHIP ORGANIZATION AND REPORTING ENTITY

The Township operates as a limited home rule form of government and is directed by a publicly elected three-member Board of Trustees. The Trustees are elected for overlapping terms of four years. The board has an elected Township Fiscal Officer and appoints the Township Administrator.

The reporting entity is comprised of the primary government and other organizations that are included to ensure that the financial statements of the Township are not misleading.

The primary government of the Township consists of all funds, departments, boards and agencies that are legally separate from the Township. For Deerfield Township, this includes providing police protection, fire and emergency medical services, road maintenance and repairs, parks and recreation, planning and zoning, economic development, and cemeteries.

ITEMS OF LOCAL INTEREST

Parks and Recreation

The Township features ten parks covering approximately 415 acres within the boundaries of Deerfield Township that are owned or supported by Deerfield Township. Parks are generally described as land owned by a public entity that provides passive or active recreation opportunities. Additionally, there are over 30 acres of open space that is a less refined area of natural landscape and tree growth preserved for public or private natural beauty and semi-rural character. Additionally, the Township annually offers programs throughout the year including camps, Movies in the Park and educational programs.

Fleckenstein Park

Fleckenstein Park is 50 acres and is located in the Northwest Quadrant. The park features baseball fields, tennis courts, playgrounds, soccer fields, water features, concession stands and extensive walking paths. In addition, the park has a unique barn that was recently restored and has potential for future programming opportunities.

Carter Park

In 2002, the Township purchased Carter Park along with the King Mansion. Located in Kings Mills, the park has several paths within the 100-acre park. Additionally, the property is home to the King Mansion which was built in the 1850s and was recently put on the National Register of Historic Places. The park

provides the perfect setting for several of our nature camp programs along with various Eagle Scout projects. The park is adjacent to the Little Miami River and offers spectacular views of the river and Kings Mills history.

Cottell Park

This 50-acre award winning park is centrally located in the heart of Deerfield Township. Located at the intersection of Irwin-Simpson and Snider Road, the park is the busiest and most used of all the parks in Deerfield Township. The park has five baseball fields, four soccer fields, two lacrosse fields, two playgrounds, two shelters and a veteran memorial park that provide ample opportunities for recreation activities. In addition, the park is the site of the Snyder house which was built in the mid-1850s. This building has been remodeled and updated over the years and is available for party rentals or business meetings. In addition, the Snyder House is home of the Mason Deerfield Arts Alliance, which in partnership with the Township, offers first class art events and programming for the community. In addition, Cottell Park is the site for the majority of our park programs including summer camps, Easter Egg Hunt and Movies in the Park to name a few.

Schappacher Park

Located near the main business corridor, this 10-acre park has a playground, two shelters, restrooms, pathway connections and a dog run. Schappacher Park provides a natural buffer between the business district and the residential communities. This park is heavily used and was named as the best dog park by a local magazine.

20 Mile Park, Carriage Gate Park, and Socialville Foster Park

These three parks account for 18 acres of park land that offer pathways, water features, benches and gazebos. Situated at various locations in the Landen area, these parks provide beauty and green space along with a buffer for the multi-family and residential communities.

Landen Deerfield Park and Craig Minard Park

These two parks in Deerfield Township offer several recreational and program opportunities. The parks are a partnership between Deerfield Township and Warren County that offer eight baseball fields, ten soccer fields, two football fields, mountain bike paths, amphitheatre and beautiful water features. With these superb amenities, the park is a perfect setting for many programs including the concert series, Movies in the Park and the annual St. Patrick's Day trail race. These two Warren County maintained parks also provide a variety of pathways and fitness equipment that promote healthy lifestyles in a beautiful park setting.

Green Space

In addition to the park system maintained by the Township, Deerfield owns several open space areas that account for over 100 additional acres of open space, woodlands and streams. These properties include the Townsley Road green space, the Loveland Park open space and Fosters Crossing. This is an example of how the Township enhances the quality of life in the community by offering natural areas that promote storm-water absorption, wildlife spaces and naturalized open areas.

Education, Culture and Nearby Attractions

Rated the number one place to live in Warren County, Deerfield Township is one of the area's most popular communities, named one of the top 15 communities in the Tri-State. We are a thriving community with over 36,000 residents and hundreds of businesses with all the advantages of central suburban living, and a few more besides. Residents know that Deerfield Township truly is the ideal place in which to raise a family, live, work and shop. Everything needed for a quality lifestyle is right here in Deerfield Township: entertainment, shopping, schools, restaurants and more. When it comes to entertainment, there are many popular attractions the whole family can enjoy without traveling far from home: Kings Island, Regal Cinemas, Little Miami Bike Trail, a plethora of parks and athletic fields, malls, fishing lakes, outdoor concerts, golf courses and festivals.

And because Deerfield Township is conveniently located within minutes of major interstates, residents can easily access surrounding Greater Cincinnati and Dayton attractions: the Cincinnati Zoo and Botanical Gardens, the Cincinnati Art Museum, Music Hall, the Aronoff Center, Major League Baseball, National League Football, the Museum of Natural History, the Dayton Art Institute, and the Dayton Contemporary Dance Company.

Educational choices abound in the area, with the Township served by three award-winning school districts, Kings, Mason and Princeton schools. Each district has had its share of state championship titles in basketball, football, track and field and other sports. And there are also a number of private schools from which to choose. Pursuing higher education is more convenient than ever with nearby campuses for those who need to juggle education with work and family. Xavier University, Sinclair Community College and Strayer University all offer suburban locations in Deerfield. Major metropolitan colleges such as Miami University, Xavier University, University of Cincinnati, Wright State University and the University of Dayton are also easy to access via interstates.

Shoppers will find they have lots of choices, too. Deerfield Towne Center is northern Cincinnati's premier lifestyle shopping center and home to over 50 national brand stores, specialty boutiques, one-of-a-kind furniture stores, exclusive restaurants, great entertainment, and Regal Cinemas, all close to home. After a day of shopping, relax and dine in one of the many Deerfield Towne Center restaurants or take in a movie.

While Deerfield Township continues to see a healthy increase in commercial development, there remain those qualities that have always made it an enjoyable place to live. Expansive parks and green space, picturesque neighborhoods and convenient amenities are features that draw so many people to settle in Deerfield Township.

Transportation

Deerfield Township lies in the vibrant southwest corner of Warren County. The Township has over 107 centerline miles of Township maintained roadways along with additional state and county roads. Located along the I-71 corridor, the Township has a high level of interstate access with three interchanges located at Fields Ertel, Western Row, and Kings Mills.

Deerfield Township strives to expand and enhance its transportation corridors and works closely with the Ohio Department of Transportation and the Warren County Engineer. The Township provides its

residents with miles of various pathways and sidewalks which connect the residential and commercial elements throughout the Township.

Deerfield Township is an active member of the Warren County Transportation Improvement District. As a member of the district the Township is able to leverage valuable dollars on major infrastructure projects to obtain the largest return on its investment. A series of improvements are being implemented in the Fields Ertel / Mason –Montgomery / Interstate 71 area to improve safety and capacity on those roadways.

Downtown Cincinnati can be easily accessed in a 30 minute drive and the Cincinnati Northern Kentucky International Airport is only 40 minutes away. Rail access is conveniently located in Franklin, Ohio, 30 minutes from Deerfield.

ECONOMIC CONDITIONS AND OUTLOOK

Deerfield Township is located in one of the fastest growing counties in the state of Ohio and together with the City of Mason, Deerfield comprises almost a third of Warren County's population. Deerfield is home to over 36,000 residents who live in a variety of housing types from apartments and starter homes to luxury homes and condos and homes targeted to empty nesters. Neighborhoods in Deerfield have been a popular choice for Home-a-rama, the showcase of homes sponsored by the Homebuilders Association of Greater Cincinnati.

Deerfield is home to the largest suburban office center in the greater Cincinnati Region. The Governor's Pointe / Governor's Pointe North development totals over 1 million square feet of office space. Many of the largest employers in Warren County call Deerfield home, including Macy's Credit and Customer Service, Well Point, Express Scripts, Cengage, and MedPlus. Deerfield offers a mix of office buildings from traditional multistory to flex office to condo units for sale.

Deerfield is also home to the largest auto shopping experience in the region. The Kings Auto Mall includes dealers that represent over 20 auto makers on 85 acres. The Auto Mall has expanded over the years to accommodate the ever changing auto sales market.

Deerfield's many hotels offer over 1,700 rooms for the business traveler or the vacationer who is enjoying the many attractions conveniently located to Deerfield such as Kings Island or Bengals and Reds games.

Deerfield has a strong dining, shopping and entertainment mix to the benefit of both its residents and guests.

- The Fields Ertel Road corridor continues to provide a mix of local and regional shopping opportunities and includes the Kings Auto Mall.
- The Mason Montgomery Road corridor includes the Deerfield Towne Center, a regional shopping center that provides upscale shopping as well as fine dining experience. Deerfield Village Square is a mixture of offices, condominiums, and restaurants designed in a charming 19th century architecture style creating a pedestrian friendly atmosphere; and

Shoppes of Deerfield North and South and the Arbor Square Center provide local and regional shopping.

- Both the Fields Ertel and Mason Montgomery businesses are easily accessible from the Fields Ertel – Mason Montgomery interchange with Interstate 71.
- The Kings Mills interchange with Interstate 71 is primarily hospitality oriented with restaurants and hotels to complement Kings Island and the Beach Waterpark.
- The Montgomery Road corridor, the historic center of commerce for the northeast Cincinnati area, continues to provide a mix of local restaurants and shops to serve the community and has been improved with a road and sidewalk enhancement project.

Deerfield Township has evolved in the last decade to be one of the more prestigious and vibrant communities in Warren County providing its residents and business owners with all the services that represent quality of life.

PUBLIC PROJECTS

In keeping with the high quality of public infrastructure in the Township, approximately 6 Centerline Miles of roadway were resurfaced and improved in 2013. Included in this program, there were maintenance related improvements made to the roadway, storm sewer, signage, and street markings for all roadways involved in that program. The Township Public Works Department continued to track the Pavement Condition Index Rating of all Township maintained roadways. This system creates a platform to more efficiently and effectively plan for roadway maintenance projects.

The Township has continued to work closely with the Warren County Engineer's Office and the Ohio Department of Transportation to improve transportation and reduce traffic congestion. One ongoing improvement has been the Irwin-Simpson Roadway Widening Project. A portion of this project was completed in 2013 and the balance will be completed in 2014. The second phase of this major widening project is planned for 2015 and 2016. The overall project aim was improving vehicular and pedestrian safety; while enhancing traffic movements in the area. The Township also worked to extend Parkway Drive, providing access to a new commercial development in the Township. Additionally, the Township performed many other maintenance related projects to ensure our roadways and infrastructure were of sound condition.

FINANCIAL INFORMATION

Internal Control Structure and Budgetary Controls

Development of the Township's accounting system includes consideration of internal accounting controls. Internal accounting controls are designed to provide reasonable but not absolute assurance regarding –

- The safeguarding of assets against unauthorized use or disposition
- The reliability of financial records for preparing financial statements

The concept of reasonable assurance states that internal control should be evaluated to insure that the expense associated with providing internal controls does not exceed the benefit expected to be derived from their implementation. This evaluation involves estimates and judgment by the Township

administration and members of the Fiscal Office. The administrative and financial management personnel believe that the Township's financial controls adequately safeguard existing assets and provide reasonable assurance of proper recording of financial transactions.

The Township utilizes a fully automated accounting system. The system coupled with the manual auditing of each voucher prior to payment, ensures that the financial information generated is both accurate and reliable. Budgets are controlled at the fund level. All purchase order requests must be approved by a Township manager and the Township Administrator with the Township Fiscal Officer or designee certifying that the funds are available; necessary funds are then encumbered and purchase orders are released.

Financial Condition

The Township's financial statements are presented in accordance with Generally Accepted Accounting Principles. The Township is committed to and will continue to provide and prepare financial statements following GASB Statement 34, "Basic Financial Statements-and Management's Discussion and Analysis-for State and Local Governments." GASB 34 creates new basic financial statements for reports as follows:

- Government-wide financial statements – These statements are prepared on an accrual basis of accounting that is similar to the basis of accounting followed by many businesses. The government-wide statements distinguish between those activities of the Township that are governmental and those that are considered business-type activities.
- Fund financial statements – Those statements are prepared to present information for individual major funds rather than by fund type. Non-major funds are presented in total in one column. Governmental funds use the modified accrual basis of accounting and include reconciliation to the governmental activities accrual information presented in the governmental-wide financial statements. Fiduciary funds use the accrual basis of accounting.
- Schedules of budgetary comparison – These schedules present comparisons of actual information to the legally adopted budget. The budgetary basis as provided by law is based upon accounting for certain transactions on a basis of cash receipts, disbursements and encumbrances.

Long-Term Financial Planning

As part of the annual budgeting process, the Township administration along with the Finance Department prepares a capital improvement plan for the next five years. The Board of Trustees then reviews and prioritizes the projects. In addition to the capital improvement plan, Deerfield Township uses a financial forecast for both operating and capital expenditures. Using these tools, the Board makes decisions and allocates resources for long-term financial planning.

CERTIFICATE OF ACHIEVEMENT FOR EXCELLENCE IN FINANCIAL REPORTING

The Government Finance Officers Association of the United States and Canada (GFOA) awarded a Certificate of Achievement for Excellence in Financial Reporting to Deerfield Township for its comprehensive annual financial report for the fiscal year ended December 31, 2012. This was the fourth consecutive year that the government has achieved this prestigious award. In order to be awarded a Certificate of Achievement, a governmental unit must publish an easily readable and efficiently

organized comprehensive annual financial report. This report must satisfy both generally accepted accounting principles and applicable legal requirements. A Certificate of Achievement is valid for a period of one year only. We believe our current comprehensive annual financial report continues to meet the Certificate of Achievement Program's requirements and we are submitting it to GFOA to determine its eligibility for another certificate.

OTHER INFORMATION

Independent Audit

An audit team from Joseph Decosimo and Company, LLC has performed this year's audit. The results of the audit are presented in the Independent Auditor's Report.

ACKNOWLEDGMENTS

Our appreciation is extended to the Deerfield Township Board of Trustees, all Department Managers and employees for contributing to the sound financial position of Deerfield Township. Additionally, we wish to thank Hurst Kelly and Company, CPA for their assistance with this year's CAFR. This report demonstrates a level of professionalism and accountability that Deerfield Township strives to maintain. A special thanks is due Jennifer Wagner, Deerfield Township's Finance Manager.

Sincerely



Bill Becker
Township Administrator



John Wahle
Fiscal Officer



Government Finance Officers Association

Certificate of
Achievement
for Excellence
in Financial
Reporting

Presented to

Deerfield Township
Ohio

For its Comprehensive Annual
Financial Report
for the Fiscal Year Ended

December 31, 2012

Executive Director/CEO

**Deerfield Township
Warren County, Ohio**

List of Principal Officials

Elected Officials

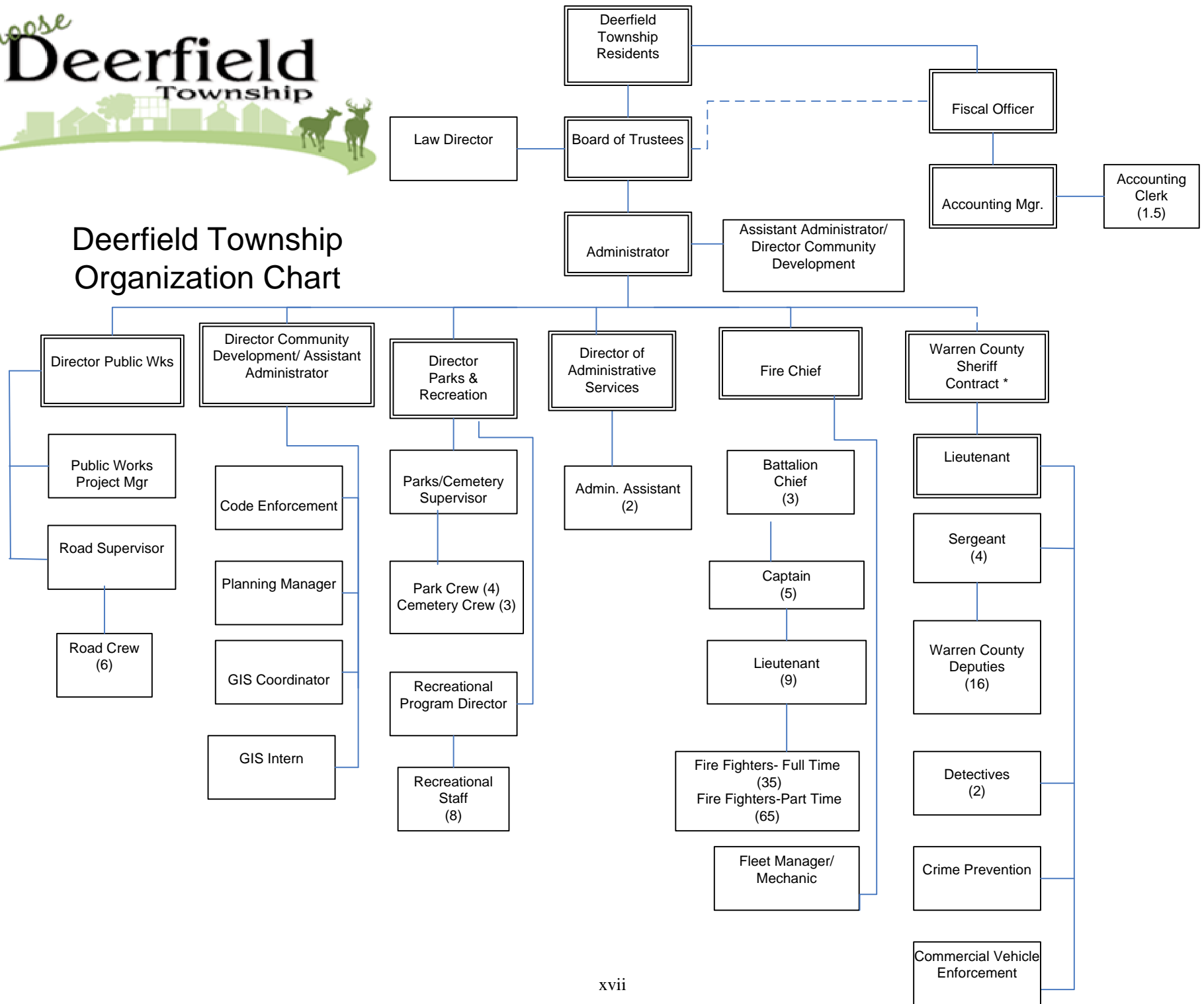
| | |
|----------------|----------------|
| Trustee | Dan Corey |
| Trustee | Pete Patterson |
| Trustee | Chris Romano |
| Fiscal Officer | John Wahle |

Appointed Officials

| | |
|---|-----------------|
| Administrator | Bill Becker |
| Director of Community Development/ Assistant Administrator | Lois McKnight |
| Director of Park/Recreation | Joel Smiddy |
| Director of Administrative Services | Matt Clark |
| Accounting Manager | Jennifer Wagner |
| Fire Chief | Chris Eisele |
| Director of Public Works | Eric Reiners |



Deerfield Township Organization Chart



THIS PAGE INTENTIONALLY LEFT BLANK



Financial Section

INDEPENDENT AUDITOR'S REPORT

To the Board of Trustees
Deerfield Township
Warren County, Ohio

Report on the Financial Statements

We have audited the accompanying financial statements of the governmental activities, each major fund, and the aggregate remaining fund information of Deerfield Township (the Township) as of and for the year ended December 31, 2013, and the related notes to the financial statements, which collectively comprise the Township's basic financial statements as listed in the table of contents.

Management's Responsibility for the Financial Statements

Management is responsible for the preparation and fair presentation of these financial statements in accordance with accounting principles generally accepted in the United States of America; this includes the design, implementation, and maintenance of internal control relevant to the preparation and fair presentation of financial statements that are free from material misstatement, whether due to fraud or error.

Auditor's Responsibility

Our responsibility is to express opinions on these financial statements based on our audit. We conducted our audit in accordance with auditing standards generally accepted in the United States of America and the standards applicable to financial audits contained in *Government Auditing Standards*, issued by the Comptroller General of the United States. Those standards require that we plan and perform the audit to obtain reasonable assurance about whether the financial statements are free from material misstatement.

An audit involves performing procedures to obtain audit evidence about the amounts and disclosures in the financial statements. The procedures selected depend on the auditor's judgment, including the assessment of the risks of material misstatement of the financial statements, whether due to fraud or error. In making those risk assessments, the auditor considers internal control relevant to the entity's preparation and fair presentation of the financial statements in order to design audit procedures that are appropriate in the circumstances, but not for the purpose of expressing an opinion on the effectiveness of the entity's internal control. Accordingly, we express no such opinion. An audit also includes evaluating the appropriateness of accounting policies used and the reasonableness of significant accounting estimates made by management, as well as evaluating the overall presentation of the financial statements.

We believe that the audit evidence we have obtained is sufficient and appropriate to provide a basis for our audit opinions.

Opinions

In our opinion, the financial statements referred to above present fairly, in all material respects, the respective financial position of the governmental activities, each major fund, and the aggregate remaining fund information of Deerfield Township as of December 31, 2013, and the respective changes in financial position for the year then ended, in accordance with accounting principles generally accepted in the United States of America.

Emphasis of Matter

As discussed in Note 18 to the financial statements, during the year ended December 31, 2013, the Township adopted the provisions of Governmental Accounting Standards Board Statements No. 65, *Items Previously Reported as Assets and Liabilities*. We did not modify our opinion regarding this matter.

Other Matters

Required Supplementary Information

Accounting principles generally accepted in the United States of America require that the management's discussion and analysis and budgetary comparison information on pages 5 through 14 and 52 through 59 be presented to supplement the basic financial statements. Such information, although not a part of the basic financial statements, is required by the Governmental Accounting Standards Board who considers it to be an essential part of financial reporting for placing the basic financial statements in an appropriate operational, economic, or historical context. We have applied certain limited procedures to the required supplementary information in accordance with auditing standards generally accepted in the United States of America, which consisted of inquiries of management about the methods of preparing the information and comparing the information for consistency with management's responses to our inquiries, the basic financial statements, and other knowledge we obtained during our audit of the basic financial statements. We do not express an opinion or provide any assurance on the information because the limited procedures do not provide us with sufficient evidence to express an opinion or provide any assurance.

Other Information


Our audit was conducted for the purpose of forming opinions on the financial statements that collectively comprise Deerfield Township's basic financial statements. The combining and individual nonmajor fund financial statements and the budgetary comparison schedules of nonmajor governmental funds are presented for purposes of additional analysis and are not a required part of the basic financial statements.

The combining and individual nonmajor fund financial statements (presented on pages 64 through 71) and the budgetary comparison schedules of nonmajor governmental funds (presented on pages 72 through 83) are the responsibility of management and were derived from and relate directly to the underlying accounting and other records used to prepare the basic financial statements. Such information has been subjected to the auditing procedures applied in the audit of the basic financial statements and certain additional procedures, including comparing and reconciling such information directly to the underlying accounting and other records used to prepare the basic financial statements or to the basic financial statements themselves, and other additional procedures in accordance with auditing standards generally accepted in the United States of America. In our opinion, the combining and individual nonmajor fund financial statements and the budgetary comparison schedules of nonmajor governmental funds are fairly stated, in all material respects, in relation to the basic financial statements as a whole.

The introductory and statistical sections have not been subjected to the auditing procedures applied in the audit of the basic financial statements, and accordingly, we do not express an opinion or provide any assurance on them.

Other Reporting Required by Government Auditing Standards

In accordance with *Government Auditing Standards*, we have also issued our report dated June 23, 2014, on our consideration of Deerfield Township's internal control over financial reporting and on our tests of its compliance with certain provisions of laws, regulations, contracts, and grant agreements and other matters. The purpose of that report is to describe the scope of our testing of internal control over financial reporting and compliance and the results of that testing, and not to provide an opinion on internal control over financial reporting or on compliance. That report is an integral part of an audit performed in accordance with *Government Auditing Standards* in considering Deerfield Township's internal control over financial reporting and compliance.

A handwritten signature in black ink that reads "Joseph Decosimo and Company, LLC". The signature is written in a cursive, flowing style.

Cincinnati, Ohio
June 23, 2014

THIS PAGE INTENTIONALLY LEFT BLANK

DEERFIELD TOWNSHIP
WARREN COUNTY, OHIO
MANAGEMENT'S DISCUSSION AND ANALYSIS
FOR THE YEAR ENDED DECEMBER 31, 2013
(Unaudited)

The discussion and analysis of Deerfield Township, Ohio's financial performance provides an overall review of the Township's financial activities for the year ended December 31, 2013. The intent of this discussion and analysis is to look at the Township's financial performance as a whole. Readers should also review the financial statements and the notes to the basic financial statements to enhance their understanding of the Township's financial performance.

Financial Highlights

Key financial highlights for the year ended December 31, 2013, are as follows:

- Total net position (on the full accrual basis) increased by approximately \$6.1 million, which represents 8 percent of the net position at the beginning of 2013. Overall, net position increased in 2013 as the Township continued to closely monitor expenses, reduce the outstanding balances of both short-term notes and long-term obligations and received a one-time court-ordered payment from another political subdivision.
- Total assets of governmental activities (on the modified-accrual basis) increased by approximately \$2.8 million during 2013 compared to 2012, mainly due to the Township aggressively monitoring and improving its cash flows and related cash carryover balances.
- The \$8.3 million unassigned ending fund balance reported in the General Fund represents 373 percent of the total expenditures reported in the General Fund for 2013.
- On a budgetary basis, the General Fund realized an increase in fund balance of \$3.1 million, which includes encumbrances of \$87,518. Ending budgetary fund balance at December 31, 2013, was approximately 233 percent of the General Fund's annual budgetary expenditures.

Using this Annual Financial Report

This annual report consists of a series of financial statements and notes to those statements. These statements are organized so the reader can understand Deerfield Township, Ohio, as a financial whole. The statements then proceed to provide an increasingly detailed look at specific financial activities.

The Statement of Net Position and Statement of Activities provide information about the activities of the whole Township, presenting both an aggregated view of the Township's finances and a longer-term view of those statements. Major fund financial statements provide the next level of detail. These statements tell how services were financed in the short-term as well as the amount of funds available for future spending. The fund financial statements also look at the Township's most significant funds with all other nonmajor funds presented in total in one column.

DEERFIELD TOWNSHIP
WARREN COUNTY, OHIO
MANAGEMENT'S DISCUSSION AND ANALYSIS
FOR THE YEAR ENDED DECEMBER 31, 2013
(Unaudited)

Reporting the Township as a Whole

*Government-Wide Financial Statements-
Statement of Net Position and the Statement of Activities*

The analysis of the Township as a whole begins on page 16 with the Statement of Net Position and the Statement of Activities.

While this document contains a large number of funds used by the Township to provide programs and activities, the view of the Township as a whole looks at all financial transactions and asks the question, "How did we do financially during 2013?" The Statement of Net Position and the Statement of Activities answer this question. These statements include all assets, deferred inflows of resource and liabilities using the accrual basis of accounting similar to the accounting used by most private-sector companies. All current year revenues and expenses are taken into account regardless of when cash is received or paid.

These two statements report the Township's net position and changes in net position. This change informs the reader whether the Township's financial position, as a whole, has improved or diminished. In evaluating the overall financial health, the reader of these financial statements should take into account non-financial factors that also impact the Township's financial well-being. Some of these factors include the Township's tax base and the condition of its capital assets.

In the Statement of Net Position and the Statement of Activities, the Township presents only governmental activities where all of the Township's services are reported including general government, public safety (which includes police, fire and emergency medical services), cemetery, public works and parks and recreation.

Reporting the Township's Most Significant Funds

Fund Financial Statements

The analysis of the Township's major funds begins on page 18. Fund financial statements provide detailed information about the Township's major funds – not the Township as a whole. Some funds are required by State law and other funds may be established by the Fiscal Officer, with approval of the Board of Trustees, to help control, manage and report money received for a particular purpose or to show that the Township is meeting legal responsibilities for use of grants. The Township's major funds include the General, Police District, Fire and EMS, 1998 TIF General Reserve, 1998 TIF General Revenue, TIF Debt Service and Capital Projects funds.

DEERFIELD TOWNSHIP
WARREN COUNTY, OHIO
MANAGEMENT'S DISCUSSION AND ANALYSIS
FOR THE YEAR ENDED DECEMBER 31, 2013
(Unaudited)

Governmental Funds: Governmental funds are used to account for essentially the same functions reported as governmental activities in the government-wide financial statements. However, unlike the government-wide financial statements, governmental fund financial statements focus on current sources and uses of spendable resources, as well as on balances of spendable resources available at the end of the fiscal year. Such information may be useful in evaluating a government's near-term financing requirements.

Because the focus of the governmental funds is narrower than that of the government-wide financial statements, it is useful to compare the information presented for governmental funds with similar information presented for governmental activities in the government-wide financial statements. By doing so, readers may better understand the long-term impact of the government's near-term financing decisions. Both the governmental fund balance sheet and the governmental fund statement of revenues, expenditures and changes in fund balances provide a reconciliation to facilitate this comparison between governmental funds and governmental activities.

The Township maintains many individual governmental funds. Information is presented separately in the governmental funds balance sheet and in the governmental funds statement of revenues, expenditures and changes in fund balances for the major funds, which were identified earlier. Data from the other governmental funds are combined into a single, aggregated presentation. Individual fund data for each of these nonmajor governmental funds is provided in the form of combining statements elsewhere in this report.

Fiduciary Funds: The financial activity of custodial funds, for which the Township acts as the fiscal agent, is reported separately in the Statement of Fiduciary Net Position. This financial activity is excluded from the Township's other financial statements because the Township cannot use these assets to finance its operations. The Township is responsible for ensuring the assets reported in these funds are used for their intended purposes.

The Township as a Whole

Recall that the Statement of Net Position provides the perspective of the Township as a whole. In the case of Deerfield Township, Ohio, assets exceeded liabilities by a total of \$82.4 million at December 31, 2013.

DEERFIELD TOWNSHIP
WARREN COUNTY, OHIO
MANAGEMENT'S DISCUSSION AND ANALYSIS
FOR THE YEAR ENDED DECEMBER 31, 2013
(Unaudited)

Table 1 provides a summary of the Township's net position for 2013 compared to 2012:

TABLE 1
NET POSITION

| | Governmental Activities | |
|--|-------------------------|---------------|
| | 2013 | 2012 |
| Assets: | | |
| Current and Other Assets | \$ 55,870,935 | \$ 51,268,873 |
| Capital Assets, Net | 77,357,867 | 75,411,917 |
| Total Assets | 133,228,802 | 126,680,790 |
| Liabilities: | | |
| Current and Other Liabilities | 7,498,660 | 7,736,316 |
| Long-Term Liabilities: | | |
| Due within One Year | 1,691,670 | 1,615,779 |
| Due in more than One Year | 23,004,524 | 24,716,432 |
| Total Liabilities | 32,194,854 | 34,068,527 |
| Deferred Inflows of Resources: | | |
| Revenues Levied for the Next Year and Unavailable Revenue | 18,646,650 | 16,355,750 |
| Total Deferred Inflows of Resources | 18,646,650 | 16,355,750 |
| Net Position: | | |
| Net Investment in Capital Assets | 45,967,434 | 42,366,232 |
| Restricted: | | |
| Other Purposes | 12,090,129 | 11,919,865 |
| Debt Service | 263,764 | 442,611 |
| Purposes Permitted by TIF Agreement | 14,159,675 | 13,940,644 |
| Unrestricted | 9,906,296 | 7,587,161 |
| Total Net Position | \$ 82,387,298 | \$ 76,256,513 |

As displayed in Table 1, total net position of the Township increased by approximately \$6.1 million from 2012 to 2013. This was primarily due to the careful reduction of expenditures and the continued acquisition of capital assets. During 2013, the Township added approximately \$4.1 million to their capital assets and paid approximately \$1.6 million in annual long-term debt service as well as retired \$260,000 of short-term notes.

As noted earlier, the Township's net position, when reviewed over time, may serve as a useful indicator of the Township's financial position. A portion of the Township's net position (56%) reflects its

DEERFIELD TOWNSHIP
WARREN COUNTY, OHIO
MANAGEMENT'S DISCUSSION AND ANALYSIS
FOR THE YEAR ENDED DECEMBER 31, 2013
(Unaudited)

investments in capital assets (e.g., land, buildings, machinery and equipment, vehicles and infrastructure) less any related debt used to acquire those assets that is still outstanding. The Township uses these capital assets to provide services to citizens; consequently, these assets are not available for future spending. Although the Township's investments in its capital assets are reported net of related debt, it should be noted that the resources needed to repay this debt must be provided from other sources, since the capital assets themselves cannot be used to liquidate these liabilities.

Table 2 shows the changes in the governmental activities net position for the year ended December 31, 2013.

TABLE 2
STATEMENT OF ACTIVITIES

| | Governmental Activities | |
|----------------------------------|-------------------------|----------------------|
| | 2013 | 2012 |
| Revenues: | | |
| Program Revenues: | | |
| Charges for Services | \$ 1,731,723 | \$ 1,666,680 |
| Operating Grants/Contributions | 781,321 | 807,143 |
| Capital Grants/Contributions | 82,473 | 59,289 |
| General Revenues: | | |
| Property and Other Taxes | 12,715,785 | 13,160,143 |
| Grants and Entitlements | 3,770,113 | 2,476,832 |
| Payment in Lieu of Taxes | 9,751,884 | 10,316,631 |
| Investment Earnings | 9,156 | 15,110 |
| Total Revenues | <u>28,842,455</u> | <u>28,501,828</u> |
| Program Expenses: | | |
| General Government | 2,234,629 | 2,345,345 |
| Payments to Schools | 3,827,347 | 3,615,724 |
| Public Safety | 9,490,775 | 9,105,315 |
| Public Works | 4,297,941 | 4,542,924 |
| Public Health | 279,358 | 266,898 |
| Conservation-Recreation | 1,385,890 | 1,299,175 |
| Interest and Fiscal Charges | 1,195,730 | 1,384,102 |
| Total Expenses | <u>22,711,670</u> | <u>22,559,483</u> |
| Changes in Net Position | 6,130,785 | 5,942,345 |
| Beginning Net Position, Restated | <u>76,256,513</u> | <u>70,314,168</u> |
| Ending Net Position | <u>\$ 82,387,298</u> | <u>\$ 76,256,513</u> |

**DEERFIELD TOWNSHIP
WARREN COUNTY, OHIO**
MANAGEMENT'S DISCUSSION AND ANALYSIS
FOR THE YEAR ENDED DECEMBER 31, 2013
(Unaudited)

Table 3 shows the percentage of total expenses each functional area comprises, the net cost of each functional area and the percentage of general revenues used to finance each function for 2013.

**TABLE 3
ANALYSIS OF PROGRAM EXPENSES
GOVERNMENTAL ACTIVITIES**

| | Percentage of Total Program Expenses | Net Expense of Function | Percentage of General Revenues used to Finance Function |
|---------------------------|---|----------------------------|---|
| General Government | 9.84% | \$ 1,534,751 | 5.85% |
| Payment to Schools | 16.85% | 3,827,347 | 14.58% |
| Public Safety | 41.79% | 8,548,322 | 32.57% |
| Public Works | 18.92% | 3,684,308 | 14.04% |
| Public Health | 1.23% | (2,944) | -0.01% |
| Conservation-Recreation | 6.10% | 1,328,639 | 5.06% |
| Interest & Fiscal Charges | 5.27% | 1,195,730 | 4.56% |
| Total | 100.00% | \$ 20,116,153 | 76.65% |

As indicated by Table 3, the Township is spending the majority of its resources (42 percent) on public safety. Public safety includes fire, emergency medical services and police services. Police services are provided by a contract with the Warren County Sherriff's office. Public safety services represent 42 percent of total program expenses and revenues generated by the department cover approximately 7 percent of functional expenses. This means that general revenues collected by the Township, principally property taxes, must cover the remaining 93 percent of those departmental expenses. The amount paid to schools is funded entirely by payments in lieu of taxes. General government functions include legislation, administration and service buildings and comprise 10 percent of the total governmental expenses. Charges for services cover approximately 31 percent of general government program expense. Thus the Township relies on taxes to furnish the quality of life to business and citizens that the current Township Trustees and previous Boards of Trustees have considered a priority.

The Township's Funds

Information about the Township's major governmental funds begins after the Statement of Activities. These funds are reported using the modified accrual basis of accounting. Governmental funds had total revenues of \$29.1 million and expenditures of \$26.3 million.

During 2013, the net change in fund balance of the governmental funds increased by \$2.8 million to a total fund balance of \$28.2 million at year end.

DEERFIELD TOWNSHIP
WARREN COUNTY, OHIO
MANAGEMENT'S DISCUSSION AND ANALYSIS
FOR THE YEAR ENDED DECEMBER 31, 2013
(Unaudited)

While capital assets are included in the Statement of Net Position, expenditures are recognized in the fund statements thereby reducing the amount of resources available for future spending. In particular, unassigned fund balance may serve as a useful measure of a government's net resources available for spending at the end of the fiscal year.

The Township's General Fund realized an increase of \$2.8 in fund balance during 2013. General fund revenues increased in 2013 with increased collections of property and other taxes as well as intergovernmental revenues. Expenditures for 2013 compared to 2012 decreased due to Township's continuing effort to monitor and reduce general government expenditures.

The General Fund is the primary fund that finances government services to citizens. The Township continues to maintain a General Fund balance reserve in an attempt to provide stability in years in which revenues may not support necessary spending levels. At December 31, 2013, the ending unassigned fund balance of the General Fund was \$8.3 million or 373 percent of the total General Fund expenditures reported for 2013.

The Police District Fund reported a net decrease in fund balance of \$.35 million which was the result of the Township being reimbursed at a reduced level by the County for Township police protection services. This fund is used to account for the tax levy collected and used to pay the Warren County Sheriff for police protection.

The Township's Fire and EMS Fund reported a net increase of \$.45 million. 2013 revenues were on par with 2012 revenues. Expenditures increased in 2013 compared to 2012 as the Township began constructing a new fire station.

The 1998 TIF General Reserve Fund and the 1998 TIF General Revenue Fund account for the receipt of payments in lieu of taxes used for economic development and payment to schools. The Township issued long-term tax increment financing notes that provided for investment in economic development within the Township. A portion of the monies received is returned to the school districts that would have been collected through property taxes. The net increase in fund balance for the 1998 TIF General Reserve Fund was \$.3 million. This increase is due to transfers in exceeding payments to schools, capital outlay and other economic development expenses. The 1998 TIF General Revenue Fund realized a net increase of \$.4 million as transfers out and debt service payments were less than payments in lieu of taxes. Both funds are required to keep a minimum balance per the tax increment financing agreement as is reflected in Cash and Cash Equivalents with Fiscal Agent.

The TIF Debt Service Fund accounts for monies transferred in from the 1998 TIF General Revenue and TIF Reserve Funds to make principal and interest payments on the tax increment long-term notes. Principal payments and interest payments made for the year were \$325,000 and \$641,928, respectively, leaving an ending fund balance of \$.5 million.

The Capital Projects Fund reported an ending deficit fund balance of \$5,516,369. The ending fund balance is the result of recording short-term notes in the amount of \$4,985,000. These notes were originally issued for the purchase of a golf course that the Township currently owns and runs as a park.

DEERFIELD TOWNSHIP
WARREN COUNTY, OHIO
MANAGEMENT'S DISCUSSION AND ANALYSIS
FOR THE YEAR ENDED DECEMBER 31, 2013
(Unaudited)

Budgeting Highlights

The Township's budget is prepared according to Ohio Law and is based upon accounting for certain transactions on a basis of cash receipts, disbursements and encumbrances. The schedules comparing the Township's original and final budgets and actual results are included in the Required Supplementary Information for the General, Police District, Fire and EMS, 1998 TIF General Reserve and 1998 TIF General Revenue Funds.

General Fund Budget

There were various adjustments in budgeted revenues made to the General Fund during 2013 – the most significant of which was a revision to increase other receipts to account for a court-ordered payment from a neighboring municipality. Appropriations were adjusted to allow for minor unanticipated expenditures and to bring the final budget in-line with anticipated calendar-year expenditures. Overall, the Township kept within its budgeted expenditures.

General Fund 2013 actual revenues exceeded 2013 final budgeted revenues. 2013 revenues were greater than 2012 revenues due to an increase in 2013 of property and other local taxes as well as increases in intergovernmental and other revenues.

Due to the Township's continuing efforts to control expenditures, actual budgetary expenditures came in \$.8 million less than the \$5 million included in the final budget for 2013. Any significant variance within the departments was due to efforts in reducing expenditures and less debt retired than anticipated in the final budget.

Budgetary fund balance at December 31, 2013, was \$9.9 million compared to the \$6.4 million anticipated in the final 2013 budget.

Capital Assets

At the end of fiscal year 2013, the Township had a total of \$93.5 million invested in capital assets less accumulated depreciation of \$16.2 million resulting in total capital assets, net of accumulated depreciation of \$77.3 million.

The Township continued its efforts to upgrade its capital assets during 2013 by purchasing long-term capital assets including infrastructure, vehicles and equipment.

**DEERFIELD TOWNSHIP
WARREN COUNTY, OHIO**
MANAGEMENT'S DISCUSSION AND ANALYSIS
FOR THE YEAR ENDED DECEMBER 31, 2013
(Unaudited)

Table 4 shows 2013 balances compared to those of 2012:

**TABLE 4
CAPITAL ASSETS, NET**

| | Governmental Activities | |
|--------------------------|-------------------------|---------------|
| | 2013 | 2012 |
| Land | \$ 22,553,372 | \$ 22,553,372 |
| Construction in Progress | 3,138,588 | 450,832 |
| Improvements to Land | 2,539,245 | 2,720,838 |
| Infrastructure | 33,871,336 | 34,068,044 |
| Buildings | 12,154,955 | 12,441,924 |
| Equipment | 1,349,219 | 1,558,413 |
| Vehicles | 1,751,152 | 1,618,494 |
| Total | \$ 77,357,867 | \$ 75,411,917 |

Additional information on the Township's capital assets can be found in Note 5 to the basic financial statements.

Debt Administration

At December 31, 2013, the Township had a total of \$24.1 million of long-term debt obligations compared with \$25.7 million reported at December 31, 2012. Table 5 shows outstanding debt obligations of the Township at December 31, 2013, compared with 2012:

**TABLE 5
OUTSTANDING LONG-TERM DEBT OBLIGATIONS
AT YEAR END**

| | Governmental Activities | |
|-------------------------------|-------------------------|---------------|
| | 2013 | 2012 |
| General Obligation Bonds | \$ 3,985,000 | \$ 4,180,000 |
| Special Assessment Bonds | 245,000 | 405,000 |
| Tax Increment Long-Term Notes | 19,860,000 | 21,080,000 |
| Total | \$ 24,090,000 | \$ 25,665,000 |

See Notes 11, 12 and 13 of the notes to the basic financial statements for more detailed information on the debt obligations and debt activity of the Township.

DEERFIELD TOWNSHIP
WARREN COUNTY, OHIO
MANAGEMENT'S DISCUSSION AND ANALYSIS
FOR THE YEAR ENDED DECEMBER 31, 2013
(Unaudited)

Current Issues

The challenge for all townships is to provide quality services to the public while staying within the restrictions imposed by limited, and in some cases, shrinking funding. The Township is located in Warren County, and both the County and the Township are among the fastest growing areas in the State of Ohio. Management believes the Township is well situated to be economically and financially stable for the foreseeable future.

Contacting the Township's Finance Department

This financial report is designed to provide our citizens, taxpayers, investors and creditors with a general overview of the Township's finances and to show the Township's accountability for the money it receives. Questions concerning any of the information in this report or requests for additional information should be directed to Mr. John Wahle, Fiscal Officer, Deerfield Township Administrative Office, 4900 Parkway Drive, Deerfield Township, Ohio 45040, or visit the Township's website at www.choosedeerfield.com.

THIS PAGE INTENTIONALLY LEFT BLANK

**DEERFIELD TOWNSHIP
WARREN COUNTY, OHIO**

*Statement of Net Position
December 31, 2013*

| | Governmental Activities |
|---|----------------------------|
| Assets: | |
| Equity in Pooled Cash and Cash Equivalents | \$ 20,599,577 |
| Receivables: | |
| Property and Other Taxes | 11,711,404 |
| Payment in Lieu of Taxes | 6,717,200 |
| Accounts | 228,802 |
| Special Assessments | 776,700 |
| Intergovernmental | 1,492,824 |
| Supplies Inventory | 53,009 |
| Prepaid Items | 58,214 |
| Restricted Assets: | |
| Cash and Cash Equivalents with Fiscal Agent | 14,233,205 |
| Non-Depreciable Capital Assets | 25,691,960 |
| Depreciable Capital Assets, Net of Accumulated Depreciation | 51,665,907 |
| Total Assets | 133,228,802 |
| Liabilities: | |
| Accounts Payable | 265,379 |
| Accrued Wages and Benefits Payable | 309,175 |
| Accrued Interest Payable | 30,576 |
| Note Payable | 6,820,000 |
| Accrued Interest Payable from Restricted Assets | 73,530 |
| Long-Term Liabilities: | |
| Due Within One Year | 1,691,670 |
| Due In More Than One Year | 23,004,524 |
| Total Liabilities | 32,194,854 |
| Deferred Inflows of Resources: | |
| Revenues Levied for the Next Year and Unavailable Revenue | 18,646,650 |
| Total Deferred Inflows of Resources | 18,646,650 |
| Net Position: | |
| Net Investment In Capital Assets | 45,967,434 |
| Restricted For: | |
| Public Safety | 5,825,966 |
| Public Works | 2,836,556 |
| Conservation-Recreation | 1,517,971 |
| Other Purposes | 1,909,636 |
| Debt Service | 263,764 |
| Purposes Permitted by TIF Agreement | 14,159,675 |
| Unrestricted | 9,906,296 |
| Total Net Position | \$ 82,387,298 |

See accompanying notes to the basic financial statements.

DEERFIELD TOWNSHIP
WARREN COUNTY, OHIO
Statement of Activities
For the Year Ended December 31, 2013

| | Program Revenues | | | Net (Expense) Revenue and Changes in Net Position | |
|---|-------------------------|---------------------------------------|-------------------------------------|--|----------------|
| Expenses | Charges for services | Operating grants and contributions | Capital grants and contributions | Governmental Activities | |
| Governmental Activities: | | | | | |
| General Government | \$ 2,234,629 | \$ 699,878 | \$ - | \$ - | \$ (1,534,751) |
| Payment to Schools | 3,827,347 | - | - | - | (3,827,347) |
| Public Safety | 9,490,775 | 650,137 | 292,316 | - | (8,548,322) |
| Public Works | 4,297,941 | 42,155 | 489,005 | 82,473 | (3,684,308) |
| Public Health | 279,358 | 282,302 | - | - | 2,944 |
| Conservation-Recreation | 1,385,890 | 57,251 | - | - | (1,328,639) |
| Interest and Fiscal Charges | 1,195,730 | - | - | - | (1,195,730) |
| Total Governmental Activities | 22,711,670 | 1,731,723 | 781,321 | 82,473 | (20,116,153) |
| General Revenues: | | | | | |
| Taxes: | | | | | |
| Property Taxes Levied For: | | | | | |
| General Purposes | | | | 1,140,372 | |
| Public Works | | | | 1,249,927 | |
| Public Safety | | | | 8,101,391 | |
| Recreation | | | | 807,401 | |
| Other Taxes | | | | 1,416,694 | |
| Grants and Entitlements Not Restricted to | | | | | |
| Specific Programs | | | | 3,770,113 | |
| Payment in Lieu of Taxes | | | | 9,751,884 | |
| Investment Earnings | | | | 9,156 | |
| Total General Revenues | | | | 26,246,938 | |
| Changes in Net Position | | | | 6,130,785 | |
| Net Position at Beginning of Year, Restated | | | | 76,256,513 | |
| Net Position at End of Year | | | | \$ 82,387,298 | |

See accompanying notes to the basic financial statements.

DEERFIELD TOWNSHIP
WARREN COUNTY, OHIO
Balance Sheet
Governmental Funds
December 31, 2013

| | Major Governmental Funds | | | | | | | Other Governmental Funds | Total Governmental Funds |
|--|--------------------------|---------------------|---------------------|--------------------------------|--------------------------------|---------------------|---------------------|--------------------------------|--------------------------------|
| | General | Police District | Fire & EMS | 1998 TIF General Reserve | 1998 TIF General Revenue | TIF Debt Service | Capital Projects | | |
| Assets: | | | | | | | | | |
| Equity in Pooled Cash and Cash Equivalents | \$ 10,010,779 | \$ 1,081,867 | \$ 2,246,486 | \$ - | \$ - | \$ - | \$ 1,157,001 | \$ 6,103,444 | \$ 20,599,577 |
| Receivables: | | | | | | | | | |
| Property and Other Taxes | 745,194 | 3,222,064 | 5,526,012 | - | - | - | - | 2,218,134 | 11,711,404 |
| Payment in Lieu of Taxes | - | - | - | - | 6,717,200 | - | - | - | 6,717,200 |
| Accounts | 127,240 | - | 101,562 | - | - | - | - | - | 228,802 |
| Intergovernmental | 237,310 | 528,817 | 475,830 | - | - | - | - | 250,867 | 1,492,824 |
| Special Assessments | - | - | - | - | - | - | - | 776,700 | 776,700 |
| Due From Other Funds | 100,000 | - | 1,500,000 | - | - | - | - | - | 1,600,000 |
| Supplies Inventory | - | - | - | - | - | - | - | 53,009 | 53,009 |
| Prepaid Items | 8,457 | 5,274 | 20,782 | - | - | - | - | 23,701 | 58,214 |
| Restricted Assets: | | | | | | | | | |
| Cash and Cash Equivalents with Fiscal Agent | - | - | - | 3,973,122 | 8,120,784 | - | - | 2,139,299 | 14,233,205 |
| Total Assets | \$ 11,228,980 | \$ 4,838,022 | \$ 9,870,672 | \$ 3,973,122 | \$ 14,837,984 | \$ - | \$ 1,157,001 | \$ 11,565,154 | \$ 57,470,935 |
| Liabilities: | | | | | | | | | |
| Accounts Payable | \$ 25,453 | \$ 3,673 | \$ 21,146 | \$ - | \$ - | \$ - | \$ 179,766 | \$ 35,341 | \$ 265,379 |
| Accrued Wages and Benefits Payable | 49,464 | - | 215,000 | - | - | - | - | 44,711 | 309,175 |
| Accrued Interest Payable | 3,167 | - | - | - | - | - | 8,604 | - | 11,771 |
| Due To Other Funds | - | - | - | - | - | - | 1,500,000 | 100,000 | 1,600,000 |
| General Obligation Notes Payable | 1,835,000 | - | - | - | - | - | 4,985,000 | - | 6,820,000 |
| Total Liabilities | 1,913,084 | 3,673 | 236,146 | - | - | - | 6,673,370 | 180,052 | 9,006,325 |
| Deferred Inflows of Resources: | | | | | | | | | |
| Revenues Levied for the Next Year and Unavailable Revenue | 858,744 | 3,501,923 | 6,013,254 | - | 6,717,200 | - | - | 3,186,124 | 20,277,245 |
| Total Deferred Inflows of Resources | 858,744 | 3,501,923 | 6,013,254 | - | 6,717,200 | - | - | 3,186,124 | 20,277,245 |
| Fund Balance: | | | | | | | | | |
| Nonspendable | 108,457 | 5,274 | 1,520,782 | - | - | - | - | 76,710 | 1,711,223 |
| Restricted | - | 1,327,152 | 2,100,490 | 3,973,122 | 8,120,784 | - | - | 8,122,268 | 23,643,816 |
| Assigned | 62,065 | - | - | - | - | - | - | - | 62,065 |
| Unassigned | 8,286,630 | - | - | - | - | - | (5,516,369) | - | 2,770,261 |
| Total Fund Balance | 8,457,152 | 1,332,426 | 3,621,272 | 3,973,122 | 8,120,784 | - | (5,516,369) | 8,198,978 | 28,187,365 |
| Total Liabilities, Deferred Inflows of Resources and Fund Balance | \$ 11,228,980 | \$ 4,838,022 | \$ 9,870,672 | \$ 3,973,122 | \$ 14,837,984 | \$ - | \$ 1,157,001 | \$ 11,565,154 | \$ 57,470,935 |

See accompanying notes to the basic financial statements.

**DEERFIELD TOWNSHIP
WARREN COUNTY, OHIO**

*Reconciliation of Total Governmental Fund Balances to
Net Position of Governmental Activities
December 31, 2013*

| | |
|----------------------------------|---------------|
| Total Governmental Fund Balances | \$ 28,187,365 |
|----------------------------------|---------------|

Amounts reported for governmental activities in the statement of net position are different because:

| | |
|---|------------|
| Capital assets used in governmental activities are not financial resources and therefore are not reported in the funds. | 77,357,867 |
|---|------------|

Other long-term assets are not available to pay for current-period expenditures and therefore are reported as deferred inflows of resources in the funds:

| | |
|--------------------------------------|----------------|
| Delinquent Property Taxes | 204,981 |
| Intergovernmental and Other Revenues | 907,664 |
| Special Assessments | <u>517,950</u> |

| | |
|-------|-----------|
| Total | 1,630,595 |
|-------|-----------|

Some liabilities, including long-term debt obligations and compensated absences payable, are not due and payable in the current period and therefore are not reported in the funds:

| | |
|-----------------------------------|--------------------|
| Premium on Bonds | (480,433) |
| Accrued Interest Payable | (92,335) |
| Compensated Absences Payable | (125,761) |
| Long-term Notes Payable | (19,860,000) |
| Special Assessments Bonds Payable | (245,000) |
| General Obligation Bonds Payable | <u>(3,985,000)</u> |

| | |
|-------|---------------------|
| Total | <u>(24,788,529)</u> |
|-------|---------------------|

| | |
|---|-----------------------------|
| Net Position of Governmental Activities | <u><u>\$ 82,387,298</u></u> |
|---|-----------------------------|

See accompanying notes to the basic financial statements.

DEERFIELD TOWNSHIP
WARREN COUNTY, OHIO
Statement of Revenues, Expenditures and
Changes in Fund Balances
Governmental Funds
For the Year Ended December 31, 2013

| | Major Governmental Funds | | | | | | | Other Governmental Funds | Total Governmental Funds |
|---|--------------------------|---------------------|---------------------|--------------------------------|--------------------------------|---------------------|-----------------------|--------------------------------|--------------------------------|
| | General | Police District | Fire & EMS | 1998 TIF General Reserve | 1998 TIF General Revenue | TIF Debt Service | Capital Projects | | |
| Revenues: | | | | | | | | | |
| Property and Other Taxes | \$ 2,030,345 | \$ 2,205,357 | \$ 6,030,514 | \$ - | \$ - | \$ - | \$ - | \$ 2,195,249 | \$ 12,461,465 |
| Intergovernmental | 2,450,243 | 264,190 | 734,406 | - | - | - | - | 511,974 | 3,960,813 |
| Special Assessments | - | - | - | - | - | - | - | 666,258 | 666,258 |
| Charges for Services | 26,157 | - | 624,061 | - | - | - | - | 386,095 | 1,036,313 |
| Licenses, Permits and Fees | 583,115 | - | - | - | - | - | - | - | 583,115 |
| Fines and Forfeitures | 78,044 | - | - | - | - | - | - | - | 78,044 |
| Payments in Lieu of Taxes | - | - | - | - | 9,751,884 | - | - | - | 9,751,884 |
| Interest | 7,258 | - | - | 818 | 395 | 58 | - | 627 | 9,156 |
| Other | 132,772 | 292,316 | 12,291 | 83,270 | - | - | - | 54,072 | 574,721 |
| Total Revenues | 5,307,934 | 2,761,863 | 7,401,272 | 84,088 | 9,752,279 | 58 | - | 3,814,275 | 29,121,769 |
| Expenditures: | | | | | | | | | |
| Current: | | | | | | | | | |
| General Government | 2,159,169 | - | - | - | - | - | - | - | 2,159,169 |
| Payments to Schools | - | - | - | 3,827,347 | - | - | - | - | 3,827,347 |
| Public Safety | - | 3,122,878 | 5,930,979 | - | - | - | - | - | 9,053,857 |
| Public Works | 2,984 | - | - | 1,000,000 | - | - | - | 2,174,873 | 3,177,857 |
| Public Health | 31,882 | - | - | - | - | - | - | 230,624 | 262,506 |
| Conservation-Recreation | - | - | - | - | - | - | - | 700,110 | 700,110 |
| Capital Outlay | 8,943 | 1,338 | 421,233 | 2,428,491 | - | - | 1,022,765 | 414,600 | 4,297,370 |
| Debt Service: | | | | | | | | | |
| Principal Retirement | - | - | - | - | 895,000 | 325,000 | - | 355,000 | 1,575,000 |
| Interest and Fiscal Charges | 18,745 | - | - | 5,400 | 299,803 | 641,928 | 39,995 | 240,756 | 1,246,627 |
| Total Expenditures | 2,221,723 | 3,124,216 | 6,352,212 | 7,261,238 | 1,194,803 | 966,928 | 1,062,760 | 4,115,963 | 26,299,843 |
| Excess of Revenues Over (Under) Expenditures | 3,086,211 | (362,353) | 1,049,060 | (7,177,150) | 8,557,476 | (966,870) | (1,062,760) | (301,688) | 2,821,926 |
| Other Financing Sources (Uses): | | | | | | | | | |
| Transfers-In | 83,753 | 7,783 | - | 7,727,501 | - | 436,841 | 735,048 | 417,706 | 9,408,632 |
| Transfers-Out | (325,489) | - | (600,000) | (235,048) | (8,128,669) | - | - | (119,426) | (9,408,632) |
| Total Other Financing Sources (Uses) | (241,736) | 7,783 | (600,000) | 7,492,453 | (8,128,669) | 436,841 | 735,048 | 298,280 | - |
| Net Change in Fund Balance | 2,844,475 | (354,570) | 449,060 | 315,303 | 428,807 | (530,029) | (327,712) | (3,408) | 2,821,926 |
| Fund Balance at Beginning of Year | 5,612,677 | 1,686,996 | 3,172,212 | 3,657,819 | 7,691,977 | 530,029 | (5,188,657) | 8,202,386 | 25,365,439 |
| Fund Balance at End of Year | \$ 8,457,152 | \$ 1,332,426 | \$ 3,621,272 | \$ 3,973,122 | \$ 8,120,784 | \$ - | \$ (5,516,369) | \$ 8,198,978 | \$ 28,187,365 |

**DEERFIELD TOWNSHIP
WARREN COUNTY, OHIO**

*Reconciliation of the Statement of Revenues, Expenditures
and Changes in Fund Balances of Governmental Funds to
the Statement of Activities
For the Year Ended December 31, 2013*

Net Change in Fund Balance - Total Governmental Funds \$ 2,821,926

Amounts reported for governmental activities in the statement of activities are different because:

Governmental funds report capital outlays as expenditures. However, in the statement of activities, the costs of those assets is allocated over their estimated useful lives as depreciation expense. In the current period, these amounts are:

| | | |
|----------------|--------------------|-----------|
| Capital Outlay | 4,078,715 | |
| Depreciation | <u>(2,132,765)</u> | |
| Total | | 1,945,950 |

Governmental funds report premiums as revenues whereas these amounts are deferred and amortized in the statement of activities:

| | | |
|------------------------------|---------------|--------|
| Amortization of Bond Premium | <u>44,691</u> | |
| Total | | 44,691 |

The issuance of long-term debt provides current financial resources to governmental funds, while the repayment of the principal of long-term debt consumes the current financial resources of governmental funds:

| | | |
|---------------------------|------------------|-----------|
| Bond Principal Retirement | <u>1,575,000</u> | |
| Total | | 1,575,000 |

Revenues in the statement of activities that do not provide current financial resources are not reported as revenues in the funds, rather these revenues are reported as deferred inflows of resources.

(279,314)

Some items reported in the statement of activities do not require the use of current financial resources and therefore are not reported as expenditures in the funds.

These activities consist of:

| | | |
|--|---------------|---------------|
| Change in Accrued Interest Payable | 6,206 | |
| Change in Compensated Absences Payable | <u>16,326</u> | |
| Total | | <u>22,532</u> |

Change in Net Position of Governmental Activities \$ 6,130,785

See accompanying notes to the basic financial statements.

DEERFIELD TOWNSHIP
WARREN COUNTY, OHIO
Statement of Fiduciary Net Position
Fiduciary Fund
December 31, 2013

| | Private- Purpose Trust |
|---|------------------------------|
| Assets | |
| Equity in Pooled Cash and Cash Equivalents | \$ 23,929 |
| Total Assets | \$ 23,929 |
| | |
| Net Position | |
| Net Amounts Held in Trust | \$ 23,929 |
| Total Net Position | \$ 23,929 |

See accompanying notes to the basic financial statements.

DEERFIELD TOWNSHIP
WARREN COUNTY, OHIO
Statement of Changes in Fiduciary Net Position
Fiduciary Fund
For the Year Ended December 31, 2013

| | Private- Purpose Trust |
|---------------------------------|------------------------------|
| Additions: | |
| Interest | \$ 13 |
| Total Additions | 13 |
| Deductions: | |
| Contractual Services | 938 |
| Total Deductions | 938 |
| Change in Net Position | (925) |
| Net Position, Beginning of Year | 24,854 |
| Net Position, End of Year | \$ 23,929 |

See accompanying notes to the basic financial statements.

THIS PAGE INTENTIONALLY LEFT BLANK

DEERFIELD TOWNSHIP
WARREN COUNTY, OHIO
NOTES TO THE BASIC FINANCIAL STATEMENTS
FOR THE YEAR ENDED DECEMBER 31, 2013

NOTE 1 – DESCRIPTION OF THE TOWNSHIP AND REPORTING ENTITY:

Deerfield Township, Warren County, Ohio (the “Township”) is a body politic and corporate established to exercise the rights and privileges conveyed to it by the constitution and laws of the State of Ohio. The Township is directed by a publicly elected three-member Board of Trustees. The Trustees are elected for overlapping terms of four years. They have an elected Township Fiscal Officer and a Township Administrator, who is appointed by the Board of Trustees. All department heads report to the Township Administrator.

Reporting Entity

The reporting entity is comprised of the primary government, component units and other organizations that are included to ensure that the financial statements of the Township are not misleading. The primary government consists of all funds and departments which provide various services including police and fire protection, recreation, street maintenance and general administrative services.

Component Units

Component units are legally separate organizations for which the Township is financially accountable. The Township is financially accountable for an organization if the Township appoints a voting majority of the organization’s governing body and (1) the Township is able to significantly influence the programs or services performed or provided by the organization; or (2) the Township is legally entitled to or can otherwise access the organization’s resources; the Township is legally obligated or has otherwise assumed the responsibility to finance the deficits of, or provide financial support to, the organization; or the Township is obligated for the debt of the organization. Component units may also include organizations for which the Township approves the budget, the issuance of debt or the levying of taxes. The Township currently has no component units.

Related Organization

The Township is associated with the Deerfield Regional Storm Water District, which is a related organization. The District is presented in Note 19 to the basic financial statements.

NOTE 2 – SUMMARY OF SIGNIFICANT ACCOUNTING POLICIES:

The financial statements of the Township have been prepared in conformity with generally accepted accounting principles (GAAP) applied to local governmental units. The Governmental Accounting Standards Board (GASB) is the accepted standard-setting body for establishing governmental accounting and financial principles. The most significant of the Township’s accounting policies are described below.

Basis of Presentation

The Township’s basic financial statements consist of government-wide statements, including a statement of net position and a statement of activities, and fund financial statements that provide a more detailed level of financial information.

DEERFIELD TOWNSHIP
WARREN COUNTY, OHIO
NOTES TO THE BASIC FINANCIAL STATEMENTS
FOR THE YEAR ENDED DECEMBER 31, 2013

Government-wide Financial Statements

The statement of net position and the statement of activities display information about the Township as a whole. These statements include the financial activities of the primary government, except for fiduciary funds.

The statement of net position presents the financial condition of the governmental activities of the Township at year end. The statement of activities presents a comparison between direct expenses and program revenues for each program or function of the Township's governmental activities. Direct expenses are those that are specifically associated with a service, program or department and, therefore, clearly identifiable to a particular function. Program revenues include charges paid by a recipient of the goods or services offered by the program, grants and contributions that are restricted to meeting the operational or capital requirements of a particular program. Revenues not classified as program revenues are presented as general revenues of the Township, with certain limited exceptions. The comparison of direct expenses with program revenues identifies the extent to which each governmental function is self-financing or draws from the general revenues of the Township.

Fund Financial Statements

During the year, the Township segregates transactions related to certain Township functions or activities in separate funds in order to aid financial management and to demonstrate legal compliance. Fund financial statements are designed to present financial information of the Township at this more detailed level. The focus of governmental fund financial statements is on major funds. Each major fund is presented in a separate column. Nonmajor funds are aggregated and presented in a single column. Fiduciary funds are reported by type.

Fund Accounting

The Township uses funds to maintain its financial records during the year. A fund is defined as a fiscal and accounting entity with a self-balancing set of accounts. There are two categories of funds presented by the Township: governmental and fiduciary.

Governmental Funds

Governmental funds are those through which most governmental functions typically are financed. Governmental fund reporting focuses on the sources, uses and balances of current financial resources. Expendable assets are assigned to the various governmental funds according to the purposes for which they may or must be used. Current liabilities are assigned to the fund from which they will be paid. The difference between governmental fund assets and deferred inflows of resources and liabilities is reported as fund balance. The following are the Township's major governmental funds:

General Fund – This fund is the operating fund of the Township and is used to account for all financial resources except those required to be accounted for in another fund. The General Fund balance is available to the Township for any purpose provided it is expended or transferred according to the general laws of Ohio.

Police District Fund – This fund receives the tax monies which are used to pay for police protection services.

DEERFIELD TOWNSHIP
WARREN COUNTY, OHIO
NOTES TO THE BASIC FINANCIAL STATEMENTS
FOR THE YEAR ENDED DECEMBER 31, 2013

Fire and EMS Fund – The Township receives fire levy monies and ambulance fees to be used for the purchase and maintenance of fire equipment and ambulances, and for the payment of salaries and wages of fire fighters and paramedics. This fund is a consolidation of the Fire Special Levy Fund and the Ambulance and EMS Fund for GAAP reporting purposes only. The Township budgets separately for the Fire Special Levy Fund and the Ambulance and EMS Fund.

1998 TIF General Reserve Fund – This fund is used to account for certain TIF-related resources in accordance with the Township’s Tax Increment Financing Agreement.

1998 TIF General Revenue Fund – This fund receives most TIF-related monies and is required to be separately maintained by the Township in accordance with the Township’s Tax Increment Financing Agreement.

TIF Debt Service Fund – This fund is used to account for monies received from payments in lieu of taxes used to make principal and interest payments on the tax increment long-term notes.

Capital Projects Fund – This fund receives transfers and/or proceeds from debt to be used for various capital projects.

The other governmental funds of the Township account for grants and other resources whose use is restricted to a particular purpose.

Fiduciary Funds

Fiduciary fund reporting focuses on net position and changes in net position. The fiduciary fund category is split into four classifications: pension trust funds, investment trust funds, private-purpose trust funds and agency funds. Trust funds are used to account for assets held under a trust agreement for individuals, private organizations, or other governments, which are not available to support the Township’s own programs. The Township’s private-purpose trust fund accounts for principal and income that must be used for specific purposes for the benefit of other individuals and/or other entities.

Measurement Focus

Government-wide Financial Statements

The government-wide financial statements are prepared using the economic resources measurement focus. All assets, deferred inflows of resources and liabilities associated with the operations of the Township are included on the statement of net position. The statement of activities presents increases (i.e., revenues) and decreases (i.e., expenses) in total net position.

Fund Financial Statements

All governmental funds are accounted for using a flow of current financial resources measurement focus. With this measurement focus, generally only current assets, current liabilities and deferred inflows of inflows of resources are included on the balance sheet. The statement of revenues, expenditures and changes in fund balances reports the sources (i.e., revenues and other financing sources) and uses (i.e., expenditures and other financing uses) of current financial resources. This approach differs from the manner in which the governmental activities of the government-wide financial statements are prepared. Governmental fund financial statements

DEERFIELD TOWNSHIP
WARREN COUNTY, OHIO
NOTES TO THE BASIC FINANCIAL STATEMENTS
FOR THE YEAR ENDED DECEMBER 31, 2013

therefore include reconciliation with brief explanations to better identify the relationship between the government-wide financial statements and the statements for governmental funds.

Basis of Accounting

Basis of accounting determines when transactions are recorded in the financial records and reported in the financial statements. Government-wide financial statements are prepared using the accrual basis of accounting. Governmental funds use the modified accrual basis of accounting. Differences in the accrual and modified accrual basis of accounting arise in the recognition of revenue, the recording of deferred inflows of resources and in the presentation of expenses versus expenditures.

Revenues – Exchange and Non-Exchange Transactions

Revenue resulting from exchange transactions, in which each party gives and receives essentially equal value, is recorded on the accrual basis when the exchange takes place. On a modified accrual basis, revenue is recorded in the fiscal year in which the resources are measurable and available. Available means that the resources will be collected within the current fiscal year or are expected to be collected soon enough thereafter to be used to pay liabilities of the current fiscal year. The available period for the Township is sixty days after year end.

Non-exchange transactions, in which the Township receives value without directly giving equal value in return, include property tax, payments in lieu of taxes, grants, entitlements and donations. On an accrual basis, revenue from property tax is recognized in the fiscal year for which the taxes are levied. Revenue from payments in lieu of taxes, grants, entitlements, and donations is recognized in the fiscal year in which all eligibility requirements have been satisfied. Eligibility requirements include timing requirements and matching requirements. Timing requirements specify the year when the resources are required to be used or the fiscal year when use is first permitted. Matching requirements specify how the Township must provide local resources and expenditure requirements, in which the resources are provided to the Township on a reimbursement basis. On a modified accrual basis, revenue from non-exchange transactions must also be available before it can be recognized.

In applying the susceptible to accrual concept under the modified accrual basis, the following revenue sources are deemed both measurable and available: state-levied locally shared taxes (including local government assistance, gasoline tax and vehicle license tax), EMS charges for services and court fines.

Deferred Inflows

The Township reports deferred inflows on its fund level balance sheet and entity wide statement of net position. Deferred inflows are items that were previously reported as deferred revenues and certain items that were previously recorded as assets and liabilities. Deferred inflows arise when a potential item of revenue does not meet both the "measurable" and "available" criteria for recognition in the current period on the modified accrual basis. Certain intergovernmental receivables, uncollected assessments, miscellaneous receivables, and property taxes not meeting the availability criteria have been deferred and will be realized in a subsequent period on the modified accrual basis of accounting on the Balance Sheet. On the full accrual basis, property taxes receivable and payments in lieu of taxes receivable that have been levied to finance operations in the next year have been reported as deferred inflows on the Statement of Net Position.

DEERFIELD TOWNSHIP
WARREN COUNTY, OHIO
NOTES TO THE BASIC FINANCIAL STATEMENTS
FOR THE YEAR ENDED DECEMBER 31, 2013

Expenses/Expenditures

On the accrual basis of accounting, expenses are recognized at the time they are incurred.

The measurement focus of governmental fund accounting is on decreases in net financial resources (expenditures) rather than expenses. Expenditures are recorded when the related fund liability is incurred, if measurable. Allocation of costs, such as depreciation and amortization, are not recognized in governmental funds.

Equity in Pooled Cash and Cash Equivalents

To improve cash management, cash received by the Township is pooled. Money for all funds is maintained in this pool. Individual fund integrity is maintained through the Township's records. Each fund's interest in the pooled bank account is presented as "equity in pooled cash and cash equivalents" on the financial statements.

Investments are reported at fair value, which is based on quoted market prices. For investments in open-end mutual funds, fair value is determined by the fund's share price. During the year, the Township's investments included non-negotiable certificates of deposit and money market funds.

Investments with an original maturity of three months or less at the time of purchase and investments of the cash management pool are reported as cash equivalents on the financial statements.

Interest income is distributed to the funds according to ordinance and statutory requirements. Interest revenue reported in the statement of activities for 2013 amounted to \$9,156.

Supplies Inventory

On the government-wide financial statements, inventories are presented at the lower of cost or market on a first-in, first-out basis and are expensed when used.

On the fund financial statements, inventories of governmental funds are stated at cost. For all funds, cost is determined on a first-in, first-out basis. The cost of inventory items is recorded as an expenditure in the governmental funds when purchased.

Inventory consists of expendable supplies held for consumption.

Prepaid Items

Payments made to vendors for services that will benefit periods beyond December 31, 2013, are recorded as prepaid items using the consumption method. A current asset for the prepaid amount is recorded at the time of the purchase and an expenditure/expense is reported in the year in which services are consumed.

Capital Assets

General capital assets are those not specifically related to activities reported in the proprietary funds. These assets generally result from expenditures in the governmental funds. These assets are reported in the governmental activities column of the government-wide statement of net position but are not reported in the fund financial statements.

DEERFIELD TOWNSHIP
WARREN COUNTY, OHIO
NOTES TO THE BASIC FINANCIAL STATEMENTS
FOR THE YEAR ENDED DECEMBER 31, 2013

All capital assets are capitalized at cost (or estimated historical cost) and updated for additions and retirements during the year. Donated fixed assets are recorded at their fair market values as of the date received. The Township maintains a capitalization threshold of five thousand dollars. Improvements are capitalized; the costs of normal maintenance and repairs that do not add to the value of the asset or materially extend an asset's life are expensed. Interest incurred during the construction of capital assets is also capitalized.

All capital assets are depreciated except for land and construction in progress. Improvements are depreciated over the remaining useful lives of the related capital assets. Depreciation is computed using the straight-line method over the following useful lives:

| | |
|----------------|-------------|
| Buildings | 25-45 years |
| Infrastructure | 25-50 years |
| Improvements | 15-60 years |
| Equipment | 5-15 years |
| Vehicles | 3-10 years |

Compensated Absences

Vacation leave accumulated by employees is accrued as a liability as the benefits are earned when both of these conditions are met:

1. The employees' rights to receive compensation are attributable to services already rendered.
2. It is probable that the employer will compensate the employees for the benefits through paid time off or some other means, such as cash payments at termination or retirement.

A liability for sick leave is accrued based on guidelines set forth in GASB Statement No. 16 *Accounting for Compensated Absences*. The vesting method was implemented and states that the Township will estimate its liability based on sick leave accumulated at the balance sheet date by those employees who currently are eligible to receive termination payments as specified by the retirement system as well as other employees who are expected to become eligible in the future to receive such payments, determined to be all employees with an age of fifty and ten years of service or more. The amount is based on accumulated sick leave and employees' wage rates at year end, taking into consideration any limits specified in the Township's termination policy. The entire compensated absence liability is reported on the government-wide financial statements.

For governmental funds, the current portion of unpaid compensated absences is the amount normally due for payment during the year.

Accrued Liabilities and Long-Term Obligations

All payables, accrued liabilities and long-term obligations are reported in the government-wide financial statements.

DEERFIELD TOWNSHIP
WARREN COUNTY, OHIO
NOTES TO THE BASIC FINANCIAL STATEMENTS
FOR THE YEAR ENDED DECEMBER 31, 2013

In general, governmental fund payables and accrued liabilities that, once incurred, are paid in a timely manner and in full from current financial resources are reported as obligations of the funds. However, compensated absences and contractual required pension obligations that will be paid from the governmental funds are reported as a liability in the fund financial statements only to the extent that they are due for payment from current and available resources. Bonds and long-term loans are recognized as a liability on the fund financial statements when due.

Classification of Fund Balance

In accordance with GASB Statement No. 54, *Fund Balance Reporting and Governmental Fund Type Definitions*, the Township's fund balance is divided into five classifications based primarily on the extent to which the Township must observe constraints imposed upon the use of its governmental-fund resources. The classifications are as follows:

Nonspendable - The Township classifies assets as *nonspendable* when legally or contractually required to maintain the amounts intact.

Restricted - Fund balance is *restricted* when constraints placed on the use of resources are either externally imposed by creditors (such as through debt covenants), grantors, contributors, or laws or regulations of other governments; or is imposed by law through constitutional provisions.

Committed - The Township's Board can *commit* amounts via formal action (resolution). The Township must adhere to these commitments unless the Township's Board amends the resolution. Committed fund balance also incorporates contractual obligations to the extent that existing resources in the fund have been specifically committed to satisfy contractual requirements.

Assigned - Assigned fund balances are intended for specific purposes but do not meet the criteria to be classified as *restricted* or *committed*. Governmental funds other than the general fund report all fund balances as *assigned* unless they are restricted or committed. In the general fund, *assigned* amounts represent intended uses established by the Township's Board and set aside for purchase commitments by the Fiscal Officer.

Unassigned - Unassigned fund balance is the residual classification for the general fund and includes amounts not included in the other classifications. In other governmental funds, the unassigned classification is used only to report a deficit balance.

The Township applies restricted resources first when expenditures are incurred for purposes for which either restricted or unrestricted (committed, assigned, and unassigned) amounts are available. Similarly, within unrestricted fund balance, committed amounts are reduced first followed by assigned, and then unassigned amounts when expenditures are incurred for purposes for which amounts in any of the unrestricted fund balance classifications could be used.

DEERFIELD TOWNSHIP
WARREN COUNTY, OHIO
NOTES TO THE BASIC FINANCIAL STATEMENTS
FOR THE YEAR ENDED DECEMBER 31, 2013

Net Position

Net position represents the difference between assets and liabilities and deferred inflows of resources. Net investment in capital assets consists of capital assets, net of accumulated depreciation, reduced by the outstanding balances of any borrowing used for the acquisition, construction or improvement of those assets. Net position is reported as restricted when there are limitations imposed on its use either through enabling legislation adopted by the Township or through external restrictions imposed by creditors, grantors or laws or regulations of other governments. Net position restricted for other purposes includes various grant and other special revenue funds. The Township applies restricted resources when an expense is incurred for purposes for which both restricted and unrestricted net position is available. Of the \$26,513,568 of restricted net position reported at December 31, 2013, none of the net position was restricted by enabling legislation.

Interfund Activity

Exchange transactions between funds are reported as revenues in the seller funds and as expenditures in the purchaser funds. Flows of cash or goods from one fund to another without requirement for repayment are reported as interfund transfers. Interfund transfers are reported as other financing sources/uses in governmental funds. Repayment from funds responsible for particular expenditures to funds that initially paid for them are not presented in the financial statements.

Estimates

The preparation of the financial statements in conformity with GAAP requires management to make estimates and assumptions that affect the amounts reported in the financial statements and accompanying notes. Actual results may differ from those estimates.

Budgetary Process

An annual appropriated budget is legally required to be prepared for all funds of the Township. The Board passes appropriations at the fund/department/function/object level. The following are the procedures used by the Township in establishing the budgetary data reported in the financial statements.

Tax Budget

A tax budget of estimated revenues and expenditures for all funds is submitted to the County Auditor, as Secretary of the County Budget Commission, by July 20 of each year for the period January 1 to December 31 of the following year.

DEERFIELD TOWNSHIP
WARREN COUNTY, OHIO
NOTES TO THE BASIC FINANCIAL STATEMENTS
FOR THE YEAR ENDED DECEMBER 31, 2013

Estimated Resources

The County Budget Commission determines if the tax budget substantiates a need to levy all or part of previously authorized taxes and reviews estimated revenue. The Commission certifies its actions to the Township by October 1. As part of this certification, the Township receives the official certificate of estimated resources that states the projected revenue of each fund. Prior to December 31, the Township must revise its budget so that the total contemplated expenditures from any fund during the ensuing calendar year will not exceed the amount available as stated in the certificate of estimated resources. The revised budget then serves as the basis for the annual appropriation measure. On or about January 1, the certificate of estimated resources is amended to include any unencumbered balances from the preceding year. The certificate of estimated resources can be further amended during the year if the fiscal officer determines, and the Budget Commission agrees, that an estimate needs to be either increased or decreased. The amounts reported in the budgetary statements as final reflect the amounts in the final amended official certificate of estimated resources issued during 2013.

Appropriations

A temporary appropriation ordinance to control expenditures may be passed on or about January 1 of each year for the period January 1 to March 31. An annual appropriation ordinance must be passed by April 1 of each year, for the period January 1 to December 31. The appropriation ordinance may be supplemented during the year by action of the Board, as new information becomes available, provided that total fund appropriations do not exceed current estimated resources, as certified. During the year, two supplemental appropriation measures were passed. The amounts reported as the original budgeted amounts in the budgetary statements reflect the first appropriated budget that covered the entire year, including amounts automatically carried over from prior years. The amounts reported as the final budgeted amounts in the statements of budgetary comparisons represent the final appropriation amounts, including all amendments and modifications.

Lapsing of Appropriations

At the close of each year, the unencumbered balance of each appropriation reverts to the respective fund from which it was appropriated and becomes subject to future appropriations. The encumbered appropriation balance is carried forward to the succeeding year and is not re-appropriated.

Encumbrances

As part of formal budgetary control, purchase orders, contracts and other commitments for the expenditure of monies are recorded as the equivalent of expenditures on the non-GAAP budgetary basis in order to set aside a portion of the applicable appropriation and maintain legal compliance. The Ohio Revised Code prohibits expenditures plus encumbrances from exceeding appropriations.

DEERFIELD TOWNSHIP
WARREN COUNTY, OHIO
NOTES TO THE BASIC FINANCIAL STATEMENTS
FOR THE YEAR ENDED DECEMBER 31, 2013

NOTE 3 – DEPOSITS AND INVESTMENTS:

State statutes classify monies held by the Township into three categories.

Active deposits are public deposits necessary to meet current demands on the treasury. Such monies must be maintained either as cash in the Township Treasury, in commercial accounts payable or withdrawable on demand, including negotiable order of withdrawal (NOW) accounts, or in money market deposit accounts.

Inactive deposits are public deposits that the Board of Trustees has identified as not required for use within the current two year period of designation of depositories. Inactive deposits may be deposited or invested only as certificates of deposit maturing no later than the end of the current period of designation of depositories, or by savings or deposit accounts including, but not limited to, passbook accounts.

Interim deposits are deposits of interim moneys. Interim moneys are those monies which are not needed for immediate use but which will be needed before the end of the current period of designation of depositories. Interim deposits may be invested or deposited in the following securities:

- (1) United States treasury notes, bills, bonds, or any other obligation or security issued by the United States treasury or any other obligation guaranteed as to principal or interest by the United States;
- (2) Bonds, notes, debentures, or any other obligations or securities issued by any federal government agency or instrumentality including, but not limited to, the federal national mortgage association, federal home loan bank, federal farm credit bank, federal home loan mortgage corporation, government national mortgage association, and student loan marketing association. All federal agency securities shall be direct issuances of federal government agencies or instrumentalities;
- (3) Written repurchase agreements in the securities listed above, provided that the fair value of the securities subject to the repurchase agreement must exceed the principal value of the agreement by at least two percent and be marked to fair value daily and that the term of the agreement must not exceed thirty days;
- (4) Interim deposits in eligible institutions applying for interim funds;
- (5) Bonds and other obligations of the State of Ohio;
- (6) No-load money market funds consisting exclusively of obligations described in division (1) or (2) of this section, and repurchase agreements secured by such obligations, provided that investments in securities described in this division are made only through eligible institutions;
- (7) The State Treasury Assets Reserve of Ohio (STAR Ohio); and
- (8) Certain banker's acceptances and commercial paper notes for a period not to exceed one hundred eighty days from the date of purchase in an amount not to exceed twenty-five percent of interim monies available for investment at any time.

DEERFIELD TOWNSHIP
WARREN COUNTY, OHIO
NOTES TO THE BASIC FINANCIAL STATEMENTS
FOR THE YEAR ENDED DECEMBER 31, 2013

Investments in stripped principal or interest obligations, reverse repurchase agreements and derivatives are prohibited. The issuance of taxable notes for the purpose of arbitrage, the use of leverage and short selling are also prohibited. An investment must mature within five years from the date of purchase unless matched to a specific obligation or debt of the Township, and must be purchased with the expectation that it will be held to maturity. Investments may be made only upon delivery of the securities representing the investments to the Fiscal Officer or, if the securities are not represented by a certificate, upon receipt of confirmation of transfer from the custodian.

Deposits

Custodial credit risk is the risk that in the event of bank failure, the Township's deposits may not be returned. Protection of the Township's cash and deposits is provided by the Federal Deposit Insurance Corporation as well as qualified securities pledged by the institution holding the assets. By law, financial institutions must collateralize all public deposits. The face value of the pooled collateral must equal at least 105 percent of public funds deposited. Collateral is held by trustees including the Federal Reserve Bank and designated third parties of the financial institution.

At year end, the carrying amount of the Township's deposits was \$20,371,695 and the bank balance was \$21,133,407. Of the bank balance, \$250,000 was covered by federal deposit insurance. Based on the criteria described in GASB Statement No. 40, *Deposits and Investments Risk Disclosures*, \$20,883,407 of the Township's bank balance was exposed to custodial risk and was collateralized with securities held by the pledging financial institution's trust department or agent but not in the Township's name.

Investments

At year end, the Township had \$14,485,016 in U.S. Government Money Market Funds, which have no specified maturity.

Interest Rate Risk – As a means of maximizing interest earnings in conjunction with minimizing fair value losses and maintaining consistent cash availability, the Township's investment portfolio is structured as a five-year ladder. The Township does not have an investment policy other than state statute. State statute requires that an investment mature within five years from the date of purchase, unless matched to a specific obligation or debt of the Township, and that the investment must be purchased with the expectation that it will be held to maturity.

Credit Risk – The Township's investments in U.S. Government Money Market Funds were rated AAA by Standard & Poor's and Aaa by Moody's Investor Services as of December 31, 2013. State statute only addresses credit risk by limiting the investments that may be purchased to those offered by specifically identified issuers.

Concentration of Credit Risk – The Township places no limit on the amount it may be invested in any one issuer. 100% of the Township's investments were in U.S. Government Money Market Funds.

NOTE 4 – RECEIVABLES:

Receivables as of December 31, 2013, consisted primarily of property and other taxes, payments in lieu of taxes, intergovernmental receivables arising from entitlements, shared revenues and accounts (billing for EMS services).

DEERFIELD TOWNSHIP
WARREN COUNTY, OHIO
NOTES TO THE BASIC FINANCIAL STATEMENTS
FOR THE YEAR ENDED DECEMBER 31, 2013

Property Taxes

Property taxes include amounts levied against all real, public utility and tangible personal property located in the Township. Property tax revenue received during 2013 for real and public utility property taxes represents collections of the 2012 taxes. Property tax payments received during 2013 for tangible personal property (other than public utility property) is for 2013 taxes. 2013 real property taxes are levied after October 1, 2013, on the assessed value as of January 1, 2013, the lien date. Assessed values are established by state law at 35 percent of appraised market value. 2013 real property taxes are collected in and intended to finance 2014.

Public utility tangible personal property currently is assessed at varying percentages of true value; public utility real property is assessed at 35 percent of true value. 2013 public utility property taxes became a lien on December 31, 2012, are levied after October 1, 2013, and are collected in 2013 with real property taxes. 2013 tangible personal property taxes are levied after October 1, 2012, on the value as of December 31, 2012. Collections are made in 2013. Tangible personal property assessments are 25 percent of true value for capital assets and 24 percent of true value for inventory.

Public utility real and tangible personal property taxes collected in one calendar year are levied in the preceding calendar year on assessed values determined as of December 31 of the second year preceding the tax collection year, the lien date. Certain public utility tangible personal property currently is assessed at 88 percent of its true value; public utility real property is assessed at 35 percent of true value. Public utility property taxes are payable on the same dates as real property taxes described previously.

The full tax rate for all Township operations for the year ended December 31, 2013, was \$14.10 per \$1,000 of assessed value. The assessed values of real and tangible personal property upon which 2013 property tax receipts were based are as follows:

| | |
|---|-------------------------|
| Real Property Tax Assessed Valuation | \$ 978,635,050 |
| Public Utility Personal Property Assessed Valuation | <u>23,482,240</u> |
| Total | <u>\$ 1,002,117,290</u> |

Real property taxes are payable semi-annually with the first payment due February 16 and the remainder payable by July 13. Under certain circumstances, state statute permits later payment dates to be established.

Tangible personal property taxes paid by multi-county taxpayers are due September 20. Single county taxpayers may pay annually or semi-annually. If paid annually, payment is due April 30; if paid semi-annually, the first payment is due April 30; with the remainder payable by September 20.

The County Treasurer collects property taxes on behalf of all taxing districts in the county, including Deerfield Township. The County Auditor periodically remits to the Township its portion of the taxes collected. Accrued property taxes receivable represents real property taxes, public utility taxes and outstanding delinquencies which are measurable as of December 31, 2013, and for which there is an enforceable legal claim. In the General Fund, Police District Fund and the Fire Special Levy Fund, the entire receivable has been offset by deferred inflows of resources since the current taxes were not levied to finance 2013 operations and the collection of delinquent taxes during the available period is not subject to reasonable estimation. On the full accrual basis, collectible delinquent property taxes have been recorded as revenue.

DEERFIELD TOWNSHIP
WARREN COUNTY, OHIO
NOTES TO THE BASIC FINANCIAL STATEMENTS
FOR THE YEAR ENDED DECEMBER 31, 2013

Intergovernmental Receivables

A summary of the governmental activities intergovernmental receivables follows:

Governmental Activities:

| | |
|--|--------------------------------|
| Homestead/Rollback | \$ 723,900 |
| Gasoline Tax | 109,908 |
| Local Government | 157,517 |
| Motor Vehicle License Fees | 18,074 |
| Liquor License Fees | 2,664 |
| Warren County Sherriff's Department | 248,960 |
| City of Mason annexation Agreement Payment | 14,530 |
| Return of Excess County Auditor Fees | 214,879 |
| Estate Tax | <u>2,392</u> |
| Total | <u><u>\$ 1,492,824</u></u> |

DEERFIELD TOWNSHIP
WARREN COUNTY, OHIO
NOTES TO THE BASIC FINANCIAL STATEMENTS
FOR THE YEAR ENDED DECEMBER 31, 2013

NOTE 5 – CAPITAL ASSETS:

Capital asset activity for the year ended December 31, 2013, was as follows:

| | <u>Balance</u> <u>12/31/12</u> | <u>Additions</u> | <u>Deletions</u> | <u>Balance</u> <u>12/31/13</u> |
|---------------------------------|-----------------------------------|---------------------|------------------|-----------------------------------|
| <i>Governmental Activities</i> | | | | |
| Non-Depreciable Capital Assets: | | | | |
| Land | \$ 22,553,372 | \$ - | \$ - | \$ 22,553,372 |
| Construction in Progress | 450,832 | 2,687,756 | - | 3,138,588 |
| Non-Depreciable Capital Assets: | <u>23,004,204</u> | <u>2,687,756</u> | <u>-</u> | <u>25,691,960</u> |
| Depreciable Capital Assets: | | | | |
| Land Improvements | 3,607,800 | - | - | 3,607,800 |
| Buildings | 16,705,220 | 199,123 | - | 16,904,343 |
| Equipment | 2,870,042 | 15,320 | (13,276) | 2,872,086 |
| Vehicles | 4,232,454 | 386,093 | (194,704) | 4,423,843 |
| Infrastructure | 39,219,971 | 790,423 | - | 40,010,394 |
| Depreciable Capital Assets: | <u>66,635,487</u> | <u>1,390,959</u> | <u>(207,980)</u> | <u>67,818,466</u> |
| Less: Accumulated Depreciation | | | | |
| Land Improvements | (886,962) | (181,593) | - | (1,068,555) |
| Buildings | (4,263,296) | (486,092) | - | (4,749,388) |
| Equipment | (1,311,629) | (224,514) | 13,276 | (1,522,867) |
| Vehicles | (2,613,960) | (253,435) | 194,704 | (2,672,691) |
| Infrastructure | (5,151,927) | (987,131) | - | (6,139,058) |
| Accumulated Depreciation | <u>(14,227,774)</u> | <u>(2,132,765)</u> | <u>207,980</u> | <u>(16,152,559)</u> |
| Depreciable Capital Assets, Net | <u>52,407,713</u> | <u>(741,806)</u> | <u>-</u> | <u>51,665,907</u> |
| Governmental Activities | | | | |
| Capital Assets, Net | <u>\$ 75,411,917</u> | <u>\$ 1,945,950</u> | <u>\$ -</u> | <u>\$ 77,357,867</u> |

Depreciation expense was charged to governmental functions as follows:

| | |
|--|---------------------|
| General Government | \$ 65,302 |
| Public Safety | 309,123 |
| Public Works | 1,134,677 |
| Public Health | 22,000 |
| Conservation-Recreation | 601,663 |
| Total Depreciation Expense - Governmental Activities | <u>\$ 2,132,765</u> |

NOTE 6 – DEFINED BENEFIT PENSION PLANS:

Both the Ohio Police and Firemen's Disability and Pension Fund and the Ohio Public Employees Retirement System are reported using GASB Statement No. 27 *Accounting for Pensions by State and Local Governmental Employers*. Substantially all Township employees are covered by one of the two cost-sharing multiple-employer defined benefit pension plans, namely, the Police and Firemen's Disability and Pension Fund or the Ohio Public Employees Retirement System of Ohio (OPERS). Both funds provide retirement and disability benefits, annual cost of living adjustments, and death benefits to plan members and beneficiaries.

DEERFIELD TOWNSHIP
WARREN COUNTY, OHIO
NOTES TO THE BASIC FINANCIAL STATEMENTS
FOR THE YEAR ENDED DECEMBER 31, 2013

Ohio Public Employees Retirement System

The Township participates in the Ohio Public Employees Retirement System (OPERS). OPERS administers three separate pension plans. The traditional plan is a cost-sharing, multiple-employer defined benefit pension plan. The member-directed plan is a defined contribution plan in which the member invests both member and employer contributions (employer contributions vest over five years at 20 percent per year). Under the member-directed plan, members accumulate retirement assets equal to the value of the member and vested employer contributions plus any investment earnings. The combined plan is a cost-sharing, multiple-employer defined benefit pension plan that has elements of both a defined benefit and a defined contribution plan. Under the combined plan, employer contributions are invested by the retirement system to provide a formula retirement benefit similar to the traditional plan benefit. Member contributions, whose investment is self-directed by the member, accumulate retirement assets in a manner similar to the member-directed plan.

OPERS provides retirement, disability, survivor and death benefits and annual cost of living adjustments to members of the traditional and combined plans. Members of the member-directed plan do not qualify for ancillary benefits. Authority to establish and amend benefits is provided by Chapter 145 of the Ohio Revised Code. OPERS issues a stand-alone financial report that may be obtained by writing to OPERS, Attention: Finance Director, 277 East Town Street, Columbus, OH 43215-4642 or by calling (614) 222-6705 or (800) 222-7377.

The Ohio Revised Code provides statutory authority for member and employer contributions. For 2013, member and employer contribution rates were consistent across all three plans. Separate divisions for law enforcement and public safety divisions exist only within the traditional plan. The 2013 member contribution rates were 10% of their annual salary for members in state and local classifications. Public safety and law enforcement members contributed at a rate of 12.00% and 12.60%, respectively. The Township was required to contribute 14% of covered payroll for employees and 18.10% for employees engaged in law enforcement and public safety. Contributions are authorized by state statute. The contribution rates are determined actuarially. The Township's required contributions to OPERS for the years ended December 31, 2013, 2012 and 2011, were \$228,037, \$210,879, and \$230,594, respectively. The full amount has been contributed for 2011, 2012 and 2013.

Ohio Police and Fire Pension Fund

Deerfield Township contributes to the Ohio Police and Fire Pension Fund (OP&F), a cost-sharing, multiple-employer defined pension plan. OP&F provides retirement and disability benefits, cost-of-living adjustments, and death benefits to plan member and beneficiaries. Benefit provisions are established by the Ohio State Legislature and are codified in Chapter 742 of the Ohio Revised Code. OP&F issues a publicly available financial report that includes financial statements and required supplementary information for the plan. Interested parties may obtain a copy by making a written request to 140 East Town Street, Columbus, Ohio 43215-5164.

From January 1, 2013 thru July 1, 2013, plan members were required to contribute 10.0 percent of their annual covered salary. From July 2, 2013 thru December 31, 2013, plan members were required to contribute 10.75 percent of their annual covered salary. Throughout 2013, employers were required to contribute 24.0 percent for firefighters. The Township's contributions to OP&F for the years ending December 31, 2013, 2012 and 2011, were \$595,835, \$557,970 and \$554,054, respectively. The full amount has been contributed for 2011, 2012 and 2013.

DEERFIELD TOWNSHIP
WARREN COUNTY, OHIO
NOTES TO THE BASIC FINANCIAL STATEMENTS
FOR THE YEAR ENDED DECEMBER 31, 2013

NOTE 7 – POSTEMPLOYMENT BENEFITS:

GASB Statement No. 45 *Accounting and Financial Reporting by Employers for Post-employment Benefits other than Pension*, establishes standards for disclosure information for postemployment benefits other than pension benefits. Both OPERS and OP&F have post-employment benefits that meet the definition as described in GASB Statement 45.

Ohio Public Employees Retirement System

The Ohio Public Employees Retirement System (OPERS) maintains a cost-sharing, multiple-employer defined benefit postemployment healthcare plan, which includes a medical plan, prescription drug program and Medicare Part B premium reimbursement, for qualifying members of both the Traditional Pension and the Combined Plans. Members of the Member-Directed Plan do not qualify for ancillary benefits, including postemployment health care coverage.

In order to qualify for postemployment health care coverage, age-and-service retirees under the Traditional Pension and Combined Plans must have 10 or more years of qualifying Ohio service credit. Health care coverage for disability benefit recipients and qualified survivor benefit recipients is available. The health care coverage provided by OPERS meets the definition of an Other Post Employment Benefit (OPEB) as described in GASB Statement 45.

The Ohio Revised Code permits, but does not mandate, OPERS to provide other postemployment benefits to its eligible members and beneficiaries. Authority to establish and amend benefits is provided in Chapter 145 of the Ohio Revised Code.

OPERS issues a stand-alone financial report, that may be obtained by writing to OPERS, 277 East Town Street, Columbus, Ohio 43215-4652, or by calling (614) 222-5601 or (800) 222-7377.

The Ohio Revised Code provides the statutory authority requiring public employers to fund post retirement health care through their contributions to OPERS. A portion of each employer's contribution to OPERS is set aside for the funding of post retirement health care benefits.

Employer contribution rates are expressed as a percentage of the covered payroll of active members. In 2013, state and local employers contributed at a rate of 14% of covered payroll, and public safety and law enforcement employers contributed at 18.10%. The Ohio Revised Code currently limits the employer contribution to a rate not to exceed 14% of covered payroll for state and local employer units and 18.1% of covered payroll for law and public safety employer units. Active members do not make contributions to the OPEB Plan.

OPERS' Post Employment Health Care plan was established under, and is administrated in accordance with, Internal Revenue Code 401(h). Each year, the OPERS Board of Trustees determines the portion of the employer contribution rate that will be set aside for funding of postemployment health care benefits. For 2013, the employer contribution allocated to the health care plan for members in the traditional plan was 1%. The portion of employer contributions allocated to health care for members in the Combined Plan was 1%. The OPERS Board of Trustees is also authorized to establish rules for the payment of a portion of the health care benefits provided by the retiree or their surviving beneficiaries. Payment amounts vary depending on the number of covered dependents and the coverage selected.

DEERFIELD TOWNSHIP
WARREN COUNTY, OHIO
NOTES TO THE BASIC FINANCIAL STATEMENTS
FOR THE YEAR ENDED DECEMBER 31, 2013

Actual employer contributions for 2013, 2012 and 2011 which were used to fund postemployment benefits were \$16,288, \$60,248 and \$65,881, respectively. The actual contribution and the actuarially required contribution amounts are the same. The full amount has been contributed for 2013, 2012 and 2011.

Changes to the health care plan were adopted by the OPERS Board of Trustees on September 19, 2012, with a transition plan commencing January 1, 2014. With the recent passage of pension legislation under SB 343 and the approved health care changes, OPERS expects to be able to consistently allocate 4 percent of the employer contributions toward the health care fund after the end of the transition period.

Ohio Police and Fire Pension Fund

The Township contributes to the Ohio Police and Fire Pension Fund (OP&F) sponsored health care program, a cost-sharing, multiple-employer defined postemployment health care plan administered by OP&F. OP&F provides healthcare benefits including coverage for medical, prescription drugs, dental, vision, Medicare Part B Premium and long-term care to retirees, qualifying benefit recipients and their eligible dependents.

OP&F provides access to postretirement health care coverage for any person who receives or is eligible to receive a monthly service, disability, or survivor benefit check or is a spouse or eligible dependent child of such person. The health care coverage provided by OP&F meets the definition of an Other Post Employment Benefit (OPEB) as described in GASB Statement 45.

The Ohio Revised Code allows, but does not mandate OP&F to provide OPEB benefits. Authority for the OP&F Board of Trustees to provide health care coverage to eligible participants and to establish and amend benefits are codified in Chapter 742 of the Ohio Revised Code. OP&F issues a publicly available financial report that includes financial information and required supplementary information for the Plan. That report may be obtained by writing to OP&F, 140 East Town Street, Columbus, Ohio 43215-5164, and is available on OP&F's website at www.op-f.org.

The Ohio Revised Code provides for contribution requirements of the participating employers and of plan members to the OP&F (defined benefit pension plan). Participating employers are required to contribute to the pension plan at rates expressed as percentages of payroll of active pension members, currently 24% of covered payroll for fire employers. The Ohio Revised Code states that the employer contribution may not exceed 24% of covered payroll for fire employer units. Active members do not make contributions to the OPEB Plan.

OP&F maintains funds for health care in two separate accounts. One for health care benefits under an IRS Code Section 115 trust and one for Medicare Part B reimbursements administrated as an Internal Service Code 401(h) account, both of which are within the defined benefit pension plan, under the authority granted by the Ohio Revised Code to the OP&F Board of Trustees.

The Board of Trustees is authorized to allocate a portion of the total employer contributions made into the pension plan to the Section 115 trust and the Section 401(h) account as the employer contribution for retiree health care benefits. The portion of employer contributions allocated to health care was 4.69% of covered payroll from January 1, 2013 thru May 31, 2013 and 2.85% of covered payroll from June 1, 2013 thru December 31, 2013. The amount of employer contributions allocated to the health care plan each year is subject to the Trustees' primary responsibility to ensure that pension benefits are adequately funded and is limited by the provisions of Sections 115 and 401(h). The Township's actual contributions for 2013, 2012 and 2011 that were used to fund postemployment benefits were \$89,772, \$193,058 and \$155,689, respectively. The full amount has been contributed for 2013, 2012 and 2011.

DEERFIELD TOWNSHIP
WARREN COUNTY, OHIO
NOTES TO THE BASIC FINANCIAL STATEMENTS
FOR THE YEAR ENDED DECEMBER 31, 2013

The OP&F Board of Trustees is also authorized to establish requirements for contributions to the health care plan by retirees and their eligible dependents, or their surviving beneficiaries. Payment amounts vary depending on the number of covered dependents and the coverage selected.

NOTE 8 – OTHER EMPLOYEE BENEFITS:

Compensated Absences

Accumulated Unpaid Vacation

Township employees earn vacation leave at varying rates based upon length of service. Employees are required to use their vacation leave during the current year. They are not permitted to carry over into the subsequent year. At termination or retirement, employees are paid at their full rate for 100% of unused vacation leave.

Accumulated Unpaid Sick Leave

Township employees earn sick leave at varying rates based upon length of service and when the employee was hired. Upon retirement or death, the employee or his/her beneficiary will be eligible to receive payment for earned sick leave hours accumulated up to a maximum of 480 hours. For fire employees, the maximum accumulation is 576 hours. These accumulated hours will be paid at the employee's current rate of pay at retirement or death.

At December 31, 2013, the Township's accumulated unpaid compensated absences amounted to \$125,761, all of which is recorded as a liability of the Governmental Activities. Historically, compensated absences have been paid from one of, or a combination of, the following funds based on the separating employee's duties: General, Road & Bridge, Cemetery, Park, Fire Special Levy, EMS and Ambulance.

NOTE 9 – RISK MANAGEMENT:

The Township is exposed to various risks of injuries to employees. The Township insures against injuries to employees through the Ohio Bureau of Worker's Compensation. The Township pays the State Workers' Compensation System a premium based on a rate per \$100 of salaries. The rate is calculated based on accident history and administrative costs. The System administers and pays all claims.

The Township is exposed to various risks of loss related to torts, thefts of, damage to and destruction of assets, errors and omissions, injuries to employees and natural disasters. The Township belongs to the Ohio Township Association Risk Management Authority (OTARMA), a risk-sharing pool available to Ohio townships. OTARMA provides property and casualty coverage for its members. OTARMA is a member of the American Public Entity Excess Pool (APEEP). Member townships pay annual contributions to fund OTARMA. OTARMA pays judgments, settlements and other expenses resulting from covered claims that exceed the members' deductibles.

The various types and extent of coverage provided by OTARMA are as follows:

| | | |
|----------------------|----|--------------------------|
| Commercial Property | \$ | 12,000,000 |
| Ordinance and Law | \$ | 250,000 |
| Vehicle | \$ | 250,000 (or actual cost) |
| Errors and Omissions | \$ | 500,000 |
| Fidelity and Deposit | \$ | 50,000 |

DEERFIELD TOWNSHIP
WARREN COUNTY, OHIO
NOTES TO THE BASIC FINANCIAL STATEMENTS
FOR THE YEAR ENDED DECEMBER 31, 2013

There were no significant reductions in insurance coverage during the year in any category of risk. Settled claims have not exceeded insurance coverage in any of the past three years.

NOTE 10 – INTERGOVERNMENTAL AGREEMENT:

The Township has entered into an intergovernmental agreement with the Warren County Transportation Improvement District (the District) to assist in providing funding to the District to facilitate the development and implementation of the District's projects within the Township.

The intergovernmental agreement with the District provided for \$1,000,000 of annual funding from available Township revenue sources (payments in lieu of taxes) for 2011, 2012 and 2013.

The Township's \$1,000,000 payment to the Warren County Transportation Improvement District in 2013 (in accordance with the intergovernmental agreement mentioned above) is reported as a "Public Works" expenditure and expense in the Statement of Revenues, Expenditures and Changes in Fund Balance and Statement of Activities, respectively.

DEERFIELD TOWNSHIP
WARREN COUNTY, OHIO
NOTES TO THE BASIC FINANCIAL STATEMENTS
FOR THE YEAR ENDED DECEMBER 31, 2013

NOTE 11 - LONG-TERM OBLIGATIONS:

The changes in the Township's long-term liabilities for the year ended December 31, 2013, were as follows:

| <u>Governmental Activities:</u> | <u>Beginning Balance</u> | <u>Additions</u> | <u>Deletions</u> | <u>Ending Balance</u> | <u>Due Within One Year</u> |
|----------------------------------|------------------------------|------------------|-----------------------|-----------------------|--------------------------------|
| General Obligation Bonds: | | | | | |
| General Obligation Bonds | | | | | |
| Series 2008 - 4.0% - 5.25% | \$ 4,180,000 | \$ - | \$ (195,000) | \$ 3,985,000 | \$ 195,000 |
| Special Assessment Bonds: | | | | | |
| Road Improvement Special | | | | | |
| Assessment - 3.78% | 185,000 | - | (90,000) | 95,000 | 95,000 |
| Road Improvement Special | | | | | |
| Assessment - 3.83% | 220,000 | - | (70,000) | 150,000 | 75,000 |
| Tax Increment Revenue | | | | | |
| Long-Term Notes: | | | | | |
| Tax Increment Revenue Notes | | | | | |
| Series 2007 - 4.74% | 7,020,000 | - | (325,000) | 6,695,000 | 340,000 |
| Tax Increment Revenue Notes | | | | | |
| Series 2011 - 3.125% - 5.0% | 14,060,000 | - | (895,000) | 13,165,000 | 940,000 |
| Premium | 525,124 | - | (44,691) | 480,433 | - |
| Compensated Absences | 142,087 | 24,453 | (40,779) | 125,761 | 46,670 |
| Total Governmental Activities | <u>\$26,332,211</u> | <u>\$ 24,453</u> | <u>\$ (1,660,470)</u> | <u>\$ 24,696,194</u> | <u>\$ 1,691,670</u> |

The Township's general obligation bonds were issued in 2008 for \$5,200,000 for various purposes including, but not limited to, land acquisition, infrastructure improvements to roads and sewers, and equipment for the fire department. General obligation bonds are direct obligations and pledge the full faith and credit of the Township and are payable from unvoted property tax receipts to the extent that other resources are not available to meet annual principal and interest payments.

DEERFIELD TOWNSHIP
WARREN COUNTY, OHIO
NOTES TO THE BASIC FINANCIAL STATEMENTS
FOR THE YEAR ENDED DECEMBER 31, 2013

Principal and interest requirements to retire the Township's general obligation bonds as of December 31, 2013, are as follows:

| General Obligation Bonds | | | |
|--------------------------|--------------|--------------|--------------|
| | Principal | Interest | Total |
| 2014 | \$ 195,000 | \$ 214,906 | \$ 409,906 |
| 2015 | 205,000 | 206,131 | 411,131 |
| 2016 | 210,000 | 197,111 | 407,111 |
| 2017 | 90,000 | 187,451 | 277,451 |
| 2018 | 355,000 | 183,176 | 538,176 |
| 2019-2023 | 1,300,000 | 696,431 | 1,996,431 |
| 2024-2028 | 1,630,000 | 290,375 | 1,920,375 |
| Total | \$ 3,985,000 | \$ 1,975,581 | \$ 5,960,581 |

The Township has two special assessment bond issues that were used to finance road improvements. In 2004, \$670,000 in special assessment bonds was issued and in 2005, \$590,000 special assessment bonds were issued. Both issues will be repaid from amounts levied against the property owners benefited by the improvements. The special assessment bonds are backed by the full faith and credit of the Township. In the event that an assessed property owner fails to make payments, the Township will be required to pay the related debt.

Annual debt service requirements to maturity for the special assessment bonds are as follows:

| Special Assessment Bonds | | | |
|--------------------------|------------|-----------|------------|
| | Principal | Interest | Total |
| 2014 | 170,000 | 10,750 | 180,750 |
| 2015 | 75,000 | 3,000 | 78,000 |
| Total | \$ 245,000 | \$ 13,750 | \$ 258,750 |

In prior years, the Township had three separate tax increment long-term notes outstanding. In 2011, two of the three notes (Series 2001B and Series 1998) were currently refunded into a new Series 2011 note.

The tax increment long-term notes have been used to finance the acquisition and improvements of infrastructure including, but not limited to, roads, sewers, land and buildings. Each note will be repaid with payments in lieu of taxes as set forth in the financing agreement.

DEERFIELD TOWNSHIP
WARREN COUNTY, OHIO
NOTES TO THE BASIC FINANCIAL STATEMENTS
FOR THE YEAR ENDED DECEMBER 31, 2013

Annual debt service requirements to maturity for the tax increment long-term notes are as follows:

| Tax Increment Revenue Notes | | | |
|-----------------------------|---------------|--------------|---------------|
| | Principal | Interest | Total |
| 2014 | \$ 1,280,000 | \$ 882,356 | \$ 2,162,356 |
| 2015 | 1,345,000 | 820,056 | 2,165,056 |
| 2016 | 1,405,000 | 754,581 | 2,159,581 |
| 2017 | 1,475,000 | 686,181 | 2,161,181 |
| 2018 | 1,545,000 | 614,356 | 2,159,356 |
| 2019-2023 | 8,770,000 | 2,044,281 | 10,814,281 |
| 2024-2025 | 4,040,000 | 283,963 | 4,323,963 |
| Total | \$ 19,860,000 | \$ 6,085,774 | \$ 25,945,774 |

NOTE 12 – DEFEASED DEBT:

In 2011 the Township defeased \$460,000 of its outstanding general obligation bonds by creating a separate irrevocable trust fund with investments (and fixed earnings from the investments) that are sufficient to fully service the defeased debt until the debt is called or matures. For financial reporting purposes, the debt has been considered defeased and therefore removed as a liability from the Township’s financial statements. As of December 31, 2013, the amount of defeased debt outstanding was \$415,000.

NOTE 13 – NOTES PAYABLE:

During 2013, the Township retired the Series 2012 bond anticipation notes and reissued the notes for \$6,820,000. The original notes were used to purchase a golf course that is currently being used as a park. \$1,835,000 of the notes were issued as reimbursement to the General Fund for improvements to the park in a prior year. Thus at year end, \$1,835,000 and \$4,985,000 of the notes are recorded in the General Fund and Capital Projects Fund, respectively.

A summary of the short-term note transactions for the year ended December 31, 2013, is as follows:

| <u>Governmental Activities</u> | Issue Date | Beginning Balance | Additions | Deletions | Ending Balance |
|--------------------------------|---------------|----------------------|--------------|----------------|-------------------|
| Bond Anticipation Notes | | | | | |
| Series 2013 - 1% | 10/29/2013 | \$ - | \$ 6,820,000 | | \$ 6,820,000 |
| Bond Anticipation Notes | | | | | |
| Series 2012 - 5% | 10/31/2012 | 7,080,000 | - | (7,080,000) | - |
| Total Governmental Activities | | | | | |
| Notes Payable | | \$ 7,080,000 | \$ 6,820,000 | \$ (7,080,000) | \$ 6,820,000 |

DEERFIELD TOWNSHIP
WARREN COUNTY, OHIO
NOTES TO THE BASIC FINANCIAL STATEMENTS
FOR THE YEAR ENDED DECEMBER 31, 2013

NOTE 14 – INTERFUND BALANCES AND TRANSFERS:

Interfund Transfers

Interfund transfers for the year ended December 31, 2013, consisted of the following:

| <u>Transfer to Fund</u> | <u>Transfer from Fund</u> | <u>Amount</u> |
|--------------------------|---------------------------|---------------------|
| General Debt Service | General | \$ 317,706 |
| | Fire & EMS | 100,000 |
| General | Park | 83,753 |
| Police | General | 7,783 |
| Capital Projects Fund | Fire & EMS | 500,000 |
| Capital Projects Fund | 1998 TIF General Reserve | 235,048 |
| TIF Debt Service | 1998 TIF General Revenue | 436,841 |
| 1998 TIF General Reserve | 1998 TIF General Revenue | 7,691,828 |
| 1998 TIF General Reserve | TIF Reserve | <u>35,673</u> |
| | | <u>\$ 9,408,632</u> |

Transfers are used to move funds from the fund that statute or budget requires such funds to be received in to the fund that statute or budget requires such funds to be disbursed from. Transfers are also used to move unrestricted funds collected in the General Fund to finance various programs accounted for in other funds in accordance with budgetary authorizations; to segregate money for anticipated capital projects; to provide additional resources for current operations or debt service; and to return money to the fund from which it was originally provided once a project is completed.

The General Fund transferred out \$317,706 to the General Debt Service Fund to cover debt service requirements and \$7,783 to the Police Fund to cover public safety expenses. The Park Fund transferred \$83,753 to the General Fund for 2013 debt service related to the park note held in the General Fund. The Fire & EMS Fund transferred \$100,000 to the General Debt Service Fund for a portion of debt service. Transfers from the 1998 TIF General Revenue Fund include \$7,691,828 to the 1998 TIF General Reserve Fund and \$436,841 to the TIF Debt Service Fund as required by the TIF Agreement. The 1998 TIF General Reserve Fund transferred \$235,048 to the Capital Projects Fund to cover interest and principal reduction on the balance of the note outstanding held in the Capital Project Fund. The Fire and EMS Fund transferred \$500,000 to the Capital Project Fund cover project costs related to the construction of a new fire station. The TIF Reserve Fund transferred \$35,673 to the 1998 TIF General Reserve Fund as required by the TIF Agreement.

DEERFIELD TOWNSHIP
WARREN COUNTY, OHIO
NOTES TO THE BASIC FINANCIAL STATEMENTS
FOR THE YEAR ENDED DECEMBER 31, 2013

Interfund Advances

During 2013, the General Fund advanced \$100,000 to the Cemetery Fund to cover operating expenses and the Fire fund advanced \$1,500,000 to the Capital Projects Fund to cover the current costs associated with building a new fire station and \$600,000 to the General Fund to repay a previously outstanding advance.

NOTE 15 – CONTINGENT LIABILITIES:

Litigation

The Township is a defendant in various lawsuits and subject to various claims over which litigation has not yet commenced. Although the outcomes of these matters is not presently determinable, in the opinion of management and the law director, the resolution of these matters will not have a material adverse effect on the financial condition of the Township.

Federal and State Grants

The Township receives federal and state grants for specific purposes that are subject to review and audit by grantor agencies or their designee. Such audits could lead to a request for reimbursement to the grantor agency for expenditures disallowed under the terms of the grant. Based on prior experience, the Township believes such disallowance, if any, would be immaterial.

NOTE 16 – COMPLIANCE AND ACCOUNTABILITY:

At December 31, 2013, the Capital Projects Fund had a deficit fund balance of \$5,516,369 which is due to recording the notes payable. The General Fund provides transfers to cover fund deficit balances; however, this is done when cash is needed and not when accruals occur.

DEERFIELD TOWNSHIP
WARREN COUNTY, OHIO
NOTES TO THE BASIC FINANCIAL STATEMENTS
FOR THE YEAR ENDED DECEMBER 31, 2013

NOTE 17 – FUND BALANCE:

The fund balances for all governmental funds are classified as nonspendable, restricted, committed, assigned and/or unassigned based primarily on the extent to which the Township is bound to observe constraints imposed upon the use of the resources. The constraints placed on the fund balance for the major governmental funds and all other non-major governmental funds are presented as follows:

| | General Fund | Police District | Fire & EMS | 1998 TIF General Reserve | 1998 TIF General Revenue | TIF Debt Service | Capital Projects | Non-major Governmental Funds | Total Governmental Funds |
|-----------------------------|--------------|-----------------|--------------|--------------------------------|--------------------------------|---------------------|------------------|------------------------------------|--------------------------------|
| Nonspendable: | | | | | | | | | |
| Prepaid Items | \$ 8,457 | \$ 5,274 | \$ 20,782 | \$ - | \$ - | \$ - | \$ - | \$ 23,701 | \$ 58,214 |
| Inventory of Supplies | - | - | - | - | - | - | - | 53,009 | 53,009 |
| Interfund Loans | 100,000 | - | 1,500,000 | - | - | - | - | - | 1,600,000 |
| Total Nonspendable | 108,457 | 5,274 | 1,520,782 | - | - | - | - | 76,710 | 1,711,223 |
| Restricted for: | | | | | | | | | |
| Public safety | - | 1,327,152 | 2,100,490 | - | - | - | - | - | 3,427,642 |
| Public Works | - | - | - | - | - | - | - | 4,428,633 | 4,428,633 |
| Debt Service | - | - | - | - | - | - | - | 5,014 | 5,014 |
| Purposes Permitted by | | | | | | | | | |
| TIF Agreement | - | - | - | 3,973,122 | 8,120,784 | - | - | 2,139,299 | 14,233,205 |
| Conservation- Recreation | - | - | - | - | - | - | - | 1,474,185 | 1,474,185 |
| Public Health | - | - | - | - | - | - | - | 45,526 | 45,526 |
| Other Purposes | - | - | - | - | - | - | - | 29,611 | 29,611 |
| Total Restricted | - | 1,327,152 | 2,100,490 | 3,973,122 | 8,120,784 | - | - | 8,122,268 | 23,643,816 |
| Assigned: | | | | | | | | | |
| Other Purposes | 62,065 | - | - | - | - | - | - | - | 62,065 |
| Total Assigned | 62,065 | - | - | - | - | - | - | - | 62,065 |
| Unassigned (Deficit) | 8,286,630 | - | - | - | - | - | (5,516,369) | - | 2,770,261 |
| Total Fund Balances | \$ 8,457,152 | \$ 1,332,426 | \$ 3,621,272 | \$ 3,973,122 | \$ 8,120,784 | \$ - | \$ (5,516,369) | \$ 8,198,978 | \$ 28,187,365 |

NOTE 18 – IMPLEMENTATION OF NEW ACCOUNTING STANDARD AND RESTATEMENT OF OPENING NET POSITION:

For the year ended December 31, 2013, the Township has implemented Governmental Accounting Standards Board (GASB) Statement No. 65, *Items Previously Reported as Assets and Liabilities*. GASB Statement No. 65 amends or superseded the accounting and financial reporting guidance for certain items previously required to be reported as assets or liabilities. The object of GASB Statement No. 65 is to classify certain items that were previously reported as assets and liabilities as either deferred outflows of resources or deferred inflows of resources and to recognize certain items that were previously reported as assets and liabilities as outflows of resources (expenses) or inflows of resources (revenues).

The Township's adoption of GASB 65 resulted in the write-off of bond issuance costs and a reduction of beginning net position (as of January 1, 2013) of \$180,561.

DEERFIELD TOWNSHIP
WARREN COUNTY, OHIO
NOTES TO THE BASIC FINANCIAL STATEMENTS
FOR THE YEAR ENDED DECEMBER 31, 2013

NOTE 19 – RELATED ORGANIZATION:

The Deerfield Regional Storm Water District is a body corporate and politic established to exercise the rights and privileges conveyed to it by the constitution and laws of the State of Ohio. The District was created on October 31, 2003 by the Warren County Court of Common Pleas to provide storm water management services to the residents in the vicinity of Deerfield Township in accordance with the provisions of Ohio Revised Code Section 6119.

Although the Deerfield Township Trustees appoint three Trustees to manage the District, the Township Trustees cannot impose their will on the District; the District is not fiscally dependent on the Township and the District does not represent a potential financial benefit or burden to the Township. Accordingly, the District is being disclosed as a related organization of the Township.

The District issues its own financial statements which can be obtained by writing to the Deerfield Regional Storm Water District, 4900 Parkway Drive, Suite 150, Deerfield Township, OH 45040.

REQUIRED SUPPLEMENTARY INFORMATION

DEERFIELD TOWNSHIP
WARREN COUNTY, OHIO
Schedule of Revenues, Expenditures and Changes
In Fund Balance - Budget (Non-GAAP) and Actual
General Fund
For the Year Ended December 31, 2013

| | Budgeted Amounts | | Actual | Variance with Final Budget Favorable (Unfavorable) |
|--------------------------------|------------------|------------------|------------------|---|
| | Original | Final | | |
| Revenues | | | | |
| Property and Other Local Taxes | \$ 1,838,332 | \$ 1,906,382 | \$ 1,966,195 | \$ 59,813 |
| Charges for Services | 87,110 | 81,500 | 28,818 | (52,682) |
| Fees, Licenses and Permits | 578,233 | 456,116 | 610,943 | 154,827 |
| Fines and Forfeitures | 50,441 | 66,024 | 74,095 | 8,071 |
| Intergovernmental | 199,593 | 416,707 | 790,374 | 373,667 |
| Interest | 10,628 | 7,949 | 7,258 | (691) |
| Other | 34,241 | 1,751,102 | 1,791,822 | 40,720 |
| <i>Total Revenues</i> | <u>2,798,578</u> | <u>4,685,780</u> | <u>5,269,505</u> | <u>583,725</u> |
| Expenditures | | | | |
| Current | | | | |
| General Government | | | | |
| Trustees | | | | |
| Personal Services | 94,880 | 89,700 | 89,700 | - |
| Other | 14,394 | 11,968 | 9,949 | 2,019 |
| Fiscal | | | | |
| Personal Services | - | - | - | - |
| Other | 195,510 | 178,027 | 149,721 | 28,306 |
| Administrator | | | | |
| Personal Services | 382,441 | 402,462 | 402,462 | - |
| Other | 76,107 | 74,428 | 39,538 | 34,890 |
| Human Resources | | | | |
| Other | 14,930 | 11,884 | 8,999 | 2,885 |
| Public Relations | | | | |
| Other | 77,576 | 74,164 | 58,757 | 15,407 |
| Service Buildings | | | | |
| Other | 332,251 | 324,242 | 324,242 | - |
| Community Development | | | | |
| Personal Services | 262,198 | 249,342 | 249,342 | - |
| Other | 173,536 | 160,403 | 111,037 | 49,366 |
| Administration | | | | |
| Other | 996,933 | 861,534 | 861,534 | - |
| Public Works | | | | |
| Street Lighting | | | | |
| Other | 28,300 | 18,316 | 16,218 | 2,098 |

Continued on next page

**DEERFIELD TOWNSHIP
WARREN COUNTY, OHIO**

*Schedule of Revenues, Expenditures and Changes
In Fund Balance - Budget (Non-GAAP) and Actual
General Fund (continued)
For the Year Ended December 31, 2013*

| | Budgeted Amounts | | | Variance with Final Budget Favorable (Unfavorable) |
|---|--------------------|---------------------|---------------------|---|
| | Original | Final | Actual | |
| Capital Outlay | \$ 11,533 | \$ 11,043 | \$ 8,943 | \$ 2,100 |
| Debt Service | | | | |
| Principal Retirement | 2,500,001 | 2,500,001 | 1,900,000 | 600,001 |
| Interest and Fiscal Charges | 75,000 | 75,000 | 28,790 | 46,210 |
| <i>Total Expenditures</i> | <u>5,235,590</u> | <u>5,042,514</u> | <u>4,259,232</u> | <u>783,282</u> |
| <i>Excess of Revenues Over (Under) Expenditures</i> | <u>(2,437,012)</u> | <u>(356,734)</u> | <u>1,010,273</u> | <u>1,367,007</u> |
| Other Financing Sources (Uses) | | | | |
| Proceeds from Sale of Notes | 207,324 | 76,118 | 1,845,037 | 1,768,919 |
| Advances In | 600,000 | 600,000 | 600,000 | - |
| Advances Out | (600,000) | (500,000) | (100,000) | 400,000 |
| Transfers In | 100,000 | 100,000 | 83,753 | (16,247) |
| Transfers Out | (4,679,999) | (325,489) | (325,489) | - |
| <i>Total Other Financing Sources (Uses)</i> | <u>(4,372,675)</u> | <u>(49,371)</u> | <u>2,103,301</u> | <u>2,152,672</u> |
| <i>Net Change in Fund Balance</i> | <u>(6,809,687)</u> | <u>(406,105)</u> | <u>3,113,574</u> | <u>3,519,679</u> |
| <i>Fund Balance at Beginning of Year</i> | 6,704,326 | 6,704,326 | 6,704,326 | - |
| <i>Prior Year Encumbrances Appropriated</i> | <u>105,361</u> | <u>105,361</u> | <u>105,361</u> | <u>-</u> |
| <i>Fund Balance at End of Year</i> | <u>\$ -</u> | <u>\$ 6,403,582</u> | <u>\$ 9,923,261</u> | <u>\$ 3,519,679</u> |

**DEERFIELD TOWNSHIP
WARREN COUNTY, OHIO**

*Schedule of Revenues, Expenditures and Changes
In Fund Balance - Budget (Non-GAAP) and Actual
Police District Fund
For the Year Ended December 31, 2013*

| | Budgeted Amounts | | Actual | Variance with Final Budget Favorable (Unfavorable) |
|---|------------------|--------------|--------------|---|
| | Original | Final | | |
| Revenues | | | | |
| Property and Other Local Taxes | \$ 2,036,562 | \$ 2,071,735 | \$ 2,076,706 | \$ 4,971 |
| Intergovernmental | 259,482 | 392,800 | 392,841 | 41 |
| Other | 227,150 | 257,000 | 257,225 | 225 |
| <i>Total Revenues</i> | 2,523,194 | 2,721,535 | 2,726,772 | 5,237 |
| Expenditures | | | | |
| Current | | | | |
| Public Safety | | | | |
| Police | | | | |
| Other | 3,230,753 | 3,145,899 | 3,145,899 | - |
| Capital Outlay | 125,250 | 95,957 | 1,338 | 94,619 |
| <i>Total Expenditures</i> | 3,356,003 | 3,241,856 | 3,147,237 | 94,619 |
| <i>Excess of Revenues Over (Under) Expenditures</i> | (832,809) | (520,321) | (420,465) | 99,856 |
| Other Financing Sources (Uses) | | | | |
| Transfers In | - | 10,000 | 7,783 | (2,217) |
| <i>Total Other Financing Sources (Uses)</i> | - | 10,000 | 7,783 | (2,217) |
| <i>Net Change in Fund Balance</i> | (832,809) | (510,321) | (412,682) | 97,639 |
| <i>Fund Balance at Beginning of Year</i> | 1,428,229 | 1,428,229 | 1,428,229 | - |
| <i>Prior Year Encumbrances Appropriated</i> | 57,164 | 57,164 | 57,164 | - |
| <i>Fund Balance at End of Year</i> | \$ 652,584 | \$ 975,072 | \$ 1,072,711 | \$ 97,639 |

DEERFIELD TOWNSHIP
WARREN COUNTY, OHIO
Schedule of Revenues, Expenditures and Changes
In Fund Balance - Budget (Non-GAAP) and Actual
Fire Special Levy Fund
For the Year Ended December 31, 2013

| | Budgeted Amounts | | | Variance with Final Budget Favorable (Unfavorable) |
|---|---------------------|---------------------|---------------------|---|
| | Original | Final | Actual | |
| Revenues | | | | |
| Property and Other Local Taxes | \$ 6,128,994 | \$ 6,159,566 | \$ 6,016,459 | \$ (143,107) |
| Charges for Services | 31,428 | 61,204 | 62,099 | 895 |
| Intergovernmental | 751,257 | 766,257 | 748,461 | (17,796) |
| <i>Total Revenues</i> | <u>6,911,679</u> | <u>6,987,027</u> | <u>6,827,019</u> | <u>(160,008)</u> |
| Expenditures | | | | |
| Current | | | | |
| Public Safety | | | | |
| Fire and EMS | | | | |
| Personal Services | 3,581,209 | 3,158,513 | 3,158,513 | - |
| Other | 2,271,353 | 2,266,484 | 2,266,484 | - |
| Capital Outlay | 561,200 | 437,254 | 421,233 | 16,021 |
| Debt Service | | | | |
| Principal Retirement | 100,000 | - | - | - |
| <i>Total Expenditures</i> | <u>6,513,762</u> | <u>5,862,251</u> | <u>5,846,230</u> | <u>16,021</u> |
| <i>Excess of Revenues Over (Under) Expenditures</i> | <u>397,917</u> | <u>1,124,776</u> | <u>980,789</u> | <u>(143,987)</u> |
| Other Financing Sources (Uses) | | | | |
| Advances Out | (600,000) | (2,100,000) | (2,100,000) | - |
| Transfers Out | - | (600,000) | (600,000) | - |
| <i>Total Other Financing Sources (Uses)</i> | <u>(600,000)</u> | <u>(2,700,000)</u> | <u>(2,700,000)</u> | <u>-</u> |
| <i>Net Change in Fund Balance</i> | (202,083) | (1,575,224) | (1,719,211) | (143,987) |
| <i>Fund Balance at Beginning of Year</i> | 3,382,014 | 3,382,014 | 3,382,014 | - |
| <i>Prior Year Encumbrances Appropriated</i> | 43,208 | 43,208 | 43,208 | - |
| <i>Fund Balance at End of Year</i> | <u>\$ 3,223,139</u> | <u>\$ 1,849,998</u> | <u>\$ 1,706,011</u> | <u>\$ (143,987)</u> |

DEERFIELD TOWNSHIP
WARREN COUNTY, OHIO
Schedule of Revenues, Expenditures and Changes
In Fund Balance - Budget (Non-GAAP) and Actual
Ambulance and EMS Fund
For the Year Ended December 31, 2013

| | <u>Budgeted Amounts</u> | | <u>Actual</u> | Variance with Final Budget Favorable (Unfavorable) |
|--|-------------------------|-------------------|-------------------|---|
| | <u>Original</u> | <u>Final</u> | | |
| Revenues | | | | |
| Charges for Services | \$ 583,212 | \$ 537,930 | \$ 580,547 | \$ 42,617 |
| <i>Total Revenues</i> | <u>583,212</u> | <u>537,930</u> | <u>580,547</u> | <u>42,617</u> |
| Expenditures | | | | |
| Current | | | | |
| Public Safety | | | | |
| EMS | | | | |
| Personal Services | 300,000 | 565,000 | 556,548 | 8,452 |
| Other | 19,793 | 19,793 | 18,915 | 878 |
| <i>Total Expenditures</i> | <u>319,793</u> | <u>584,793</u> | <u>575,463</u> | <u>9,330</u> |
| <i>Net Change in Fund Balance</i> | 263,419 | (46,863) | 5,084 | 51,947 |
| <i>Fund Balance at Beginning of Year</i> | <u>483,863</u> | <u>483,863</u> | <u>483,863</u> | <u>-</u> |
| <i>Fund Balance at End of Year</i> | <u>\$ 747,282</u> | <u>\$ 437,000</u> | <u>\$ 488,947</u> | <u>\$ 51,947</u> |

DEERFIELD TOWNSHIP
WARREN COUNTY, OHIO
Schedule of Revenues, Expenditures and Changes
In Fund Balance - Budget (Non-GAAP) and Actual
1998 TIF General Reserve Fund
For the Year Ended December 31, 2013

| | Budgeted Amounts | | Actual | Variance with Final Budget Favorable (Unfavorable) |
|---|---------------------|---------------------|---------------------|---|
| | Original | Final | | |
| Revenues | | | | |
| Interest | \$ 713 | \$ 713 | \$ 818 | \$ 105 |
| Other | 58,079 | 58,079 | 83,270 | 25,191 |
| <i>Total Revenues</i> | <u>58,792</u> | <u>58,792</u> | <u>84,088</u> | <u>25,296</u> |
| Expenditures | | | | |
| Current | | | | |
| Capital Outlay | 6,850,000 | 4,853,938 | 2,925,360 | 1,928,578 |
| Payments to Schools | 3,500,000 | 3,391,929 | 3,391,929 | - |
| Miscellaneous | 1,015,000 | 6,750 | 1,005,400 | (998,650) |
| <i>Total Expenditures</i> | <u>11,365,000</u> | <u>8,252,617</u> | <u>7,322,689</u> | <u>929,928</u> |
| <i>Excess of Revenues Over (Under) Expenditures</i> | <u>(11,306,208)</u> | <u>(8,193,825)</u> | <u>(7,238,601)</u> | <u>955,224</u> |
| Other Financing Sources (Uses) | | | | |
| Transfers In | 7,815,853 | 7,815,853 | 7,727,501 | (88,352) |
| Transfers Out | (54) | - | (235,048) | 235,048 |
| <i>Total Other Financing Sources (Uses)</i> | <u>7,815,799</u> | <u>7,815,853</u> | <u>7,492,453</u> | <u>146,696</u> |
| <i>Net Change in Fund Balance</i> | (3,490,409) | (377,972) | 253,852 | 631,824 |
| <i>Fund Balance at Beginning of Year</i> | 3,508,718 | 3,508,718 | 3,508,718 | - |
| <i>Prior Year Encumbrances Appropriated</i> | 210,552 | 210,552 | 210,552 | - |
| <i>Fund Balance at End of Year</i> | <u>\$ 228,861</u> | <u>\$ 3,341,298</u> | <u>\$ 3,973,122</u> | <u>\$ 631,824</u> |

DEERFIELD TOWNSHIP
WARREN COUNTY, OHIO
Schedule of Revenues, Expenditures and Changes
In Fund Balance - Budget (Non-GAAP) and Actual
1998 TIF General Revenue Fund
For the Year Ended December 31, 2013

| | Budgeted Amounts | | Actual | Variance with Final Budget Favorable (Unfavorable) |
|---|---------------------|---------------------|---------------------|---|
| | Original | Final | | |
| Revenues | | | | |
| Payments in Lieu of Taxes | \$ 10,316,631 | \$ 10,316,697 | \$ 9,751,884 | \$ (564,813) |
| Interest | 418 | 352 | 395 | 43 |
| <i>Total Revenues</i> | <u>10,317,049</u> | <u>10,317,049</u> | <u>9,752,279</u> | <u>(564,770)</u> |
| Expenditures | | | | |
| Debt Service | | | | |
| Principal Retirement | - | 895,000 | 895,000 | - |
| Interest and Fiscal Charges | - | 299,803 | 299,803 | - |
| <i>Total Expenditures</i> | <u>-</u> | <u>1,194,803</u> | <u>1,194,803</u> | <u>-</u> |
| <i>Excess of Revenues Over (Under) Expenditures</i> | <u>10,317,049</u> | <u>9,122,246</u> | <u>8,557,476</u> | <u>(564,770)</u> |
| Other Financing Sources (Uses) | | | | |
| Transfers Out | (8,884,281) | (8,128,669) | (8,128,669) | - |
| <i>Total Other Financing Sources (Uses)</i> | <u>(8,884,281)</u> | <u>(8,128,669)</u> | <u>(8,128,669)</u> | <u>-</u> |
| <i>Net Change in Fund Balance</i> | 1,432,768 | 993,577 | 428,807 | (564,770) |
| <i>Fund Balance at Beginning of Year</i> | <u>7,691,977</u> | <u>7,691,977</u> | <u>7,691,977</u> | <u>-</u> |
| <i>Fund Balance at End of Year</i> | <u>\$ 9,124,745</u> | <u>\$ 8,685,554</u> | <u>\$ 8,120,784</u> | <u>\$ (564,770)</u> |

DEERFIELD TOWNSHIP
WARREN COUNTY, OHIO
NOTES TO REQUIRED SUPPLEMENTARY INFORMATION
FOR THE YEAR ENDED DECEMBER 31, 2013

NOTE A – BUDGETARY BASIS OF ACCOUNTING:

While the Township is reporting financial position, results of operations, and changes in fund balances on the basis of generally accepted accounting principles (GAAP), the budgetary basis as provided by law is based upon accounting for certain transactions on a basis of cash receipts, disbursements, and encumbrances. The Schedule of Revenues, Expenditures, and Changes in Fund Balance – Budget (Non-GAAP) and Actual is presented on the budgetary basis to provide a meaningful comparison of actual results with the budget. The major differences between the budgetary basis and GAAP basis are as follows:

Revenues are recorded when received in cash (budgetary basis) as opposed to when susceptible to accrual (GAAP basis).

Expenditures are recorded when paid in cash (budgetary basis) as opposed to when the liability is incurred (GAAP basis).

Encumbrances are treated as expenditures on the budgetary basis.

The following summarizes the adjustments necessary to reconcile the GAAP statements and the budgetary basis schedule.

| | General | Police District | Fire & EMS* | 1998 TIF General Reserve | 1998 TIF General Revenue |
|----------------------|---------------------|---------------------|-----------------------|--------------------------------|--------------------------------|
| GAAP Basis | \$ 2,844,475 | \$ (354,570) | \$ 449,060 | \$ 315,303 | \$ 428,807 |
| Revenue Accruals | (38,429) | (35,091) | 6,294 | - | - |
| Expenditure Accruals | (104,954) | (13,865) | (17,953) | (61,451) | - |
| Encumbrances | (87,518) | (9,156) | (51,528) | - | - |
| Advances | 500,000 | - | (2,100,000) | - | - |
| Budgetary Basis | <u>\$ 3,113,574</u> | <u>\$ (412,682)</u> | <u>\$ (1,714,127)</u> | <u>\$ 253,852</u> | <u>\$ 428,807</u> |

* The Fire and EMS Fund is a consolidation of the Fire Special Levy Fund and the Ambulance and EMS Fund for GAAP reporting purposes only. The Township budgets separately for the Fire Special Levy Fund and the Ambulance and EMS Fund.

**COMBINING FINANCIAL STATEMENTS AND INDIVIDUAL
FUND SCHEDULES**

NONMAJOR GOVERNMENTAL FUNDS

SPECIAL REVENUE FUNDS

To account for the proceeds of specific revenue sources (other than expendable trust or major capital projects) that are legally restricted to expenditure for specific purposes.

Motor Vehicle

To account for the additional motor vehicle license tax levied by Warren County for routine road and maintenance repairs.

Gasoline Tax

To account for the gasoline tax fees used for routine maintenance of state highways within the Township.

Road and Bridge

To account for property taxes used for routine maintenance of roads and bridges in the Township.

Cemetery

To account for monies received for the operation and maintenance of the cemetery.

Park

To account for property taxes received and used for maintenance of the Township parks.

Permissive Motor Vehicle

To account for permissive taxes received and used for maintenance of roads in the Township.

Street Lighting

To account for assessments levied on property owners for the purpose of street lights within the Township.

FEMA

To account for the expenditures and subsequent reimbursements from the Federal Emergency Management Agency associated with specific events or occurrences. The Township did not budget this fund during 2013 as no cash activity occurred during the year.

Issue II

To account for state funding used in street improvement of the Township. The Township did not budget this fund during 2013 as no cash activity occurred during the year.

TIF Reserve

To account for funds held as restricted cash per the tax increment financing agreements.

NONMAJOR GOVERNMENTAL FUNDS

(Continued)

DEBT SERVICE FUNDS

To account for the accumulation of resources for, and the payment of, general long-term debt principal and interest.

General Debt Service

To account for transfers from other funds for the payment of general obligation bonded debt.

Special Assessment Debt Service

To account for special assessments collected for the payment of special assessment bonded debt with governmental commitment.

DEERFIELD TOWNSHIP
WARREN COUNTY, OHIO
Combining Balance Sheet
Nonmajor Governmental Funds
December 31, 2013

| | Nonmajor Special Revenue Funds | Nonmajor Debt Service Funds | Total Nonmajor Governmental Funds |
|---|---|--------------------------------------|--|
| | <u> </u> | <u> </u> | <u> </u> |
| Assets: | | | |
| Equity in Pooled Cash and Investments | \$ 6,098,430 | \$ 5,014 | \$ 6,103,444 |
| Receivables: | | | |
| Taxes | 2,218,134 | - | 2,218,134 |
| Intergovernmental | 250,867 | - | 250,867 |
| Special Assessments | 517,950 | 258,750 | 776,700 |
| Supplies Inventory | 53,009 | - | 53,009 |
| Prepaid Items | 23,701 | - | 23,701 |
| Restricted Assets: | | | |
| Cash and Cash Equivalents with Fiscal Agent | <u>2,139,299</u> | <u>-</u> | <u>2,139,299</u> |
| Total Assets | <u>\$ 11,301,390</u> | <u>\$ 263,764</u> | <u>\$ 11,565,154</u> |
| Liabilities: | | | |
| Accounts Payable | \$ 35,341 | \$ - | \$ 35,341 |
| Accrued Salaries Payable | 44,711 | - | 44,711 |
| Due to Other Funds | <u>100,000</u> | <u>-</u> | <u>100,000</u> |
| Total Liabilities | <u>180,052</u> | <u>-</u> | <u>180,052</u> |
| Deferred Inflows of Resources: | | | |
| Revenues Levied for the Next Year and Unavailable Revenue | <u>2,927,374</u> | <u>258,750</u> | <u>3,186,124</u> |
| Total Deferred Inflows of Resources: | <u>2,927,374</u> | <u>258,750</u> | <u>3,186,124</u> |
| Fund Balance: | | | |
| Nonspendable | 76,710 | - | 76,710 |
| Restricted | <u>8,117,254</u> | <u>5,014</u> | <u>8,122,268</u> |
| Total Fund Balances | <u>8,193,964</u> | <u>5,014</u> | <u>8,198,978</u> |
| Total Deferred Inflows of Resources, Liabilities and Fund Balances | <u>\$ 11,301,390</u> | <u>\$ 263,764</u> | <u>\$ 11,565,154</u> |

**DEERFIELD TOWNSHIP
WARREN COUNTY, OHIO**

Combining Statement of Revenues, Expenditures and Changes in Fund Balances

Nonmajor Governmental Funds

For the Year Ended December 31, 2013

| | <u>Nonmajor Special Revenue Funds</u> | <u>Nonmajor Debt Service Funds</u> | <u>Total Nonmajor Governmental Funds</u> |
|---|---|--|--|
| Revenues: | | | |
| Property and Other Taxes | \$ 2,195,249 | \$ - | \$ 2,195,249 |
| Intergovernmental | 511,974 | - | 511,974 |
| Special Assessments | 489,005 | 177,253 | 666,258 |
| Charges for Services | 386,095 | - | 386,095 |
| Interest | 627 | - | 627 |
| Other | 54,072 | - | 54,072 |
| | <u>3,637,022</u> | <u>177,253</u> | <u>3,814,275</u> |
| Total Revenues | | | |
| Expenditures: | | | |
| Current: | | | |
| Public Health | 230,624 | - | 230,624 |
| Public Works | 2,174,873 | - | 2,174,873 |
| Conservation-Recreation | 700,110 | - | 700,110 |
| Capital Outlay | 414,600 | - | 414,600 |
| Debt Service: | | | |
| Principal Retirement | - | 355,000 | 355,000 |
| Interest and Fiscal Charges | - | 240,756 | 240,756 |
| | <u>3,520,207</u> | <u>595,756</u> | <u>4,115,963</u> |
| Total Expenditures | | | |
| Excess of Revenues Over (Under) Expenditures | <u>116,815</u> | <u>(418,503)</u> | <u>(301,688)</u> |
| Other Financing Sources (Uses): | | | |
| Transfers-In | - | 417,706 | 417,706 |
| Transfers-Out | (119,426) | - | (119,426) |
| | <u>(119,426)</u> | <u>417,706</u> | <u>298,280</u> |
| Total Other Financing Sources (Uses) | | | |
| Net Change in Fund Balance | (2,611) | (797) | (3,408) |
| Fund Balance at Beginning of Year | <u>8,196,575</u> | <u>5,811</u> | <u>8,202,386</u> |
| Fund Balance at End of Year | <u>\$ 8,193,964</u> | <u>\$ 5,014</u> | <u>\$ 8,198,978</u> |

DEERFIELD TOWNSHIP
WARREN COUNTY, OHIO
Combining Balance Sheet
Nonmajor Special Revenue Funds
December 31, 2013

| | Motor Vehicle | Gasoline Tax | Road and Bridge | Cemetery | Park |
|--|-------------------|---------------------|---------------------|-------------------|---------------------|
| Assets: | | | | | |
| Equity in Pooled Cash and Investments | \$ 336,306 | \$ 895,489 | \$ 763,853 | \$ 153,404 | \$ 1,483,643 |
| Receivables: | | | | | |
| Property and Other Taxes | - | - | 1,166,248 | - | 1,002,816 |
| Intergovernmental | 18,074 | 109,908 | 100,745 | - | 22,140 |
| Special Assessments | - | - | - | - | - |
| Supplies Inventory | - | - | 53,009 | - | - |
| Prepaid Items | - | - | 9,483 | 2,234 | 11,984 |
| Restricted Assets: | | | | | |
| Cash and Cash Equivalents with Fiscal Agent | - | - | - | - | - |
| Total Assets | <u>\$ 354,380</u> | <u>\$ 1,005,397</u> | <u>\$ 2,093,338</u> | <u>\$ 155,638</u> | <u>\$ 2,520,583</u> |
| Liabilities: | | | | | |
| Accounts Payable | \$ - | \$ - | \$ 243 | \$ 880 | \$ 1,537 |
| Accrued Wages and Benefits Payable | - | - | 29,792 | 6,998 | 7,921 |
| Due to Other Funds | - | - | - | 100,000 | - |
| Total Liabilities | <u>-</u> | <u>-</u> | <u>30,035</u> | <u>107,878</u> | <u>9,458</u> |
| Deferred Inflows of Resources: | | | | | |
| Revenues Levied for the Next Year and Unavailable Revenue | 12,059 | 73,114 | 1,266,993 | - | 1,024,956 |
| Total Deferred Inflows of Resources: | <u>12,059</u> | <u>73,114</u> | <u>1,266,993</u> | <u>-</u> | <u>1,024,956</u> |
| Fund Balance: | | | | | |
| Nonspendable | - | - | 62,492 | 2,234 | 11,984 |
| Restricted | 342,321 | 932,283 | 733,818 | 45,526 | 1,474,185 |
| Total Fund Balance | <u>342,321</u> | <u>932,283</u> | <u>796,310</u> | <u>47,760</u> | <u>1,486,169</u> |
| Total Deferred Inflows of Resources, Liabilities and Fund Balance | <u>\$ 354,380</u> | <u>\$ 1,005,397</u> | <u>\$ 2,093,338</u> | <u>\$ 155,638</u> | <u>\$ 2,520,583</u> |

| Permissive Motor Vehicle | Street Lighting | FEMA | Issue II | TIF Reserve | Total Nonmajor Special Revenue Funds |
|-----------------------------|---------------------|-----------------|------------------|---------------------|---|
| \$ 548,408 | \$ 1,887,716 | \$ 2,500 | \$ 27,111 | \$ - | \$ 6,098,430 |
| 49,070 | - | - | - | - | 2,218,134 |
| - | - | - | - | - | 250,867 |
| - | 517,950 | - | - | - | 517,950 |
| - | - | - | - | - | 53,009 |
| - | - | - | - | - | 23,701 |
| - | - | - | - | 2,139,299 | 2,139,299 |
| <u>\$ 597,478</u> | <u>\$ 2,405,666</u> | <u>\$ 2,500</u> | <u>\$ 27,111</u> | <u>\$ 2,139,299</u> | <u>\$ 11,301,390</u> |
| \$ - | \$ 32,681 | \$ - | \$ - | \$ - | \$ 35,341 |
| - | - | - | - | - | 44,711 |
| - | - | - | - | - | 100,000 |
| - | 32,681 | - | - | - | 180,052 |
| 32,302 | 517,950 | - | - | - | 2,927,374 |
| 32,302 | 517,950 | - | - | - | 2,927,374 |
| - | - | - | - | - | 76,710 |
| 565,176 | 1,855,035 | 2,500 | 27,111 | 2,139,299 | 8,117,254 |
| 565,176 | 1,855,035 | 2,500 | 27,111 | 2,139,299 | 8,193,964 |
| <u>\$ 597,478</u> | <u>\$ 2,405,666</u> | <u>\$ 2,500</u> | <u>\$ 27,111</u> | <u>\$ 2,139,299</u> | <u>\$ 11,301,390</u> |

**DEERFIELD TOWNSHIP
WARREN COUNTY, OHIO**

Combining Statement of Revenues, Expenditures and Changes in Fund Balances
Nonmajor Special Revenue Funds
For the Year Ended December 31, 2013

| | Motor Vehicle | Gasoline Tax | Road and Bridge | Cemetery | Park |
|--|-------------------|-------------------|--------------------|------------------|---------------------|
| Revenues: | | | | | |
| Property and Other Taxes | \$ - | \$ - | \$ 1,271,024 | \$ - | \$ 821,347 |
| Intergovernmental | 39,326 | 221,091 | 155,521 | - | 96,036 |
| Special Assessments | - | - | - | - | - |
| Charges for Services | - | - | 48,916 | 280,848 | 56,331 |
| Interest | 137 | 137 | - | - | - |
| Other | - | - | 16,239 | 1,454 | 920 |
| Total Revenues | <u>39,463</u> | <u>221,228</u> | <u>1,491,700</u> | <u>282,302</u> | <u>974,634</u> |
| Expenditures: | | | | | |
| Current: | | | | | |
| Public Health | - | - | - | 230,624 | - |
| Public Works | - | - | 1,777,312 | - | - |
| Conservation-Recreation | - | - | - | - | 700,110 |
| Capital Outlay | - | - | 133,462 | 131,088 | 150,050 |
| Total Expenditures | <u>-</u> | <u>-</u> | <u>1,910,774</u> | <u>361,712</u> | <u>850,160</u> |
| Excess (Deficiency) of Revenues Over (Under) Expenditures | <u>39,463</u> | <u>221,228</u> | <u>(419,074)</u> | <u>(79,410)</u> | <u>124,474</u> |
| Other Financing Sources (Uses): | | | | | |
| Transfers-Out | <u>-</u> | <u>-</u> | <u>-</u> | <u>-</u> | <u>(83,753)</u> |
| Total Other Financing Sources (Uses) | <u>-</u> | <u>-</u> | <u>-</u> | <u>-</u> | <u>(83,753)</u> |
| Net Change in Fund Balance | 39,463 | 221,228 | (419,074) | (79,410) | 40,721 |
| Fund Balance at Beginning of Year | <u>302,858</u> | <u>711,055</u> | <u>1,215,384</u> | <u>127,170</u> | <u>1,445,448</u> |
| Fund Balance at End of Year | <u>\$ 342,321</u> | <u>\$ 932,283</u> | <u>\$ 796,310</u> | <u>\$ 47,760</u> | <u>\$ 1,486,169</u> |

| Permissive Motor Vehicle | Street Lighting | FEMA | Issue II | TIF Reserve | Total Nonmajor Special Revenue Funds |
|-----------------------------|---------------------|-----------------|------------------|---------------------|---|
| \$ 102,878 | \$ - | \$ - | \$ - | \$ - | \$ 2,195,249 |
| - | - | - | - | - | 511,974 |
| - | 489,005 | - | - | - | 489,005 |
| - | - | - | - | - | 386,095 |
| 137 | - | - | - | 216 | 627 |
| - | - | - | - | 35,459 | 54,072 |
| <u>103,015</u> | <u>489,005</u> | <u>-</u> | <u>-</u> | <u>35,675</u> | <u>3,637,022</u> |
| - | - | - | - | - | 230,624 |
| - | 397,561 | - | - | - | 2,174,873 |
| - | - | - | - | - | 700,110 |
| - | - | - | - | - | 414,600 |
| <u>-</u> | <u>397,561</u> | <u>-</u> | <u>-</u> | <u>-</u> | <u>3,520,207</u> |
| <u>103,015</u> | <u>91,444</u> | <u>-</u> | <u>-</u> | <u>35,675</u> | <u>116,815</u> |
| <u>-</u> | <u>-</u> | <u>-</u> | <u>-</u> | <u>(35,673)</u> | <u>(119,426)</u> |
| <u>-</u> | <u>-</u> | <u>-</u> | <u>-</u> | <u>(35,673)</u> | <u>(119,426)</u> |
| 103,015 | 91,444 | - | - | 2 | (2,611) |
| <u>462,161</u> | <u>1,763,591</u> | <u>2,500</u> | <u>27,111</u> | <u>2,139,297</u> | <u>8,196,575</u> |
| <u>\$ 565,176</u> | <u>\$ 1,855,035</u> | <u>\$ 2,500</u> | <u>\$ 27,111</u> | <u>\$ 2,139,299</u> | <u>\$ 8,193,964</u> |

DEERFIELD TOWNSHIP
WARREN COUNTY, OHIO
Combining Balance Sheet
Nonmajor Debt Service Funds
December 31, 2013

| | General Debt Service | Special Assessment Debt Service | Total Nonmajor Debt Service Funds |
|---|-------------------------|---------------------------------------|--|
| Assets: | | | |
| Equity in Pooled Cash and Investments | \$ - | \$ 5,014 | \$ 5,014 |
| Special Assessments Receivable | - | 258,750 | 258,750 |
| Total Assets | \$ - | \$ 263,764 | \$ 263,764 |
| Deferred Inflows of Resources: | | | |
| Revenues Levied for the Next Year and Unavailable Revenue | \$ - | \$ 258,750 | \$ 258,750 |
| Total Deferred Inflows of Resources | - | 258,750 | 258,750 |
| Fund Balance: | | | |
| Restricted | - | 5,014 | 5,014 |
| Total Fund Balance | - | 5,014 | 5,014 |
| Total Deferred Inflows of Resources and Fund Balance | \$ - | \$ 263,764 | \$ 263,764 |

**DEERFIELD TOWNSHIP
WARREN COUNTY, OHIO**

Combining Statement of Revenues, Expenditures and Changes in Fund Balances
Nonmajor Debt Service Funds
For the Year Ended December 31, 2013

| | General Debt Service | Special Assessment Debt Service | Total Nonmajor Debt Service Funds |
|--|-------------------------|---------------------------------------|--|
| Revenues: | | | |
| Special Assessments | \$ - | \$ 177,253 | \$ 177,253 |
| Total Revenues | - | 177,253 | 177,253 |
| Expenditures: | | | |
| Debt Service: | | | |
| Principal Retirement | 195,000 | 160,000 | 355,000 |
| Interest and Fiscal Charges | 222,706 | 18,050 | 240,756 |
| Total Expenditures | 417,706 | 178,050 | 595,756 |
| Excess (Deficiency) of Revenues Over (Under) Expenditures | (417,706) | (797) | (418,503) |
| Other Financing Sources (Uses): | | | |
| Transfers-In | 417,706 | - | 417,706 |
| Total Other Financing Sources (Uses) | 417,706 | - | 417,706 |
| Net Change in Fund Balance | - | (797) | (797) |
| Fund Balance at Beginning of Year | - | 5,811 | 5,811 |
| Fund Balance at End of Year | \$ - | \$ 5,014 | \$ 5,014 |

DEERFIELD TOWNSHIP
WARREN COUNTY, OHIO
Schedule of Revenues, Expenditures and Changes
In Fund Balance - Budget (Non-GAAP) and Actual
Motor Vehicle Fund
For the Year Ended December 31, 2013

| | <u>Budgeted Amounts</u> | | <u>Actual</u> | Variance with Final Budget Favorable (Unfavorable) |
|--|-------------------------|-------------------|-------------------|---|
| | <u>Original</u> | <u>Final</u> | | |
| Revenues | | | | |
| Property and Other Local Taxes | \$ 48,207 | \$ 36,480 | \$ 39,403 | \$ 2,923 |
| Interest | 226 | 169 | 137 | (32) |
| <i>Total Revenues</i> | <u>48,433</u> | <u>36,649</u> | <u>39,540</u> | <u>2,891</u> |
| Expenditures | | | | |
| <i>Total Expenditures</i> | <u>-</u> | <u>-</u> | <u>-</u> | <u>-</u> |
| <i>Net Change in Fund Balance</i> | 48,433 | 36,649 | 39,540 | 2,891 |
| <i>Fund Balance at Beginning of Year</i> | <u>296,766</u> | <u>296,766</u> | <u>296,766</u> | <u>-</u> |
| <i>Fund Balance at End of Year</i> | <u>\$ 345,199</u> | <u>\$ 333,415</u> | <u>\$ 336,306</u> | <u>\$ 2,891</u> |

DEERFIELD TOWNSHIP
WARREN COUNTY, OHIO
Schedule of Revenues, Expenditures and Changes
In Fund Balance - Budget (Non-GAAP) and Actual
Gasoline Tax Fund
For the Year Ended December 31, 2013

| | <u>Budgeted Amounts</u> | | <u>Actual</u> | Variance with Final Budget Favorable (Unfavorable) |
|--|-------------------------|-------------------|-------------------|---|
| | <u>Original</u> | <u>Final</u> | | |
| Revenues | | | | |
| Property and Other Local Taxes | \$ 200,067 | \$ 200,795 | \$ 219,812 | \$ 19,017 |
| Interest | 226 | 169 | 137 | (32) |
| <i>Total Revenues</i> | <u>200,293</u> | <u>200,964</u> | <u>219,949</u> | <u>18,985</u> |
| Expenditures | | | | |
| <i>Total Expenditures</i> | <u>-</u> | <u>-</u> | <u>-</u> | <u>-</u> |
| <i>Net Change in Fund Balance</i> | 200,293 | 200,964 | 219,949 | 18,985 |
| <i>Fund Balance at Beginning of Year</i> | <u>675,540</u> | <u>675,540</u> | <u>675,540</u> | <u>-</u> |
| <i>Fund Balance at End of Year</i> | <u>\$ 875,833</u> | <u>\$ 876,504</u> | <u>\$ 895,489</u> | <u>\$ 18,985</u> |

**DEERFIELD TOWNSHIP
WARREN COUNTY, OHIO**

*Schedule of Revenues, Expenditures and Changes
In Fund Balance - Budget (Non-GAAP) and Actual
Road and Bridge Fund
For the Year Ended December 31, 2013*

| | Budgeted Amounts | | Actual | Variance with Final Budget Favorable (Unfavorable) |
|---|-------------------|-------------------|-------------------|---|
| | Original | Final | | |
| Revenues | | | | |
| Property and Other Local Taxes | \$ 1,292,860 | \$ 1,275,352 | \$ 1,268,170 | \$ (7,182) |
| Intergovernmental | 159,090 | 162,590 | 158,375 | (4,215) |
| Other | 49,072 | 82,152 | 65,155 | (16,997) |
| <i>Total Revenues</i> | <u>1,501,022</u> | <u>1,520,094</u> | <u>1,491,700</u> | <u>(28,394)</u> |
| Expenditures | | | | |
| Current | | | | |
| Public Works | | | | |
| Streets | | | | |
| Personal Services | 472,158 | 502,319 | 502,319 | - |
| Other | 1,252,239 | 1,221,427 | 1,221,427 | - |
| Capital Outlay | 129,400 | 135,000 | 133,462 | 1,538 |
| <i>Total Expenditures</i> | <u>1,853,797</u> | <u>1,858,746</u> | <u>1,857,208</u> | <u>1,538</u> |
| <i>Net Change in Fund Balance</i> | (352,775) | (338,652) | (365,508) | (26,856) |
| <i>Fund Balance at Beginning of Year</i> | 1,098,242 | 1,098,242 | 1,098,242 | - |
| <i>Prior Year Encumbrances Appropriated</i> | 22,721 | 22,721 | 22,721 | - |
| <i>Fund Balance at End of Year</i> | <u>\$ 768,188</u> | <u>\$ 782,311</u> | <u>\$ 755,455</u> | <u>\$ (26,856)</u> |

DEERFIELD TOWNSHIP
WARREN COUNTY, OHIO
Schedule of Revenues, Expenditures and Changes
In Fund Balance - Budget (Non-GAAP) and Actual
Cemetery Fund
For the Year Ended December 31, 2013

| | Budgeted Amounts | | Actual | Variance with Final Budget Favorable (Unfavorable) |
|---|-------------------|-------------------|-------------------|---|
| | Original | Final | | |
| Revenues | | | | |
| Charges for Services | \$ 201,506 | \$ 366,251 | \$ 281,673 | \$ (84,578) |
| Other | 248 | 637 | 629 | (8) |
| <i>Total Revenues</i> | <u>201,754</u> | <u>366,888</u> | <u>282,302</u> | <u>(84,586)</u> |
| Expenditures | | | | |
| Current | | | | |
| Health | | | | |
| Cemeteries | | | | |
| Personal Services | 58,246 | 126,160 | 126,160 | - |
| Other | 245,688 | 248,414 | 239,140 | 9,274 |
| <i>Total Expenditures</i> | <u>303,934</u> | <u>374,574</u> | <u>365,300</u> | <u>9,274</u> |
| <i>Excess of Revenues Over (Under) Expenditures</i> | <u>(102,180)</u> | <u>(7,686)</u> | <u>(82,998)</u> | <u>(75,312)</u> |
| Other Financing Sources (Uses) | | | | |
| Advances In | 100,000 | 100,000 | 100,000 | - |
| <i>Total Other Financing Sources (Uses)</i> | <u>100,000</u> | <u>100,000</u> | <u>100,000</u> | <u>-</u> |
| <i>Net Change in Fund Balance</i> | (2,180) | 92,314 | 17,002 | (75,312) |
| <i>Fund Balance at Beginning of Year</i> | 128,000 | 128,000 | 128,000 | - |
| <i>Prior Year Encumbrances Appropriated</i> | 6,832 | 6,832 | 6,832 | - |
| <i>Fund Balance at End of Year</i> | <u>\$ 132,652</u> | <u>\$ 227,146</u> | <u>\$ 151,834</u> | <u>\$ (75,312)</u> |

**DEERFIELD TOWNSHIP
WARREN COUNTY, OHIO**

*Schedule of Revenues, Expenditures and Changes
In Fund Balance - Budget (Non-GAAP) and Actual
Park Fund
For the Year Ended December 31, 2013*

| | Budgeted Amounts | | Actual | Variance with Final Budget Favorable (Unfavorable) |
|---|---------------------|---------------------|---------------------|---|
| | Original | Final | | |
| Revenues | | | | |
| Property and Other Local Taxes | \$ 754,237 | \$ 774,237 | \$ 769,887 | \$ (4,350) |
| Charges for Services | 2,570 | 8,622 | 9,470 | 848 |
| Intergovernmental | 94,388 | 106,388 | 147,496 | 41,108 |
| Other | 289,711 | 100,408 | 47,781 | (52,627) |
| <i>Total Revenues</i> | <u>1,140,906</u> | <u>989,655</u> | <u>974,634</u> | <u>(15,021)</u> |
| Expenditures | | | | |
| Current | | | | |
| Conservation-Recreation | | | | |
| Parks | | | | |
| Personal Services | 335,585 | 290,681 | 275,612 | 15,069 |
| Other | 436,301 | 459,634 | 459,309 | 325 |
| Capital Outlay | 139,500 | 148,608 | 142,300 | 6,308 |
| <i>Total Expenditures</i> | <u>911,386</u> | <u>898,923</u> | <u>877,221</u> | <u>21,702</u> |
| <i>Excess of Revenues Over (Under) Expenditures</i> | <u>229,520</u> | <u>90,732</u> | <u>97,413</u> | <u>6,681</u> |
| Other Financing Sources (Uses) | | | | |
| Transfers Out | (100,000) | (100,000) | (83,753) | 16,247 |
| <i>Total Other Financing Sources (Uses)</i> | <u>(100,000)</u> | <u>(100,000)</u> | <u>(83,753)</u> | <u>16,247</u> |
| <i>Net Change in Fund Balance</i> | 129,520 | (9,268) | 13,660 | 22,928 |
| <i>Fund Balance at Beginning of Year</i> | 1,422,632 | 1,422,632 | 1,422,632 | - |
| <i>Prior Year Encumbrances Appropriated</i> | 26,282 | 26,282 | 26,282 | - |
| <i>Fund Balance at End of Year</i> | <u>\$ 1,578,434</u> | <u>\$ 1,439,646</u> | <u>\$ 1,462,574</u> | <u>\$ 22,928</u> |

DEERFIELD TOWNSHIP
WARREN COUNTY, OHIO
Schedule of Revenues, Expenditures and Changes
In Fund Balance - Budget (Non-GAAP) and Actual
Permissive Motor Vehicle Tax Fund
For the Year Ended December 31, 2013

| | <u>Budgeted Amounts</u> | | <u>Actual</u> | Variance with Final Budget Favorable (Unfavorable) |
|--|-------------------------|-------------------|-------------------|---|
| | <u>Original</u> | <u>Final</u> | | |
| Revenues | | | | |
| Property and Other Local Taxes | \$ 91,888 | \$ 94,907 | \$ 102,558 | \$ 7,651 |
| Interest | 226 | 169 | 80 | (89) |
| <i>Total Revenues</i> | <u>92,114</u> | <u>95,076</u> | <u>102,638</u> | <u>7,562</u> |
| Expenditures | | | | |
| <i>Total Expenditures</i> | <u>-</u> | <u>-</u> | <u>-</u> | <u>-</u> |
| <i>Net Change in Fund Balance</i> | 92,114 | 95,076 | 102,638 | 7,562 |
| <i>Fund Balance at Beginning of Year</i> | <u>445,770</u> | <u>445,770</u> | <u>445,770</u> | <u>-</u> |
| <i>Fund Balance at End of Year</i> | <u>\$ 537,884</u> | <u>\$ 540,846</u> | <u>\$ 548,408</u> | <u>\$ 7,562</u> |

**DEERFIELD TOWNSHIP
WARREN COUNTY, OHIO**

*Schedule of Revenues, Expenditures and Changes
In Fund Balance - Budget (Non-GAAP) and Actual
Street Lighting Fund
For the Year Ended December 31, 2013*

| | Budgeted Amounts | | Actual | Variance with Final Budget Favorable (Unfavorable) |
|---|------------------|--------------|--------------|---|
| | Original | Final | | |
| Revenues | | | | |
| Special Assessments | \$ 497,312 | \$ 497,312 | \$ 489,005 | \$ (8,307) |
| <i>Total Revenues</i> | 497,312 | 497,312 | 489,005 | (8,307) |
| Expenditures | | | | |
| Current | | | | |
| Public Works | | | | |
| Lighting | | | | |
| Other | 435,000 | 406,089 | 406,089 | - |
| <i>Total Expenditures</i> | 435,000 | 406,089 | 406,089 | - |
| <i>Net Change in Fund Balance</i> | 62,312 | 91,223 | 82,916 | (8,307) |
| <i>Fund Balance at Beginning of Year</i> | 1,785,078 | 1,785,078 | 1,785,078 | - |
| <i>Prior Year Encumbrances Appropriated</i> | 9,411 | 9,411 | 9,411 | - |
| <i>Fund Balance at End of Year</i> | \$ 1,856,801 | \$ 1,885,712 | \$ 1,877,405 | \$ (8,307) |

DEERFIELD TOWNSHIP
WARREN COUNTY, OHIO
Schedule of Revenues, Expenditures and Changes
In Fund Balance - Budget (Non-GAAP) and Actual
TIF Reserve Fund
For the Year Ended December 31, 2013

| | Budgeted Amounts | | Actual | Variance with Final Budget Favorable (Unfavorable) |
|---|---------------------|---------------------|---------------------|---|
| | Original | Final | | |
| Revenues | | | | |
| Interest | \$ 214 | \$ 500 | \$ 216 | \$ (284) |
| Other | - | - | 35,459 | 35,459 |
| <i>Total Revenues</i> | <u>214</u> | <u>500</u> | <u>35,675</u> | <u>35,175</u> |
| Expenditures | | | | |
| <i>Total Expenditures</i> | <u>-</u> | <u>-</u> | <u>-</u> | <u>-</u> |
| <i>Excess of Revenues Over (Under) Expenditures</i> | <u>214</u> | <u>500</u> | <u>35,675</u> | <u>35,175</u> |
| Other Financing Sources (Uses) | | | | |
| Transfers Out | <u>(380)</u> | <u>(35,673)</u> | <u>(35,673)</u> | <u>-</u> |
| <i>Total Other Financing Sources (Uses)</i> | <u>(380)</u> | <u>(35,673)</u> | <u>(35,673)</u> | <u>-</u> |
| <i>Net Change in Fund Balance</i> | (166) | (35,173) | 2 | 35,175 |
| <i>Fund Balance at Beginning of Year</i> | <u>2,139,297</u> | <u>2,139,297</u> | <u>2,139,297</u> | <u>-</u> |
| <i>Fund Balance at End of Year</i> | <u>\$ 2,139,131</u> | <u>\$ 2,104,124</u> | <u>\$ 2,139,299</u> | <u>\$ 35,175</u> |

DEERFIELD TOWNSHIP
WARREN COUNTY, OHIO
Schedule of Revenues, Expenditures and Changes
In Fund Balance - Budget (Non-GAAP) and Actual
General Debt Service Fund
For the Year Ended December 31, 2013

| | Budgeted Amounts | | Actual | Variance with Final Budget Favorable (Unfavorable) |
|---|------------------|-------------|-----------|---|
| | Original | Final | | |
| Revenues | | | | |
| <i>Total Revenues</i> | \$ - | \$ - | \$ - | \$ - |
| Expenditures | | | | |
| Current | | | | |
| Debt Service | | | | |
| Principal Retirement | 195,000 | 195,000 | 195,000 | - |
| Interest and Fiscal Charges | 851,543 | 851,543 | 222,706 | 628,837 |
| <i>Total Expenditures</i> | 1,046,543 | 1,046,543 | 417,706 | 628,837 |
| <i>Excess of Revenues Over (Under) Expenditures</i> | (1,046,543) | (1,046,543) | (417,706) | (628,837) |
| Other Financing Sources (Uses) | | | | |
| Transfers In | 1,146,543 | 1,146,543 | 417,706 | (728,837) |
| <i>Total Other Financing Sources (Uses)</i> | 1,146,543 | 1,146,543 | 417,706 | (728,837) |
| <i>Net Change in Fund Balance</i> | 100,000 | 100,000 | - | (100,000) |
| <i>Fund Balance at Beginning of Year</i> | - | - | - | - |
| <i>Fund Balance at End of Year</i> | \$ 100,000 | \$ 100,000 | \$ - | \$ (100,000) |

DEERFIELD TOWNSHIP
WARREN COUNTY, OHIO
Schedule of Revenues, Expenditures and Changes
In Fund Balance - Budget (Non-GAAP) and Actual
Special Assessment Debt Service Fund
For the Year Ended December 31, 2013

| | <u>Budgeted Amounts</u> | | <u>Actual</u> | Variance with Final Budget Favorable (Unfavorable) |
|--|-------------------------|-----------------|-----------------|---|
| | <u>Original</u> | <u>Final</u> | | |
| Revenues | | | | |
| Special Assessments | \$ 180,910 | \$ 180,910 | \$ 177,253 | \$ (3,657) |
| <i>Total Revenues</i> | <u>180,910</u> | <u>180,910</u> | <u>177,253</u> | <u>(3,657)</u> |
| Expenditures | | | | |
| Current | | | | |
| Debt Service | | | | |
| Principal Retirement | 150,000 | 160,000 | 160,000 | - |
| Interest and Fiscal Charges | 30,955 | 20,955 | 18,050 | 2,905 |
| <i>Total Expenditures</i> | <u>180,955</u> | <u>180,955</u> | <u>178,050</u> | <u>2,905</u> |
| <i>Net Change in Fund Balance</i> | (45) | (45) | (797) | (752) |
| <i>Fund Balance at Beginning of Year</i> | <u>5,811</u> | <u>5,811</u> | <u>5,811</u> | <u>-</u> |
| <i>Fund Balance at End of Year</i> | <u>\$ 5,766</u> | <u>\$ 5,766</u> | <u>\$ 5,014</u> | <u>\$ (752)</u> |

**DEERFIELD TOWNSHIP
WARREN COUNTY, OHIO**

*Schedule of Revenues, Expenditures and Changes
In Fund Balance - Budget (Non-GAAP) and Actual
TIF Debt Service Fund
For the Year Ended December 31, 2013*

| | Budgeted Amounts | | Actual | Variance with Final Budget Favorable (Unfavorable) |
|---|--------------------|---------------------|------------------|---|
| | Original | Final | | |
| Revenues | | | | |
| Interest | \$ 23 | \$ 23 | \$ 58 | \$ 35 |
| <i>Total Revenues</i> | <u>23</u> | <u>23</u> | <u>58</u> | <u>35</u> |
| Expenditures | | | | |
| Current | | | | |
| Capital Outlay | - | - | - | - |
| Debt Service | | | | |
| Principal Retirement | - | 325,000 | 325,000 | - |
| Interest and Fiscal Charges | 2,268,756 | 641,928 | 641,928 | - |
| <i>Total Expenditures</i> | <u>2,268,756</u> | <u>966,928</u> | <u>966,928</u> | <u>-</u> |
| <i>Excess of Revenues Over (Under) Expenditures</i> | <u>(2,268,733)</u> | <u>(966,905)</u> | <u>(966,870)</u> | <u>35</u> |
| Other Financing Sources (Uses) | | | | |
| Transfers In | 2,452,436 | 2,452,436 | 436,841 | (2,015,595) |
| Transfers Out | (613,732) | (608,028) | - | 608,028 |
| <i>Total Other Financing Sources (Uses)</i> | <u>1,838,704</u> | <u>1,844,408</u> | <u>436,841</u> | <u>(1,407,567)</u> |
| <i>Net Change in Fund Balance</i> | (430,029) | 877,503 | (530,029) | (1,407,532) |
| <i>Fund Balance at Beginning of Year</i> | <u>530,029</u> | <u>530,029</u> | <u>530,029</u> | <u>-</u> |
| <i>Fund Balance at End of Year</i> | <u>\$ 100,000</u> | <u>\$ 1,407,532</u> | <u>\$ -</u> | <u>\$ (1,407,532)</u> |

DEERFIELD TOWNSHIP
WARREN COUNTY, OHIO
Schedule of Revenues, Expenditures and Changes
In Fund Balance - Budget (Non-GAAP) and Actual
Capital Projects Fund
For the Year Ended December 31, 2013

| | Budgeted Amounts | | Actual | Variance with Final Budget Favorable (Unfavorable) |
|---|------------------|-------------|--------------|---|
| | Original | Final | | |
| Revenues | | | | |
| <i>Total Revenues</i> | \$ - | \$ - | \$ - | \$ - |
| Expenditures | | | | |
| Current | | | | |
| Debt Service | | | | |
| Principal Retirement | 7,680,000 | 5,180,000 | 5,180,000 | - |
| Interest and Fiscal Charges | 112,601 | 112,601 | 74,794 | 37,807 |
| Other | 35,000 | 35,000 | - | 35,000 |
| Capital Outlay | - | 1,920,000 | 842,999 | 1,077,001 |
| <i>Total Expenditures</i> | 7,827,601 | 7,247,601 | 6,097,793 | 1,149,808 |
| <i>Excess of Revenues Over (Under) Expenditures</i> | (7,827,601) | (7,247,601) | (6,097,793) | 1,149,808 |
| Other Financing Sources (Uses) | | | | |
| Proceeds from Sale of Notes | 5,204,450 | 5,039,450 | 5,019,746 | (19,704) |
| Transfers In | 5,240,829 | 740,658 | 735,048 | (5,610) |
| Transfers Out | (321,507) | (32,507) | - | 32,507 |
| Advances In | - | 1,500,000 | 1,500,000 | - |
| <i>Total Other Financing Sources (Uses)</i> | 10,123,772 | 7,247,601 | 7,254,794 | 7,193 |
| <i>Net Change in Fund Balance</i> | 2,296,171 | - | 1,157,001 | 1,157,001 |
| <i>Fund Balance at Beginning of Year</i> | - | - | - | - |
| <i>Fund Balance at End of Year</i> | \$ 2,296,171 | \$ - | \$ 1,157,001 | \$ 1,157,001 |

THIS PAGE INTENTIONALLY LEFT BLANK



Statistical Section

This page intentionally left blank.

Statistical Section

This part of the Township's comprehensive annual financial report presents detailed information as a context for understanding what the information in the financial statements, note disclosures, and required supplementary information says about the Township's overall financial health.

| <u>Contents</u> | <u>Page(s)</u> |
|--|-----------------------|
| Financial Trends These schedules contain trend information to help the reader understand how the Township's financial position has changed over time. | 86-89 |
| Revenue Capacity These schedules contain information to help the reader understand and assess the factors affecting the Township's ability to generate its most significant local revenue source, property tax. | 90-95 |
| Debt Capacity These schedules present information to help the reader assess the affordability of the Township's current levels of outstanding debt and the Township's ability to issue additional debt in the future. | 96-99 |
| Economic and Demographic Information These schedules offer economic and demographic indicators to help the reader understand the environment within which the Township's financial activities take place and to provide information that facilitates comparisons of financial information over time among governments. | 100-101 |
| Operating Information These schedules contain service and infrastructure data to help the reader understand how the information in the Township's financial report related to the services the Township provides and the activities it performs. | 102-104 |
| Sources Unless otherwise noted, the information in these schedules is derived from the comprehensive annual financial reports for the relevant year. The Township implemented GASB Statement No. 34 on a cash basis in 2005; schedules presenting government-wide information begin in that year. | |

Deerfield Township
Warren County, Ohio
Net Position By Component
Last Nine Years (1)
Accrual basis of accounting (2)

| | 2013 | 2012 | 2011 | 2010 | 2009 | 2008 | 2007 | 2006 | 2005 |
|---|----------------------|----------------------|----------------------|----------------------|----------------------|----------------------|----------------------|----------------------|----------------------|
| Governmental Activities | | | | | | | | | |
| Net Investment in Capital Assets | \$ 45,967,434 | \$ 42,546,793 | \$ 41,213,284 | \$ 35,310,636 | \$ - | \$ - | \$ - | \$ - | \$ - |
| Restricted: | | | | | | | | | |
| Other Purposes | 12,090,129 | 11,919,865 | 10,259,971 | 8,379,992 | 2,829,513 | 18,646,070 | 17,043,449 | 14,188,998 | 11,941,629 |
| Debt Service | 263,764 | 442,611 | 636,657 | 828,316 | 5,821,639 | 1,397,746 | 1,911,625 | 805,926 | 1,026,300 |
| Purposes Permitted by TIF Agreement | 14,159,675 | 13,940,644 | 12,390,671 | 15,498,096 | 16,438,750 | 260,431 | 543,743 | 544,667 | 1,482,254 |
| Unrestricted | 9,906,296 | 7,587,161 | 6,009,513 | 5,608,489 | 3,117,823 | 4,253,117 | 6,722,554 | 8,101,740 | 6,383,068 |
| <i>Total Governmental Activities Net Position</i> | <u>\$ 82,387,298</u> | <u>\$ 76,437,074</u> | <u>\$ 70,510,096</u> | <u>\$ 65,625,529</u> | <u>\$ 28,207,725</u> | <u>\$ 24,557,364</u> | <u>\$ 26,221,371</u> | <u>\$ 23,641,331</u> | <u>\$ 20,833,251</u> |

(1) The Township implemented the reporting requirements of GASB Statement No. 34 in 2005 on a cash basis.

(2) The accrual basis of accounting was implemented in 2009.

Deerfield Township
Warren County, Ohio
Changes in Net Position
Last Nine Years (1)
(Accrual Basis of Accounting)(2)

| | 2013 | 2012 | 2011 | 2010 | 2009 | 2008 | 2007 | 2006 | 2005 |
|---|---------------------|---------------------|---------------------|---------------------|---------------------|-----------------------|---------------------|---------------------|---------------------|
| Program Revenues | | | | | | | | | |
| Governmental Activities: | | | | | | | | | |
| Charges for Services: | | | | | | | | | |
| General Government | \$ 699,878 | \$ 678,682 | \$ 682,245 | \$ 594,591 | \$ 545,759 | \$ 445,605 | \$ 912,880 | \$ 811,928 | \$ 843,880 |
| Public Safety | 650,137 | 706,261 | 697,007 | 797,440 | 1,377,366 | 557,714 | 564,160 | 474,478 | 456,099 |
| Public Works | 42,155 | 13,137 | 29,519 | 85,181 | 186,791 | - | - | - | - |
| Public Health | 282,302 | 213,427 | 224,397 | 175,904 | 245,695 | - | 191,431 | 252,147 | 167,425 |
| Conservation-Recreation | 57,251 | 55,173 | 45,259 | 45,616 | 7,590 | 20,400 | 26,855 | 572,087 | 8,556 |
| Subtotal - Charges for Services | 1,731,723 | 1,666,680 | 1,678,427 | 1,698,732 | 2,363,201 | 1,023,719 | 1,695,326 | 2,110,640 | 1,475,960 |
| Operating Grants and Contributions: | | | | | | | | | |
| General Government | - | - | - | - | - | - | - | - | - |
| Public Safety | 292,316 | 265,831 | 654,483 | - | 1,118,486 | - | 2,500 | 15,000 | 40,465 |
| Public Works | 489,005 | 541,312 | 555,945 | 516,440 | - | - | - | - | - |
| Public Health | - | - | - | - | - | 112,083 | - | - | - |
| Conservation-Recreation | - | - | - | - | - | 900 | - | - | - |
| Subtotal - Operating Grants and Contributions | 781,321 | 807,143 | 1,210,428 | 516,440 | 1,118,486 | 112,983 | 2,500 | 15,000 | 40,465 |
| Capital Grants and Contributions: | | | | | | | | | |
| Public Safety | - | - | - | - | - | - | - | 198,137 | 100,206 |
| Public Works | 82,473 | 59,289 | 48,574 | 301,558 | 6,775 | - | - | - | - |
| Subtotal - Capital Grants and Contributions | 82,473 | 59,289 | 48,574 | 301,558 | 6,775 | - | - | 198,137 | 100,206 |
| Total Governmental Activities Program Revenues | 2,595,517 | 2,533,112 | 2,937,429 | 2,516,730 | 3,488,462 | 1,136,702 | 1,697,826 | 2,323,777 | 1,616,631 |
| Governmental Activities: | | | | | | | | | |
| General Government | 2,234,629 | 2,345,345 | 2,796,902 | 2,658,125 | 3,752,960 | 5,919,349 | 4,487,434 | 3,257,143 | 2,164,308 |
| Payment to Schools | 3,827,347 | 3,615,724 | 3,747,902 | 3,794,940 | 2,757,915 | 3,209,671 | 2,083,925 | 1,994,975 | 2,392,272 |
| Public Safety | 9,490,775 | 9,105,315 | 8,771,791 | 8,302,665 | 8,341,722 | 7,270,355 | 6,390,822 | 5,927,124 | 5,497,718 |
| Public Works | 4,297,941 | 4,542,924 | 3,807,977 | 2,371,446 | 1,715,503 | 946,781 | 2,112,060 | 1,783,400 | 1,803,545 |
| Public Health | 279,358 | 266,898 | 314,611 | 300,002 | 302,252 | - | - | 219,172 | 205,061 |
| Conservation-Recreation | 1,385,890 | 1,299,175 | 1,161,364 | 1,355,712 | 1,281,088 | 573,243 | 479,167 | 605,989 | 234,692 |
| Capital Outlay | - | - | - | - | - | 2,626,876 | 1,147,721 | 14,326,236 | 2,662,435 |
| Debt Service: | | | | | | | | | |
| Principal Retirement | - | - | - | - | - | 17,400,000 | 25,661,000 | 18,062,000 | 7,569,600 |
| Interest and Fiscal Charges | 1,195,730 | 1,399,469 | 1,783,361 | 1,636,212 | 1,767,060 | 1,873,665 | 1,902,536 | 1,819,347 | 1,382,454 |
| Issuance Costs | - | - | - | - | - | 185,388 | 206,553 | - | 14,188 |
| Total Governmental Activities Expenses | 22,711,670 | 22,574,850 | 22,383,908 | 20,419,102 | 19,918,500 | 40,005,328 | 44,471,218 | 47,995,386 | 23,926,273 |
| Total Government Activities Net Expense | (20,116,153) | (20,041,738) | (19,446,479) | (17,902,372) | (16,430,038) | (38,868,626) | (42,773,392) | (45,671,609) | (22,309,642) |
| General Revenues and Other Changes in Net Position | | | | | | | | | |
| Governmental Activities: | | | | | | | | | |
| Taxes: | | | | | | | | | |
| Property and Other Local Taxes Levied For: | | | | | | | | | |
| General Purposes | 1,140,372 | 1,139,778 | 819,818 | 844,381 | 934,438 | 10,354,441 | 15,800,700 | 15,402,453 | 11,683,791 |
| Public Works | 1,249,927 | 1,297,339 | 1,295,461 | 1,387,517 | 1,483,433 | - | - | - | - |
| Public Safety | 8,101,391 | 8,330,088 | 8,597,950 | 6,133,448 | 5,962,138 | - | - | - | - |
| Recreation | 807,401 | 811,759 | 803,421 | 720,673 | 806,794 | - | - | - | - |
| Other Taxes | 1,416,694 | 1,581,179 | 1,509,099 | 1,454,393 | - | - | - | - | - |
| Grants and Entitlements not Restricted to | | | | | | | | | |
| Specific Programs | 3,770,113 | 2,476,832 | 1,861,080 | 1,211,390 | 2,220,996 | 2,467,973 | 3,172,502 | 3,226,978 | 3,601,618 |
| Payment in Lieu of Taxes | 9,751,884 | 10,316,631 | 10,121,796 | 9,759,328 | 9,252,914 | 7,279,022 | - | - | - |
| Bonds Issued | - | - | - | - | - | 5,200,000 | 8,770,000 | - | 640,000 |
| Notes Issued | - | - | - | - | - | 10,980,000 | 16,280,000 | 27,346,000 | 6,197,000 |
| Investment Income | 9,156 | 15,110 | 12,421 | 24,141 | 153,538 | 621,041 | 1,299,689 | 1,111,175 | 572,545 |
| Miscellaneous | - | - | (690,000) | - | - | 302,142 | 30,541 | 1,393,083 | 611,202 |
| Total Governmental Activities | 26,246,938 | 25,968,716 | 24,331,046 | 21,535,271 | 20,814,251 | 37,204,619 | 45,353,432 | 48,479,689 | 23,306,156 |
| Total Government Activities Change in Net Position | \$ 6,130,785 | \$ 5,926,978 | \$ 4,884,567 | \$ 3,632,899 | \$ 4,384,213 | \$ (1,664,007) | \$ 2,580,040 | \$ 2,808,080 | \$ 996,514 |

(1) The Township implemented the reporting requirements of GASB Statement No. 34 in 2005 on a cash basis.

(2) The accrual basis of accounting was implemented in 2009.

Deerfield Township
Warren County, Ohio
Fund Balances, Governmental Funds
Last Nine Years (1)
(Modified Accrual Basis of Accounting)(2)

| | 2013 | 2012 | 2011 | 2010 | 2009 | 2008 | 2007 | 2006 | 2005 |
|---|----------------------|----------------------|----------------------|----------------------|----------------------|----------------------|----------------------|----------------------|----------------------|
| General Fund | | | | | | | | | |
| Reserved | \$ - | \$ - | \$ - | \$ 35,637 | \$ 219,597 | \$ 234,948 | \$ - | \$ - | \$ - |
| Unreserved | - | - | - | 3,826,965 | 3,742,610 | 4,253,117 | 6,722,554 | 8,101,740 | 6,383,068 |
| Nonspendable | 108,457 | 609,193 | 1,205,932 | - | - | - | - | - | - |
| Restricted | - | - | - | - | - | - | - | - | - |
| Assigned | 62,065 | 47,649 | 49,928 | - | - | - | - | - | - |
| Unassigned | 8,286,630 | 4,955,835 | 2,865,827 | - | - | - | - | - | - |
| Total General Fund | 8,457,152 | 5,612,677 | 4,121,687 | 3,862,602 | 3,962,207 | 4,488,065 | 6,722,554 | 8,101,740 | 6,383,068 |
| All Other Governmental Funds | | | | | | | | | |
| Reserved | - | - | - | 1,030,289 | 589,961 | 668,721 | - | - | - |
| Unreserved, Undesignated, Reported in: | | | | | | | | | |
| Special Revenue funds | - | - | - | 21,699,327 | 20,883,246 | 17,742,401 | 17,043,450 | 14,188,998 | 11,941,629 |
| Debt Service funds | - | - | - | 3,408 | 3,890 | 1,397,746 | 1,911,624 | 805,926 | 1,026,300 |
| Capital Projects funds | - | - | - | (10,381,316) | (10,681,055) | 260,431 | 543,743 | 544,667 | 1,482,254 |
| Nonspendable | 1,602,766 | 175,707 | 174,270 | - | - | - | - | - | - |
| Restricted | 23,643,816 | 24,765,712 | 21,496,418 | - | - | - | - | - | - |
| Assigned | - | - | - | - | - | - | - | - | - |
| Unassigned | (5,516,369) | (5,188,657) | (5,691,282) | - | - | - | - | - | - |
| Total All Other Governmental Funds | 19,730,213 | 19,752,762 | 15,979,406 | 12,351,708 | 10,796,042 | 20,069,299 | 19,498,817 | 15,539,591 | 14,450,183 |
| Total Governmental Funds | \$ 28,187,365 | \$ 25,365,439 | \$ 20,101,093 | \$ 16,214,310 | \$ 14,758,249 | \$ 24,557,364 | \$ 26,221,371 | \$ 23,641,331 | \$ 20,833,251 |

(1) The Township implemented the reporting requirements of GASB Statement No. 34 in 2005 on a cash basis.

(2) The accrual basis of accounting was implemented in 2009.

(3) The Township implemented the reporting requirements of GASB Statement No. 54 in 2011.

Deerfield Township
Warren County, Ohio
Changes in Fund Balances, Governmental Funds
Last Ten Years
(Modified Accrual Basis of Accounting)

| | 2013 | 2012 | 2011 | 2010 | 2009 | 2008 | 2007 | 2006 | 2005 | 2004 |
|---|---------------------|---------------------|---------------------|---------------------|---------------------|-----------------------|---------------------|---------------------|--------------------|---------------------|
| Revenues | | | | | | | | | | |
| Property and Other Taxes | \$ 12,461,465 | \$ 12,468,133 | \$ 12,396,144 | \$ 9,905,890 | \$ 9,183,471 | \$ 9,711,147 | \$ 16,673,839 | \$ 16,297,169 | \$ 12,495,178 | \$ 7,592,023 |
| Intergovernmental | 3,960,813 | 2,516,189 | 2,588,035 | 1,951,775 | 2,755,394 | 2,260,299 | 1,853,719 | 2,085,511 | 2,442,862 | 2,523,167 |
| Special Assessments | 666,258 | 678,222 | 694,109 | 697,428 | 677,968 | 643,294 | 646,760 | 176,047 | 90,202 | 348,570 |
| Charges for Services | 1,036,313 | 1,054,222 | 1,021,548 | 850,382 | 1,363,086 | 1,023,719 | 1,083,138 | 1,149,957 | 1,151,434 | 346,457 |
| Licenses, Permits and Fees | 583,115 | 537,002 | 532,001 | 497,576 | 89,360 | 80,630 | 93,528 | 830,314 | 351,590 | 157,185 |
| Fines and Forfeitures | 78,044 | 50,707 | 165,497 | 227,835 | 88,738 | 127,044 | 101,760 | 137,473 | 187,368 | 149,931 |
| Payments in Lieu of Taxes | 9,751,884 | 10,316,631 | 10,121,796 | 9,759,328 | 8,651,761 | 7,279,022 | - | - | - | 3,557,124 |
| Interest | 9,156 | 15,110 | 12,421 | 32,802 | 153,538 | 621,041 | 1,299,689 | 1,111,175 | 572,545 | 216,898 |
| Contributions and Donations | - | - | - | 309,757 | - | - | - | - | - | - |
| Other | 574,721 | 1,088,104 | 744,075 | - | 903,476 | 415,125 | 461,626 | 1,698,292 | 639,299 | 807,210 |
| Total Revenues | 29,121,769 | 28,724,320 | 28,275,626 | 24,232,773 | 23,866,792 | 22,161,321 | 22,214,059 | 23,485,938 | 17,930,478 | 15,698,565 |
| Expenditures | | | | | | | | | | |
| Current: | | | | | | | | | | |
| General Government | 2,159,169 | 2,346,246 | 2,768,362 | 2,666,620 | 3,440,009 | 5,919,349 | 4,487,434 | 3,257,143 | 2,164,308 | 2,092,966 |
| Payments to Schools | 3,827,347 | 3,615,724 | 3,747,902 | 3,794,940 | 2,757,915 | 3,209,671 | 2,083,925 | 1,994,975 | 2,392,272 | 548,061 |
| Public Safety | 9,053,857 | 8,704,611 | 8,444,799 | 7,973,554 | 7,905,659 | 7,004,374 | 6,191,460 | 5,927,124 | 5,497,718 | 5,244,987 |
| Public Works | 3,177,857 | 3,059,941 | 3,081,949 | 2,161,346 | 1,581,513 | 946,781 | 2,112,060 | 1,783,400 | 1,803,545 | 1,276,981 |
| Public Health | 262,506 | 251,116 | 321,012 | 299,613 | 284,418 | 265,981 | 199,362 | 219,172 | 205,061 | 302,668 |
| Conservation-Recreation | 700,110 | 767,675 | 637,275 | 790,637 | 677,737 | 573,243 | 479,167 | 605,989 | 234,692 | 334,163 |
| Capital Outlay | 4,297,370 | 1,856,821 | 1,900,534 | 2,043,643 | 3,042,638 | 2,626,873 | 1,147,721 | 14,326,236 | 2,662,435 | 4,697,101 |
| Debt Service: | | | | | | | | | | |
| Principal Retirement | 1,575,000 | 1,405,000 | 17,110,000 | 1,405,000 | 1,170,000 | 17,400,000 | 25,661,000 | 18,062,000 | 7,569,600 | 11,540,868 |
| Interest and Fiscal Charges | 1,246,627 | 1,432,508 | 1,955,109 | 1,697,645 | 1,814,184 | 1,873,665 | 1,902,536 | 1,819,347 | 1,382,454 | - |
| Note Issuance Cost | - | 20,332 | 32,889 | 43,000 | 69,214 | 185,388 | 206,553 | - | 14,188 | 1,271,644 |
| Total Expenditures | 26,299,843 | 23,459,974 | 39,999,831 | 22,875,998 | 22,743,287 | 40,005,325 | 44,471,218 | 47,995,386 | 23,926,273 | 27,309,439 |
| <i>Excess of Revenues Over</i> <i>(Under) Expenditures</i> | 2,821,926 | 5,264,346 | (11,724,205) | 1,356,775 | 1,123,505 | (17,844,004) | (22,257,159) | (24,509,448) | (5,995,795) | (11,610,874) |
| Other Financing Sources (Uses) | | | | | | | | | | |
| Advances In | - | - | - | - | - | - | 428,000 | - | 300,000 | 400,000 |
| Advances Out | - | - | - | - | - | - | (428,000) | - | (300,000) | (400,000) |
| Sale of Notes | - | - | - | - | - | 10,980,000 | 16,280,000 | 27,346,000 | 6,197,000 | 10,809,224 |
| Sale of Bonds | - | - | 14,805,000 | - | - | 5,200,000 | 8,770,000 | - | 640,000 | - |
| Sale of Assets | - | - | 225,000 | - | - | - | - | - | 435,195 | - |
| Other Financing Sources | - | - | 580,988 | 99,286 | 106,696 | - | - | 10,010 | 15,008 | - |
| Other Financing Uses | - | - | - | - | - | - | (212,801) | (38,482) | (294,894) | - |
| Transfers In | 9,408,632 | 11,705,956 | 16,750,060 | 9,056,994 | 10,171,686 | 11,233,071 | 33,720,666 | 4,141,673 | 6,399,976 | 4,835,821 |
| Transfers Out | (9,408,632) | (11,705,956) | (16,750,060) | (9,056,994) | (10,171,686) | (11,233,071) | (33,720,666) | (4,141,673) | (6,399,976) | (4,835,821) |
| Total Other Financing Sources (Uses) | - | - | 15,610,988 | 99,286 | 106,696 | 16,180,000 | 24,837,199 | 27,317,528 | 6,992,309 | 10,809,224 |
| Net Change in Fund Balances | \$ 2,821,926 | \$ 5,264,346 | \$ 3,886,783 | \$ 1,456,061 | \$ 1,230,201 | \$ (1,664,004) | \$ 2,580,040 | \$ 2,808,080 | \$ 996,514 | \$ (801,650) |
| Debt Service as a Percentage of Noncapital Expenditures | 12.70% | 13.11% | 49.54% | 14.93% | 14.79% | 51.56% | 63.62% | 59.05% | 42.10% | 51.04% |

Deerfield Township
Warren County, Ohio
Assessed Valuation and Estimated Actual Values of Taxable Property
Last Ten Years

| Collection Year | Real Property | | Tangible Personal Property | |
|-----------------|----------------|------------------------|----------------------------|------------------------|
| | Assessed Value | Estimated Actual Value | Assessed Value | Estimated Actual Value |
| 2013 | \$ 978,635,050 | \$ 2,796,100,150 | \$ 23,482,240 | \$ 26,684,360 |
| 2012 | 967,997,930 | 2,765,708,370 | 21,345,790 | 24,256,580 |
| 2011 | 995,169,080 | 2,843,340,230 | 16,420,540 | 18,659,700 |
| 2010 | 991,947,720 | 2,834,136,343 | 7,985,970 | 9,074,966 |
| 2009 | 987,982,310 | 2,822,806,600 | 18,122,300 | 20,593,523 |
| 2008 | 1,055,614,250 | 3,016,040,714 | 16,902,170 | 19,207,011 |
| 2007 | 1,025,580,450 | 2,930,229,857 | 16,346,420 | 18,575,477 |
| 2006 | 977,778,990 | 2,793,654,257 | 21,825,800 | 24,802,045 |
| 2005 | 816,164,800 | 2,331,899,429 | 18,067,080 | 20,530,773 |
| 2004 | 764,842,600 | 2,185,264,571 | 17,405,290 | 19,778,739 |

Real property is reappraised every six years with a State mandated update of the current market value in the third year following each reappraisal.

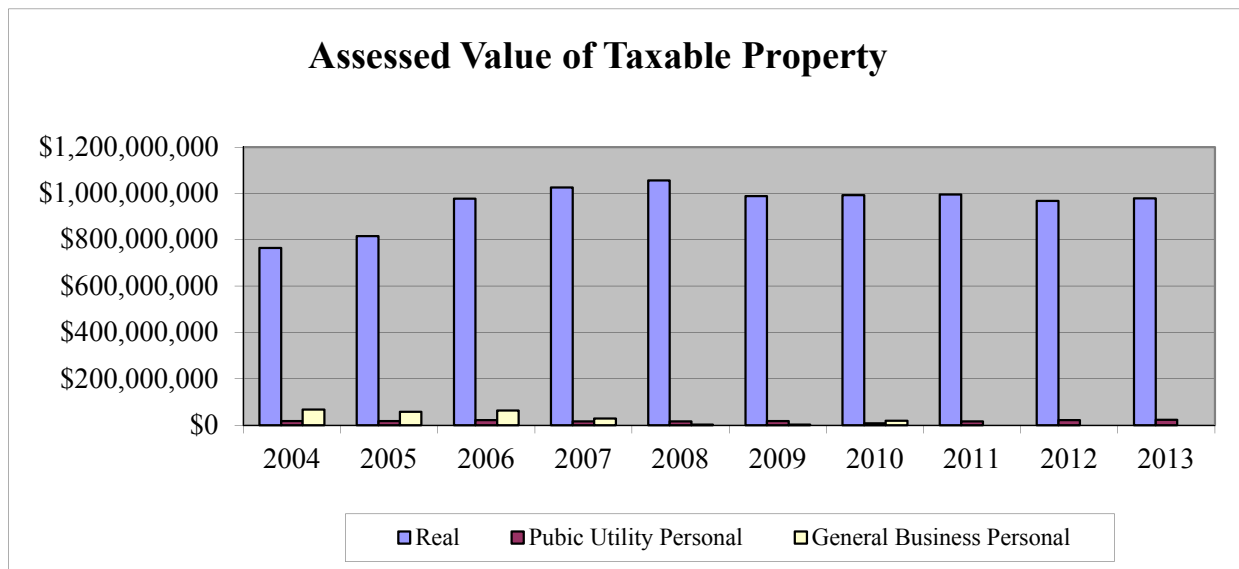
The assessed value of real property (including public utility real property) is 35 percent of estimated true value. The assessed value of public utility personal property ranges from 25 percent of true value for railroad property to 88 percent for electric transmission and distribution property. General business tangible personal property was assessed in previous years at 25 percent for machinery and equipment and 23 percent for inventories. General business tangible personal property tax is being phased out beginning in 2006. For collection year 2006 both types of general business tangible personal property were assessed at 18.75 percent. The percentage will be 12.5 percent for 2007, 6.25 percent for 2008 and zero for 2009.

The tangible personal property values associated with each year are the values that, when multiplied by the applicable rates, generated the property tax revenue billed in that year. For real property, the amounts generated by multiplying the assessed values by the applicable rates would be reduced by the 10%, 2 1/2% and homestead exemptions before being billed. Beginning in the 2006 collection year, the 10% rollback for commercial/industrial property has been eliminated.

Source: County Auditor

Tangible Personal Property

| General Business | | Total | | | Total Tax Rate Millage |
|------------------|------------------------|------------------|------------------------|--------|------------------------|
| Assessed Value | Estimated Actual Value | Assessed Value | Estimated Actual Value | Ratio | |
| \$ - | \$ - | \$ 1,002,117,290 | \$ 2,822,784,510 | 35.50% | 14.10 |
| - | - | 989,343,720 | 2,789,964,950 | 35.46% | 12.60 |
| - | - | 1,011,589,620 | 2,861,999,930 | 35.35% | 12.60 |
| - | - | 999,933,690 | 2,843,211,309 | 35.17% | 12.60 |
| 2,386,730 | - | 1,008,491,340 | 2,843,400,123 | 35.47% | 10.60 |
| 2,777,610 | 44,441,760 | 1,075,294,030 | 3,079,689,485 | 34.92% | 10.60 |
| 28,202,985 | 225,623,880 | 1,070,129,855 | 3,174,429,214 | 33.71% | 10.60 |
| 62,471,363 | 333,180,603 | 1,062,076,153 | 3,151,636,905 | 33.70% | 10.60 |
| 57,297,873 | 229,191,492 | 891,529,753 | 2,581,621,694 | 34.53% | 10.60 |
| 67,506,940 | 270,027,760 | 849,754,830 | 2,475,071,070 | 34.33% | 10.60 |



Deerfield Township
Warren County, Ohio
Property Tax Rates - Direct and Overlapping Governments
(Per \$1,000 of Assessed Valuation)
Last Ten Years

| | 2013 | 2012 | 2011 |
|----------------------|--------------|--------------|--------------|
| General Fund | 0.86 | 0.86 | 0.86 |
| Road and Bridge | 1.44 | 1.44 | 1.44 |
| Police | 4.00 | 2.50 | 2.50 |
| Fire | 6.80 | 6.80 | 6.80 |
| Park | 1.00 | 1.00 | 1.00 |
| Total Millage | 14.10 | 12.60 | 12.60 |

Overlapping Rates by Taxing District

| | | | |
|-----------------------------|-------|-------|-------|
| Mason City School District | 83.97 | 83.97 | 83.45 |
| City of Mason | 6.72 | 7.32 | 7.32 |
| Warren County | 7.78 | 7.78 | 7.78 |
| Warren County Career Center | 4.50 | 4.50 | 4.50 |
| Special Districts | 1.50 | 1.50 | 1.50 |
| Mason Public Library | 0.75 | 0.75 | 0.75 |
| Great Oaks JVSD | 2.70 | 2.70 | 2.70 |

Source: County Auditor

Notes: The rates presented for a particular calendar year are the rates that, when applied to the assessed values presented in the Assessed Value Table, generated the property tax revenue billed in that year.

The real property tax rates for the voted levies of the overlapping taxing districts are reduced so that inflationary increases in value do not generate additional revenue.

| 2010 | 2009 | 2008 | 2007 | 2006 | 2005 | 2004 |
|-------|-------|-------|-------|-------|-------|-------|
| 0.86 | 0.86 | 0.86 | 0.86 | 0.86 | 0.86 | 0.86 |
| 1.44 | 1.44 | 1.44 | 1.44 | 1.44 | 1.44 | 1.44 |
| 2.50 | 2.50 | 2.50 | 2.50 | 2.50 | 2.50 | 2.50 |
| 6.80 | 4.80 | 4.80 | 4.80 | 4.80 | 4.80 | 4.80 |
| 1.00 | 1.00 | 1.00 | 1.00 | 1.00 | 1.00 | 1.00 |
| 12.60 | 10.60 | 10.60 | 10.60 | 10.60 | 10.60 | 10.60 |

| | | | | | | |
|-------|-------|-------|-------|-------|-------|-------|
| 83.45 | 83.45 | 83.45 | 83.45 | 81.76 | 80.65 | 74.11 |
| 7.32 | 7.32 | 7.32 | 7.32 | 7.32 | 7.32 | 7.32 |
| 5.78 | 5.78 | 5.21 | 6.71 | 6.71 | 6.46 | 6.46 |
| 2.70 | 2.70 | 2.70 | 2.70 | 2.70 | 2.70 | 2.70 |
| 1.50 | 1.50 | 1.50 | 1.50 | 1.50 | 1.50 | 1.50 |
| 0.75 | - | - | - | - | - | - |
| 0.00 | - | - | - | - | - | - |

Deerfield Township
Warren County, Ohio
Principal Taxpayers - Real Estate Tax
2013 and 2003

| <i>2013</i> | | |
|---------------------------------|--------------------------------------|---------------------------------------|
| Taxpayer | Real Property Assessed Valuation (1) | Percentage of Real Assessed Valuation |
| Duke Energy Ohio Inc | \$ 22,961,670 | 2.29% |
| Somerset at Deerfield | 15,889,860 | 1.59% |
| Hills Properties Ltd | 10,995,500 | 1.10% |
| Inland American Loveland | 8,893,260 | 0.89% |
| Passco Mallard Crossing | 8,712,780 | 0.87% |
| Community Insurance Co | 7,676,110 | 0.77% |
| Northeast Cincinnati Hotel | 6,773,000 | 0.68% |
| Facs Group Inc | 6,554,890 | 0.65% |
| Island Club Apartments | 5,925,050 | 0.59% |
| Sterling Lakes Apartments | 5,839,230 | 0.58% |
| Total | \$ 100,221,350 | 10.01% |
| Total Assessed Valuation | \$1,002,117,290 | |

| <i>2003</i> | | |
|---------------------------------|--------------------------------------|---------------------------------------|
| Taxpayer | Real Property Assessed Valuation (1) | Percentage of Real Assessed Valuation |
| Duke Realty Ltd Ptr | \$ 45,581,310 | 5.67% |
| Kenwood Lincoln Mercury | 10,796,990 | 1.34% |
| Cincinnati Gas & Electric | 10,254,230 | 1.28% |
| Hills Real Estate Group | 9,671,350 | 1.20% |
| Meijer Inc | 7,725,310 | 0.96% |
| Costco Wholesales Corp | 5,936,450 | 0.74% |
| Mallard Crossing Ltd | 5,589,090 | 0.70% |
| Northeast Cincinnati Hotel | 5,534,350 | 0.69% |
| Capital Associates Apartments | 5,521,630 | 0.69% |
| Facs Group | 5,476,690 | 0.68% |
| Total | \$112,087,400 | 13.95% |
| Total Assessed Valuation | \$803,977,431 | |

Source: County Auditor

(1) The amounts presented represent the assessed values upon which 2013 and 2003 collections were based.

Deerfield Township
Warren County, Ohio
Property Tax Levies And Collections
Last Ten Years

| Year | Total Tax Levy | Current Tax Collections | Percent of Current Tax Collections To Tax Levy | Delinquent Tax Collections | Total Tax Collections | Percent of Total Tax Collections To Tax Levy | Accumulated Outstanding Delinquent Taxes | Percentage of Delinquent Taxes to Total Tax Levy |
|------|----------------|-------------------------|--|----------------------------|-----------------------|--|--|--|
| 2013 | \$ 12,424,662 | \$ 12,040,389 | 96.91% | \$ 188,340 | \$ 12,228,729 | 98.42% | \$ 204,981 | 1.65% |
| 2012 | 12,671,194 | \$ 12,179,725 | 96.12% | 194,633 | 12,374,358 | 97.66% | 387,105 | 3.06% |
| 2011 | 12,644,315 | 12,057,829 | 95.36% | 193,760 | 12,251,589 | 96.89% | 392,726 | 3.11% |
| 2010 | 9,691,972 | 9,195,469 | 94.88% | 196,168 | 9,391,637 | 96.90% | 300,396 | 3.10% |
| 2009 | 9,396,133 | 9,240,189 | 98.34% | 225,644 | 9,396,133 | 100.00% | 289,085 | 3.08% |
| 2008 | 9,223,861 | 9,017,000 | 97.76% | 133,515 | 9,150,515 | 99.20% | 285,753 | 3.10% |
| 2007 | 9,383,698 | 9,212,620 | 98.18% | 209,539 | 9,383,698 | 100.00% | 255,647 | 2.72% |
| 2006 | 9,053,217 | 8,888,230 | 98.18% | 205,467 | 9,053,217 | 100.00% | 264,235 | 2.92% |
| 2005 | 8,505,859 | 8,340,460 | 98.06% | 115,045 | 8,455,505 | 99.41% | 333,851 | 3.92% |
| 2004 | 7,574,026 | 7,456,059 | 98.44% | 145,740 | 7,574,026 | 100.00% | 213,843 | 2.82% |

Source: County Auditor

Deerfield Township
Warren County, Ohio
Ratio of Outstanding Debt to
Total Personal Income and Debt Per Capita
Last Ten Years

| Year | General Obligation Bonds | Special Assessment Bonds | Long-Term Notes | Total Debt | Percentage of Personal Income | Per Capita |
|------|--------------------------------|--------------------------------|--------------------|---------------|-------------------------------------|---------------|
| 2013 | \$ 3,985,000 | \$ 245,000 | \$ 20,340,433 | \$ 24,570,433 | 1.78 % | \$ 681 |
| 2012 | \$ 4,180,000 | \$ 405,000 | \$ 21,605,124 | \$ 26,190,124 | 1.96 % | \$ 726 |
| 2011 | \$ 4,370,000 | \$ 560,000 | \$ 22,709,815 | \$ 27,639,815 | 2.06 % | \$ 767 |
| 2010 | \$ 5,010,000 | \$ 710,000 | \$ 23,655,000 | \$ 29,375,000 | 2.19 % | \$ 815 |
| 2009 | \$ 5,200,000 | \$ 855,000 | \$ 24,725,000 | \$ 30,780,000 | 4.00 % | \$ 1,206 |
| 2008 | \$ 5,200,000 | \$ 995,000 | \$ 25,755,000 | \$ 31,950,000 | 4.15 % | \$ 1,252 |
| 2007 | \$ - | \$ 1,130,000 | \$ 26,740,000 | \$ 27,870,000 | 3.62 % | \$ 1,092 |
| 2006 | \$ - | \$ 1,260,000 | \$ 26,935,000 | \$ 28,195,000 | 3.66 % | \$ 1,105 |
| 2005 | \$ - | \$ 1,380,000 | \$ 27,900,000 | \$ 29,280,000 | 3.80 % | \$ 1,148 |
| 2004 | \$ - | \$ 800,000 | \$ 28,545,000 | \$ 29,345,000 | 3.81 % | \$ 1,150 |

Source: Township Fiscal Office

(1) Information prior to 2004 was not available.



Deerfield Township
Warren County, Ohio
*Ratio of General Obligation Bonded Debt to Assessed
Value and Bonded Debt Per Capita
Last Six Years(1)*

| Year | Population (2) | Estimated Actual Value of Taxable Property (3) | Gross Bonded Debt (4) | Ratio of Net Bonded Debt to Estimated Actual Value of Taxable Property | Net Bonded Debt Per Capita |
|------|----------------|---|-----------------------------|--|----------------------------------|
| 2013 | 36,059 a | \$ 2,822,784,510 | \$ 3,985,000 | 0.14 % | 110.51 |
| 2012 | 36,059 a | \$ 2,789,964,950 | \$ 4,180,000 | 0.15 % | 115.92 |
| 2011 | 36,059 a | \$ 2,861,999,930 | \$ 4,370,000 | 0.15 % | 121.19 |
| 2010 | 36,059 a | \$ 2,843,211,309 | \$ 5,010,000 | 0.18 % | 138.94 |
| 2009 | 25,515 b | \$ 2,843,400,123 | \$ 5,200,000 | 0.18 % | 203.80 |
| 2008 | 25,515 b | \$ 3,079,689,485 | \$ 5,200,000 | 0.17 % | 203.80 |

Sources:

(1) No bonded debt prior to 2008

(2) U. S. Bureau of Census, Census of Population.

(a) 2010 Federal Census

(b) 2000 Federal Census

(3) Warren County Auditor

(4) Includes all general obligation bonded debt with the exception of Special Assessment debt.

**Deerfield Township
Warren County, Ohio**

*Computation of Direct and Overlapping Governmental Activities Debt
December 31, 2013*

| <u>Jurisdiction</u> | <u>Governmental Activities Debt Outstanding</u> | <u>Percentage Applicable to Township (1)</u> | <u>Amount Applicable to Township</u> |
|-------------------------------|---|--|--|
| Direct Debt | | | |
| General Obligation Bonds | \$3,985,000 | 100% | \$3,985,000 |
| Special Assessment Bonds | 245,000 | 100% | 245,000 |
| Long-Term Notes | <u>20,340,433</u> | 100% | <u>20,340,433</u> |
| <i>Total Direct Debt</i> | <u>24,570,433</u> | | <u>24,570,433</u> |
| Overlapping | | | |
| Mason City School District | 125,000,000 (2) | 76.0% | 95,000,000 |
| Warren County | <u>12,500,000 (2)</u> | 5.0% | <u>625,000</u> |
| <i>Total Overlapping Debt</i> | <u>137,500,000</u> | | <u>95,625,000</u> |
| Total | <u><u>\$162,070,433</u></u> | | <u><u>\$120,195,433</u></u> |

Source: County Auditor

- (1) Percentages were determined by dividing each overlapping subdivision's assessed valuation within the Township by its total assessed valuation.
 (2) Estimated.

Deerfield Township
Warren County, Ohio
Legal Debt Margin
Last Ten Years

| | 2013 | 2012 | 2011 | 2010 | 2009 | 2008 | 2007 | 2006 | 2005 | 2004 |
|---|------------------|----------------|------------------|----------------|------------------|------------------|------------------|------------------|----------------|----------------|
| Total Assessed Property Value | \$ 1,002,117,290 | \$ 989,343,720 | \$ 1,011,589,620 | \$ 999,933,690 | \$ 1,008,491,340 | \$ 1,075,294,030 | \$ 1,070,129,855 | \$ 1,062,076,153 | \$ 891,529,753 | \$ 849,754,830 |
| Overall Legal Debt Limit (10 ½ % of Assessed Valuation) | \$ 105,222,315 | \$ 103,881,091 | \$ 106,216,910 | \$ 104,993,037 | \$ 105,891,591 | \$ 112,905,873 | \$ 112,363,635 | \$ 111,517,996 | \$ 93,610,624 | \$ 89,224,257 |
| Total General Obligation Deb Outstanding | 3,985,000 | 4,180,000 | 4,370,000 | 5,010,000 | 5,200,000 | 5,200,000 | - | - | - | - |
| Less: | | | | | | | | | | |
| General Debt Service Fund Balance | - | - | - | - | - | - | - | - | - | - |
| Total Net Debt Applicable to Debt Limit | 3,985,000 | 4,180,000 | 4,370,000 | 5,010,000 | 5,200,000 | 5,200,000 | - | - | - | - |
| Legal Debt Margin Within 10 ½ % Limitations | \$ 101,237,315 | \$ 99,701,091 | \$ 101,846,910 | \$ 99,983,037 | \$ 100,691,591 | \$ 107,705,873 | \$ 112,363,635 | \$ 111,517,996 | \$ 93,610,624 | \$ 89,224,257 |
| Legal Debt Margin as a Percentage of the Debt Limit | 96.21% | 95.98% | 95.89% | 95.23% | 95.09% | 95.39% | 100.00% | 100.00% | 100.00% | 100.00% |
| Unvoted Debt Limitation (5 ½ % of Assessed Valuation) | \$55,116,451 | \$54,413,905 | \$55,637,429 | \$54,996,353 | \$55,467,024 | \$59,141,172 | \$58,857,142 | \$58,414,188 | \$49,034,136 | \$46,736,516 |
| Total General Obligation Deb Outstanding | 3,985,000 | 4,180,000 | 4,370,000 | 5,010,000 | 5,200,000 | 5,200,000 | - | - | - | - |
| Less: | | | | | | | | | | |
| General Debt Service Fund Balance | - | - | - | - | - | - | - | - | - | - |
| Net Debt Within 5 ½ % Limitations | 3,985,000 | 4,180,000 | 4,370,000 | 5,010,000 | 5,200,000 | 5,200,000 | - | - | - | - |
| Unvoted Legal Debt Margin Within 5 ½ % Limitations | \$ 51,131,451 | \$ 50,233,905 | \$ 51,267,429 | \$ 49,986,353 | \$ 50,267,024 | \$ 53,941,172 | \$ 58,857,142 | \$ 58,414,188 | \$ 49,034,136 | \$ 46,736,516 |
| Unvoted legal Debt Margin as a Percentage of the Unvoted Debt Limitation | 92.77% | 92.32% | 92.15% | 90.89% | 90.63% | 91.21% | 100.00% | 100.00% | 100.00% | 100.00% |

Source: County Auditor and Township Financial Records

Deerfield Township
Warren County, Ohio
Principal Employers
Ranked by Number of Full-Time Employees

| 2013 | | |
|--|-------|---|
| Employer | FTEs | Percentage of Total Employed In Warren County |
| Well Point -Health Insurance | 1,945 | 1.90% |
| Macy's Credit and Customer Service -Financial Transactions Processing | 1,900 | 1.88% |
| Cengage Learning Inc. -Educational Support Services | 556 | 0.57% |
| Quest Diagnostics -Computer Systems Design | 323 | 0.39% |
| Down Lite International -Textile Product Mills | 266 | 0.20% |
| Clopay Corp. -Plastics Manufacturing | 164 | 0.17% |
| Natorp's Inc. -Nursery, Greenhouse | 104 | 0.10% |

Source: Warren County Office of Economic Development

Note - Comparative data for 2003 is not available. As such, only 2013 data is presented.

Deerfield Township
Warren County, Ohio
Demographic and Economic Statistics
Last Ten Years

| Year | Population (1) | Total Personal Income (5) | Personal Income Per Capita (1) | Median Household Income (1) | Median Age (1) | Educational Attainment: Bachelor's Degree or Higher (1) | School Enrollment (2) | Warren County Unemployment Rate (3) | Median Value of Residential Property (1) | Total Assessed Property Value (4) |
|------|----------------|---------------------------|--------------------------------|-----------------------------|----------------|---|-----------------------|-------------------------------------|--|-----------------------------------|
| 2013 | 36,059 | \$1,384,016,538 | \$ 38,382 | \$ 79,137 | 35.2 | 12,423 | 11,844 | 6.30% | \$ 218,400 | \$ 1,002,117,290 |
| 2012 | 36,059 | \$1,319,218,515 | \$ 36,585 | \$ 84,028 | 38.8 | 12,694 | 15,219 | 6.30% | \$ 217,400 | \$ 989,343,720 |
| 2011 | 36,059 | \$1,294,304,054 | \$ 35,894 | \$ 80,320 | 34.8 | 12,301 | 11,084 | 6.20% | \$ 223,600 | \$ 1,011,589,620 |
| 2010 | 36,059 | \$1,339,159,142 | \$ 37,138 | \$ 84,252 | 35.8 | 10,184 | 9,563 | 7.60% | \$ 227,900 | \$ 999,933,690 |
| 2009 | 25,515 | \$ 769,991,670 | \$ 30,178 | \$ 71,800 | 33.4 | 7,962 | 9,563 | 9.60% | \$ 164,800 | \$ 1,008,491,340 |
| 2008 | 25,515 | \$ 769,991,670 | \$ 30,178 | \$ 71,800 | 33.4 | 7,962 | 9,883 | 5.60% | \$ 164,800 | \$ 1,075,294,030 |
| 2007 | 25,515 | \$ 769,991,670 | \$ 30,178 | \$ 71,800 | 33.4 | 7,962 | 9,940 | 4.90% | \$ 164,800 | \$ 1,070,129,855 |
| 2006 | 25,515 | \$ 769,991,670 | \$ 30,178 | \$ 71,800 | 33.4 | 7,962 | 9,792 | 4.50% | \$ 164,800 | \$ 1,062,076,153 |
| 2005 | 25,515 | \$ 769,991,670 | \$ 30,178 | \$ 71,800 | 33.4 | 7,962 | 9,246 | 4.70% | \$ 164,800 | \$ 891,529,753 |
| 2004 | 25,515 | \$ 769,991,670 | \$ 30,178 | \$ 71,800 | 33.4 | 7,962 | 8,636 | 4.00% | \$ 164,800 | \$ 849,754,830 |

(1) Source: U. S. Census Bureau

(2) Source: Mason City School District and Kings Local School District (for 2011 and prior, enrollment includes Mason City School District only)

(3) Source: Ohio Bureau of Employment Services

(4) Source: County Auditor

(5) Total personal income is the computation of per capita personal income multiplied by population.

**Deerfield Township
Warren County, Ohio**

*Full-Time Equivalent Township Government Employees by Function/Program
Last Seven Years (1)*

| Function/Program | 2013 | 2012 | 2011 | 2010 | 2009 | 2008 | 2007 |
|--------------------------------|---------------|---------------|---------------|---------------|---------------|---------------|---------------|
| General Government | | | | | | | |
| Trustees | 3.00 | 3.00 | 3.00 | 3.00 | 3.00 | 3.00 | 3.00 |
| Fiscal | 3.50 | 3.50 | 3.50 | 3.50 | 2.50 | 2.00 | 2.00 |
| Administration | 6.50 | 6.50 | 6.50 | 9.00 | 9.00 | 9.00 | 9.00 |
| Human Resources | 0.50 | 0.50 | 0.50 | 0.50 | 0.50 | 0.50 | 5.00 |
| Public Relations | 0.50 | 0.50 | 0.50 | 1.00 | 1.00 | 1.00 | 1.00 |
| Public Safety | | | | | | | |
| Police | 25.00 | 25.00 | 25.00 | 25.00 | 25.00 | 25.00 | 25.00 |
| Fire | 60.50 | 60.50 | 60.50 | 65.50 | 102.50 | 78.50 | 76.50 |
| Fire - Secretary - Other | 1.00 | 1.00 | 1.50 | 1.50 | 1.50 | 1.50 | 1.50 |
| Cemetery | 3.00 | 3.00 | 3.00 | 3.00 | 3.00 | 3.00 | 3.00 |
| Leisure Time Activities | | | | | | | |
| Parks | 4.50 | 4.50 | 4.50 | 5.00 | 5.00 | 5.00 | 5.00 |
| Public Works | | | | | | | |
| | 9.00 | 9.00 | 9.00 | 8.00 | 8.00 | 8.00 | 8.00 |
| Totals: | <u>117.00</u> | <u>117.00</u> | <u>117.50</u> | <u>125.00</u> | <u>161.00</u> | <u>136.50</u> | <u>139.00</u> |

Source: Township Fiscal Office

Method: Using 1.0 for each full-time employee and 0.50 for each part-time employee at year end. (Seasonal employees were not included).

(1) Information was not practical to obtain prior to 2007.

Deerfield Township
Warren County, Ohio
Operating Indicators by Function/Program
Last Seven Years (1)

| Function | 2013 | 2012 | 2011 | 2010 | 2009 | 2008 | 2007 |
|---|--------------|-------------|-------------|-------------|-------------|--------------|--------------|
| General Government | | | | | | | |
| <i>Board of Trustees</i> | | | | | | | |
| Number of resolutions passed | 74 | 48 | 57 | 63 | 96 | 106 | 71 |
| Number of zoning docket items | 9 | 10 | 14 | 5 | 12 | 23 | 9 |
| Zoning Board of Appeals docket items | 9 | 12 | 14 | 8 | 7 | 13 | 16 |
| <i>Fiscal Office</i> | | | | | | | |
| Number of checks/ vouchers issued | 1,771 | 1,899 | 1,855 | 1,911 | 1,998 | 2,259 | 2,045 |
| Amount of checks written | \$10,233,942 | \$9,117,668 | \$9,560,558 | \$8,460,956 | \$9,154,851 | \$11,592,841 | \$10,207,105 |
| Interest earnings for fiscal year (cash basis) | \$9,159 | \$12,908 | \$12,421 | \$40,546 | \$241,805 | \$172,021 | \$769,999 |
| Number of receipts issued | 905 | 1,241 | 1,189 | 1,213 | 1,065 | 877 | 869 |
| Agency Ratings - Moody's Financial Services | AA2 | AA2 | AA2 | AA2 | AA2 | A1 | A1 |
| Health insurance costs vs General Fund expenditures % | 8.04% | 3.60% | 3.90% | 3.31% | 5.03% | 5.58% | 5.58% |
| General Fund receipts (cash basis in thousands) | \$7,798,294 | \$6,782,852 | \$6,084,326 | \$3,073,704 | \$5,924,230 | \$4,448,082 | \$4,184,765 |
| General Fund expenditures (cash basis in thousands) | \$4,597,202 | \$4,860,714 | \$5,460,700 | \$4,697,660 | \$4,355,767 | \$6,869,791 | \$5,563,952 |
| General Fund cash balances (in thousands) | \$10,010,779 | \$6,809,687 | \$4,887,548 | \$4,263,922 | \$5,869,306 | \$4,300,843 | \$6,722,553 |
| <i>Community Development</i> | | | | | | | |
| Number of permits issued | 396 | 348 | 463 | 432 | 327 | 397 | 620 |
| Revenue generated from permits | \$70,195 | \$54,383 | \$78,562 | \$56,562 | \$43,856 | \$80,630 | \$93,529 |
| Public Safety | | | | | | | |
| <i>Fire</i> | | | | | | | |
| EMS calls | 2,473 | 2,533 | 2,238 | 2,386 | 2,288 | 1,959 | 2,013 |
| Ambulance billing collections (net) | \$580,547 | \$586,444 | \$473,202 | \$517,129 | \$667,919 | \$310,312 | \$314,400 |
| Fire calls | 1,080 | 1,104 | 1,008 | 1,186 | 1,120 | 1,639 | 1,165 |
| Fires with loss | 22 | 22 | 142 | 29 | 26 | 37 | 38 |
| Fires with losses exceeding \$10K | 6 | 6 | 9 | 7 | 2 | 9 | 7 |
| Fire losses \$ | \$406,850 | \$369,939 | \$338,855 | \$8,744 | \$207,650 | \$2,288,550 | \$371,304 |
| Fire safety inspections | 734 | 699 | 465 | 645 | 367 | 194 | 370 |
| <i>Cemetery</i> | | | | | | | |
| Cemetery burials | 118 | 114 | 124 | 137 | 130 | 147 | 124 |
| Cemetery cremations | 40 | 18 | 23 | 23 | 9 | 7 | 5 |
| Cemetery sale of lots | 162 | 107 | 56 | 60 | 170 | 162 | 150 |
| Cemetery receipts | \$382,302 | \$213,427 | \$224,397 | \$179,790 | \$439,231 | \$221,590 | \$191,431 |
| Conservation-Recreation | | | | | | | |
| <i>Parks</i> | | | | | | | |
| Shelter rentals | \$8,550 | \$1,100 | \$14,725 | \$14,725 | \$17,218 | \$20,400 | \$23,950 |
| Public Works | | | | | | | |
| Road salt applied (tons) | 2,605 | 1,870 | 1,900 | 2,500 | 1,900 | 1,600 | 1,600 |
| Asphalt used for street repairs (tons) | 7,088 | 6,800 | 6,967 | 5,354 | 6,967 | 10,486 | 8,396 |
| Gravel used for street repairs (tons) | 47 | 310 | 180 | 173 | 180 | 121 | 126 |
| Leaves collected and recycled (cubic yards) | 1,800 | 1,110 | 2,300 | 2,300 | 2,300 | 2,300 | 2,300 |
| Street repair (hours) | 10,247 | 11,784 | 10,480 | 13,800 | 10,480 | 13,800 | 13,800 |

Source: Township Records

(1) Information was not practical to obtain prior to 2007.

Deerfield Township
Warren County, Ohio
Capital Assets Statistics by Function/Program
Last Seven Years (1)

| Function/Program | 2013 | 2012 | 2011 | 2010 | 2009 | 2008 | 2007 |
|-----------------------------|--------|--------|--------|--------|--------|--------|--------|
| General Government | | | | | | | |
| Square Footage of Building | 13,400 | 13,400 | 13,400 | 13,400 | 13,400 | 13,400 | 13,400 |
| Administrative Vehicles | 5 | 5 | 5 | 8 | 8 | 8 | 8 |
| Fire | | | | | | | |
| Stations | 3 | 3 | 3 | 4 | 4 | 4 | 3 |
| Square Footage of Building | 21,283 | 21,283 | 21,283 | 22,640 | 22,640 | 22,640 | 21,283 |
| Vehicles | 25 | 25 | 25 | 22 | 22 | 22 | 19 |
| Recreation | | | | | | | |
| Number of Parks | 10 | 10 | 10 | 10 | 10 | 9 | 8 |
| Number of Tennis Courts | 6 | 6 | 6 | 6 | 6 | 3 | 1 |
| Number of Baseball Diamonds | 7 | 7 | 7 | 7 | 7 | 7 | 5 |
| Number of Tot Lots | 4 | 4 | 4 | 4 | 4 | 3 | 2 |
| Number of Soccer Fields | 8 | 8 | 8 | 8 | 8 | 6 | 6 |
| Vehicles | 9 | 8 | 8 | 8 | 8 | 6 | 4 |
| Public Works | | | | | | | |
| Streets Maintained (miles) | 107 | 107 | 107 | 107 | 105 | 103 | 96 |
| Service Vehicles | 31 | 31 | 31 | 31 | 30 | 30 | 30 |

Source: Township Records

Note:

(1) Information was not practical to obtain prior to 2007.



Dave Yost • Auditor of State

DEERFIELD TOWNSHIP

WARREN COUNTY

CLERK'S CERTIFICATION

This is a true and correct copy of the report which is required to be filed in the Office of the Auditor of State pursuant to Section 117.26, Revised Code, and which is filed in Columbus, Ohio.

Susan Babbitt

CLERK OF THE BUREAU

**CERTIFIED
SEPTEMBER 02, 2014**