

***PORTAGE AREA REGIONAL  
TRANSPORTATION AUTHORITY***

***AUDIT REPORT***

***For the year ended December 31, 2010***

***(With Comparative Totals for December 31, 2009)***

***Charles E. Harris & Associates, Inc.***  
**Certified Public Accountants and Government Consultants**





# Dave Yost • Auditor of State

Board of Trustees  
Portage Area Regional Transportation Authority  
2000 Summit Road  
Kent, Ohio 44240

We have reviewed the *Report of Independent Accountants* of the Portage Area Regional Transportation Authority, Portage County, prepared by Charles E. Harris & Associates, Inc., for the audit period January 1, 2010 through December 31, 2010. Based upon this review, we have accepted these reports in lieu of the audit required by Section 117.11, Revised Code. The Auditor of State did not audit the accompanying financial statements and, accordingly, we are unable to express, and do not express an opinion on them.

Our review was made in reference to the applicable sections of legislative criteria, as reflected by the Ohio Constitution, and the Revised Code, policies, procedures and guidelines of the Auditor of State, regulations and grant requirements. The Portage Area Regional Transportation Authority is responsible for compliance with these laws and regulations.

A handwritten signature in black ink that reads "Dave Yost".

Dave Yost  
Auditor of State

March 13, 2012

**This page intentionally left blank.**

**Portage Area Regional Transportation Authority**  
**AUDIT REPORT**  
For the Year Ended December 31, 2010

**TABLE OF CONTENTS**

	<b><u>Page</u></b>
Report of Independent Accountants	1-2
Managements' Discussion and Analysis	3-12
Statement of Net Assets	13
Statement of Revenues, Expenditures, and Changes in Net Assets	14
Statement of Cash Flows	15
Notes to the Financial Statements	16-25
Schedule of Federal Awards Expenditures	26
Notes to the Schedule of Federal Awards Expenditures	27
Independent Accountants' Report on Internal Control over Financial Reporting and on Compliance and Other Matters Required by <i>Government Auditing Standards</i>	28-29
Independent Accountants' Report on Compliance with Requirements Applicable to Each Major Federal Program and on Internal Control Over Compliance Required by <i>OMB Circular A-133</i>	30-31
Schedule of Findings	32-33
Status of Prior Audit's Citations and Recommendations	34

**This page intentionally left blank.**

**REPORT OF INDEPENDENT ACCOUNTANTS**

**Portage Area Regional Transportation Authority  
2000 Summit Road  
Kent, Ohio 44240**

**To the Board of Trustees:**

**We have audited the accompanying financial statements of the business-type activities of the Portage Area Regional Transportation Authority, Kent, Ohio (the Authority) as of and for the year ended December 31, 2010, as listed in the table of contents. These financial statements are the responsibility of the Authority's management. Our responsibility is to express an opinion on these financial statements based on our audit. The prior year comparative information has been derived from the 2009 financial statements and, in our report dated April 25, 2010 we expressed an unqualified opinion on those financial statements.**

**We conducted our audit in accordance with auditing standards generally accepted in the United States of America and the standards applicable to financial audits contained in *Government Auditing Standards*, issued by the Comptroller General of the United States. Those standards require that we plan and perform the audit to obtain reasonable assurance about whether the basic financial statements are free of material misstatement. An audit includes examining, on a test basis, evidence supporting the amounts and disclosures in the basic financial statements. An audit also includes assessing the accounting principles used and significant estimates made by management, as well as evaluating the overall financial statement presentation. We believe that our audit provides a reasonable basis for our opinion.**

**In our opinion, the financial statements referred to above present fairly, in all material respects, the financial position of the Authority, as of December 31, 2010, and the respective changes in financial position and cash flows for the year then ended in conformity with accounting principles generally accepted in the United States of America.**

**Management's discussion and analysis is not a required part of the basic financial statements, but is supplementary information the Governmental Accounting Standards Board requires. We have applied certain limited procedures, which consisted principally on inquiries of management regarding the methods of measurement and presentation of the required supplementary information. However, we did not audit the information and express no opinion on it.**

In accordance with *Government Auditing Standards*, we have also issued our report dated February 29, 2012, on our consideration of the Authority's internal control over financial reporting and our tests of its compliance with certain provisions of laws, regulations, contracts, grant agreements and other matters. While we did not opine on the internal control over financial reporting or on compliance, that report describes the scope of our testing of internal control over financial reporting and compliance and results of that testing. That report is an integral part of an audit performed in accordance with *Government Auditing Standards*. You should read it in conjunction with this report in considering the results of our audit.

Our audit was conducted for the purpose of forming an opinion on the financial statements of the Authority, taken as a whole. The accompanying schedule of federal awards expenditures is presented for purposes of additional analysis as required by U.S. Office of Management and Budget Circular A-133, *Audits of States, Local Governments, and Non-Profit Organizations*, and is not a required part of the financial statements. Such information has been subjected to the auditing procedures applied in the audit of the basic financial statements and, in our opinion, is fairly stated in all material respects, in relation to the basic financial statements taken as a whole.



*Charles E. Harris & Associates, Inc.*  
February 29, 2012



PORTAGE AREA REGIONAL TRANSPORTATION AUTHORITY  
MANAGEMENT'S DISCUSSION AND ANALYSIS  
Year Ended December 31, 2010  
(Unaudited)

As management of the Portage Area Regional Transportation Authority (the Authority), we offer readers of the Authority's basic financial statements this narrative overview and analysis of the financial activities of the Authority for the year ended December 31, 2010. This discussion and analysis is designed to assist the reader in focusing on the significant financial issues and activities and to identify any significant changes in financial position. We encourage readers to consider the information presented here in conjunction with the basic financial statements taken as a whole.

**Overview of Financial Highlights**

- The Authority has net assets of \$13.1 million. These net assets result from the difference between total assets of \$13.6 million and total liabilities of \$530,486.
- Current assets of \$1.9 million primarily consist of non-restricted Cash and Cash Equivalents of \$583,823, Accounts Receivable of \$167,288, Sales Tax receivable of \$644,737, Inventory of \$239,788, and other prepaid assets of \$209,761.
- Restricted assets of \$614,145 consist of special deposits for capital projects.
- Current liabilities of \$530,486 primarily consist of Accounts Payable of \$55,858, accrued payroll expenses of \$279,594, and unearned revenue of \$188,522.

**Basic Financial Statements and Presentation**

This annual report includes the basic financial statements and accompanying notes prepared in accordance with the provisions of the Governmental Accounting Standards Board (GASB) Statement No. 34, Basic Financial Statements and Management's Discussion and Analysis for State and Local Governments.

The financial statements presented by the Authority are the Statement of Net Assets, the Statement of Revenues, Expenses, and Changes in Net Assets and the Statement of Cash Flows. These statements are presented using the economic resources measurement focus and the accrual basis of accounting. The Authority is structured as a single enterprise fund with revenues recognized when earned and measurable, not when received. Expenses are recognized when they are incurred, not when paid. Capital assets are capitalized and depreciated, except land, over their estimated useful lives.

PORTAGE AREA REGIONAL TRANSPORTATION AUTHORITY  
MANAGEMENT'S DISCUSSION AND ANALYSIS  
Year Ended December 31, 2010  
(Unaudited)

**Basic Financial Statements and Presentation (Cont'd)**

The Statement of Net Assets presents information on all the Authority's assets and liabilities, with the difference between the two reported as net assets. Over time, increases and decreases in net assets may serve as a useful indicator of whether the financial position of the Authority is improving or deteriorating. Net assets increase when revenues exceed expenses. Increases in assets without a corresponding increase to liabilities results in increased net assets, which indicate improved financial position.

The Statement of Revenues, Expenses, and Changes in Net Assets present information showing how the Authority's net assets changed during the year. This statement summarizes operating revenues and expenses along with non-operating revenues and expenses. In addition, this statement lists capital grant revenues received from federal, state, and local governments.

The Statement of Cash Flows allows financial statement users to assess the Authority's adequacy or ability to generate sufficient cash flows to meet its obligations in a timely manner. The statement is classified into four categories: 1) Cash flows from operating activities, 2) Cash flows from non-capital financing activities, 3) Cash flows from capital and related financing activities, and 4) Cash flows from investing activities.

**Notes to the Financial Statements**

The notes to the financial statements provide additional information that is essential to a full understanding of the data provided in the financial statements.

PORTAGE AREA REGIONAL TRANSPORTATION AUTHORITY  
MANAGEMENT'S DISCUSSION AND ANALYSIS  
Year Ended December 31, 2010  
(Unaudited)

**Financial Analysis of the Authority**

**Condensed Summary of Net Assets**

	<u>2010</u>	<u>2009</u>	<u>2008</u>
<b>ASSETS</b>			
Current Assets	\$ 1,855,411	\$ 1,606,464	\$ 1,815,897
Restricted Assets	614,145	443,762	440,804
Capital Assets, Net	<u>11,175,961</u>	<u>9,001,460</u>	<u>8,097,215</u>
Total Assets	<u>\$ 13,645,517</u>	<u>\$ 11,051,686</u>	<u>\$ 10,353,916</u>
<b>LIABILITIES</b>			
Current Liabilities	\$ 530,486	\$ 883,010	\$ 784,830
<b>NET ASSETS</b>			
Net Assets: Invested in Capital Assets	\$ 11,175,961	\$ 9,001,460	\$ 8,097,215
Restricted for Capital Assets	614,145	443,762	440,804
Unrestricted	<u>1,324,925</u>	<u>723,454</u>	<u>1,031,067</u>
Total Net Assets	<u>\$ 13,115,031</u>	<u>\$ 10,168,676</u>	<u>\$ 9,569,086</u>

The largest portion of the Authority's net assets reflects investment in capital assets consisting of buses, operating facilities and equipment. The Authority uses these capital assets to provide public transportation services for Portage County citizens. These assets are not available to liquidate liabilities or to cover other spending.

PORTAGE AREA REGIONAL TRANSPORTATION AUTHORITY  
MANAGEMENT'S DISCUSSION AND ANALYSIS  
Year Ended December 31, 2010  
(Unaudited)

**Financial Analysis of the Authority (Cont'd)**

**Condensed Summary of Revenues, Expenses, and Changes in Net Assets**

	<u>2010</u>	<u>2009</u>	<u>2008</u>
<b>Revenues</b>			
Operating Revenues	\$ 2,610,898	\$ 2,745,690	\$ 2,804,731
Non-Operating Revenues	<u>5,782,887</u>	<u>4,818,276</u>	<u>4,845,929</u>
Total Revenues	<u>8,393,785</u>	<u>7,563,966</u>	<u>7,650,660</u>
<b>Expenses</b>			
Operating Expenses	\$ 7,287,087	\$ 7,129,954	\$ 7,335,990
Depreciation Expense	<u>1,399,248</u>	<u>1,173,934</u>	<u>1,044,672</u>
Total Expenses	<u>8,686,335</u>	<u>8,303,888</u>	<u>8,380,662</u>
Loss Before Capital Contributions	<u>\$ (292,550)</u>	<u>\$ (739,922)</u>	<u>\$ (730,002)</u>
Capital Contributions	<u>\$ 3,238,905</u>	<u>\$ 1,339,512</u>	<u>\$ 1,254,906</u>
Increase in Net Assets During the Year	2,946,355	599,590	524,904
Net Assets, Beginning of Year	<u>10,168,676</u>	<u>9,569,086</u>	<u>9,044,182</u>
Net Assets, End of Year	<u>\$ 13,115,031</u>	<u>\$ 10,168,676</u>	<u>\$ 9,569,086</u>

The Authority's operating revenues overall decreased \$134,792 to \$2.6 million in 2010, a slight decrease from the previous year. Operating Expenses, excluding depreciation, increased by \$157,133 or 2%. This is primarily due to a 7% increase in labor and fringe benefits costs. Sales tax revenues increased \$370,437 due to increased retail activity in the county.

PORTAGE AREA REGIONAL TRANSPORTATION AUTHORITY  
MANAGEMENT'S DISCUSSION AND ANALYSIS  
Year Ended December 31, 2010  
(Unaudited)

**Financial Analysis of the Authority (Cont'd)**

**Revenues**

For purposes of this presentation, the Authority groups its revenues into the following categories:

Contract Services – There were no significant changes in 2010.

Passenger Fares – General Public farebox fares and ticket sales are included here. The 5% increase in passenger fares was attributed to an increase in the number of general public riders as a result of route changes to increase efficiency and the economy.

Federal Grants and Reimbursements – The Authority received \$659,756 in capitalized maintenance to cover certain preventive maintenance costs incurred. The Authority was also competitively awarded \$78,390 through the New Freedom Program. The Authority received \$97,324 for the “United We Ride” Project, and \$132,288 from the Transportation Investments Generating Economic Recovery (TIGER) Grant.

State Grants and Reimbursements – The Ohio Department of Transportation allocates grants for elderly and disabled programs. The Authority received \$111,069. This category also includes \$76,706 for reimbursement for state fuel taxes paid by the Authority, and \$80,902 for capital maintenance costs. The Authority also received \$421,063 to purchase bio-diesel fuel to operate the buses.

Sales Tax Revenues – .25 mills is levied against Portage County sales tax, and in 2005 the Authority renewed the levy to be permanent. For 2010, Sales Tax Revenues increased 10% and generated approximately 48% of the Authority's revenue (excluding capital contributions).

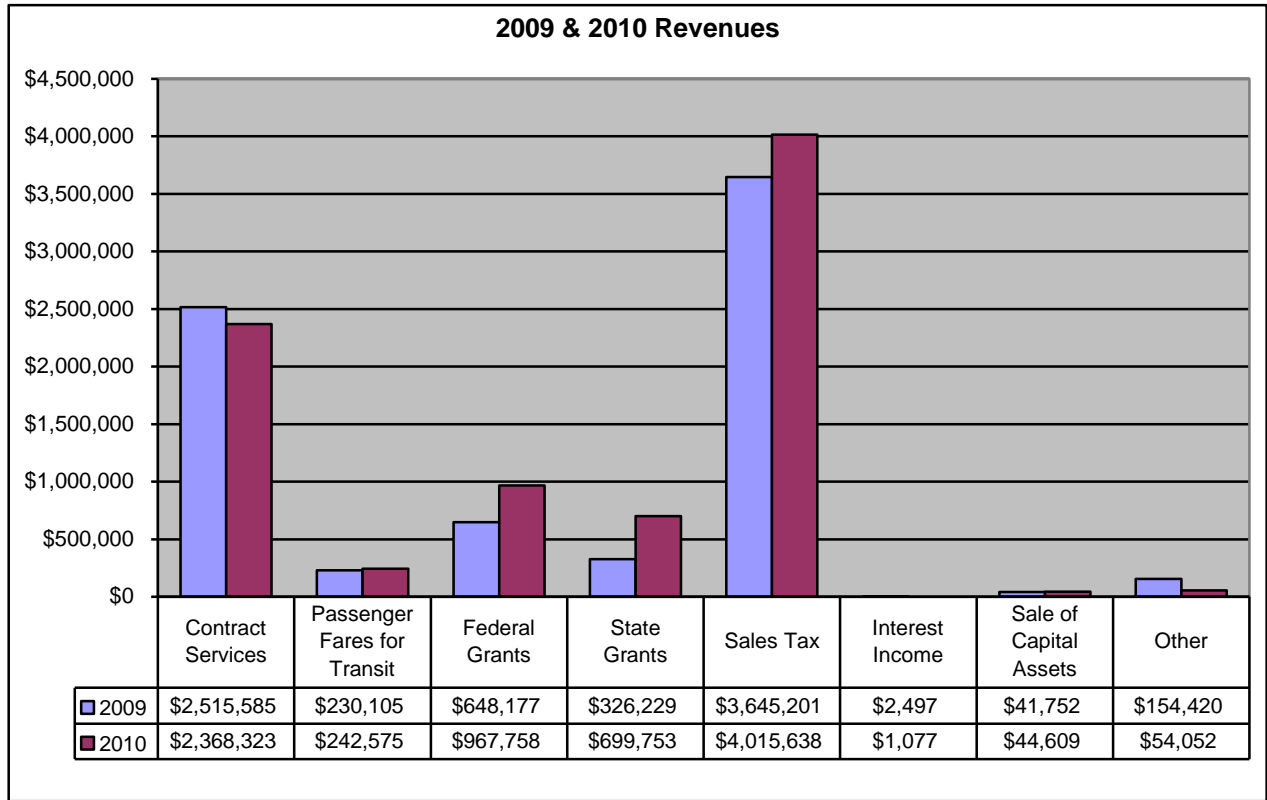
Interest Income – Interest income from Star Ohio is reported here and decreased 57% from 2009 to 2010. This is due to the decline in interest rates.

Sale of Capital Assets – This category consists of assets competitively sold after they have reached their useful lives. In 2010 the Authority sold fourteen (14) buses totaling \$44,609.

Other Income – This category summarizes miscellaneous income and revenue from various sources such as advertising, rebates, and recycling.

PORTAGE AREA REGIONAL TRANSPORTATION AUTHORITY  
 MANAGEMENT'S DISCUSSION AND ANALYSIS  
 Year Ended December 31, 2010  
 (Unaudited)

**Financial Analysis of the Authority (Cont'd)**



**Expenses**

Labor and Fringe Benefits – These personnel costs accounted for approximately 68% of all the Authority operating expenses (excluding depreciation) in 2010. There was a 7% increase in this category and is primarily due to 3% cost of living adjustments, and a decrease in driving hours.

Services – These expenses are associated with work performed by outside consultants such as advertising, legal fees, custodial, maintenance, training, employee background checks, and drug testing. The expenses decreased \$8,914 (approximately 1%) from 2009 to 2010.

Fuel & Lubricants & Supplies – Overall, these expenses decreased approximately \$99,509 (approximately 9%). The Authority participated in a joint fuel procurement to leverage buying power. The base cost per gallon decreased 19% from 2009 to 2010. The Authority also maximized efficiency in route scheduling in order to offset fuel expenses.

PORTAGE AREA REGIONAL TRANSPORTATION AUTHORITY  
 MANAGEMENT'S DISCUSSION AND ANALYSIS  
 Year Ended December 31, 2010  
 (Unaudited)

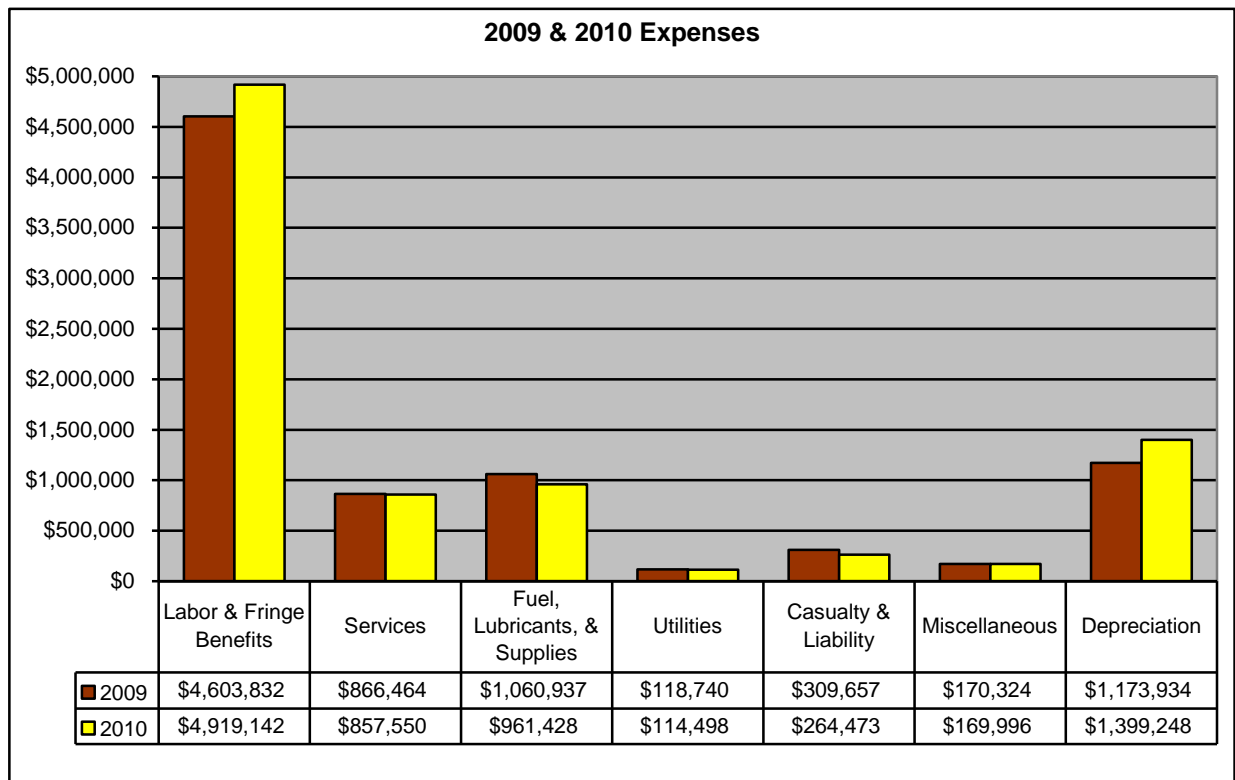
**Financial Analysis of the Authority (Cont'd)**

Utilities – These expenses include public utilities (i.e. gas, electric, phone, sewer, water), as well as satellite and cell phone. The utility expenses decreased approximately 4% as a result of a decrease in natural gas prices and changes to the Authority's phone services.

Casualty and Liability – The Authority belongs to an insurance pool of 11 transit agencies and premiums are based on an annual actuarial study and allocation done by the Ohio Transit Risk Pool. This expense decreased by 15% in 2010 as a result of our pool's overall good safety record.

Miscellaneous – This category includes advertising & promotions, dues & subscriptions, travel & meetings, and other miscellaneous expenses. There was virtually no change to this category in 2010.

Depreciation – This category includes depreciation on all capital assets, except land. The 19% increase in 2010 is directly related to the increase in capital assets, which included buses, cameras, computers, and expenditures associated with the Kent Central Gateway project.



PORTAGE AREA REGIONAL TRANSPORTATION AUTHORITY  
 MANAGEMENT'S DISCUSSION AND ANALYSIS  
 Year Ended December 31, 2010  
 (Unaudited)

**Financial Analysis of the Authority (Cont'd)**

Operations – These are expenses directly related to the operation of revenue vehicles. Included are wages and fringe benefits of operators, dispatchers, customer service, as well as diesel fuel and security costs.

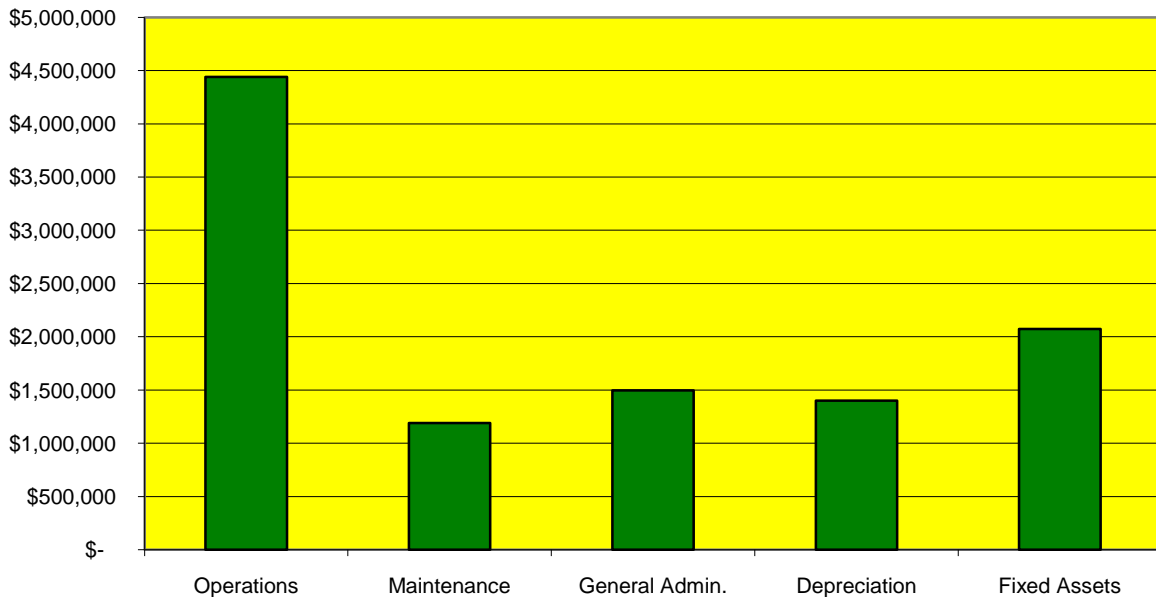
Maintenance – The expenses included in this category are vehicle and facility maintenance labor costs, fringe benefits, and materials and supplies.

General Administration – The expenses included in this category are administrative personnel labor and fringe benefits, as well as public liability and property damage insurance, professional services, advertising fees and office supplies.

**2010 EXPENSES BY FUNCTION**

Operations	\$ 4,371,147	36%
Maintenance	\$ 1,216,717	10%
General Administration	\$ 1,699,222	14%
Depreciation	\$ 1,399,248	11%
Fixed Assets	<u>\$ 3,573,749</u>	29%
TOTAL	\$ 12,258,084	100%

**2010 EXPENSES BY FUNCTION**





PORTAGE AREA REGIONAL TRANSPORTATION AUTHORITY  
MANAGEMENT'S DISCUSSION AND ANALYSIS  
Year Ended December 31, 2010  
(Unaudited)

**Condensed Summary of Cash Flows**

Net cash used for operating activities decreased as a result of increased payments to vendors. Net cash provided by non-capital financing activities increased as a result of the increase in sales tax revenue received. Net cash used in capital and related financing activities increased as a result of an increase in capital projects and capital grant funds. Net cash provided by investing activities decreased as a result of the decline in the interest rates. Closing Cash & Cash Equivalents increased as a result of the overall increases from the other activities.

CASH FLOWS FROM OPERATING ACTIVITIES:	<u>2010</u>	<u>2009</u>	<u>2008</u>
Cash Received from customers	\$2,657,309	\$2,574,154	\$2,810,326
Cash payments to suppliers for goods and services	(3,052,564)	(2,149,834)	(2,440,608)
Cash payments to employees for services	<u>(4,895,996)</u>	<u>(4,876,809)</u>	<u>(4,661,172)</u>
Net cash used in operating activities	(5,291,251)	(4,452,489)	(4,291,454)
CASH FLOWS FROM NONCAPITAL FINANCING ACTIVITIES:			
Sales taxes received	4,147,713	3,645,201	3,850,049
Operating grants received	1,657,498	974,406	960,303
Other	<u>54,052</u>	<u>199,529</u>	<u>65,905</u>
Net cash provided by non-capital financing activities	5,859,263	4,819,136	4,876,257
CASH FLOWS FROM CAPITAL AND RELATED FINANCING ACTIVITIES:			
Capital grants received	3,238,905	1,339,512	1,254,906
Acquisition of fixed assets	<u>(3,573,749)</u>	<u>(2,078,179)</u>	<u>(1,752,969)</u>
Net cash used in capital and related financing activities	(334,844)	(738,667)	(498,063)
CASH FLOWS FROM INVESTING ACTIVITIES:			
Interest received from investments	<u>1,077</u>	<u>2,497</u>	<u>25,885</u>
Net cash provided by investing activities	<u>1,077</u>	<u>2,497</u>	<u>25,885</u>
NET CHANGE IN CASH AND CASH EQUIVALENTS	234,245	369,523	112,625
CASH AND CASH EQUIVALENTS, BEGINNING OF YEAR	<u>963,723</u>	<u>1,333,246</u>	<u>1,220,621</u>
CASH AND CASH EQUIVALENTS, END OF YEAR	<u>\$1,197,968</u>	<u>\$963,723</u>	<u>\$1,333,246</u>

PORTAGE AREA REGIONAL TRANSPORTATION AUTHORITY  
MANAGEMENT'S DISCUSSION AND ANALYSIS  
Year Ended December 31, 2010  
(Unaudited)

**Capital Assets**

The Authority's investment in capital assets amounts to approximately \$11 million, net of accumulated depreciation as of December 31, 2010, an increase of \$2 million (24%). Capital assets include land and land improvements, revenue producing and service equipment, buildings and structures, shop equipment, office furnishings, and computer equipment. The Authority disposed of capital equipment, which had reached its useful life, and had a book value of \$385,383. The Authority was one of fifty-one grantees in the United States awarded a Transportation Investments Generating Economic Recovery (TIGER) Grant. \$20 million was awarded to purchase land and construct a multimodal transit facility in downtown Kent.

**Future Outlook**

The passage of a permanent .25% sales & use tax in Portage County provides the continuing funding source to stabilize the Authority's future. With the growth in the past few years, the Authority has reached a point where the stabilization of current transportation patterns will be maintained. There is a concern for continuously rising costs for fuel and insurance. The continued goal of the Authority will be to improve the efficiency and on-time performance of our service.

The award of the TIGER grant to construct the Kent Central Gateway multimodal transit facility will be the catalyst for an accessible downtown experience. Creating a transit-oriented, walkable, vibrant downtown will provide economic development and increase the livability of the area for residents and students. The Kent Central Gateway will include transit bus bays, bicycle amenities, and 18,000 square feet of potential retail, restaurant, and office space along Erie Street. In addition, private developers have partnered with PARTA, City of Kent, and Kent State University to plan for revitalization of downtown around the Kent Central Gateway multimodal facility.

**Request for Information**

This financial report is designed to provide a general overview of the Authority's finances for those with an interest in its finances. Questions concerning any of the information in this report or request for additional financial information should be addressed to the Director of Finance, Portage Area Regional Transportation Authority, 2000 Summit Rd., Kent, OH 44240.

**PORTAGE AREA REGIONAL TRANSPORTATION AUTHORITY**  
**STATEMENT OF NET ASSETS**  
**DECEMBER 31, 2010**  
**(With comparative totals for December 31, 2009)**

	2010	2009
<b><u>ASSETS</u></b>		
<u>Current Assets</u>		
Cash and Cash Equivalents	\$ 583,823	\$ 519,961
Receivables:		
Accounts	167,288	213,699
Operating Grants	10,013	-
Accrued Sales Tax	644,737	583,178
Prepaid Expenses	209,762	54,265
Materials & Supplies Inventory	239,788	235,361
	1,855,411	1,606,464
<u>Restricted Assets</u>		
Restricted Cash	614,145	443,762
	614,145	443,762
<u>Total Restricted Assets</u>		
Capital Assets (Net of Accumulated Depreciation)	11,175,961	9,001,460
	11,175,961	9,001,460
<b>TOTAL ASSETS</b>	<b>\$ 13,645,517</b>	<b>\$ 11,051,686</b>
 <b><u>LIABILITIES</u></b>		
Accounts Payable	\$ 55,858	\$ 509,602
Sales Tax Fees Payable	6,512	5,891
Accrued Payroll and Benefits	279,594	256,448
Unearned Revenue	188,522	111,069
	530,486	883,010
Total Liabilities	\$ 530,486	\$ 883,010
 <b><u>NET ASSETS</u></b>		
Invested in Capital Assets	\$ 11,175,961	\$ 9,001,460
Restricted For Capital Assets	614,145	443,762
Unrestricted	1,324,925	723,454
	13,115,031	10,168,676
<b>TOTAL NET ASSETS</b>	<b>\$ 13,115,031</b>	<b>\$ 10,168,676</b>

*The notes to the financial statements are an integral part of these statements.*

**PORTAGE AREA REGIONAL TRANSPORTATION AUTHORITY**  
**STATEMENT OF REVENUES, EXPENSES, AND CHANGES IN FUND NET ASSETS**  
**FOR THE YEAR ENDED DECEMBER 31, 2010**  
(With comparative totals for the year ended December 31, 2009)

	2010	2009
<b><u>OPERATING REVENUES:</u></b>		
Contract Services	\$ 2,368,323	\$ 2,515,585
Passenger Fares for Transit Services	242,575	230,105
	2,610,898	2,745,690
<b>TOTAL OPERATING REVENUES</b>		
<b><u>OPERATING EXPENSES:</u></b>		
Labor and Fringe Benefits	\$ 4,919,142	\$ 4,603,832
Services	857,550	866,464
Fuel, Materials and Supplies	961,428	1,060,937
Utilities	114,498	118,740
Casualty and Liability Insurance	264,473	309,657
Miscellaneous	169,996	170,324
Depreciation	1,399,248	1,173,934
	8,686,335	8,303,888
<b>TOTAL OPERATING EXPENSES</b>		
Operating Income (Loss)	(6,075,437)	(5,558,198)
<b><u>NON-OPERATING REVENUES:</u></b>		
Federal Grants and Reimbursements	\$ 967,758	\$ 648,177
State Grants, Reimbursements and Special Fare Assistance	699,753	326,229
Sales Tax	4,015,638	3,645,201
Interest Income	1,077	2,497
Sale of Capital Assets	44,609	-
Other	54,052	196,172
	5,782,887	4,818,276
<b>TOTAL NON-OPERATING REVENUES</b>		
<b>Net Income (Loss) Before Capital Contributions</b>	(292,550)	(739,922)
Capital Contributions	\$ 3,238,905	\$ 1,339,512
<b>Changes in Net Assets</b>	2,946,355	599,590
Net Assets (Deficit) Beginning of Year	\$ 10,168,676	\$ 9,569,086
Net Assets (Deficit) End of Year	\$ 13,115,031	\$ 10,168,676

*The notes to the financial statements are an integral part of these statements.*

**PORTAGE AREA REGIONAL TRANSPORTATION AUTHORITY**  
**STATEMENT OF CASH FLOWS**  
**FOR THE YEAR ENDED DECEMBER 31, 2010**  
**(With comparative totals for the year ended December 31, 2009)**

	2010	2009
<b>Increase (Decrease) in Cash and Cash Equivalents</b>		
<b>Cash Flows from Operating Activities</b>		
Cash Received from Customers	\$ 2,657,309	\$ 2,574,154
Cash Payments to Employees for Services	(4,895,996)	(4,876,809)
Cash Payments for Goods and Services	(3,052,564)	(2,149,834)
	(5,291,251)	(4,452,489)
<b>Net Cash Provided by (Used in) Operating Activities</b>		
<b>Cash Flows from Noncapital Financing Activities</b>		
Sales Taxes Received	\$ 4,147,713	\$ 3,645,201
Operating Grants Received	1,657,498	974,406
Other	54,052	199,529
	5,859,263	4,819,136
<b>Net Cash Provided by (Used by) Noncapital Financing Activities</b>		
<b>Cash Flows from Capital Financing Activities</b>		
Capital Grants Received	\$ 3,238,905	\$ 1,339,512
Acquisition of Capital Assets	(3,573,749)	(2,078,179)
	(334,844)	(738,667)
<b>Net Cash Provided by (Used by) Capital Financing Activities</b>		
<b>Cash Flows from Investing Activities</b>		
Interest on Investments	\$ 1,077	\$ 2,497
	1,077	2,497
<b>Net Cash Provided by (Used by) Investing Activities</b>		
<b>Net Increase (Decrease) in Cash and Cash Equivalents</b>	234,245	(369,523)
<b>Cash and Cash Equivalents Beginning of Year</b>	\$ 963,723	\$ 1,333,246
<b>Cash and Cash Equivalents End of Year</b>	\$ 1,197,968	\$ 963,723
<b>Reconciliation of Operating Loss to Net Cash Provided by (Used in) Operating Activities</b>		
<b>Operating Income (Loss)</b>	\$ (6,075,437)	\$ (5,558,198)
Adjustments:		
Depreciation	1,399,248	1,173,934
(Increase) Decrease in Assets:		
Accounts Receivable	46,411	(171,536)
Operating Grants	(10,013)	-
Accrued Sales Tax	(61,559)	(11,842)
Prepaid Expenses	(155,497)	(14,818)
Materials & Supplies Inventory	(4,427)	35,148
Increase (Decrease) in Liabilities:		
Accounts Payable	(453,744)	74,880
Sales Tax Fees Payable	621	120
Accrued Wages and Benefits	23,146	19,823
	784,186	1,105,709
<b>Total Adjustments</b>		
<b>Net Cash Provided by (Used in) Operating Activities</b>	\$ (5,291,251)	\$ (4,452,489)

The notes to the financial statements are an integral part of these statements.

**PORTAGE AREA REGIONAL TRANSPORTATION AUTHORITY**  
**Notes to the Basic Financial Statements**  
**For the Year Ended December 31, 2010**

1. ORGANIZATION AND SIGNIFICANT ACCOUNTING POLICIES

A. ORGANIZATION

Portage Area Regional Transportation Authority (the Authority) was created pursuant to Section 306.01 through 306.13 of the Ohio Revised Code for the purpose of providing public transportation in Portage County, Ohio. As a political subdivision, it is distinct from and is not an agency of, the State of Ohio or any other local government unit. The Authority is not subject to federal or state income taxes.

Through May 1993, Portage Area Regional Transportation Authority acted as a pass-through agency to the Kent State University Campus Bus Service, which operated virtually all mass transportation service for the Kent/Ravenna area. In 1993, the Authority commenced directly providing fixed route and demand response service in the Kent/Ravenna area. The Federal Transportation Administration and the Ohio Department of Transportation provide financial assistance and make grants directly to the Authority for operations and acquisition of property and equipment.

Under Ohio law, the Authority is authorized to levy a sale and use tax for transit purposes, including both capital improvement and operating expenses, at the rate of .25 percent, .5 percent, 1 percent, or 1.5 percent if approved by a majority of the electors residing within the territorial boundaries of the Authority. Such a sales and use tax is in addition to the sales and use taxes levied by the State of Ohio and Portage County. On November 8, 2005 the Portage County Voters elected to pass a continuous sales and use tax of one quarter of one percent (.25%).

Management believes the financial statements included in this report represent all of the funds of the Authority, over which the Authority has the ability to exercise direct operating control.

B. REPORTING ENTITY

In evaluating how to define the Authority for financial reporting purposes, management has considered all agencies, departments and organizations making up the Portage Area Regional Transportation Authority (the primary government) and its potential component units consistent with Governmental Accounting Standards Board Statement No. 14, "The Financial Reporting Entity." The Authority has no component units. These conclusions regarding the financial reporting entity are based on the concept of financial accountability. The Authority is not financially accountable for any other organizations.

**PORTAGE AREA REGIONAL TRANSPORTATION AUTHORITY**

**Notes to the Basic Financial Statements**

**For the Year Ended December 31, 2010**

**C. BASIS OF ACCOUNTING**

The Authority follows the accrual basis of accounting, whereby revenues and expenses are recognized in the period earned or incurred. The measurement focus is on determination of net income, financial position, and cash flows. All transactions are accounted for in a single enterprise fund.

In accordance with Statement No. 20 of the *Governmental Accounting Standards Board Accounting and Financial Reporting for Proprietary Funds and Other Governmental Entities that Use Proprietary Fund Accounting*, the Authority has elected not to apply the provisions of the statements and interpretations of the Financial Accounting Standards Board issued after November 30, 1989. The Authority will continue applying all applicable pronouncements issued by the Governmental Accounting Standards Board.

**D. CASH AND CASH EQUIVALENTS**

The Authority considers highly liquid investments, with an original maturity of three months or less, to be cash equivalents. Investment procedures are restricted by the provisions of the Ohio Revised Code.

**E. RESTRICTED ASSETS**

Restricted Assets are designated annually. These assets are the Authority's required local match for the future purchase of capital assets.

**F. PROPERTY, FACILITIES AND EQUIPMENT**

Property, facilities and equipment are stated at historical cost. The costs of normal maintenance and repairs are charged to operations as incurred.

Depreciation is computed using the straight-line method over the estimated useful lives of the individual assets (3 to 40 years).

**G. MATERIALS AND SUPPLIES**

Materials and supplies are stated at the lower of cost or market. Cost is determined on the first-in, first-out (FIFO) basis. The costs of inventory items are recorded as expenses when used.

**H. ACCUMULATED UNPAID VACATION AND PERSONAL LEAVE**

Employees of the Authority are permitted to carry over year-end vacation and personal/sick leave balances at various rates under the Authority's policy.

**PORTAGE AREA REGIONAL TRANSPORTATION AUTHORITY**  
**Notes to the Basic Financial Statements**  
**For the Year Ended December 31, 2010**

I. GRANTS

Grants are recognized as nonoperating revenues in the accounting period in which they are earned and become measurable.

J. BUDGETARY ACCOUNTING CONTROL

The Authority's annual budget is prepared on the accrual basis of accounting as permitted by law. The Authority maintains control by not permitting total expenditures to exceed appropriations without approval of the Board.

K. USE OF ESTIMATES

The accounting and reporting policies of the Authority conform to accounting principles generally accepted in the United States of America (GAAP). The preparation of financial statements in conformity with GAAP requires management to make estimates and assumptions that affect the reported amounts of assets and liabilities and disclosure of contingent assets and liabilities at the date of the financial statements and the reported amounts of revenue and expenses during the reporting period. Actual results could differ from those estimates.

L. NET ASSETS

Equity is displayed in three components as follows:

**Invested in Capital assets** – This consists of capital assets, net of accumulated depreciation, less the outstanding balances of any bonds, notes, or other borrowings that are attributable to the acquisition, construction, or improvement of those assets.

**Restricted** – This consists of net assets that are legally restricted by outside parties or by law through constitutional provisions or enabling legislation. The Authority has restricted net assets for capital assets at December 31, 2010.

**Unrestricted** – This consists of net assets that do not meet the definition of “restricted” or “invested in capital assets”.



**PORTAGE AREA REGIONAL TRANSPORTATION AUTHORITY**  
**Notes to the Basic Financial Statements**  
**For the Year Ended December 31, 2010**

**M. NONEXCHANGE TRANSACTIONS**

Nonexchange transactions, in which the Authority receives value without directly giving equal value in return, primarily include grants for operating assistance as well as the acquisition of property, facilities and equipment. Substantially all of the Authority's grants are reimbursement-type grants, which are recorded as revenue in the period the related expenditures are incurred. Any grants received in advance of the period in which the related expenditures are incurred, are recorded as restricted assets and as unearned revenue.

**N. CLASSIFICATION OF REVENUES**

The Authority has classified its revenues as either operating or nonoperating. Operating revenue includes activities that have the characteristics of exchange transactions including passenger fares and contract services. Nonoperating revenue includes activities that have the characteristics of nonexchange transactions, such as sales tax proceeds and most federal, state, and local grants and contracts.

**2. CASH AND INVESTMENTS**

The investment and deposit of Authority monies are governed by the provisions of the Ohio Revised Code. In accordance with these statutes, only banks located in Ohio and domestic building and loan associations are eligible to hold public deposits. The statutes also permit the Authority to invest its monies in certificates of deposit, commercial paper, savings accounts, money market accounts, the State Treasurer's Asset Reserve investment pool (STAR Ohio) and obligations of the United States government or certain agencies thereof. The Authority may also enter into repurchase agreements with any eligible depository or any eligible dealer who is a member of the National Association of Securities Dealers for a period not exceeding thirty days. The Authority is prohibited from investing in any financial instrument, contract, or obligation whose value or return is based upon or linked to another asset or index, or both, separate from the financial instrument, contract, or obligation itself (commonly known as a derivative). The Authority is also prohibited from investing in reverse repurchase agreements.

**PORTAGE AREA REGIONAL TRANSPORTATION AUTHORITY**  
**Notes to the Basic Financial Statements**  
**For the Year Ended December 31, 2010**

2. CASH AND INVESTMENTS – (Continued)

*Custodial Credit Risk* is the risk that, in the event of a bank failure, the Authority's deposits may not be returned. Public depositories must give security for all public funds on deposit. These institutions may either specifically collateralize individual accounts in lieu of amounts insured by the Federal Deposit Insurance Corporation (FDIC), or may pledge a pool of government securities valued at least 105% of the total value of public monies on deposit at the institution. Repurchase agreements must be secured by the specific government securities upon which the repurchase agreements are based. These securities must be obligations of or guaranteed by the United States and must mature or be redeemable within five years of the date of the related repurchase agreement. The market value of the securities, subject to a repurchase agreement, must exceed the value of the principal by 2% and be marked to market daily.

*Deposits:* At fiscal year end, the carrying amount of the Authority's deposits (excluding change funds of \$500) was \$519,542 and the bank balance was \$732,504. Of the bank balance, \$250,000 was covered by federal depository insurance, with the excess balances collateralized by a pool of securities maintained by the Authority's financial institution but not in the name of the authority.

*Investments:* Interest Rate Risk- The Ohio Revised Code generally limits security purchases to those that mature within five years of the settlement date. It is the Authority's policy to evaluate market conditions, interest rate forecasts, and cash flow requirements to consider the term of an investment, with the goal being to buy where relative value exists along the maturity spectrum.

Credit Risk- The Authority invested in STAR Ohio, with a year ending balance of \$677,926. This is rated AAA by Moody's. STAR Ohio is an investment pool managed by the State Treasurer's Office which allows governments within the State to pool their funds for investment purposes. STAR Ohio is not registered with the SEC as an investment company, but does operate in a manner consistent with Rule 2a7 of the Investment Company Act of 1940. Investments in STAR Ohio are valued at STAR Ohio's share price, which is the price the investment could be sold for on December 31, 2010. The investment in STAR Ohio is a direct contractual relationship and the investments are not supported by a transferable instrument that evidences ownership or creditorship.

Concentration of Credit Risk- The Authority's investment policy is to be diversified in its holding of investments by avoiding concentrations of specific users. During the year, the Authority's investments were in STAR Ohio. These investments were secured within pledged collateral held and in the name of the pledging institution, in which the investments are held.

Interest revenue during fiscal year 2010 amounted to \$1,077.

**PORTAGE AREA REGIONAL TRANSPORTATION AUTHORITY**  
**Notes to the Basic Financial Statements**  
**For the Year Ended December 31, 2010**

3. DEFINED BENEFIT PENSION PLAN

The employees of the Authority are covered by the Ohio Public Employees Retirement System (OPERS). The State of Ohio accounts for the activities of the retirement system and the amounts of these funds are not reflected in the accompanying financial statements.

OPERS administers three separate pension plans; The Traditional Pension Plan, the Member-Directed Plan, and the Combined Plan. The Traditional plan is a cost sharing, multiple-employer defined benefit plan. The Member-Directed Plan is a defined contribution plan in which the member invests both member and employer contributions (employer contributions vest over five years at 20% per year). Under the Member-Directed Plan, members accumulate retirement assets equal to the value of member and (vested) employer contributions, plus any investment earnings. The Combined Plan is a cost sharing, multiple-employer defined pension plan. Under the Combined Plan, OPERS invests employer contributions to provide a formula retirement benefit similar in nature to the Traditional Pension Plan benefit. Member contributions, the investment of which is self-directed by the members, accumulate retirement assets in a manner similar to the Member-Directed Plan. OPERS provides retirement and disability benefits, annual cost of living adjustments, and death benefits to plan members and beneficiaries. Authority to establish and amend benefits is provided by state statute per Chapter 145 of the Ohio Revised Code. OPERS issues a stand-alone financial report. Interested parties may obtain a copy by making a written request to 277 East Town Street, Columbus, Ohio 43215-4642, or by calling (614) 222-6701 or (800) 222-7377.

The Ohio Revised Code provides statutory authority for employee and employer contributions. The employee contribution rates are 10% of covered payroll for employees. For local government employer units the rate was 14% of covered payroll. The Authority's contributions for the years ending December 31, 2010, 2009, and 2008 were \$468,765, \$515,247, and \$467,446, respectively, equal to the required contributions for each year.

**PORTAGE AREA REGIONAL TRANSPORTATION AUTHORITY**  
**Notes to the Basic Financial Statements**  
**For the Year Ended December 31, 2010**

4. POST EMPLOYMENT BENEFITS

Ohio Public Employees Retirement System (OPERS) administers three separate pension plans: The Traditional Pension Plan—a cost-sharing, multiple-employer defined benefit pension plan; the Member-Directed Plan—a defined contribution plan; and the Combined Plan—a cost sharing, multiple-employer defined benefit pension plan that has elements of both a defined benefit and defined contribution plan.

OPERS maintains a cost-sharing multiple employer defined benefit post-employment healthcare plan, which includes a medical plan, prescription drug program and Medicare Part B premium reimbursement, to qualifying members of both the Traditional Pension and the Combined Plans. Members of the Member-Directed Plan do not qualify for ancillary benefits, including post-employment health care coverage. In order to qualify for post-employment health care coverage, age-and-service retirees under the Traditional Pension and Combined Plans must have 10 or more years of qualifying Ohio service credit. Health care coverage for disability benefit recipients and qualified survivor benefit recipients is available. The health care coverage provided by OPERS meets the definition of an Other Post Employment Benefit (OPEB) as described in GASB Statement 45.

The Ohio Revised Code permits, but does not mandate, OPERS to provide OPEB benefits to its eligible members and beneficiaries. Authority to establish and amend benefits is provided in Chapter 145 of the Ohio Revised Code. OPERS issues a stand-alone financial report. Interested parties may obtain a copy by writing OPERS, 277 East Town Street, Columbus OH 43215-4642, or by calling 614-222-5601 or 800-222-7377.

The Ohio Revised Code provides the statutory authority requiring public employers to fund post retirement health care through their contributions to OPERS. A portion of each employer's contribution to OPERS is set aside for the funding of post retirement health care benefits.

Employer contribution rates are expressed as a percentage of the covered payroll of active members. In 2010, state and local employers contributed at a rate of 14.00% of covered payroll. The Ohio Revised Code currently limits the employer contribution to a rate not to exceed 14.0% of covered payroll for state and local employer units. Active members do not make contributions to the OPEB Plan.

OPERS' Post Employment Health Care plan was established under, and is administrated in accordance with, Internal Revenue Code 401(h). Each year, the OPERS Board of Trustees determines the portion of the employer contribution rate that will be set aside for funding of post employment health care benefits. The portion of employer contributions allocated to health care for members in the Traditional Plan was 5.5% from January 1 through February 28, 2010 and 5.0% from March 1 through December 31, 2010. The portion of employer contributions allocated to health care for members in the Combined Plan was 4.73% from January 1 through February 28, 2010, and 4.23% from March 1 through December 31,

**PORTAGE AREA REGIONAL TRANSPORTATION AUTHORITY**  
**Notes to the Basic Financial Statements**  
**For the Year Ended December 31, 2010**

4. POST EMPLOYMENT BENEFITS – (Continued)

2010. The OPERS Board of Trustees is also authorized to establish rules for the payment of a portion of the health care benefits provided, by the retiree or their surviving beneficiaries. Payment amounts vary depending on the number of covered dependents and the coverage selected. The Authority's contributions for post-employment benefits were \$167,396 for the year ended December 31, 2010.

The Health Care Preservation Plan (HCPP) adopted by the OPERS Retirement Board on September 9, 2004, was effective January 1, 2007. Member and employer contribution rates for state and local employers increased on January 1 of each year from 2006 to 2008. Rates for law and public safety employers increased over a six year period beginning on January 1, 2006, with a final rate increase on January 1, 2011. These rate increases allowed additional funds to be allocated to the health care plan.

5. OTHER EMPLOYEE BENEFITS

Compensated Absences - Employees of the Authority earn vacation and sick leave at various rates under the Authority policy. In case of death, termination or retirement, an employee (or his estate) is paid for portions of these benefits. The Authority records a liability for vacation, holiday and sick hours earned but not used at year-end at the employee's current wage rate. The Authority's obligation for this amount at December 31, 2010 was \$148,945.

6. RISK MANAGEMENT

The Authority is a member of the Ohio Transit Risk Pool (OTRP), formerly the Ohio Transit Insurance Pool (OTIP), a self-insurance pool created under Chapter 2744 of the Ohio Revised Code. Under this plan, the Authority receives property and casualty loss coverage in exchange for premiums paid. OTRP self-insures the first \$250,000 of any qualified property loss and the first \$1,000,000 of any qualified casualty loss subject to a \$1,000 per loss deductible. Per occurrence, reinsurance coverage is maintained by OTRP equal to approximately \$200,000,000 for qualified property losses and \$7,500,000 for qualified casualty losses. Any underfunding of the plan's liabilities is shared pro-rata by the members based on pool contribution factors comprised of: population, full-time employees, vehicles, property values, budget, claims history times two and net operating expenses.

The Authority continues to carry commercial insurance for all other risks of loss, including workers' compensation and employee health and accident insurance. Settled claims resulting from these risks have not exceeded commercial insurance coverage in any of the past three years. The Authority has the following insurance coverage: Comprehensive General Liability, Automobile Liability, Errors and Omissions, and Employee Benefits Liability. There has not been a reduction in coverage from the prior year and claims have not exceeded the coverage in any of the past three years. The Authority pays the State Worker's Compensation System a premium based on a rate per \$100 of salaries.

**PORTAGE AREA REGIONAL TRANSPORTATION AUTHORITY**  
**Notes to the Basic Financial Statements**  
**For the Year Ended December 31, 2010**

7. PROPERTY, FACILITIES AND EQUIPMENT

Capital asset activity for the year ended December 31, 2010 is as follows:

Description	Balance January 1, 2010	Additions	Deletions	Balance December 31, 2010
Capital assets not being depreciated:				
Land	\$ 160,000	1,501,550	-	\$ 1,661,550
Capital assets being depreciated:				
Building and building improvements	4,628,200	\$ 1,526,900	\$ -	6,155,100
Transportation equipment	9,140,520	448,900	(383,628)	9,205,792
Computers and software	1,198,415	91,322	-	1,289,737
Other equipment	452,299	5,077	(1,755)	455,621
Total capital assets being depreciated	15,419,434	2,072,199	(385,383)	17,106,250
Less accumulated depreciation:				
Building and building improvements	(1,770,143)	(208,614)	-	(1,978,757)
Transportation equipment	(3,903,941)	(997,136)	383,628	(4,517,449)
Computers and software	(628,927)	(162,755)	-	(791,682)
Other equipment	(274,963)	(30,743)	1,755	(303,951)
Total accumulated depreciation	(6,577,974)	(1,399,248)	385,383	(7,591,839)
Total capital assets being depreciated, net	8,841,460	672,951	-	9,514,411
Total capital asset, net	\$ 9,001,460	\$ 2,174,501	\$ -	\$ 11,175,961

**PORTAGE AREA REGIONAL TRANSPORTATION AUTHORITY**

**Notes to the Basic Financial Statements**

**For the Year Ended December 31, 2010**

8. CONTINGENCIES

The Authority received financial assistance from federal and state agencies in the form of grants. The disbursement of funds received under these grants requires compliance with terms and conditions specified in the grant agreements. These grants are subject to audit by the grantor agencies and disallowed claims resulting from these audits could become a liability of the Authority.

9. SUBSEQUENT EVENTS/PENDING LITIGATION

Management believes there are no pending claims or lawsuits.

**Portage Area Regional Transportation Authority**

Schedule of Federal Awards Expenditures

For the Year Ended December 31, 2010

Federal Grantor/Pass Through Grantor Program Title	Grant Number	CFDA Number	Program Expenditures
<b><u>U.S. Department of Transportation</u></b>			
<b>Direct Programs:</b>			
Federal Transit Cluster:			
Urbanized Area Formula Program	OH-90-X596	20.507	\$ 6,969
	OH-90-X645	20.507	74,669
	OH-90-X684	20.507	877,649
ARRA - Urbanized Area Formula Program	ARRA-OH-96-X024	20.507	489,805
Capital Investment Grant	OH-04-X049	20.500	<u>900,019</u>
Total Federal Transit Cluster			2,349,111
ARRA - Transportation Investment Generating Economic Recovery	ARRA-OH-78-X001	20.932	1,633,838
Job Access- Reverse commute	OH-37-X064	20.516	48,000
New Freedom Program	OH-57-X026	20.521	78,390
Transit Planning and Research	OH-26-7249	20.514	97,324
<b>Passed through the Ohio Department of Transportation:</b>			
Fuel Biodiesel Initiative	E090(017)	20.205	421,063
Capital Assistance Program	OH-16-X002	20.513	<u>10,013</u>
<b>Total Federal Financial Assistance</b>			<b><u>\$ 4,637,739</u></b>

See accompanying Notes to the Schedule of Federal Awards Expenditures



***Portage Area Regional Transportation Authority***  
**Notes to the Schedule of Federal Awards Expenditures**  
**For the Year Ended December 31, 2010**

1. **General**

The accompanying schedule of federal awards expenditures is a summary of the activity of Portage Area Regional Transportation Authority's federal awards programs. The schedule has been prepared on the accrual basis of accounting.

**INDEPENDENT ACCOUNTANTS' REPORT ON INTERNAL CONTROL OVER FINANCIAL  
REPORTING AND ON COMPLIANCE AND OTHER MATTERS REQUIRED BY  
GOVERNMENT AUDITING STANDARDS**

Portage Area Regional Transportation Authority  
2000 Summit Road  
Kent, Ohio 44240

To the Board of Trustees:

We have audited the basic financial statements of the Portage Area Regional Transportation Authority, Ohio (the Authority) as of and for the year ended December 31, 2010, and have issued our report thereon dated February 29, 2012. We conducted our audit in accordance with auditing standards generally accepted in the United States of America and the standards applicable to financial audits contained in *Government Auditing Standards*, issued by the Comptroller General of the United States.

**Internal Controls Over Financial Reporting**

In planning and performing our audit, we considered the Authority's internal control over financial reporting as a basis for designing our auditing procedures for the purpose of expressing our opinions on the financial statements, but not for the purpose of expressing an opinion on the effectiveness of the Authority's internal control over financial reporting. Accordingly, we have not opined on the effectiveness of the Authority's internal control over financial reporting.

*A deficiency in internal control* exists when the design or operation of a control does not allow management or employees, when performing their assigned functions, to prevent, or detect and timely correct misstatements. *A material weakness* is a deficiency, or combination of internal control deficiencies resulting in more than a reasonable possibility that a material misstatement of the Authority's financial statements will not be prevented or detected and timely corrected.

Our consideration of internal control over financial reporting was for the limited purpose described in the first paragraph of this section and was not designed to identify all deficiencies in internal control over financial reporting that might be deficiencies, significant deficiencies or material weaknesses. We did not identify any deficiencies in internal control over financial reporting that we consider material weaknesses, as defined above.

## Compliance and Other Matters

As part of reasonably assuring whether the Authority's financial statements are free of material misstatement, we tested its compliance with certain provisions of laws, regulations, contracts, and grants agreements, noncompliance with which could directly and materially affect the determination of financial statement amounts. However, providing an opinion on compliance with those provisions was not an objective of our audit and, accordingly, we do not express such an opinion. The results of our tests disclosed no instances of noncompliance or other matters we must report under *Government Auditing Standards*.

We intend this report solely for the information and use of management, the audit committee, the Board of Trustees, federal awarding agencies and pass-through entities, and others within the Authority. We intend it for no one other than these specified parties.

*Charles E. Harris & Associates*

*Charles E. Harris & Associates, Inc.*  
February 29, 2012

**INDEPENDENT ACCOUNTANTS' REPORT ON COMPLIANCE WITH REQUIREMENTS APPLICABLE  
TO EACH MAJOR FEDERAL PROGRAM AND ON INTERNAL CONTROL OVER COMPLIANCE  
REQUIRED BY OMB CIRCULAR A-133**

Portage Area Regional Transportation Authority  
2000 Summit Road  
Kent, Ohio 44240

To the Board of Trustees:

**Compliance**

We have audited the compliance of the Portage Area Regional Transportation Authority, Ohio (the Authority) with the types of compliance requirements described in *U.S. Office of Management and Budget (OMB) Circular A-133 Compliance Supplement* that are applicable to its major federal programs for the year ended December 31, 2010. The Authority's major federal programs are identified in the summary of auditor's results section of the accompanying schedule of findings. Compliance with the requirements of laws, regulations, contracts and grants applicable to its major federal programs is the responsibility of the Authority's management. Our responsibility is to express an opinion on the Authority's compliance based on our audit.

We conducted our audit of compliance in accordance with auditing standards generally accepted in the United States of America; the standards applicable to financial audits contained in *Government Auditing Standards*, issued by the Comptroller General of the United States; and OMB Circular A-133, *Audits of States, Local Governments, and Non-Profit Organizations*. Those standards and OMB Circular A-133 require that we plan and perform the audit to obtain reasonable assurance about whether noncompliance with the types of compliance requirements referred to above that could have a direct and material effect on a major federal program occurred. An audit includes examining, on a test basis, evidence about the Authority's compliance with those requirements and performing such other procedures as we considered necessary in the circumstances. We believe that our audit provides a reasonable basis for our opinion. Our audit does not provide a legal determination on the Authority's compliance with those requirements.

In our opinion, the Authority complied, in all material respects, with the requirements referred to above that are applicable to its major federal programs for the year ended December 31, 2010.

**Internal Control Over Compliance**

The Authority's management is responsible for establishing and maintaining effective internal control over compliance with the requirements of laws, regulations, contracts, and grants applicable to federal programs. In planning and performing our audit, we considered the Authority's internal control over compliance with requirements that could directly and materially affect a major federal program in order to determine our auditing procedures for the purpose of opining on compliance in accordance with OMB Circular A-133, but not for the purpose of opining on the effectiveness of internal control over compliance. Accordingly, we have not opined on the effectiveness of the Authority's internal control over compliance.

***A deficiency in internal control over compliance*** exists when the design or operation of a control over compliance does not allow management or employees, when performing their assigned functions, to prevent, or to timely detect and correct, noncompliance with a federal program compliance requirement. ***A material weakness in internal control over compliance*** is a deficiency, or combination of deficiencies, in internal control over compliance, such that there is a reasonable possibility that material noncompliance with a federal program compliance requirement will not be prevented, or timely detected and corrected.

Our consideration of internal control over compliance was for the limited purpose described in the first paragraph of this section and would not necessarily identify all deficiencies in internal control over compliance that might be deficiencies, significant deficiencies or material weaknesses. We did not identify any deficiencies in internal control over compliance that we consider to be material weaknesses, as defined above.

This report replaces a previously issued report due to a major federal program being identified and added to the schedule of federal awards expenditures.

We intend this report solely for the information and use of the audit committee, management, the Board of Trustees, federal awarding agencies and pass-through entities. It is not intended for anyone other than these specified parties.

*Charles E. Harris & Associates*

***Charles E. Harris & Associates, Inc.***  
February 29, 2012

**SCHEDULE OF FINDINGS  
OMB CIRCULAR A-133 SECTION .505**

**PORTAGE AREA REGIONAL TRANSPORTATION AUTHORITY  
PORTAGE COUNTY  
DECEMBER 31, 2010**

**1. SUMMARY OF AUDITOR'S RESULTS**

(d)(1)(i)	<i>Type of Financial Statement Opinion</i>	Unqualified
(d)(1)(ii)	<i>Were there any material control weaknesses reported at the financial statement level (GAGAS)?</i>	No
(d)(1)(ii)	<i>Were there any significant deficiencies reported at the financial statement level (GAGAS)?</i>	No
(d)(1)(iii)	<i>Was there any reported material non-compliance at the financial statement level (GAGAS)?</i>	No
(d)(1)(iv)	<i>Were there any material internal control weaknesses reported for major federal programs?</i>	No
(d)(1)(iv)	<i>Were there any significant deficiencies reported for major federal programs?</i>	No
(d)(1)(v)	<i>Type of Major Programs' Compliance Opinion</i>	Unqualified
(d)(1)(vi)	<i>Are there any reportable findings under Section .510</i>	No
(d)(1)(vii)	<i>Major Programs:</i>	Federal Transit Administration Cluster: Capital Investment Grant CFDA# 20.500 Urbanized Area Formula Program #20.507 TIGER CFDA# 20.932 Biodiesel Fuel Initiative #20.205
(d)(1)(viii)	<i>Dollar Threshold: Type A\B Programs</i>	Type A: > \$300,000 Type B: all others
(d)(1)(ix)	<i>Low Risk Auditee?</i>	Yes

**SCHEDULE OF FINDINGS - (continued)**  
**OMB CIRCULAR A-133 SECTION .505**

**PORTAGE AREA REGIONAL TRANSPORTATION AUTHORITY**  
**PORTAGE COUNTY**  
**DECEMBER 31, 2010**

**2. FINDINGS RELATED TO THE FINANCIAL STATEMENTS  
REQUIRED TO BE REPORTED IN ACCORDANCE WITH GAGAS**

None.

**3. FINDINGS FOR FEDERAL AWARDS**

None.

**STATUS OF PRIOR AUDIT'S CITATIONS AND RECOMMENDATIONS**

The prior audit report, as of December 31, 2009, reported no material citations or recommendations.





# Dave Yost • Auditor of State

PORTAGE AREA REGIONAL TRANSPORTATION AUTHORITY

PORTAGE COUNTY

**CLERK'S CERTIFICATION**

This is a true and correct copy of the report which is required to be filed in the Office of the Auditor of State pursuant to Section 117.26, Revised Code, and which is filed in Columbus, Ohio.

*Susan Babbitt*

CLERK OF THE BUREAU

CERTIFIED  
MARCH 27, 2012