



Mary Taylor, CPA  
Auditor of State



**FOREST HILLS LOCAL SCHOOL DISTRICT  
HAMILTON COUNTY**

**TABLE OF CONTENTS**

<b>TITLE</b>	<b>PAGE</b>
Independent Accountant's Report.....	1
Management Discussion and Analysis .....	3
Basic Financial Statements:	
Government-wide Financial Statements:	
Statement of Net Assets June 30, 2008.....	14
Statement of Activities For the Fiscal Year Ended June 30, 2008.....	15
Fund Financial Statements:	
Balance Sheet – Governmental Funds June 30, 2008.....	16
Reconciliation of Total Governmental Fund Balances To Net Assets of Governmental Activities June 30, 2008.....	17
Statement of Revenues, Expenditures and Changes In Fund Balances - Governmental Funds For the Fiscal Year Ended June 30, 2008.....	18
Reconciliation of the Statement of Revenues, Expenditures And Changes in Fund Balances of Governmental Funds To the Statement of Activities For the Fiscal Year Ended June 30, 2008.....	19
Statement of Fiduciary Net Assets – Fiduciary Funds June 30, 2008.....	20
Statement of Changes in Fiduciary Net Assets Fiduciary Fund For the Year Ended June 30, 2008 .....	21
Notes to the Basic Financial Statements .....	22
Required Supplemental Information	
Statement of Revenues, Expenditures and Changes In Fund Balance – Budget (Non-GAAP Basis) And Actual – General Fund For the Fiscal Year Ended June 30, 2008.....	41
Notes to Required Supplemental Information.....	42
Schedule of Federal Awards Receipts and Expenditures.....	43
Notes to the Federal Awards Expenditures Schedule .....	44

**FOREST HILLS LOCAL SCHOOL DISTRICT  
HAMILTON COUNTY**

**TABLE OF CONTENTS  
(Continued)**

<b>TITLE</b>	<b>PAGE</b>
Independent Accountants' Report on Internal Control Over Financial Reporting and On Compliance and Other Matters Required by <i>Government Auditing Standards</i> .....	45
Independent Accountants' Report on Compliance With Requirements Applicable To Each Major Federal Program And Internal Control Over Compliance In Accordance With OMB Circular A-133 .....	47
Schedule of Findings.....	49



# Mary Taylor, CPA

## Auditor of State

### INDEPENDENT ACCOUNTANTS' REPORT

Forest Hills Local School District  
Hamilton County  
7550 Forest Road  
Cincinnati, Ohio 45255

To the Board of Education:

We have audited the accompanying financial statements of the governmental activities, the major fund, and the aggregate remaining fund information of the Forest Hills Local School District, Hamilton County, Ohio (the District), as of and for the year ended June 30, 2008, which collectively comprise the District's basic financial statements as listed in the table of contents. These financial statements are the responsibility of the District's management. Our responsibility is to express opinions on these financial statements based on our audit.

We conducted our audit in accordance with auditing standards generally accepted in the United States of America and the standards applicable to financial audits contained in the Comptroller General of the United States' *Government Auditing Standards*. Those standards require that we plan and perform the audit to reasonably assure whether the financial statements are free of material misstatement. An audit includes examining, on a test basis, evidence supporting the amounts and disclosures in the financial statements. An audit also includes assessing the accounting principles used and significant estimates made by management, as well as evaluating the overall financial statement presentation. We believe our audit provides a reasonable basis for our opinions.

In our opinion, the financial statements referred to above present fairly, in all material respects, the respective financial position of the governmental activities, the major fund, and the aggregate remaining fund information of the Forest Hills Local School District, Hamilton County, Ohio, as of June 30, 2008, and the respective changes in financial position for the year then ended in conformity with accounting principles generally accepted in the United States of America.

In accordance with *Government Auditing Standards*, we have also issued our report dated January 22, 2009, on our consideration of the District's internal control over financial reporting and our tests of its compliance with certain provisions of laws, regulations, contracts and grant agreements and other matters. While we did not opine on the internal control over financial reporting or on compliance, that report describes the scope of our testing of internal control over financial reporting and compliance and the results of that testing. That report is an integral part of an audit performed in accordance with *Government Auditing Standards*. You should read it in conjunction with this report in assessing the results of our audit.

Management's Discussion and Analysis and the budgetary comparison for the General Fund are not a required part of the basic financial statements but are supplementary information accounting principles generally accepted in the United States of America requires. We have applied certain limited procedures, consisting principally of inquiries of management regarding the methods of measuring and presenting the required supplementary information. However, we did not audit the information and express no opinion on it.

Corporate Centre of Blue Ash / 11117 Kenwood Rd. / Blue Ash, OH 45242  
Telephone: (513) 361-8550 (800) 368-7419 Fax: (513) 361-8577  
[www.auditor.state.oh.us](http://www.auditor.state.oh.us)

We conducted our audit to opine on the financial statements that collectively comprise the District's basic financial statements. The federal awards receipts and expenditures schedule is required by U.S. Office of Management and Budget Circular A-133, *Audits of States, Local Governments, and Non-Profit Organizations*, provides additional information and is not a required part of the basic financial statements. We subjected the federal awards receipts and expenditures schedule to the auditing procedures applied in the audit of the basic financial statements. In our opinion, this information is fairly stated in all material respects in relation to the basic financial statements taken as a whole.

A handwritten signature in black ink that reads "Mary Taylor". The signature is written in a cursive, flowing style.

**Mary Taylor, CPA**  
Auditor of State

January 22, 2009

## MANAGEMENT'S DISCUSSION AND ANALYSIS (Unaudited)

This discussion and analysis provides key information from management highlighting the overall financial performance of the Forest Hills Local School District for the year ended June 30, 2008. This is meant to be an easily readable summary of the most important financial information regarding the accompanying financial statements. Please read it in conjunction with the School District's financial statements.

### Financial Highlights

Major financial highlights for fiscal year 2008 are listed below:

- ✓ The assets of the School District exceeded its liabilities at year-end by \$46,224,743. Of this amount, \$25,069,571 may be used to meet the government's ongoing obligations to citizens and creditors.
- ✓ In total, net assets increased by \$2,129,067.
- ✓ The School District had \$79,222,401 in expenses related to governmental activities; only \$6,657,767 of these expenses were offset by program specific charges for services, grants or contributions. General revenue of \$74,693,701, made up primarily of property taxes and State Foundation payments, provided the funding for these programs.
- ✓ The General Fund balance increased by \$807,399 from \$23,235,555 at June 30, 2007 to \$24,042,954 at June 30, 2008.

### OVERVIEW OF THE FINANCIAL STATEMENTS

This discussion and analysis are intended to serve as an introduction to the School District's basic financial statements. The School District's basic financial statements comprise three components: 1) government-wide financial statements, 2) fund financial statements, and (3) notes to the financial statements. This report also contains other supplementary information in addition to the basic financial statements themselves.

**Government-wide financial statements.** The government-wide financial statements are designed to provide readers with a broad overview of the School District's finances in a manner similar to a private-sector business. The statement of net assets presents information on all of the School District's assets and liabilities, with the difference between the two reported as net assets. Over time, increases or decreases in net assets may serve as a useful indicator of whether the financial position of the School District is improving or deteriorating. The statement of activities presents information showing how the School District's net assets changed during the most recent fiscal year. All changes in net assets are reported as soon as the underlying event giving rise to the change occurs, regardless of the timing of related cash flows. Thus, revenues and expenses are reported in this statement for some items that will only result in cash flows in future fiscal years (e.g. uncollected taxes and earned but unused vacation leave).

**FOREST HILLS LOCAL SCHOOL DISTRICT**  
**Management's Discussion and Analysis**  
**Year Ended June 30, 2008**  
**Unaudited**

---

The governmental activities of the School District include instruction, support services (administration, operation and maintenance of plant), and non-instructional services including extracurricular activities and food services. The School District has no business-type activities.

**Fund financial statements.** A fund is a grouping of related accounts that is used to maintain control over resources that have been segregated for specific activities or objectives. The School District uses fund accounting to ensure and demonstrate compliance with finance-related legal requirements. All of the funds of the School District can be divided into two categories: governmental funds and fiduciary funds.

**Governmental funds.** Governmental funds are used to account for essentially the same functions reported as governmental activities in the government-wide financial statements. However, unlike the government-wide financial statements, governmental fund financial statements focus on near-term inflows and outflows of spendable resources, as well as on balances of spendable resources available at the end of the fiscal year. Such information may be useful in evaluating the School District's near-term financing requirements.

Because the focus of governmental funds is narrower than that of the government-wide financial statements, it is useful to compare the information presented for governmental funds with similar information presented for government activities in the government-wide financial statements. By doing so, readers may better understand the long-term impact of the government's near-term financing decisions. Both the governmental fund balance sheet and the governmental fund statement of revenues, expenditures, and changes in fund balances provide a reconciliation to facilitate this comparison between government funds and governmental activities.

The School District accounts for its activities using many individual funds. The most significant funds are reported in separate columns in the governmental fund financial statements. These statements provide detailed information about the individual major funds – unlike the government-wide financial statements, which report on the School District as a whole. Some funds are required to be established by State law. Also, the School District may also establish separate funds to show that it is meeting legal requirements for using grants or other money.

**Fiduciary funds.** Fiduciary funds are used to account for resources held for the benefit of parties outside the government. These funds are not reflected in the government-wide financial statements because the resources are not available to support the School District's own programs.

**Notes to the basic financial statements.** The notes provide additional information that is essential to understanding the data provided in the government-wide and fund financial statements.

**Other information.** In addition to the basic financial statements and accompanying notes, this report also contains required supplementary information concerning the General Fund budget.



**FOREST HILLS LOCAL SCHOOL DISTRICT**  
**Management's Discussion and Analysis**  
**Year Ended June 30, 2008**  
**Unaudited**

---

**GOVERNMENT-WIDE FINANCIAL ANALYSIS**

**A. Net assets at year-end**

The following table presents a condensed summary of the School District's overall financial position at June 30, 2008 and 2007:

		<b>Governmental Activities</b>	
		<b>FY08</b>	<b>FY07</b>
Current and other assets	\$	66,916,061	66,672,052
Capital assets		<u>31,331,422</u>	<u>31,404,206</u>
Total assets		<u>98,247,483</u>	<u>98,076,258</u>
Long-term liabilities		18,819,909	20,690,387
Other liabilities		<u>33,202,831</u>	<u>33,290,195</u>
Total liabilities		<u>52,022,740</u>	<u>53,980,582</u>
Net assets:			
Invested in capital assets, net of debt		15,086,422	13,659,206
Restricted:			
For capital projects		2,276,650	2,716,644
For debt service		2,414,946	2,434,171
Other purposes		608,619	567,599
Endowment:			
Expendable		57,884	42,111
Nonexpendable		710,651	710,651
Unrestricted		<u>25,069,571</u>	<u>23,965,294</u>
Total net assets	\$	<u>46,224,743</u>	<u>44,095,676</u>

A significant portion of the School District's net assets (33%) reflects its investment in capital assets. Capital assets are used to provide services to citizens and thus, these assets are not available for future spending. A portion of the School District's net assets (11%) represents resources that are subject to external restrictions on how they may be used. Unrestricted net assets may be used to meet the School District's ongoing obligations to citizens and creditors.

Current assets increased by approximately \$244,000. Cash increased about \$1.2 million but was partially offset by a decrease in taxes receivable of approximately \$750,000. Projected General Fund expenses were less than projected which caused the increase in cash. Capital assets declined about \$73,000 in FY08 due to current year depreciation expense slightly exceeding current year capital asset additions. Long-term liabilities declined \$1.9 million which is primarily due to scheduled bond payments.

**FOREST HILLS LOCAL SCHOOL DISTRICT**  
**Management's Discussion and Analysis**  
**Year Ended June 30, 2008**  
**Unaudited**

**B. Governmental Activities**

The following table presents a condensed summary of the School District's governmental activities during fiscal year 2008 and 2007 and the resulting change in net assets:

	<b>Governmental Activities</b>	
	<b>FY08</b>	<b>FY07</b>
<b>Revenues:</b>		
Program revenues:		
Charges for services and sales	\$ 3,134,062	2,858,350
Operating grants and contributions	3,427,635	3,286,066
Capital grants and contributions	96,070	87,926
Total program revenues	<u>6,657,767</u>	<u>6,232,342</u>
General revenues:		
Property taxes	41,435,578	40,314,679
Revenue in lieu of taxes	6,196,687	5,130,162
Grants and entitlements	25,005,348	23,223,358
Investment earnings	1,234,092	1,503,647
Miscellaneous	821,996	735,860
Total general revenues	<u>74,693,701</u>	<u>70,907,706</u>
<b>Total revenues</b>	<u>81,351,468</u>	<u>77,140,048</u>
<b>Expenses:</b>		
Instruction	45,127,267	42,514,531
Support services:		
Pupil	3,389,406	3,071,438
Instructional staff	7,042,523	6,371,724
Board of Education	45,353	47,529
Administration	5,235,361	4,866,014
Fiscal	1,227,981	1,092,314
Business	182,242	172,370
Operation and maintenance of plant	6,686,454	6,222,266
Pupil transportation	4,054,361	3,765,529
Central	519,800	499,581
Non-instructional services	3,031,849	3,080,971
Interest and fiscal charges	743,644	813,626
Food services	1,936,160	1,948,634
<b>Total expenses</b>	<u>79,222,401</u>	<u>74,466,527</u>
<b>Change in net assets</b>	\$ <u>2,129,067</u>	<u>2,673,521</u>

**FOREST HILLS LOCAL SCHOOL DISTRICT**  
**Management's Discussion and Analysis**  
**Year Ended June 30, 2008**  
**Unaudited**

---

Of the total governmental activities revenues of \$81,351,468, \$6,657,767 (8%) is from program revenue. This means that the government relies on general revenues to fund the majority of the cost of services provided to the citizens. Of those general revenues, 55% (\$41,435,578) comes from property tax levies and 33% (\$25,005,348) is from state funding. The School District's operations are reliant upon its property tax levy and the state's foundation program.

FY08 total revenue increased over \$4.2 million over FY07 (5.4% increase). Program revenues accounted for approximately 10% of the increase and general revenues accounted for approximately 90% of the increase. Program revenues increased over \$425,000 (6.8%) mainly due to program revenue from capital grants and contributions. Property Taxes increased \$1.1 million and Revenue In Lieu of Taxes increased \$1.0 million in FY08. These increases were primarily due to the passage of a 5.9 mil operating levy in May 2006 and the timing of tax bill mailings (which greatly impacts the amount available for advance as of June 30 which affects revenue recognition of taxes) by the county. Due to decreasing interest rates (average interest rate decreased from 5.23% in FY07 to 3.92% in FY08), the School District's investment earnings decreased 17.93% in FY08.

**Interest Rates**



FY08 total expenses increased over \$4.7 million over FY07 (6.3% increase). Instruction, Pupil Services and Instructional Staff services accounted for over \$3.6 million (75.7%) of the increase). The School District also experienced significant increases in utilities and diesel fuel expense.

**FOREST HILLS LOCAL SCHOOL DISTRICT**  
**Management's Discussion and Analysis**  
**Year Ended June 30, 2008**  
**Unaudited**

---

***Governmental Activities***

The following table presents the total cost of each of the government's primary services, and the comparative net cost after deducting the revenues generated by each function. Approximately 8% of the cost of the general government programs was recouped in program revenues. Instruction costs were \$45,127,267 but program revenue contributed to fund 4% of those costs. Thus, general revenues of \$43,251,987 were used to support of remainder of the instruction costs. The School District's Food Service operation continues to generate enough program revenue to substantially cover daily operating costs. The School District's governmental activities net assets increased by \$2,129,067.

<b>Governmental Activities</b>				
	<b>Total Cost of Services</b>	<b>Program Revenue</b>	<b>Revenues as a % of Total Costs</b>	<b>Net Cost of Services</b>
Instruction	\$ 45,127,267	1,875,280	4%	43,251,987
Support services	28,383,481	1,211,616	4%	27,171,865
Non-instructional services	3,031,849	1,566,930	52%	1,464,919
Food services	1,936,160	2,003,941	104%	(67,781)
Interest and fiscal charges	<u>743,644</u>	<u>-</u>	0%	<u>743,644</u>
<b>Total</b>	<b>\$ <u>79,222,401</u></b>	<b><u>6,657,767</u></b>	<b><u>8%</u></b>	<b><u>72,564,634</u></b>

**FINANCIAL ANALYSIS OF THE SCHOOL DISTRICT'S GENERAL FUND**

**Governmental funds**

The focus of the School District's governmental funds is to provide information on near-term inflows, outflows, and balances of spendable resources. Such information is useful in assessing the School District's financing requirements. In particular, unreserved fund balance may serve as a useful measure of a government's net resources available for spending at the end of the fiscal year. The School District has one major governmental fund: the General Fund. Assets of this fund comprise \$57,198,439 (86%) of the total \$66,787,578 governmental funds assets.

**General Fund.** Fund balance at June 30, 2008 was \$24,042,954, including \$9,104,034 of unreserved balance, which represents 13% of expenditures for fiscal year 2008. The primary reason for the increase in fund balance of \$807,399 was General Fund revenues for the past three years (primarily due to the passage of a 5.9 mil operating levy in May 2006) have been increasing at an average of 9.4% annually but General Fund expenses have been increasing only at an average of 7.1% annually.

**FOREST HILLS LOCAL SCHOOL DISTRICT**  
**Management's Discussion and Analysis**  
**Year Ended June 30, 2008**  
**Unaudited**

The following is an excerpt from the School District's General Fund Five Year Forecast (presented on the cash basis):

	<b>Actual</b>			<b>Average Change</b>
	<b>Fiscal Year 2006</b>	<b>Fiscal Year 2007</b>	<b>Fiscal Year 2008</b>	
<i>Total Revenues</i>	59,990,077	66,315,881	71,776,518	9.4%
<i>Total Expenditures</i>	61,488,733	65,888,346	70,529,208	7.1%
<i>Excess of Revenues over (under) Expenditures</i>	1,498,656-	427,535	1,247,310	31.6%
Cash Balance July 1	17,384,252	15,885,596	16,313,131	-3.0%
<i>Cash Balance June 30</i>	15,885,596	16,313,131	17,560,441	5.2%

**GENERAL FUND BUDGETARY HIGHLIGHTS**

The schedule comparing the School District's original and final budgets and actual results are included in the required supplementary information. During fiscal year 2008, the School District amended its General Fund budget with Hamilton County as changes occurred in School District revenues and expenditures.

Actual General Fund expenditures were \$1,476,845 (2.0%) lower than the final budget and \$1,410,155 (1.96%) lower than the original budget. Under-expenditures in instruction, textbooks, special education services, diesel fuel, utilities, and property and liability insurance accounted for the majority of these variances.

Actual General Fund revenues were \$322,735 (.45%) higher than the final budget.

Actual General Fund revenues were \$1,597,925 (2.28%) higher than original budget due to the following:

- Tax Revenue – Tax revenues in the original budget are based upon the estimated amount the county auditor will certify. These estimates are typically more conservative than estimates from the School District.

**FOREST HILLS LOCAL SCHOOL DISTRICT**  
**Management's Discussion and Analysis**  
**Year Ended June 30, 2008**  
**Unaudited**

---

**CAPITAL ASSET AND DEBT ADMINISTRATION**

**Capital assets.** At June 30, 2008, the School District had \$31,331,422 invested in a broad range of capital assets, including land, buildings, equipment and vehicles. See Note 5 to the financial statements for more detail.

**Capital Assets at Year-End**  
**(Net of Depreciation)**

		<u>FY08</u>	<u>FY07</u>
Land	\$	1,010,802	1,010,802
Construction in progress		862,926	825,110
Land improvements		1,650,337	1,693,272
Buildings		16,877,838	17,490,472
Buildings improvements		8,023,637	8,073,533
Furniture and equipment		1,099,016	1,115,363
Vehicles		<u>1,806,866</u>	<u>1,195,654</u>
Total	\$	<u>31,331,422</u>	<u>31,404,206</u>

Net Capital Assets decreased \$72,784 in FY08. Major capital assets (construction projects) completed during FY08 included (with approximate cost):

- Turpin High School – Track Replacement - \$171,000
- Ayer Elementary School – HVAC Replacement - \$240,000
- Maddux Elementary School – Boiler Replacement - \$320,000
- Maddux Elementary School – Asphalt Replacement - \$8,000
- Sherwood Elementary School – Roof Replacement - \$131,000
- Summit Elementary School – Roof Alarm Replacement - \$37,000

Twelve 72 passenger buses (\$878,100) were purchased in FY08.

Increases in capital assets are offset by the recognition of depreciation expense.

**Debt**

A summary of long-term obligations is located in Note 10.

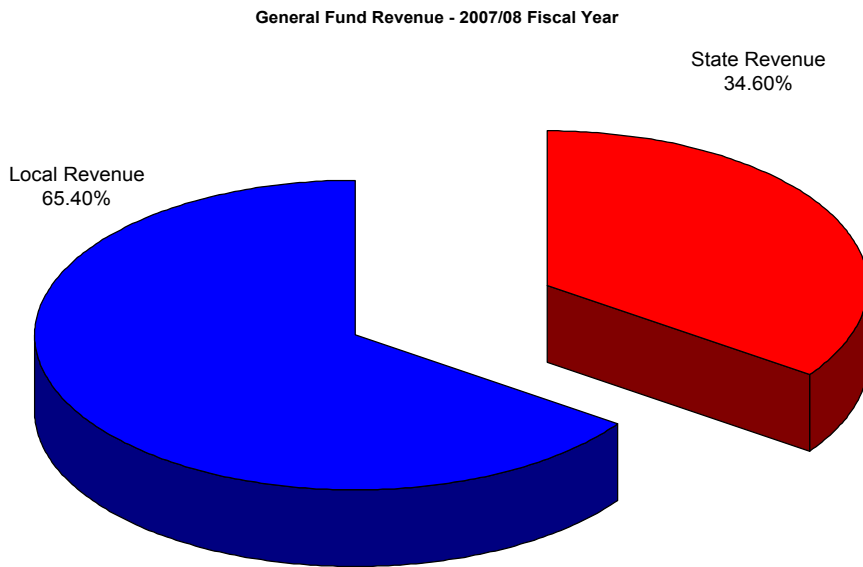
In 1996, the district passed a 2.21 mil bond issue providing \$26.1 million dollars for a new middle school, a new high school auditorium, district technology improvements and other various improvements. At June 30, 2008, the School District had \$16,245,000 in outstanding bonds, \$1,620,000 due within one year. The School District's overall legal debt margin was \$103,370,060 with an unvoted debt margin of \$1,329,056 at June 30, 2008.

**FOREST HILLS LOCAL SCHOOL DISTRICT**  
**Management's Discussion and Analysis**  
**Year Ended June 30, 2008**  
**Unaudited**

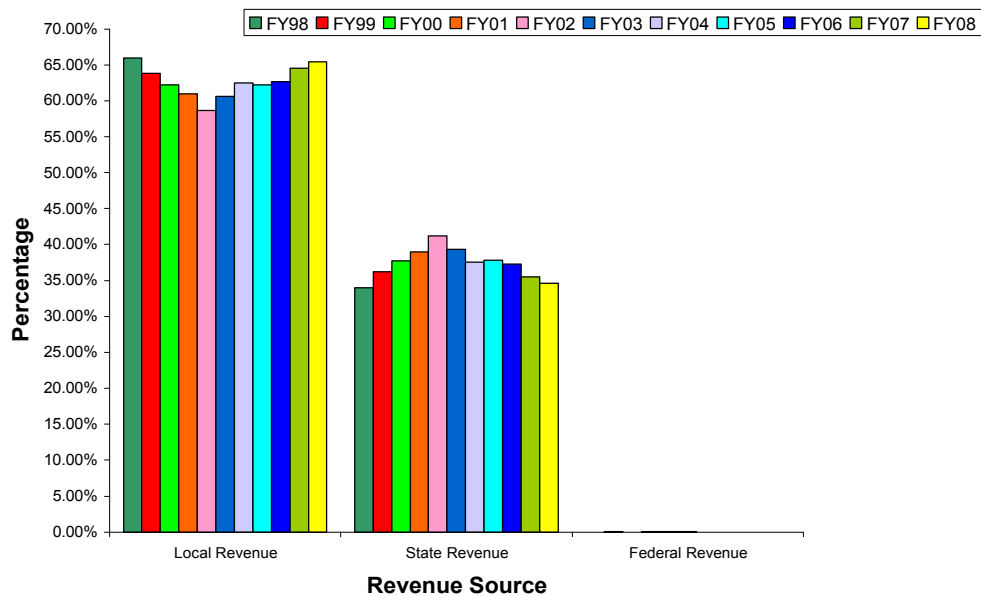
---

**ECONOMIC FACTORS**

Due to continued instability in the state's contribution to public education, the School District faces great uncertainty with a significant yet declining percentage (see below – 34.6%) of its general fund revenue. No increases in state funding are projected. This situation requires management to plan carefully and prudently to efficiently manage resources to meet the needs of students



**Revenue Sources - History**

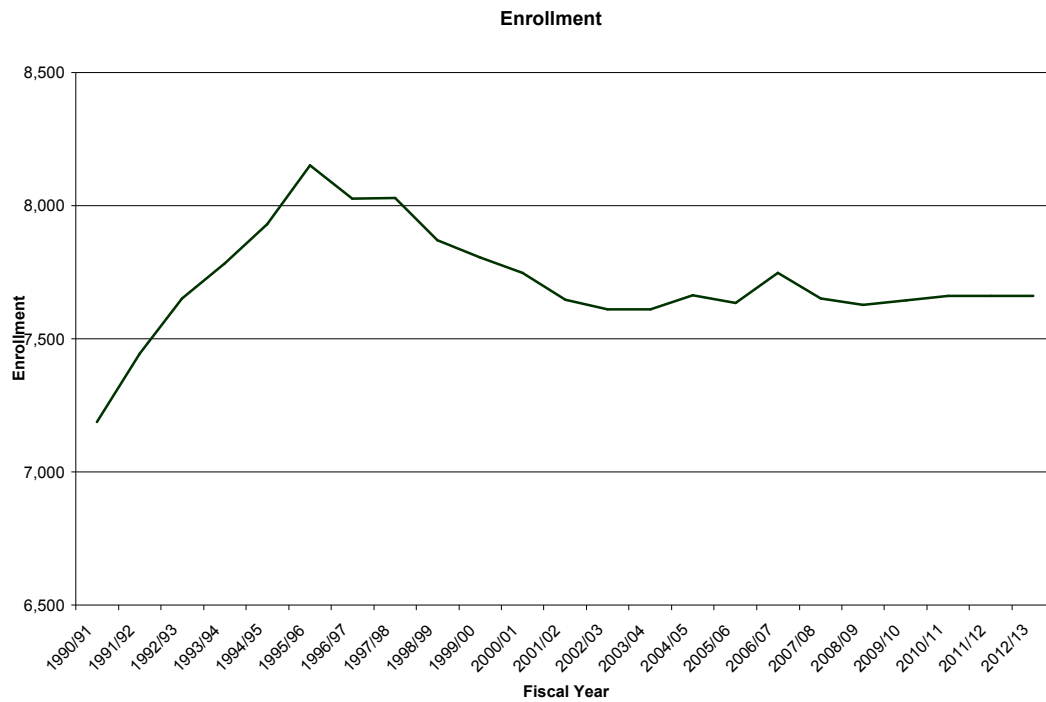


**FOREST HILLS LOCAL SCHOOL DISTRICT**  
**Management's Discussion and Analysis**  
**Year Ended June 30, 2008**  
**Unaudited**

---

Other Economic Factors:

- Enrollment Trends – The School District experienced a decrease of 97 students in 2007/08, the average annual change in School District enrollment over the past ten years is a decrease of 37 students. Enrollment figures impact all planning efforts of the School District including class size projections, staffing levels, facility usage/building capacities and many other long term planning efforts.



- Interest rates have steadily declined throughout fiscal year 2008. Most of this interest is going into the Permanent Improvement Fund for capital and large preventive maintenance projects.
- The School District's Five Year Financial Forecast (FY09-FY13) projects a deficit in FY11.
- School funding continues to be a complex and unstable issue for Ohio school districts. Due to the current condition of the state's budget, we approach state funding projections with extreme caution. It is possible that the School District could face additional state funding cuts in the near future.



**FOREST HILLS LOCAL SCHOOL DISTRICT**  
**Management's Discussion and Analysis**  
**Year Ended June 30, 2008**  
**Unaudited**

---

**REQUESTS FOR ADDITIONAL INFORMATION**

This financial report is designed to provide our citizens, taxpayers, customers, and investors and creditors with a general overview of the School District's finances and to show the School District's accountability for the money it receives. If you have questions about this report or need additional financial information, contact the Treasurer's office at the Forest Hills Local School District, 7550 Forest Road, Cincinnati, Ohio 45255.

# FOREST HILLS LOCAL SCHOOL DISTRICT

## Statement of Net Assets

June 30, 2008

	<u>Governmental Activities</u>
<b>Assets:</b>	
Equity in pooled cash and investments	\$ 24,673,513
Receivables:	
Taxes	41,226,756
Accounts	107,682
Intergovernmental	202,731
Interest	11,608
Supplies inventory	314,650
Restricted cash and investments	250,638
Deferred charges	128,483
Nondepreciable capital assets	1,873,728
Depreciable capital assets, net	<u>29,457,694</u>
<b>Total assets</b>	<u>98,247,483</u>
<b>Liabilities:</b>	
Accounts payable	547,789
Accrued wages and benefits	6,690,895
Pension obligation payable	1,637,487
Deferred revenue	24,264,628
Accrued interest payable	62,032
Noncurrent liabilities:	
Due within one year	1,953,090
Due within more than one year	<u>16,866,819</u>
<b>Total liabilities</b>	<u>52,022,740</u>
<b>Net Assets:</b>	
Invested in capital assets, net of related debt	15,086,422
Restricted for:	
Capital projects	2,276,650
Debt service	2,414,946
Other purposes	608,619
Endowment:	
Expendable	57,884
Nonexpendable	710,651
Unrestricted	<u>25,069,571</u>
<b>Total net assets</b>	<u>\$ 46,224,743</u>

See accompanying notes to the basic financial statements.

## FOREST HILLS LOCAL SCHOOL DISTRICT

Statement of Activities

Year Ended June 30, 2008

	Expenses	Program Revenues			Net (Expense) Revenue and Changes in Net Assets
		Charges for Services and Sales	Operating Grants and Contributions	Capital Grants and Contributions	
<b>Governmental Activities:</b>					
Instruction:					
Regular	\$ 35,305,913	918,146	183,576	47,724	\$ (34,156,467)
Special education	8,557,588	-	725,834	-	(7,831,754)
Other	1,263,766	-	-	-	(1,263,766)
Support services:					
Pupil	3,389,406	-	155,081	-	(3,234,325)
Instructional staff	7,042,523	-	863,037	-	(6,179,486)
Board of Education	45,353	-	-	-	(45,353)
Administration	5,235,361	-	145,152	-	(5,090,209)
Fiscal	1,227,981	-	-	-	(1,227,981)
Business	182,242	-	-	-	(182,242)
Operation and maintenance of plant	6,686,454	-	-	-	(6,686,454)
Pupil transportation	4,054,361	-	-	48,346	(4,006,015)
Central	519,800	-	-	-	(519,800)
Non-instructional services:					
Extracurricular activities	2,173,280	653,792	-	-	(1,519,488)
Community service	858,569	-	913,138	-	54,569
Food service	1,936,160	1,562,124	441,817	-	67,781
Interest on long-term debt	743,644	-	-	-	(743,644)
<b>Total Governmental Activities</b>	<b>\$ 79,222,401</b>	<b>3,134,062</b>	<b>3,427,635</b>	<b>96,070</b>	<b>(72,564,634)</b>

### General Revenues:

Property taxes, levied for general purposes	39,678,002
Property taxes, levied for debt services	1,757,576
Revenue in lieu of taxes	6,196,687
Grants and entitlements not restricted to specific programs	25,005,348
Investment earnings	1,234,092
Miscellaneous	821,996
<b>Total general revenues</b>	<b>74,693,701</b>
Change in net assets	2,129,067
Net assets beginning of year	44,095,676
Net assets end of year	\$ <u>46,224,743</u>

See accompanying notes to the basic financial statements.

# FOREST HILLS LOCAL SCHOOL DISTRICT

Balance Sheet  
 Governmental Funds  
 June 30, 2008

	General	Other Governmental Funds	Total Governmental Funds
	<u>General</u>	<u>Funds</u>	<u>Funds</u>
<b>Assets:</b>			
Equity in pooled cash and investments	\$ 17,309,804	7,363,709	24,673,513
Restricted cash and investments	250,638	-	250,638
Receivables:			
Taxes	39,325,319	1,901,437	41,226,756
Accounts	93,528	14,154	107,682
Accrued interest	2,837	8,771	11,608
Intergovernmental	-	202,731	202,731
Materials and supplies inventory	216,313	98,337	314,650
<b>Total assets</b>	<u>57,198,439</u>	<u>9,589,139</u>	<u>66,787,578</u>
<b>Liabilities:</b>			
Accounts payable	78,064	469,725	547,789
Accrued wages and benefits	6,435,973	254,922	6,690,895
Pension obligation payable	1,515,234	122,253	1,637,487
Compensated absences payable	333,090	-	333,090
Deferred revenue	24,793,124	1,392,502	26,185,626
<b>Total liabilities</b>	<u>33,155,485</u>	<u>2,239,402</u>	<u>35,394,887</u>
<b>Fund Balances:</b>			
Reserved for:			
Encumbrances	105,399	1,024,090	1,129,489
Budget stabilization	250,638	-	250,638
Property taxes	14,366,570	654,590	15,021,160
Supplies inventory	216,313	98,637	314,950
Debt service	-	1,753,513	1,753,513
Endowment		710,651	710,651
Unreserved, reported in:			
General Fund	9,104,034	-	9,104,034
Special Revenue Funds	-	1,552,206	1,552,206
Capital Projects Funds	-	1,498,166	1,498,166
Permanent Fund	-	57,884	57,884
<b>Total fund balances</b>	<u>24,042,954</u>	<u>7,349,737</u>	<u>31,392,691</u>
<b>Total liabilities and fund balances</b>	<u>\$ 57,198,439</u>	<u>9,589,139</u>	<u>66,787,578</u>

See accompanying notes to the basic financial statements.

Reconciliation of Total Governmental Fund Balances to  
Net Assets of Governmental Activities  
June 30, 2008

**Total Governmental Fund Balances** \$ 31,392,691

Amounts reported for governmental activities in the  
statement of net assets are different because:

Capital assets used in governmental activities are not financial  
resources and therefore are not reported in the funds. 31,331,422

Other long-term assets are not available to pay for current-period  
expenditures and therefore are not reported in the funds. 1,920,998

Long-term liabilities, including bonds payable, are not due and payable  
in the current period and therefore are not reported in the funds:

General Obligation Bonds	16,245,000	
Compensated Absences	2,113,336	
Accrued interest payable	<u>62,032</u>	
Total		<u>(18,420,368)</u>

Net Assets of Governmental Activities \$ 46,224,743

See accompanying notes to the basic financial statements.

## FOREST HILLS LOCAL SCHOOL DISTRICT

Statement of Revenues, Expenditures, and Changes in Fund Balances

Governmental Funds

Year Ended June 30, 2008

	General	Other Governmental Funds	Total Governmental Funds
<b>Revenues:</b>			
Taxes	\$ 39,660,677	1,751,601	41,412,278
Tuition and fees	472,679	445,467	918,146
Charges for services	-	1,562,124	1,562,124
Interest	180,720	1,144,490	1,325,210
Revenue in lieu of taxes	5,952,158	244,529	6,196,687
Intergovernmental	24,831,379	3,614,360	28,445,739
Other local revenues	439,596	1,035,232	1,474,828
<b>Total revenues</b>	<u>71,537,209</u>	<u>9,797,803</u>	<u>81,335,012</u>
<b>Expenditures:</b>			
Current:			
Instruction:			
Regular	33,439,859	656,761	34,096,620
Special education	7,792,644	737,835	8,530,479
Other	1,262,512	-	1,262,512
Support services:			
Pupil	3,208,684	156,261	3,364,945
Instructional staff	6,097,365	936,877	7,034,242
Board of Education	45,353	-	45,353
Administration	4,704,574	439,070	5,143,644
Fiscal	1,242,472	-	1,242,472
Business	178,955	-	178,955
Operation and maintenance of plant	5,779,027	-	5,779,027
Pupil transportation	4,649,051	-	4,649,051
Central	515,339	-	515,339
Non-instructional services:			
Extracurricular activities	1,491,524	620,366	2,111,890
Community service	45,718	817,411	863,129
Food service	-	1,935,880	1,935,880
Capital outlay	-	1,791,491	1,791,491
Debt Service:			
Principal	-	1,500,000	1,500,000
Interest and fiscal charges	-	750,339	750,339
<b>Total expenditures</b>	<u>70,453,077</u>	<u>10,342,291</u>	<u>80,795,368</u>
Excess of revenues over (under) expenditures	<u>1,084,132</u>	<u>(544,488)</u>	<u>539,644</u>
<b>Other financing sources (uses):</b>			
Transfers in	-	290,917	290,917
Transfers out	(290,917)	-	(290,917)
Sale of capital assets	14,184	-	14,184
<b>Total other financing sources (uses):</b>	<u>(276,733)</u>	<u>290,917</u>	<u>14,184</u>
Net change in fund balance	807,399	(253,571)	553,828
Fund balance, beginning of year	<u>23,235,555</u>	<u>7,603,308</u>	<u>30,838,863</u>
Fund balance, end of year	\$ <u>24,042,954</u>	<u>7,349,737</u>	<u>31,392,691</u>

See accompanying notes to the basic financial statements.

Reconciliation of the Statement of Revenues, Expenditures  
and Changes in Fund Balances of Governmental Funds  
to the Statement of Activities  
Year Ended June 30, 2008

**Net Change in Fund Balances - Total Governmental Funds** \$ 553,828

Amounts reported for governmental activities in the statement of activities are different because:

Governmental funds report capital outlays as expenditures.

However, in the statement of activities, the cost of those assets is allocated over their estimated useful lives as depreciation expense.

Capital outlay	2,011,194
Depreciation expense	(2,070,754)

Repayment of bond principal is an expenditure in the governmental funds, but the repayment reduces long-term liabilities in the statement of net assets.

1,500,000

In the statement of activities, interest is accrued on outstanding bonds, whereas in governmental funds, an interest expenditure is reported when due.

6,695

Some expenses reported in the statement of activities, such as compensated absences do not require the use of current financial resources and therefore are not reported as expenditures in governmental funds.

125,832

Revenues in the statement of activities that do not provide current financial resources are not reported as revenues in the funds.

15,496

In the statement of activities, only the loss on the sale of capital assets is reported while only proceeds from the sale of assets are reported in the funds.

(13,224)

Change in Net Assets of Governmental Activities \$ 2,129,067

See accompanying notes to the basic financial statements.

# FOREST HILLS LOCAL SCHOOL DISTRICT

## Statement of Net Assets

### Fiduciary Funds

June 30, 2008

		<u>Private Purpose Trusts</u>	<u>Agency Funds</u>
<b>ASSETS</b>			
Equity in pooled cash and investments	\$	278,355	224,139
Accounts receivable		-	4,845
Accrued interest receivable		72	-
Total assets		<u>278,427</u>	<u>228,984</u>
<b>LIABILITIES</b>			
Due to student groups		-	228,984
Total liabilities		<u>-</u>	<u>228,984</u>
<b>NET ASSETS</b>			
Held in trust	\$	<u>278,427</u>	

See accompanying notes to the basic financial statements.



# FOREST HILLS LOCAL SCHOOL DISTRICT

## Statement of Changes in Net Assets

### Fiduciary Funds

Year Ended June 30, 2008

	<u>Private- Purpose Trust Funds</u>
<b>Additions:</b>	
Contributions	\$ 34,225
Interest	<u>11,496</u>
Total additions	<u>45,721</u>
<b>Deductions:</b>	
Community gifts, awards and scholarships	<u>50,470</u>
Total deductions	<u>50,470</u>
Change in net assets	(4,749)
Net assets, beginning of year	<u>283,176</u>
Net assets, end of year	\$ <u><u>278,427</u></u>

See accompanying notes to the basic financial statements.

# FOREST HILLS LOCAL SCHOOL DISTRICT

## Notes to the Basic Financial Statements

Year Ended June 30, 2008

---

### 1. SUMMARY OF SIGNIFICANT ACCOUNTING POLICIES

The financial statements of the Forest Hills Local School District (the "School District") have been prepared in conformity with generally accepted accounting principles (GAAP) as applied to governmental units. The Governmental Accounting Standards Board (GASB) is the accepted standard-setting body for establishing governmental accounting and financial reporting principles. The more significant of the School District's accounting policies are described below.

#### A. Reporting Entity

The School District was originally chartered by the Ohio State Legislature. In 1853, state laws were enacted to create a local Board of Education. Today, the School District operates under current standards prescribed by the Ohio State Board of Education as provided in division (D) of Section 3301.07 and Section 119.09 of the Ohio Revised Code. The School District operates under a locally elected five-member Board form of government and provides educational services as authorized by its charter or further mandated by state and/or federal guidelines. This Board controls the School District's instructional and support facilities to provide services to students and other community members.

The reporting entity is comprised of the primary government, which consists of all funds, departments, boards, and agencies that are not legally separate from the School District. This includes general operations, food service, and student related activities of the School District.

Component units are legally separate organizations for which the School District is financially accountable. The School District is financially accountable for an organization if the School District appoints a voting majority of the organization's governing board and (1) the School District is able to significantly influence the programs or services performed or provided by the organization; or (2) the School District is legally entitled to or can otherwise access the organization's resources; the School District is legally obligated or has otherwise assumed the responsibility to finance the deficits of, or provide financial support to, the organization; or the School District is obligated for the debt of the organization. Component units may also include organizations that are fiscally dependent on the School District in that the School District approves the budget, the issuance of debt, or the levying of taxes. The School District has no component units.

The following activity is included within the reporting entity:

*Parochial School* - Within the School District boundaries, Immaculate Heart of Mary Elementary School is operated through the Cincinnati Catholic Archdiocese. Current State legislation provides funding to this parochial school, which is received and disbursed on behalf of the parochial school by the Treasurer of the School District, as directed by the parochial school. The administration of the State monies by the School District is reflected in a special revenue fund for financial reporting purposes.

# FOREST HILLS LOCAL SCHOOL DISTRICT

## Notes to the Basic Financial Statements

Year Ended June 30, 2008

---

The School District is associated with three organizations, two of which are as jointly governed organizations and one is an insurance purchasing pool. These organizations are the Hamilton Clermont Cooperative Association/Unified Purchasing Association, the Great Oaks Institute of Technology and Career Development, and the Ohio School Boards Association Workers' Compensation Group Rating Plan. The organizations are presented in Notes 11 and 12 to the basic financial statements.

### **B. Basis of Presentation**

***Government-wide Financial Statements*** The statement of net assets and the statement of activities display information about the School District as a whole. These statements include the financial activities of the primary government except for fiduciary funds. The statements distinguish between those activities of the School District that are governmental and those that are considered business-type activities. The School District has no business-type activities.

The government-wide statements are prepared using the economic resources measurement focus, which differs from the manner in which the governmental fund financial statements are prepared. Therefore, the governmental fund financial statements include reconciliations with brief explanations to better identify the relationship between the government-wide statements and the statements for governmental funds.

The government-wide statement of activities presents a comparison between direct expenses and program revenues for each function of the School District's governmental activities. Direct expenses are those that are specifically associated with a service, program or department and are therefore identifiable to a particular function. Program revenues include charges paid by the recipient of the goods or services offered by the program and grants and contributions that are restricted to meeting the operational or capital requirements of a particular program. Revenues which are not classified as program revenues are presented as general revenues of the School District, with certain limited exceptions. The comparison of direct expenses with program revenues identifies the extent to which each governmental function is self-financing or draws from the general revenues of the School District.

***Fund Financial Statements*** Fund financial statements report detailed information about the School District. The focus of governmental financial statements is on major funds rather than reporting funds by type. Each major fund is presented in a separate column. Nonmajor funds are aggregated and presented in a single column. Fiduciary funds are reported by fund type.

The accounting and financial reporting treatment applied to a fund is determined by its measurement focus. All governmental fund types are accounted for using a flow of current financial resources measurement focus. With this measurement focus, only current assets and current liabilities are generally included on the balance sheet. Operating statements of these funds present sources (i.e., revenues and other financing sources) and uses (i.e., expenditures and other financing uses) of current financial resources.

# FOREST HILLS LOCAL SCHOOL DISTRICT

## Notes to the Basic Financial Statements

Year Ended June 30, 2008

---

### C. Fund Accounting

The School District uses funds to report on its financial position and the results of its operations. Fund accounting is designed to demonstrate legal compliance and to aid financial management by segregating transactions related to certain School District functions or activities. A fund is defined as a fiscal and accounting entity with a self-balancing set of accounts. The funds of the School District are grouped into the categories governmental and fiduciary.

**Governmental funds** focus on the sources, uses and balances of current financial resources. Expendable assets are assigned to the various governmental funds according to the purposes for which they may or must be used. Current liabilities are assigned to the fund from which they will be paid. The difference between governmental fund assets and liabilities is reported as fund balance. The following is the School District's major governmental fund:

**General Fund** - The General Fund is used to account for all financial resources except those required to be accounted for in another fund. The General Fund balance is available to the School District for any purpose provided it is expended or transferred according to the general laws of Ohio.

**Fiduciary Funds** report on net assets and changes in net assets. The School District's fiduciary funds consist of a private-purpose trust fund and agency funds. The School District's private-purpose trust fund accounts for scholarship programs for students. These assets are not available for the School District's use. Agency funds, used for student activities, are custodial in nature (assets equal liabilities) and do not involve measurement of results of operations.

### D. Basis of Accounting

Basis of accounting refers to when revenues and expenditures are recognized in the accounts and reported in the financial statements and relates to the timing of the measurements made.

The modified accrual basis of accounting is used by the governmental funds and agency funds. On a modified accrual basis, revenues are recorded when they become both measurable and available. "Measurable" means the amount of the transaction can be determined and "available" means collectible within the current fiscal year or soon enough thereafter to be used to pay liabilities of the current fiscal year. The available period for the School District is sixty days after fiscal year end. Under the modified accrual basis, the following revenue sources are deemed both measurable and available: property taxes available for advance, interest, tuition, student fees, and grants.

## FOREST HILLS LOCAL SCHOOL DISTRICT

### Notes to the Basic Financial Statements

Year Ended June 30, 2008

---

The measurement focus of governmental fund accounting is on decreases in net financial resources (expenditures) rather than expenses. Expenditures are generally recognized in the accounting period in which the related fund liability is incurred, if measurable except for unmatured principal and interest on general long-term debt which is recognized when due. Allocations of cost, such as depreciation, are not recognized in the governmental funds.

Government-wide financial statements are prepared using the accrual basis of accounting. Also, private-purpose trust funds utilize accrual accounting. Revenues are recognized when earned and expenses are recognized when incurred.

Private-sector standards of accounting and financial reporting issued prior to December 1, 1989, generally are followed in the government-wide financial statements to the extent that those standards do not conflict with or contradict guidance of the Governmental Accounting Standards Board.

***Revenues - Exchange and Non-exchange transactions.*** Revenue resulting from exchange transactions, in which each party gives and receives essentially equal value, is recorded on the accrual basis when the exchange takes place.

Non-exchange transactions, in which the School District receives value without directly giving value in return, include property taxes, grants, entitlements and donations. On an accrual basis, revenue from property taxes is recognized in the fiscal year for which the taxes were levied. Revenue from grants, entitlements, and donations is recognized in the fiscal year in which all eligibility requirements have been satisfied. Eligibility requirements include timing requirements, which specify the year when the resources are required to be used or the fiscal year when use is first permitted; matching requirements, in which the School District must provide local resources to be used for a specified purpose; and expenditure requirements, in which the resources are provided to the School District on a reimbursement basis. On a modified accrual basis, revenue from non-exchange transactions must also be available before it can be recognized.

***Deferred Revenue*** Deferred revenues arise when assets are recognized before revenue recognition criteria have been satisfied. Property taxes measurable as of June 30, 2008, which are intended to finance fiscal year 2009 operations have been recorded as deferred revenue. On governmental fund financial statements, receivables that will not be collected within the available period have also been reported as deferred revenue.

#### **E. Cash and Cash Equivalents**

To improve cash management, all cash received by the School District is pooled in several bank accounts. Monies for all funds are maintained in these accounts or temporarily used to purchase short-term investments. Individual fund integrity is maintained through School District records. Each fund's interest in the pool is presented as "Equity in Pooled Cash and Investments" on the financial statements.

## **FOREST HILLS LOCAL SCHOOL DISTRICT**

### **Notes to the Basic Financial Statements**

**Year Ended June 30, 2008**

---

During fiscal year 2008, the School District's investments were limited to certificates of deposit and the State Treasury Assets Reserve of Ohio (STAR Ohio). STAR Ohio is an investment pool managed by the State Treasurer's Office that allows governments within the State to pool their funds for investment purposes. STAR Ohio is not registered with the SEC as an investment company, but does operate in a manner consistent with Rule 2a7 of the Investment Company Act of 1940. Investments in STAR Ohio are valued at STAR Ohio's share price, which is the price the investment could be sold for on June 30, 2008.

The Governmental Accounting Standards Board Statement No. 31 (GASB 31), "Accounting and Financial Reporting for Certain Investments and for External Investment Pools", requires that investments, with certain exceptions, be recorded at their fair value and that changes in the fair value be reported in the operating statement. The School District recorded investments held at June 30, 2008 at fair value.

By Board resolution, all investment earnings accrue to the Permanent Improvement Fund, except for the Bond Retirement Fund, which accrues to the General Fund, the Special Trust Fund which accrues to itself and other funds as required by law such as Food Services and Auxiliary Services.

#### **F. Inventory**

All inventories are valued at cost determined on a first-in, first-out basis. Inventory in governmental funds are recorded as expenditures in the governmental fund types when purchased. Reported material and supplies inventory is equally offset by a fund balance reserve in the governmental funds, which indicates that it does not constitute available expendable resources even though it is a component of net current assets.

#### **G. Capital Assets**

Capital assets, which include property, plant and equipment, are reported in the government-wide financial statements but are not reported in the governmental fund financial statements. The School District defines capital assets as those with an individual cost of more than \$2,500 and an estimated useful life in excess of one year. All capital assets are capitalized at cost or estimated historical cost where no historical records exist. Donated capital assets are recorded at their estimated fair values as of the date received. The School District does not possess any infrastructure. Improvements are capitalized; the costs of normal maintenance and repairs that do not add to the value of the asset or materially extend an asset's life are not capitalized.

When capital assets are purchased, they are capitalized and depreciated in the government-wide statements. Capital assets are reported as expenditures of the current period in the governmental fund financial statements.

**FOREST HILLS LOCAL SCHOOL DISTRICT**

**Notes to the Basic Financial Statements**

**Year Ended June 30, 2008**

---

All reported capital assets except land are depreciated. Depreciation is computed using the straight-line method over the following useful lives:

Buildings	50 years
Land improvements	15 years
Building improvements	20 - 25 years
Equipment and furniture other than vehicles	7-20 years
Vehicles	12 -15 years

**H. Compensated Absences**

Vacation benefits are accrued as a liability as the benefits are earned if the employees' rights to receive compensation are attributable to services already rendered and it is probable that the School District will compensate the employees for the benefits through paid time off or some other means. The School District records a liability for accumulated unused vacation time when earned for all employees with more than one year of service.

Sick leave benefits are accrued as a liability using the vesting method. The liability includes the employees who are currently eligible to receive termination benefits and those the School District has identified as probable of receiving payment in the future. The amount is based on accumulated sick leave and employees' wage rates at fiscal year end, taking into consideration any limits specified in the School District's termination policy.

The entire compensated absence liability is reported on the government-wide financial statements. For governmental fund financial statements, a liability is recorded only for the portion of unpaid compensated absences that has matured, for example, as a result of employee resignations and retirements.

**I. Accrued Liabilities and Long-Term Obligations**

All payables, accrued liabilities and long-term obligations are reported in the government-wide financial statements. Governmental fund payables and accrued liabilities are reported as obligations of the funds regardless of whether they will be liquidated with current resources with the exception of compensated absences as noted above.

**J. Fund Balance Reserves**

The School District records reservations for portions of fund equity that are legally segregated for specific future use or which do not represent available expendable resources and therefore are not available for appropriation or expenditure. Unreserved fund balances indicates that portion of fund equity that is available for appropriation in future periods. Fund equity reserves are established for encumbrances, property taxes, inventory and budget reserve set-asides.

**FOREST HILLS LOCAL SCHOOL DISTRICT**

**Notes to the Basic Financial Statements**

**Year Ended June 30, 2008**

---

The reserve for property taxes represents taxes recognized as revenue under generally accepted accounting principles but not available for appropriations under State statutes. The reserve for budget stabilization represents money set-aside to protect against cyclical changes in revenues and expenditures.

**K. Restricted Assets**

Restricted assets in the general fund represent cash and cash equivalents set aside to establish a budget stabilization reserve. A corresponding fund balance reserve has also been established.

**L. Net Assets**

Net assets represent the difference between assets and liabilities. Net assets invested in capital assets, net of related debt consists of capital assets, net of accumulated depreciation, reduced by the outstanding balances of any borrowings used for the acquisition, construction or improvement of those assets. Net assets are reported as restricted when there are limitations imposed on their use either through the enabling legislation adopted by the School District or through external restrictions imposed by creditors, donors, grantors or laws or regulations of other governments.

Restricted net assets include an endowment from a donor which is permanently restricted and reported as nonexpendable as well as earnings on the original gift that are restricted to specific purposes and thus, reported as expendable.

The School District applies restricted resources when an expense is incurred for purposes for which both restricted and unrestricted net assets are available.

**M. Estimates**

The preparation of financial statements in conformity with generally accepted accounting principles requires management to make estimates and assumptions that affect the amounts reported in the financial statements and accompanying notes. Actual results may differ from those estimates.

**2. DEPOSITS AND INVESTMENTS**

State statutes classify monies held by the School District into three categories.

Active deposits are public deposits necessary to meet current demands on the treasury. Such monies must be maintained either as cash in the School District Treasury, in commercial accounts payable or withdrawable on demand, including negotiable order of withdrawal (NOW) accounts, or in money market deposit accounts.



## **FOREST HILLS LOCAL SCHOOL DISTRICT**

### **Notes to the Basic Financial Statements**

**Year Ended June 30, 2008**

---

Inactive deposits are public deposits that the Board has identified as not required for use within the current two year period of designation of depositories. Inactive deposits must either be evidenced by certificates of deposit maturing not later than the end of the current period of designation of depositories, or by savings or deposit accounts including, but not limited to, passbook accounts.

Interim deposits are deposits of interim monies. Interim monies are those monies which are not needed for immediate use but which will be needed before the end of the current period of designation of depositories. Interim deposits must be evidenced by time certificates of deposit maturing not more than one year from the date of deposit or by savings or deposit accounts including passbook accounts. Protection of the School District's deposits is provided by the Federal Deposit Insurance Corporation, by eligible securities pledged by the financial institution as security for repayment, by surety company bonds deposited with the Treasurer by the financial institution or by a single collateral pool established by the financial institution to secure the repayment of all public monies deposited with the institution. Interim monies are permitted to be deposited or invested in the following securities:

1. United States treasury notes, bills, bonds, or any other obligation or security issued by the United States treasury or any other obligation guaranteed as to principal or interest by the United States;
2. Bonds, notes, debentures, or any other obligations or securities issued by the federal government agency or instrumentality, including but not limited to, the federal national mortgage association, federal home loan bank, federal home loan mortgage corporation, and government national mortgage association. All federal agency securities shall be direct issuances of federal government agencies or instrumentalities;
3. Written repurchase agreements in the securities listed above provided that the market value of the securities subject to the repurchase agreement must exceed the principal value of the agreement by at least two percent and be marked to market daily, and that the term of the agreement must not exceed thirty days;
4. Bonds and other obligations of the State of Ohio;
5. No-load money market mutual funds consisting exclusively of obligations described in division (1) or (2) of this section and repurchase agreements secured by such obligations, provided that investments in securities described in this division are made only through eligible institutions; and
6. The State Treasurer's investment pool (STAROhio).

Investments in stripped principal or interest obligations, reverse repurchase agreements and derivatives are prohibited. The issuance of taxable notes for the purpose of arbitrage, the use of leverage and short selling are also prohibited. An investment must mature within five years from the date of purchase unless matched to a specific obligation or debt of the School District, and must be purchased with the expectation that it will be held to maturity. Investments may only be made through specified dealers and institutions. Payment for investments may be made only upon delivery of the securities representing the investments to the treasurer or, if the securities are not represented by a certificate, upon receipt of confirmation of transfer from the custodian.

# FOREST HILLS LOCAL SCHOOL DISTRICT

## Notes to the Basic Financial Statements

Year Ended June 30, 2008

---

The following information classifies deposits and investments by categories of risk as defined in GASB Statement 3, "Deposits with Financial Institutions, Investments and Reverse Repurchase Agreements" and amended by GASB Statement No. 40 "Deposit and Investment Risk Disclosures"

### Deposits

#### *Custodial Credit Risk*

Custodial credit risk is the risk that in the event of a bank failure, the School District's deposits may not be returned to it. The School District does not have a custodial credit risk policy. At year-end, \$13,579,837 of the School District's bank balance of \$13,779,837 was exposed to custodial credit risk since it was uninsured and collateralized with securities held by the pledging financial institution's trust department or agent, but not in the School District's name.

### Investments

The School District's investment in STAROhio is not evidenced by securities that exist in physical or book entry form. Investments in STAR Ohio were rated AAAM by Standard & Poor's. The fair value of the School District's investment in STAROhio is \$17,862,314 at June 30, 2008.

## **3. PROPERTY TAXES**

Property taxes are levied and assessed on a calendar year basis while the School District fiscal year runs from July through June. First half tax collections are received by the School District in the second half of the fiscal year. Second half distributions occur in the first half of the following fiscal year.

Property taxes include amounts levied against all real, public utility, and tangible personal property (used in business) located in the School District. Real property taxes are levied after April 1 on the assessed value listed as of the prior January 1, the lien date. Assessed values for real property taxes are established by State law at 35 percent of appraised market value. Real property taxes are payable annually or semi-annually. If paid annually, payment is due December 31; if paid semi-annually, the first payment is due December 31 with the remainder payable by June 20. Under certain circumstances, State statute permits alternate payment dates to be established.

Public utility property taxes attached as a lien on December 31 of the prior year, were levied April 1 and are collected with real property taxes. Public utility property taxes are assessed on tangible personal property at varying percentages of true value and on real property at 35% of true value.

**FOREST HILLS LOCAL SCHOOL DISTRICT**  
**Notes to the Basic Financial Statements**  
**Year Ended June 30, 2008**

Tangible personal property taxes are levied after April 1 on the value as of December 31 of the current year. In prior years, tangible personal property was assessed at twenty-five percent of true value for capital assets and twenty-three percent of true value for inventory. The tangible personal property tax is being phased out – the assessment percentage for all property including inventory for 2006 was 18.75 percent. This will be reduced to 12.5 percent for 2007, 6.25 percent for 2008, and zero for 2009. Payments by multi-county taxpayers are due September 20. Single county taxpayers may pay annually or semi-annually. If paid annually, payment is due April 30; if paid semi-annually, the first payment is due April 30, with the remainder payable by September 20. Tangible personal property taxes paid by April 30 are usually received by the School District prior to June 30.

The School District receives property taxes from Hamilton County. The County Auditor periodically advances to the School District its portion of the taxes collected. Second-half real property tax payments collected by the County by June 30, 2008 are available to finance fiscal year 2008 operations. The amount available to be advanced can vary based on the date the tax bills are sent.

Accrued property taxes receivable represents delinquent taxes outstanding and real property, tangible personal property, and public utility taxes, which became measurable as of June 30, 2008. Although total property tax collections for the next fiscal year are measurable, only the amount available as an advance at June 30 is intended to finance current fiscal year operations. The receivable is therefore offset by a credit to deferred revenue for that portion not intended to finance current year operations. The amount available as an advance at June 30, 2008, was \$14,366,570 in the General Fund and \$654,590 in the Debt Service Fund. The assessed values upon which fiscal year 2008 taxes were collected are:

	<u>2007 Second- Half Collections</u>		<u>2008 First- Half Collections</u>	
	<u>Amount</u>	<u>Percent</u>	<u>Amount</u>	<u>Percent</u>
Agricultural/Residential and Other Real Estate	\$ 1,261,499,200	94.85%	1,272,728,010	95.76%
Tangible Personal Property	<u>68,450,650</u>	5.15%	<u>56,328,210</u>	4.24%
Total Assessed Value	\$ <u>1,329,949,850</u>	100.00%	<u>1,329,056,220</u>	100.00%
 Tax rate per \$1,000 of assessed valuation	 \$64.06		 \$64.16	

**FOREST HILLS LOCAL SCHOOL DISTRICT**

**Notes to the Basic Financial Statements**

**Year Ended June 30, 2008**

**4. INTERFUND TRANSACTIONS**

During the year ended June 30, 2008, the General Fund made transfers of \$290,917 to Other Governmental funds. Transfers are used to (1) move revenues from the fund that statute or budget requires to collect them to the fund that statute or budget requires to expend them, (2) use unrestricted revenues collected in the general fund to finance various programs accounted for in other funds in accordance with budgetary authorizations.

**5. CAPITAL ASSETS**

Capital assets activity for the year ended June 30, 2008 was as follows:

	Balance 7/1/07	Additions	Disposals	Balance 6/30/08
<b>Governmental Activities</b>				
<b>Nondepreciable:</b>				
Land	\$ 1,010,802	-	-	1,010,802
Construction in progress	825,110	948,363	(910,547)	862,926
Subtotal	<u>1,835,912</u>	<u>948,363</u>	<u>(910,547)</u>	<u>1,873,728</u>
<b>Depreciable:</b>				
Land improvements	3,279,779	179,900	-	3,459,679
Buildings	30,731,692	-	-	30,731,692
Building improvements	15,646,313	730,647	-	16,376,960
Equipment and furniture	3,252,864	169,156	(85,407)	3,336,613
Vehicles	4,246,673	893,675	(476,316)	4,664,032
Subtotal	<u>57,157,321</u>	<u>1,973,378</u>	<u>(561,723)</u>	<u>58,568,976</u>
Totals at historical cost	<u>58,993,233</u>	<u>2,921,741</u>	<u>(1,472,270)</u>	<u>60,442,704</u>
Less accumulated depreciation:				
Land improvements	1,586,507	222,835	-	1,809,342
Buildings	13,241,220	612,634	-	13,853,854
Building improvements	7,572,780	780,543	-	8,353,323
Equipment and furniture	2,137,501	172,279	(72,183)	2,237,597
Vehicles	3,051,019	282,463	(476,316)	2,857,166
Total accumulated depreciation	<u>27,589,027</u>	<u>2,070,754</u>	<u>(548,499)</u>	<u>29,111,282</u>
Capital assets, net	<u>\$ 31,404,206</u>	<u>850,987</u>	<u>(923,771)</u>	<u>31,331,422</u>

**FOREST HILLS LOCAL SCHOOL DISTRICT**  
**Notes to the Basic Financial Statements**  
**Year Ended June 30, 2008**

---

Depreciation expense was charged to functions as follows:

Instruction:	
Regular	\$ 1,325,525
Special	47,765
Other	1,254
Support services:	
Pupil	4,572
Instructional staff	63,322
Administration	77,646
Fiscal	3,205
Business	775
Operation and maintenance of plant	32,383
Pupil transportation	274,242
Central	1,662
Community service	14,769
Extracurricular activities	152,051
Food service	<u>71,583</u>
Total depreciation expense	<u>\$ 2,070,754</u>

**6. DEFINED BENEFIT PENSION PLANS**

**School Employees Retirement System**

The School District contributes to the School Employees Retirement System of Ohio (SERS), a cost-sharing multiple-employer defined benefit pension plan. SERS provides retirement and disability benefits, annual cost-of-living adjustments, and death benefits to plan members and beneficiaries. Authority to establish and amend benefits is provided by state statute per Chapter 3309 of the Ohio Revised Code. SERS issues a publicly available, stand-alone financial report that includes financial statements and required supplementary information. That report may be obtained by contacting SERS, 300 East Broad Street, Suite 100, Columbus, Ohio 43215-3746 or by calling toll free (800) 878-5853. It is also posted on SERS's website at [www.ohsers.org](http://www.ohsers.org).

Plan members are required to contribute 10% of their annual covered salary and the School District is required to contribute at an actuarially determined rate. The current rate is 14% of annual covered payroll. The contribution requirements of plan members and employers are established and may be amended, up to statutory maximum amounts by the SERS' Retirement Board. The School District's contributions to SERS for the fiscal years ended June 30, 2008, 2007, and 2006 were approximately, \$1,471,000, \$1,372,000, and \$1,099,000, respectively; 47% has been contributed for fiscal year 2008 and 100% for fiscal years 2007 and 2006. The unpaid portion of the contribution is recorded as a liability.

## **FOREST HILLS LOCAL SCHOOL DISTRICT**

### **Notes to the Basic Financial Statements**

**Year Ended June 30, 2008**

---

#### **State Teachers Retirement System**

The School District participates in the State Teachers Retirement System of Ohio (STRS), a cost-sharing multiple employer public employee retirement system. STRS provides retirement and disability benefits to members and death and survivor benefits to beneficiaries. STRS Ohio issues a stand-alone financial report that may be obtained by writing to STRS Ohio, 275 E. Broad St., Columbus, OH 43215-3771, by calling toll-free (888) 227-7877, or by visiting the STRS Ohio website at [www.strsoh.org](http://www.strsoh.org).

New members have a choice of three retirement plans, a Defined Benefit (DB) Plan, a Defined Contribution (DC) Plan and a Combined Plan. The DB plan offers an annual retirement allowance based on final average salary times a percentage that varies based on years of service, or an allowance based on member contributions and earned interest matched by STRS Ohio funds times an actuarially determined annuity factor. The DC Plan allows members to place all their member contributions and employer contributions equal to 10.5% of earned compensation into an investment account. Investment decisions are made by the member. A member is eligible to receive a retirement benefit at age 50 and termination of employment. The Combined Plan offers features of both the DC Plan and the DB Plan. In the Combined Plan, member contributions are invested by the member, and employer contributions are used to fund the defined benefit payment at a reduced level from the regular DB Plan. DC and Combined Plan members will transfer to the Defined Benefit Plan during their fifth year of membership unless they permanently select the DC or Combined Plan. Benefits are established by Chapter 3307 of the Ohio Revised Code.

A DB or Combined Plan member with five or more years credited service who becomes disabled may qualify for a disability benefit. Eligible spouses and dependents of these active members who die before retirement may qualify for survivor benefits. Members in the DC Plan who become disabled are entitled only to their account balance. If a member dies before retirement benefits begin, the member's designated beneficiary is entitled to receive the member's account balance.

Plan members are required to contribute 10% of their annual covered salary and the School District is required to contribute 14%. Contribution rates are established by the State Teachers Retirement Board, upon recommendations of its consulting actuary, not to exceed statutory maximum rates of 10% for members and 14% for employers. Chapter 3307 of the Ohio Revised Code provides statutory authority for member and employer contributions.

The School District's required contributions for pension obligations to STRS for the years ended June 30, 2008, 2007, and 2006 were approximately \$4,936,000, \$4,762,000, and \$4,433,000, respectively; 83% has been contributed for fiscal year 2008 and 100% for fiscal years 2007 and 2006. The unpaid contribution for fiscal year 2008 is recorded as a liability.

#### **Social Security System**

All employees not covered by SERS or STRS have an option to choose Social Security or SERS/STRS. As of June 30, 2008, members of the Board of Education have elected social security. The Board's liability is 6.2% of wages paid.

## FOREST HILLS LOCAL SCHOOL DISTRICT

### Notes to the Basic Financial Statements

Year Ended June 30, 2008

---

#### 7. POSTEMPLOYMENT BENEFITS

The School District provides comprehensive health care benefits to retired teachers and their dependents through the State Teachers Retirement System (STRS), and to retired non-certified employees and their dependents through the School Employees Retirement System (SERS).

As described above, STRS administers a pension plan that is comprised of: a defined benefit plan; a self directed defined contribution plan and a combined plan which is a hybrid of the defined benefit and defined contribution plan. Ohio law authorizes STRS to offer a cost-sharing, multiple-employer health care plan. STRS provides access to health care coverage to eligible retirees who participated in the defined benefit or combined plans. Coverage under the current program includes hospitalization, physicians' fees, prescription drugs, and reimbursement of Medicare Part B premiums. Pursuant to 3307 of the Ohio Revised Code, the Retirement Board has discretionary authority over how much, if any, of the associated health care costs will be absorbed by STRS. All benefit recipients, for the most recent year, pay a portion of the health care cost in the form of a monthly premium.

Under Ohio law, funding for post-employment health care may be deducted from employer contributions. Of the 14% employer contribution rate, 1% of covered payroll was allocated to post-employment health care for the years ended June 30, 2008, 2007 and 2006. The 14% employer contribution rate is the maximum rate established under Ohio law. The School District's portion of contributions to STRS allocated to the health care plan for the years ended June 30, 2008, 2007, and 2006 were approximately \$353,000, \$340,000, and \$317,000, respectively.

In addition to a cost-sharing multiple-employer defined benefit pension plan, SERS administers two postemployment benefit plans:

*Medicare B Plan* - The Medicare B plan reimburses Medicare Part B premiums paid by eligible retirees and beneficiaries as set forth in Ohio Revised Code (ORC) 3309.69. Qualified benefit recipients who pay Medicare Part B premiums may apply for and receive a monthly reimbursement from SERS. The reimbursement amount is limited by statute to the lesser of the January 1, 1999 Medicare Part B premium or the current premium. The Medicare Part B premium for calendar year 2007 was \$93.50; SERS' reimbursement to retirees was \$45.50. The Retirement Board, acting with the advice of the actuary, allocates a portion of the current employer contribution rate to the Medicare B Fund. For fiscal year 2008, the actuarially required allocation was 0.68%. The School District's contributions for the year ended June 30, 2008 were approximately \$10,000, which equaled the required contributions for the year.

*Health Care Plan* - ORC 3309.375 and 3309.69 permit SERS to offer health care benefits to eligible retirees and beneficiaries. SERS' Retirement Board reserves the right to change or discontinue any health care plan or program. SERS offers several types of health plans from various vendors, including HMO's, PPO's, and traditional indemnity plans. A prescription drug program is also available to those who elect health coverage. SERS employs two third-party administrators and a pharmacy benefit manager to manage the self-insurance and prescription drug plans, respectively.

## **FOREST HILLS LOCAL SCHOOL DISTRICT**

### **Notes to the Basic Financial Statements**

**Year Ended June 30, 2008**

---

The ORC provides the statutory authority to fund SERS' postemployment benefits through employer contributions. Active members do not make contributions to the postemployment benefit plans.

The Health Care Fund was established under, and is administered in accordance with, Internal Revenue Code 401(h). Each year after the allocation for statutorily required benefits, the Retirement Board allocates the remainder of the employer 14% contribution to the Health Care Fund. At June 30, 2008, the health care allocation was 3.32%. The actuarially required contribution (ARC), as of the December 31, 2006 annual valuation, was 11.50% of covered payroll. The ARC represents a level of funding that, if paid on an ongoing basis, is projected to cover normal cost each year and amortize any unfunded actuarial liabilities of the plan over a period not to exceed thirty years. The School District's contributions for years ended June 30, 2008, 2007, and 2006 were \$349,000, \$325,000, and \$261,000, respectively.

An additional health care surcharge on employers is collected for employees earning less than an actuarially determined minimum compensation amount, pro-rated according to service credit earned. Statutes provide that no employer shall pay a health care surcharge greater than 2% of that employer's SERS-covered payroll; nor may SERS collect in aggregate more than 1.5% of the total statewide SERS-covered payroll for the health care surcharge. For fiscal year 2007, the minimum compensation level was established at \$35,800. The SERS Retirement Board establishes the rules for the premiums paid by the retirees for health care coverage for themselves and their dependents or for their surviving beneficiaries. Premiums vary depending on the plan selected, qualified years of service, Medicare eligibility, and retirement status.

#### **8. RISK MANAGEMENT**

The School District maintains comprehensive insurance with private carriers for real property, building contents, vehicles and general liability insurance. Vehicle policies include liability coverage for bodily injury and property damage. Settled claims have not exceeded this commercial coverage in any of the past three years. There has been no significant change in coverage from last year.

The School District participates in the Ohio School Boards Association Workers' Compensation Group Rating Program (GRP), an insurance purchasing pool (Note 12). The GRP is intended to reduce the School District's premium by virtue of its grouping and representation with other participants in the GRP. The workers' compensation experience of the participating school districts is calculated as one experience and a common premium rate is applied to all school districts in the GRP. Each participant pays its workers' compensation premium to the State based on the rate for the GRP rather than its individual rate. Total savings are then calculated and each participant's individual performance is compared to the overall savings percentage of the GRP. A participant will then either receive money from or be required to contribute to the "Equity Pooling Fund". This insures that each participant shares equally in the overall performance of the GRP. Participation in the GRP is limited to school districts that can meet the GRP's selection criteria. Gates McDonald & Co. provides administrative, cost control and actuarial services to the GRP.



**FOREST HILLS LOCAL SCHOOL DISTRICT**  
**Notes to the Basic Financial Statements**  
**Year Ended June 30, 2008**

**9. EMPLOYEE BENEFITS**

**Compensated Absences**

The criteria for determining vacation and sick leave components are derived from negotiated agreements and State laws. Classified employees earn ten to twenty days of vacation per fiscal year, depending upon length of service. Accumulated, unused vacation time is paid to classified employees and administrators upon termination of employment. Teachers do not earn vacation time. Teachers, administrators, and classified employees earn sick leave at the rate of one and one-fourth days per month. Sick leave may be accumulated up to maximum of 215 days for teachers and 260 days for administrators and classified employees. Upon retirement of certified employees, payment is made for one-half of accrued, but unused sick leave, however, this amount is reduced to only twenty five percent if they do not leave when first eligible.

**10. LONG-TERM OBLIGATIONS**

Long-term liability activity for the year ended June 30, 2008 was as follows:

	Principal Outstanding <u>7/1/07</u>	<u>Additions</u>	<u>Reductions</u>	Principal Outstanding <u>6/30/08</u>	Amounts Due in <u>One Year</u>
<b><i>Governmental Activities:</i></b>					
General obligation bonds	\$ 17,745,000	-	(1,500,000)	16,245,000	1,620,000
Add issuance premium	138,846	-	(10,363)	128,483	-
Compensated absences	<u>2,806,541</u>	<u>207,258</u>	<u>(567,373)</u>	<u>2,446,426</u>	<u>333,090</u>
Total	\$ <u>20,690,387</u>	<u>207,258</u>	<u>(2,077,736)</u>	<u>18,819,909</u>	<u>1,953,090</u>

*Capital Improvement Bonds Payable* - On December 1, 1996, the School District issued \$2,600,000 in voted general obligations bonds paying interest of 6.02% for the purpose of expanding and improving the school facilities. The bonds were partially refunded in 2003 and have been paid in full as of June 30, 2008.

*Capital Improvement Bonds Payable* - On April 1, 1997, the School District issued \$23,500,000 in voted general obligations bonds for the purpose of constructing a junior high school. The bonds were partially refunded in 2003 and will fully mature in 2011. The balance outstanding at June 30, 2008 is \$5,600,000. The bonds will be retired from the debt service fund.

*School Improvement Refunding Bonds Payable* - On December 1, 2003, School District issued \$11,835,000 of general obligation refunding bonds to provide resources to purchase U.S. Government State and Local Government Series securities that were placed in an irrevocable trust for the purpose of generating resources for all future debt service payments of \$11,835,000 of general obligation bonds. As a result, the refunded bonds are considered to be defeased and the liability has been removed from the governmental activities column of the statement of net assets. The balance outstanding at June 30, 2008 is \$10,645,000. The bonds will be retired from the debt service fund and fully mature in 2020.

# FOREST HILLS LOCAL SCHOOL DISTRICT

## Notes to the Basic Financial Statements

Year Ended June 30, 2008

---

All general obligation debt is supported by the full faith and credit of the School District. Compensated absences will be paid from the fund from which the employees' salaries are paid. The School District's voted legal debt margin was \$103,370,060 with an unvoted debt margin of \$1,329,056 at June 30, 2008.

Principal and interest requirements to retire general obligation debt outstanding at June 30, 2008, are as follows:

Fiscal Year Ending June 30,		Principal	Interest	Total
2009	\$	1,620,000	646,199	2,266,199
2010		1,745,000	559,580	2,304,580
2011		1,880,000	461,981	2,341,981
2012		2,030,000	354,794	2,384,794
2013		2,135,000	262,444	2,397,444
2014-2018		6,330,000	3,877,656	10,207,656
2019-2021		505,000	36,016	541,016
Total	\$	<u>16,245,000</u>	<u>6,198,670</u>	<u>22,443,670</u>

### 11. JOINTLY GOVERNED ORGANIZATIONS

#### *The Hamilton Clermont Cooperative Association/Unified Purchasing Association*

The Hamilton Clermont Cooperative Association/Unified Purchasing Association (H/CCA) is a jointly governed organization among a two-county consortium of school districts. H/CCA is an association of public districts in a geographic area determined by the Ohio Department of Education. The organization was formed for the purpose of applying modern technology with the aid of computers and other electronic equipment to administrative and instructional functions among member districts. The Board of H/CCA consists of one representative from each of the participating members. The School District paid approximately \$97,000 for services provided during the fiscal year. The Unified Purchasing Cooperative was organized under the Hamilton Clermont Cooperative Association to benefit member districts with a more economically sound purchasing mechanism for general school, office and cafeteria supplies. The Unified Purchasing Cooperative organization is governed by representatives from each of the governments that create the organization, but there is no ongoing financial interest or responsibility by the participating governments. Complete financial statements for H/CCA can be obtained from their administrative offices at 7615 Harrison Avenue, Cincinnati, Ohio 45231.

## **FOREST HILLS LOCAL SCHOOL DISTRICT**

### **Notes to the Basic Financial Statements**

**Year Ended June 30, 2008**

---

#### *The Great Oaks Institute of Technology and Career Development*

The Great Oaks Institute of Technology and Career Development, a jointly governed organization, is a distinct political subdivision of the State of Ohio operated under the direction of a Board, consisting of one representative from each of the participating school district's elected board. The Board possesses its own budgeting and taxing authority as a separate body politic and corporate, established by the Ohio Revised Code. Great Oaks was formed for the purpose of providing vocational education opportunities to the students of the member school districts, which includes the students of the School District. The School District has no ongoing financial interest in nor responsibility for Great Oaks. To obtain financial information, write to Great Oaks at 3254 East Kemper Road, Cincinnati, Ohio 45241.

#### **12. INSURANCE PURCHASING POOL**

##### *Ohio School Boards Association Workers' Compensation Group Rating Plan*

The School District participates in the Ohio School Boards Association Workers' Compensation Group Rating Program (GRP), an insurance purchasing pool. The GRP's business and affairs are conducted by a three member Board of Directors consisting of the President, the President-Elect and the Immediate Past President of the OSBA. The Executive Director of the OSBA, or his designee, serves as coordinator of the program. Each year, the participating school districts pay an enrollment fee to the GRP to cover the costs of administering the program.

#### **13. CONTINGENCIES**

##### **Grants**

The School District received financial assistance from federal and state agencies in the form of grants. The expenditure of funds received under these programs generally requires compliance with terms and conditions specified in the grant agreements and is subject to audit by the grantor agencies. Any disallowed claims resulting from such audits could become a liability of the General Fund or other applicable funds. However, in the opinion of management, any such disallowed claims will not have a material adverse effect on the overall financial position of the School District at June 30, 2008.

##### **Litigation**

The School District is party to legal proceedings. The School District is of the opinion that the ultimate disposition of claims will not have a material effect, if any, on the financial condition of the School District.

**FOREST HILLS LOCAL SCHOOL DISTRICT**

**Notes to the Basic Financial Statements**

**Year Ended June 30, 2008**

---

**14. REQUIRED SET-ASIDES**

The School District is required by State Statute to annually set aside in the general fund an amount based on the statutory formula for the purchase of textbooks and other instructional materials and an equal amount for the acquisition and construction of capital improvements. Amounts not spent by year-end or offset by similarly restricted resources received during the year must be held in cash at year-end and carried forward to be used for the same purposes in future years. Although no longer required by state statute, a budget stabilization reserve may still be set aside at the discretion of the School District.

The following cash basis information describes the change in the year-end set aside amounts for textbooks, capital acquisition, and budget stabilization. Disclosure of this information is required by State statute.

		<u>Textbooks</u>	<u>Capital Improvements</u>	<u>Budget Stabilization</u>
Set-aside balance as of June 30, 2007	\$	(5,018,175)	-	250,638
Current year set-aside requirement		1,177,884	1,177,884	-
Less qualifying disbursements and offsets		<u>(2,525,991)</u>	<u>(2,984,331)</u>	<u>-</u>
Total		<u><u>(6,366,282)</u></u>	<u><u>(1,806,447)</u></u>	<u><u>250,638</u></u>
Balance carried to FY2009	\$	<u><u>(6,366,282)</u></u>	<u><u>-</u></u>	<u><u>250,638</u></u>
Reserve balance as of June 30, 2008	\$	<u><u>-</u></u>	<u><u>-</u></u>	<u><u>250,638</u></u>

The School District had qualifying disbursements during the year that reduced the set aside amounts for textbooks and instructional materials and capital and maintenance to below zero. The extra amounts for textbooks and instructional materials may be used to reduce the set aside requirements of future years.

**15. SIGNIFICANT CONTRACTUAL COMMITMENTS**

As of June 30, 2008, the School District had entered into various construction contracts for renovations and improvements under which it had a remaining unperformed and unpaid total commitment of approximately \$1,068,000.

## FOREST HILLS LOCAL SCHOOL DISTRICT

Schedule of Revenues, Expenditures and Changes in Fund  
Balance - Budget and Actual (Non-GAAP Budgetary Basis)

General Fund

Year Ended June 30, 2008

	Original Budget	Final Budget	Actual	Variance With Final Budget
<b>Revenues:</b>				
Taxes	\$ 38,558,448	39,868,448	39,886,592	18,144
Tuition and fees	419,500	419,500	474,644	55,144
Interest	180,000	180,000	180,401	401
Intergovernmental	24,687,573	24,741,573	24,832,318	90,745
Other local revenues	<u>6,240,257</u>	<u>6,151,447</u>	<u>6,309,748</u>	<u>158,301</u>
<b>Total revenues</b>	<u>70,085,778</u>	<u>71,360,968</u>	<u>71,683,703</u>	<u>322,735</u>
<b>Expenditures:</b>				
Current:				
Instruction:				
Regular	34,474,681	33,843,065	33,456,151	386,914
Special education	7,743,651	7,900,601	7,727,253	173,348
Other instruction	1,150,177	1,352,697	1,250,354	102,343
Support services:				
Pupil	3,141,830	3,277,375	3,192,785	84,590
Instructional staff	5,843,091	6,146,426	6,065,377	81,049
Board of Education	51,991	54,666	45,662	9,004
Administration	4,828,365	4,877,212	4,722,135	155,077
Fiscal	1,156,577	1,263,137	1,232,110	31,027
Business	177,915	179,565	172,136	7,429
Operation and maintenance of plant	6,196,625	6,124,237	5,885,751	238,486
Pupil transportation	4,968,018	4,773,980	4,625,102	148,878
Central	580,499	520,649	504,290	16,359
Non-instructional services:				
Community services	38,780	50,280	45,916	4,364
Extracurricular activities	<u>1,476,685</u>	<u>1,531,685</u>	<u>1,493,708</u>	<u>37,977</u>
<b>Total expenditures</b>	<u>71,828,885</u>	<u>71,895,575</u>	<u>70,418,730</u>	<u>1,476,845</u>
Excess of revenues over expenditures	(1,743,107)	(534,607)	1,264,973	1,799,580
<b>Other financing sources (uses):</b>				
Transfers out	(304,064)	(304,064)	(290,917)	13,147
Other financing sources	-	66,300	78,631	12,331
Other financing uses	(73,342)	(6,652)	(948)	5,704
Sale of assets	<u>1,600</u>	<u>1,600</u>	<u>14,184</u>	<u>12,584</u>
<b>Total other financing sources (uses):</b>	<u>(375,806)</u>	<u>(242,816)</u>	<u>(199,050)</u>	<u>43,766</u>
Net change in fund balance	(2,118,913)	(777,423)	1,065,923	1,843,346
Fund balance, beginning of year	16,043,835	16,043,835	16,043,835	
Prior year encumbrances appropriated	<u>269,297</u>	<u>269,297</u>	<u>269,297</u>	
Fund balance, end of year	\$ <u>14,194,219</u>	<u>15,535,709</u>	<u>17,379,055</u>	

See accompanying notes to required supplemental information.

# FOREST HILLS LOCAL SCHOOL DISTRICT

Notes to Required Supplementary Information

Year Ended June 30, 2008

## Note A Budgetary Basis of Accounting

While the District is reporting financial position, results of operations, and changes in fund balances on the basis of generally accepted accounting principles (GAAP), the budgetary basis as provided by law is based upon accounting for certain transactions on a basis of cash receipts, disbursements, and encumbrances. The Schedule of Revenues, Expenditures and Changes in Fund Balances - Budget and Actual (Non-GAAP Budgetary Basis) is presented on the budgetary basis to provide a meaningful comparison of actual results with the budget. The major differences between the budget basis and GAAP basis are that:

Revenues are recorded when received in cash (budget basis) as opposed to when susceptible to accrual (GAAP basis).

Expenditures are recorded when paid in cash (budget basis) as opposed to when the liability is incurred (GAAP basis).

Encumbrances are treated as expenditures for all funds (budget basis) rather than as a reservation of fund balance for governmental fund types (GAAP basis).

The following tables summarize the adjustments necessary to reconcile the GAAP statements and the budgetary basis schedule:

	<u>General</u>
Net change in fund balance - GAAP Basis	\$ 807,399
Increase / (decrease):	
Due to revenues	146,494
Due to expenditures	215,734
Due to other sources (uses)	77,683
Due to encumbrances	<u>(181,387)</u>
Net change in fund balance - Budget Basis	\$ <u>1,065,923</u>

**FOREST HILLS LOCAL SCHOOL DISTRICT  
HAMILTON COUNTY**

**SCHEDULE OF FEDERAL AWARDS RECEIPTS AND EXPENDITURES  
FISCAL YEAR ENDED JUNE 30, 2008**

Federal Grantor/ Pass Through Grantor Program Title	Pass Through Entity Number	Federal CFDA Number	Receipts	Disbursements
<b><u>U.S. DEPARTMENT OF AGRICULTURE</u></b>				
<i>Passed Through Ohio Department of Education:</i>				
National School Lunch Program	N/A	10.555		
Cash Assistance			\$283,602	\$283,602
Non-Cash Assistance (Food Distribution)			148,769	148,769
National School Lunch Program Subtotal			<u>\$432,371</u>	<u>432,371</u>
<b>Total U.S. Department of Agriculture</b>			<b><u>432,371</u></b>	<b><u>432,371</u></b>
<b><u>U.S. DEPARTMENT OF EDUCATION</u></b>				
<i>Passed Through Ohio Department of Education:</i>				
<b>Special Education Cluster:</b>				
Special Education Grants to States (Title VI-B)	6B-SF	84.027	1,603,577	1,577,048
IDEA Preschool Grant	PG-S1	84.173	<u>36,405</u>	<u>36,429</u>
Total Special Education Cluster			<u>1,639,982</u>	<u>1,613,477</u>
Grants to Local Educational Agencies (Title I)	C1-S1	84.010	279,627	277,458
Safe and Drug Free Schools	DR-S1	84.186	19,042	14,811
Title III - LEP	T3-S1	84.365	15,798	13,609
Title V -- Innovative Education Program Strategies	C2-S1	84.298	18,767	17,847
Title II-D - Technology Literacy Challenge Fund Grants	TJ-S1	84.318	2,446	2,446
Improving Teacher Quality	TR-S1	84.367	137,430	136,125
<i>Passed through the Great Oaks Institute of Technology &amp; Career Development</i>				
Carl Perkins/Vocational Education	N/A	84.048	17,832	17,393
<b>Total U.S. Department of Education</b>			<b><u>2,130,924</u></b>	<b><u>2,093,166</u></b>
<b>Totals</b>			<b><u><u>\$2,563,295</u></u></b>	<b><u><u>\$2,525,537</u></u></b>

The accompanying notes to this schedule are an integral part of this schedule.

**FOREST HILLS LOCAL SCHOOL DISTRICT  
HAMILTON COUNTY**

**NOTES TO THE FEDERAL AWARDS RECEIPTS AND EXPENDITURES SCHEDULE  
FISCAL YEAR ENDED JUNE 30, 2008**

**NOTE A - SIGNIFICANT ACCOUNTING POLICIES**

The accompanying Federal Awards Expenditures Schedule (the Schedule) summarizes activity of the District's federal award programs. The schedule has been prepared on the cash basis of accounting.

**NOTE B – FOOD DONATION PROGRAM**

Program regulations do not require the District to maintain separate inventory records for purchased food and food received from the U.S. Department of Agriculture. This non-monetary assistance (expenditures) is reported in the Schedule at the fair value of the commodities received.

**NOTE C – TRANSFERS**

The School District generally must spend Federal assistance within 15 months of receipt (funds must be obligated by June 30<sup>th</sup> and spent by September 30<sup>th</sup>). However, with ODE's approval, a District can transfer unspent Federal assistance to the succeeding year, thus allowing the School District a total of 27 months to spend the assistance. Schools can document this by using special cost centers for each year's activity, and transferring the amounts ODE approves between the cost centers. During fiscal year 2008, the Ohio Department of Education (ODE) authorized the following transfers:

CFDA		Pass-Through		
<u>Number</u>	<u>Program Title</u>	<u>Entity Number</u> <u>(or Grant Year)</u>	<u>Transfers</u> <u>Out</u>	<u>Transfers</u> <u>In</u>
84.027	Special Education - Grants to States	6B-SF-2007	\$ 26,005	
84.027	Special Education - Grants to States	6B-SF-2008		\$ 26,005
84.173	Special Education - Preschool Grants	PG-S1-2007	\$ 52	
84.173	Special Education - Preschool Grants	PG-S1-2008		\$ 52
84.010	Title I Grant to Local Educational Agencies	C1-S1-2007	\$ 321	
84.010	Title I Grant to Local Educational Agencies	C1-S1-2008		\$ 321
84.298	Title V Innovative Education Program Strategies	C2-S1-2007	\$ 105	
84.298	Title V Innovative Education Program Strategies	C2-S1-2008		\$ 105
84.186	Safe and Drug-Free Schools and Communities	DR-S1-2007	\$ 134	
84.186	Safe and Drug-Free Schools and Communities	DR-S1-2008		\$ 134
84.367	Improving Teacher Quality State Grants	TR-S1-2007	\$ 1,042	
84.367	Improving Teacher Quality State Grants	TR-S1-2008		\$ 1,042
			<u>\$ 27,658</u>	<u>\$ 27,658</u>





# Mary Taylor, CPA

Auditor of State

## INDEPENDENT ACCOUNTANTS' REPORT ON INTERNAL CONTROL OVER FINANCIAL REPORTING AND ON COMPLIANCE AND OTHER MATTERS REQUIRED BY *GOVERNMENT AUDITING STANDARDS*

Forest Hills Local School District  
Hamilton County  
7550 Forest Road  
Cincinnati, Ohio 45255

To the Board of Education:

We have audited the financial statements of the governmental activities, each major fund, and the aggregate remaining fund information of the Forest Hills Local School District, Hamilton County, Ohio (the District), as of and for the year ended June 30, 2008, which collectively comprise the District's basic financial statements and have issued our report thereon dated January 22, 2009. We conducted our audit in accordance with auditing standards generally accepted in the United States of America and the standards applicable to financial audits contained in the Comptroller General of the United States' *Government Auditing Standards*.

### **Internal Control Over Financial Reporting**

In planning and performing our audit, we considered the District's internal control over financial reporting as a basis for designing our audit procedures for expressing our opinion on the financial statements, but not to opine on the effectiveness of the District's internal control over financial reporting. Accordingly, we have not opined on the effectiveness of the District's internal control over financial reporting.

A control deficiency exists when the design or operation of a control does not allow management or employees, in performing their assigned functions, to prevent or detect misstatements on a timely basis. A significant deficiency is a control deficiency, or combination of control deficiencies, that adversely affects the District's ability to initiate, authorize, record, process, or report financial data reliably in accordance with its applicable accounting basis, such that there is more than a remote likelihood that the District's internal control will not prevent or detect a more-than-inconsequential financial statement misstatement.

A material weakness is a significant deficiency, or combination of significant deficiencies resulting in more than a remote likelihood that the District's internal control will not prevent or detect a material financial statement misstatement.

Our consideration of internal control over financial reporting was for the limited purpose described in the first paragraph of this section and would not necessarily identify all internal control deficiencies that might be significant deficiencies or material weaknesses. We did not identify any deficiencies in internal control over financial reporting that we consider material weaknesses, as defined above.

### **Compliance and Other Matters**

As part of reasonably assuring whether the District's financial statements are free of material misstatement, we tested its compliance with certain provisions of laws, regulations, contracts, and grant agreements, noncompliance with which could directly and materially affect the determination of financial statement amounts. However, providing an opinion on compliance with those provisions was not an objective of our audit and accordingly, we do not express an opinion. The results of our tests disclosed no instances of noncompliance or other matters we must report under *Government Auditing Standards*.

We intend this report solely for the information and use of the audit committee, management, the Board of Education, and federal awarding agencies and pass-through entities. We intend it for no one other than these specified parties.

A handwritten signature in black ink that reads "Mary Taylor". The signature is written in a cursive, flowing style.

**Mary Taylor, CPA**  
Auditor of State

January 22, 2009



# Mary Taylor, CPA

## Auditor of State

### INDEPENDENT ACCOUNTANTS' REPORT ON COMPLIANCE WITH REQUIREMENTS APPLICABLE TO EACH MAJOR FEDERAL PROGRAM AND ON INTERNAL CONTROL OVER COMPLIANCE IN ACCORDANCE WITH OMB CIRCULAR A-133

Forest Hills Local School District  
Hamilton County  
7550 Forest Road  
Cincinnati, Ohio 45255

To the Board of Education:

#### Compliance

We have audited the compliance of the Forest Hills Local School District, Hamilton County, Ohio (the District), with the types of compliance requirements described in the U.S. Office of Management and Budget (OMB) Circular A-133, Compliance Supplement that apply to its major federal program for the year ended June 30, 2008. The summary of auditor's results section of the accompanying schedule of findings identifies the District's major federal program. The District's management is responsible for complying with the requirements of laws, regulations, contracts, and grants applicable to each major federal program. Our responsibility is to express an opinion on the District's compliance based on our audit.

We conducted our audit of compliance in accordance with auditing standards generally accepted in the United States of America; the standards applicable to financial audits contained in *Government Auditing Standards* issued by the Comptroller General of the United States; and OMB Circular A-133, *Audits of States, Local Governments, and Non-Profit Organizations*. Those standards and OMB Circular A-133 require that we plan and perform the audit to reasonably assure whether noncompliance occurred with the types of compliance requirements referred to above that could directly and materially affect a major federal program. An audit includes examining, on a test basis, evidence about the District's compliance with those requirements and performing other procedures we considered necessary in the circumstances. We believe our audit provides a reasonable basis for our opinion. Our audit does not provide a legal determination on the District's compliance with those requirements.

In our opinion, the Forest Hills Local School District, Hamilton County, Ohio complied, in all material respects, with the requirements referred to above that apply to its major federal program for the year ended June 30, 2008.

#### Internal Control Over Compliance

The District's management is responsible for establishing and maintaining effective internal control over compliance with the requirements of laws, regulations, contracts, and grants applicable to federal programs. In planning and performing our audit, we considered the District's internal control over compliance with requirements that could directly and materially affect a major federal program in order to determine our auditing procedures for the purpose of expressing our opinion on compliance, but not for the purpose of expressing an opinion on the effectiveness of internal control over compliance. Accordingly, we do not express an opinion on the effectiveness of the District's internal control over compliance.

Corporate Centre of Blue Ash / 11117 Kenwood Rd. / Blue Ash, OH 45242  
Telephone: (513) 361-8550 (800) 368-7419 Fax: (513) 361-8577  
[www.auditor.state.oh.us](http://www.auditor.state.oh.us)

A *control deficiency* in internal control over compliance exists when the design or operation of a control does not allow management or employees, when performing their assigned functions, to prevent or detect noncompliance with a federal program compliance requirement on a timely basis. A *significant deficiency* is a control deficiency, or combination of control deficiencies, that adversely affects the District's ability to administer a federal program such that there is more than a remote likelihood that the District's internal control will not prevent or detect more-than-inconsequential noncompliance with a federal program compliance requirement.

A material weakness is a significant deficiency, or combination of significant deficiencies, that results in more than a remote likelihood that the District's internal control will not prevent or detect material noncompliance with a federal program's compliance requirements.

Our consideration of internal control over compliance was for the limited purpose described in the first paragraph of this section and would not necessarily identify all deficiencies in internal control that might be significant deficiencies or material weaknesses. We did not identify any deficiencies in internal control over compliance that we consider to be material weaknesses, as defined above

We intend this report solely for the information and use of the audit committee, management, the Board of Education, federal awarding agencies, and pass-through entities. It is not intended for anyone other than these specified parties.



**Mary Taylor, CPA**  
Auditor of State

January 22, 2009

**FOREST HILLS LOCAL SCHOOL DISTRICT  
HAMILTON COUNTY**

**SCHEDULE OF FINDINGS  
OMB CIRCULAR A -133 § .505  
JUNE 30, 2008**

**1. SUMMARY OF AUDITOR'S RESULTS**

<i>(d)(1)(i)</i>	Type of Financial Statement Opinion	Unqualified
<i>(d)(1)(ii)</i>	Were there any material control weaknesses reported at the financial statement level (GAGAS)?	No
<i>(d)(1)(ii)</i>	Were there any other significant deficiencies in internal control reported at the financial statement level (GAGAS)?	No
<i>(d)(1)(iii)</i>	Was there any reported material noncompliance at the financial statement level (GAGAS)?	No
<i>(d)(1)(iv)</i>	Were there any material internal control weaknesses reported for major federal programs?	No
<i>(d)(1)(iv)</i>	Were there any other significant deficiencies in internal control reported for major federal programs?	No
<i>(d)(1)(v)</i>	Type of Major Programs' Compliance Opinion	Unqualified
<i>(d)(1)(vi)</i>	Are there any reportable findings under § .510?	No
<i>(d)(1)(vii)</i>	Major Programs (list):	Special Education Cluster
<i>(d)(1)(viii)</i>	Dollar Threshold: Type A/B Programs	Type A: > \$ 300,000 Type B: all others
<i>(d)(1)(ix)</i>	Low Risk Auditee?	Yes

**2. FINDINGS RELATED TO THE FINANCIAL STATEMENTS  
REQUIRED TO BE REPORTED IN ACCORDANCE WITH GAGAS**

None

**3. FINDINGS AND QUESTIONED COSTS FOR FEDERAL AWARDS**

None





**Mary Taylor, CPA**  
Auditor of State

**FOREST HILLS LOCAL SCHOOL DISTRICT**  
**HAMILTON COUNTY**

**CLERK'S CERTIFICATION**

**This is a true and correct copy of the report which is required to be filed in the Office of the Auditor of State pursuant to Section 117.26, Revised Code, and which is filed in Columbus, Ohio.**

*Susan Babbitt*

**CLERK OF THE BUREAU**

**CERTIFIED**  
**FEBRUARY 5, 2009**