



**CITY OF DOVER
TUSCARAWAS COUNTY**

REGULAR AUDIT

FOR THE YEAR ENDED DECEMBER 31, 2008



Mary Taylor, CPA
Auditor of State

**CITY OF DOVER
TUSCARAWAS COUNTY**

TABLE OF CONTENTS

TITLE	PAGE
Independent Accountants' Report on Internal Control Over Financial Reporting and on Compliance and Other Matters Required by <i>Government Auditing Standards</i>	1
Schedule of Findings.....	3
Schedule of Prior Audit Findings.....	6

This page intentionally left blank.



Mary Taylor, CPA

Auditor of State

INDEPENDENT ACCOUNTANTS' REPORT ON INTERNAL CONTROL OVER FINANCIAL REPORTING AND ON COMPLIANCE AND OTHER MATTERS REQUIRED BY *GOVERNMENT AUDITING STANDARDS*

City of Dover
Tuscarawas County
122 East Third Street
Dover, Ohio 44622

To the Honorable Mayor and City Council:

We have audited the financial statements of the governmental activities, the business-type activities, each major fund, and the aggregate remaining fund information of the City of Dover, Tuscarawas County, Ohio, (the City) as of and for the year ended December 31, 2008, which collectively comprise the City's basic financial statements and have issued our report thereon dated June 10, 2009. We conducted our audit in accordance with auditing standards generally accepted in the United States of America and the standards applicable to financial audits contained in the Comptroller General of the United States' *Government Auditing Standards*.

Internal Control Over Financial Reporting

In planning and performing our audit, we considered the City's internal control over financial reporting as a basis for designing our audit procedures for expressing our opinions on the financial statements, but not to opine on the effectiveness of the City's internal control over financial reporting. Accordingly, we have not opined on the effectiveness of the City's internal control over financial reporting.

Our consideration of internal control over financial reporting was for the limited purpose described in the preceding paragraph and would not necessarily identify all deficiencies in internal control over financial reporting that might be significant deficiencies or material weaknesses. However, as discussed below, we identified certain deficiencies in internal control over financial reporting that we consider significant deficiencies.

A control deficiency exists when the design or operation of a control does not allow management or employees, in performing their assigned functions, to prevent or detect misstatements on a timely basis. A significant deficiency is a control deficiency, or combination of control deficiencies, that adversely affects the City's ability to initiate, authorize, record, process, or report financial data reliably in accordance with its applicable accounting basis, such that there is more than a remote likelihood that the City's internal control will not prevent or detect a more-than-inconsequential financial statement misstatement.

We consider the following deficiencies described in the accompanying Schedule of Findings to be significant deficiencies in internal control over financial reporting: Finding Numbers 2008-001 through 2008-003.

A material weakness is a significant deficiency, or combination of significant deficiencies resulting in more than a remote likelihood that the City's internal control will not prevent or detect a material financial statement misstatement.

101 Central Plaza South / 700 Chase Tower / Canton, OH 44702-1509
Telephone: (330) 438-0617 (800) 443-9272 Fax: (330) 471-0001
www.auditor.state.oh.us

Our consideration of the internal control over financial reporting was for the limited purpose described in the first paragraph of this section and would not necessarily identify all deficiencies in the internal control that might be significant deficiencies and accordingly, would not necessarily disclose all significant deficiencies that are also material weaknesses. We believe none of the significant deficiencies described above are material weaknesses.

We also noted certain internal control matters that we reported to the City's management in a separate letter dated June 10, 2009.

Compliance and Other Matters

As part of reasonably assuring whether the City's financial statements are free of material misstatement, we tested its compliance with certain provisions of laws, regulations, contracts, and grant agreements, noncompliance with which could directly and materially affect the determination of financial statement amounts. However, providing an opinion on compliance with those provisions was not an objective of our audit and accordingly, we do not express an opinion. The results of our tests disclosed no instances of noncompliance or other matters we must report under *Government Auditing Standards*.

We did note certain noncompliance or other matters not requiring inclusion in this report that we reported to the City's management in a separate letter dated June 10, 2009.

The City's responses to the findings identified in our audit are described in the accompanying Schedule of Findings. We did not audit the City's responses and, accordingly, we express no opinion on them.

We intend this report solely for the information and use of management and the City Council. We intend it for no one other than these specified parties.



Mary Taylor, CPA
Auditor of State

June 10, 2009

**CITY OF DOVER
TUSCARAWAS COUNTY**

**SCHEDULE OF FINDINGS
DECEMBER 31, 2008**

1. FINDINGS RELATED TO THE FINANCIAL STATEMENTS REQUIRED TO BE REPORTED IN ACCORDANCE WITH GAGAS

FINDING NUMBER 2008-001

Significant Deficiency

Council's Review of Reports

The City Auditor prints various financial reports on a monthly basis such as the Fund Cash Position Report, the Revenue Report and the Appropriation Expenditure Report which includes budget versus actual information. These reports are a vital tool in monitoring the City's financial performance, especially for comparing year-to-date expenditures and approved appropriations. City Council does not regularly receive the aforementioned reports. This significantly increases the risk that misappropriation of City funds or material financial statement errors exist without being detected timely.

City Council should review and formally approve financial reports on a monthly basis. This will help increase City Council's ability to identify misappropriation of City funds or material financial statement errors in a timely manner.

Officials' Response: Throughout 2008, the finance committee was updated on City finances and provided reports. The chairman of the finance committee noted these updates in the minutes of Council. As this did not satisfy the above reporting comment, a spreadsheet has been created providing the additional information to City Council and City Administration. These reports will be passed out and discussed on a Council agreed upon quarterly basis to City Council and City Administration.

FINDING NUMBER 2008-002

Significant Deficiency

Cash Reconciliation

The City's deposit and investment accounts are reconciled to the City's book balances on a monthly basis by the Treasurer with the aid of the City Auditor. While the Treasurer performed the reconciliations for each month during 2008, we were unable to agree the book balances presented on the reconciliations to the book balances on the City's accounting system. We additionally noted the following deficiencies in the reconciliation process:

- The City neglected to capture bank finance charges and fees and unposted interest as reconciling items since they were not recorded on the City's books totaling \$1,436.
- The December 31, 2008 bank reconciliation inappropriately contained reconciling items that had already cleared the bank statement and were posted to the City's books.
- The December 31, 2008 bank reconciliation had an unreconciled difference of \$1,197. The bank balances of the City's deposits were higher than the amount reported on the City's books.
- The bank reconciliations were not presented to City Council for review and approval.

While these errors did not result in significant financial statement adjustment during the current audit, it is likely these errors, if uncorrected, could lead to a significant financial statement misstatement. Additionally, we have noted in previous audits where significant financial statement adjustments have been posted in order for the carrying amount of City deposits to reconcile to the bank balances.

FINDING NUMBER 2008-002 (Continued)

The Treasurer should perform an all inclusive bank reconciliation each month. This reconciliation should clearly present the bank balances and each reconciling item that reduces or increases the bank balances to the City's balance presented on the Fund Cash Position Report. All errors affecting the City's accounting system identified during the reconciliation process should be presented timely to the City Auditor so the accounting system may be appropriately updated. In addition, the reconciliation should be presented to City Council for review and approval. This will help strengthen the City's internal controls over the reconciliation process and ensure error or omissions are detected timely.

Officials' Response: The monthly deposits and expenditures for the general and payroll account are balanced to the monthly bank statements deposits and expenditures. The overall book to bank balance is off on a monthly basis, with the bank consistently having more than the book. Monthly balance reports are not given to City Council, as the book and bank are not in balance.

FINDING NUMBER 2008-003

Significant Deficiency

EMS Billing and Collection

The Mayor's Executive Secretary bi-annually runs a Billing Receivables Report that shows all accounts with an unpaid balance. A bill is sent to each account holder in an attempt to collect the receivable; however, the Billing Receivables Report is only printed to show accounts with service dates within the previous year. The accounts older than one year are not attempted to be collected, nor are they written off, resulting in EMS receivables dating back to 1995 totaling \$510,865 which includes an increase of \$109,800 since December 31, 2007. Although the City adopted a Collection and Write-off Policy in December 2008 stating their intent to write off any unpaid accounts for service dates of January 1, 1995 to December 31, 2001 (accounting for \$164,619 of the outstanding receivables), the City has yet to implement this policy. While a significant financial statement adjustment was not necessary in the current audit period, it is likely a significant financial statement misstatement could occur if this issue remains unaddressed. Additionally, a substantial amount of additional EMS revenue is going uncollected that could be used to fund or even improve EMS services.

The City should implement procedures to ensure that EMS runs are being billed in a timely manner and all outstanding EMS receivables are being collected or in the process of collection. This will help ensure the City collects the EMS revenue due.

Officials' Response: As stated in the finding, Dover's "Write-Off" policy was not implemented until December, 2008. Since that time the year's 1995, 1996 and 1997 have been written-off.

FINDING NUMBER 2008-003 (Continued)

The following table shows billed amounts versus outstanding amounts beginning with 1998:

<u>YEAR</u>	<u>AMOUNT BILLED</u>	<u>AMOUNT OUTSTANDING</u>	<u>% DELINQUENT</u>
1998	\$ 118,525.00	\$ 31,819.69	26%
1999	114,500.00	31,628.82	27%
2000	119,350.00	33,323.61	27%
2001	135,040.00	28,793.94	21%
2002	138,040.00	30,308.43	21%
2003	193,796.18	42,821.93	22%
2004	205,225.46	43,699.63	21%
2005	219,884.24	43,025.99	19%
2006	231,517.92	52,056.48	22%
2007	236,418.42	54,413.19	23%
2008	247,288.43	66,496.38	26%

While the years 1998 – 2001 have not been written-off yet it can be seen that collections consistently run approximately 75% or better each year. It can also be seen that the \$109,800.00 noted in the finding has been reduced by over 50% to \$54,413.19.

There are a variety of reasons as to why the receivables are at the levels they are. My Executive Assistant must rely upon Dover Fire Department/EMS personnel to forward run report information to her in order for her to be able to generate invoices. In the past this function has not been accomplished in a timely manner.

Additionally, said Fire Department/EMS personnel initially used “Firehouse” soft ware to generate run reports. In 2007 they switched to a new soft ware, Clayton IDS, which they were unable to use for the purpose intended. (They never got it to work right). Then in mid-year 2008 they switched back to the Firehouse soft ware which is being used presently.

The ability and/or inability to receive data in a timely fashion plays an integral part in being able to issue invoices for services rendered. For all of 2007 and about half of 2008 the free flow of information between the Fire Department/EMS personnel to my Executive Assistant was practically non-existent. Since we are using the Firehouse software again this information transfer has been greatly improved and billing is being achieved in a timely fashion.

By the end of 2009 un-collectables from the years 1998 – 2002 will be written off. It has always been our goal to invoice those we provide services for in a timely manner and it remains our goal. We constantly strive to improve our operations and will continue that effort as we move forward.

**CITY OF DOVER
TUSCARAWAS COUNTY**

**SCHEDULE OF PRIOR AUDIT FINDINGS
DECEMBER 31, 2008**

Finding Number	Finding Summary	Fully Corrected?	Not Corrected, Partially Corrected; Significantly Different Corrective Action Taken; or Finding No Longer Valid; <i>Explain</i>
2007-001	City Council does not receive financial reports for review.	No	Not Corrected. Refer to Finding Number 2008-001.
2007-002	The City's book balance was unable to be reconciled with the financial institution deposit and investment accounts.	No	Not Corrected. Refer to Finding Number 2008-002.
2007-003	Several weaknesses were identified with credit card transactions. Several meal purchases were not supported by itemized receipts, late payments and finance charges were incurred for credit cards, and there was a significant volume of transactions paid for by credit card.	No	Partially Corrected. Refer to Management Letter.
2007-004	EMS runs were not being timely billed and there were no attempts to collect delinquent accounts or write them off resulting in high receivable balances.	No	Not Corrected. Refer to Finding Number 2008-003.
2007-005	Several financial statement errors were identified that resulted in audit adjustments and reclassifications.	No	Partially Corrected. Refer to Management Letter.

CITY OF DOVER, OHIO

COMPREHENSIVE ANNUAL FINANCIAL REPORT



FOR THE YEAR ENDED **DECEMBER 31, 2008**

BUILDING A COMMUNITY TOGETHER

This year's cover shows what can be done when people join forces to make it happen. Two Dover mothers, Beth Aljansic and Jody Nicklaus wanted a safe place for young children to play. The City's playground equipment was outdated and needed upgraded. Seeing the need, these two embarked upon funding the project. They formed the "Building a Dream" committee along with Historic Canal Dover Association. The committee consisted of many Dover citizens and City administration. With hard work and determination, fundraisers were planned. With the help of the Mayor a grant for \$121,300 was obtained from the local Reeves Foundation. The City of Dover added \$100,000 and the workforce to prepare the site of the project and the remaining \$100,000 plus was the direct result of the citizens of Dover helping to make the dream come true for the children of Dover. The playground was dedicated to the City of Dover and the residents on September 7th during the City of Dover's annual End of Summer Celebration. The playground is state of the art with multi-colored rubberized flooring and is a much needed, much appreciated addition to our park.



City of Dover, Ohio

Comprehensive Annual Financial Report

For the Year Ended December 31, 2008

Issued by:

City of Dover
Auditor's Office

Mary J. Fox
City Auditor

INTRODUCTORY

SECTION

DOVER LIONS CLUB

The Lions International motto is “We Serve” and the club does just that in Dover. The Dover Lions Club chartered in 1944, has stayed involved in local events. The Dover Lions Club self contained food trailer is a familiar sight at Dover functions. The club meets bi-monthly on Thursday evenings and also recently added a second club that meets bi-monthly Thursday afternoons. The Lions Club has been instrumental in the fight for the blind and visually impaired. One of many other major causes the Lions provide funding for is diabetes research. Grants for humanitarian needs and focus on the youth are provided funding through the Lions as well.



City of Dover, Ohio
Comprehensive Annual Financial Report
For the Year Ended December 31, 2008
Table of Contents

	<u>Page</u>
I. Introductory Section	
Table of Contents	i
Letter of Transmittal.....	iv
GFOA Certificate of Achievement.....	xii
List of Principal Officials.....	xiii
Organizational Chart	xiv
 II. Financial Section	
Independent Accountant’s Report	1
Management’s Discussion and Analysis.....	3
Basic Financial Statements:	
Government-wide Financial Statements:	
Statement of Net Assets	13
Statement of Activities	14
Fund Financial Statements:	
Balance Sheet - Governmental Funds	16
Reconciliation of Total Governmental Fund Balances to Net Assets of Governmental Activities	17
Statement of Revenues, Expenditures and Changes in Fund Balances - Governmental Funds	18
Reconciliation of the Statement of Revenues, Expenditures and Changes In Fund Balances of Governmental Funds to the Statement of Activities	19
Statement of Revenues, Expenditures and Changes in Fund Balance - Budget (Non-GAAP Basis) and Actual: General Fund.....	20
Statement of Fund Net Assets - Proprietary Funds	21
Statement of Revenues, Expenses and Changes in Fund Net Assets - Proprietary Funds.....	22
Statement of Cash Flows - Proprietary Funds.....	24
Statement of Fiduciary Net Assets - Fiduciary Funds.....	26

Statement of Changes in Fiduciary Net Assets - Fiduciary Funds	27
Notes to the Basic Financial Statements	28

Combining Statements and Individual Fund Schedules:

Combining Statements - Nonmajor Governmental Funds:

Fund Descriptions.....	56
Combining Balance Sheet - Nonmajor Governmental Funds	58
Combining Statement of Revenues, Expenditures and Changes in Fund Balances - Nonmajor Governmental Funds	59
Combining Balance Sheet - Nonmajor Special Revenue Funds	60
Combining Statement of Revenues, Expenditures and Changes in Fund Balances - Nonmajor Special Revenue Funds	62
Combining Statement of Revenues, Expenditures and Changes in Fund Balances - Nonmajor Capital Projects Funds.....	64

Individual Fund Schedules of Revenues, Expenditures/Expenses and Changes in
Fund Balances - Budget (Non-GAAP Basis) and Actual:

Major Funds:

General Fund	66
Master Capital Fund	71
Sewer Fund.....	72
Electric Fund	74
Water Fund.....	76

Nonmajor Funds:

Street Maintenance and Repair Fund	78
State Highway Fund	79
Police and Fire Pension Fund.....	80
Ambulance Fund	81
Cemetery Fund	82
Revolving Loan Fund.....	83
Drug Law Enforcement Fund.....	84
Law Enforcement Block Grant Fund	85
Enforcement and Education Fund	86
Shade Tree Fund.....	87
Small Cities Block Grant Fund	88
CHIP Fund.....	89
Employee Health Insurance Fund	90
Cemetery Interment Fund.....	91

III. Statistical Section

Statistical Section Table of Contents.....	S1
Net Assets by Component - Last Eight Years	S2
Changes in Net Assets - Last Eight Years.....	S4
Fund Balances, Governmental Funds - Last Ten Years	S10
Changes in Fund Balances, Governmental Funds - Last Ten Years	S12
Income Tax Rate, Revenue Base and Collections – Last Ten Years.....	S14
Electric Sales (in MWH) and Number of Customers by Type – Last Ten Years.....	S16
Electric Rates (per Month) – Last Ten Years	S18
Principal Electric Customers – 2008 and 2004	S20
Ratios of Outstanding Debt by Type – Last Ten Years.....	S21
Computation of Direct and Overlapping Debt Attributable to Governmental Activities - Current Year	S22
Legal Debt Margin Information – Last Ten Years	S24
Pledged Revenue Coverage Mortgage Revenue Bonds – Water – Last Ten Years	S26
Pledged Revenue Coverage Mortgage Revenue Bonds – Electric – Last Ten Years.....	S27
Demographic and Economic Statistics – Last Ten Years.....	S28
Principal Employers – 2008 and 1999.....	S29
Full-Time Equivalent City Government Employees by Function/Program – Last Nine Years	S30
Operating Indicators by Function/Program – Last Ten Years.....	S32
Capital Assets Statistics by Function/Program – Last Ten Years	S36



City Of Dover Auditor's Office

122 EAST THIRD STREET • DOVER, OHIO 44622

(330) 343-6385

Mary J. Fox, Auditor
E-mail: mary.fox@doverohio.com

Fax (330) 343-2775

June 10, 2009

Dear Members of Council and
Residents of the City of Dover:

It is our privilege to present to you the City of Dover's (the City) Comprehensive Annual Financial Report (CAFR). This CAFR represents the official report of the City's operations and financial position for the year ended December 31, 2008, and details the status of City finances to residents, elected officials, investment bankers, underwriters, rating agencies and all other interested parties. This report enables the City to comply with Ohio Administrative Code Section 117-2-03(B), which requires reporting on a Generally Accepted Accounting Principles (GAAP) basis, and Ohio Revised Code Section 117.38 which requires cities reporting on a GAAP basis to file an annual report with the Auditor of State within 150 days of fiscal year end.

Management assumes full responsibility for the completeness and reliability of the information contained in this report, based upon a comprehensive framework of internal control that it has established for this purpose. Because the cost of internal control should not exceed anticipated benefits, the objective is to provide reasonable, rather than absolute, assurance that the financial statements are free from any material misstatements.

The Auditor of State of Ohio has issued an unqualified ("clean") opinion on the City of Dover's financial statements for the year ended December 31, 2008. The independent accountants' report is located at the front of the financial section of this report.

Management's discussion and analysis (MD&A) immediately follows the independent accountants' report and provides a narrative introduction overview, and analysis of the basic financial statements. The MD&A complements this letter of transmittal and should be read in conjunction to it.

City Profile

Dover lies 80 miles south of Cleveland and Lake Erie and 100 miles west of Pittsburgh. Though originally called Dover, the prefix "canal" was added in 1807 by postal authorities to distinguish the City from the Village of Dover in Cuyahoga County. Canal Dover was an appropriate name at this particular time considering the town's first prosperity was stimulated by the construction of the Ohio and Erie Canal in the late 1820's. This "canal town" was incorporated as a village in 1842 and established as a city in early 1900's. By December 18, 1915, the City was officially referred to by its original name of Dover.



TREE CITY USA

Operating under the Mayor/Council form of government, the citizens of Dover elect a mayor, auditor, law director, treasurer and eight members of the council, including the president, three at-large council members and four ward council members. A safety director, service director, auditor, treasurer, and law director are responsible for various departments of City business. For financial reporting purposes, the City has considered all departments and organizations making up the City of Dover (the primary government).

The City of Dover, as a governmental entity, is totally separate and distinct from the Dover City School District. Although the two entities share similar names, they are independent of each other in terms of governing bodies, financial resources and management. Because of the separate and independent nature of the school district, the school district's financial statements are not included in this report. The Community Improvement Corporation of Tuscarawas County, the Tuscarawas County Regional Planning Commission, the Southeastern Ohio Narcotics Team and the Ohio Mid-Eastern Governments Association are reported as jointly governed organizations. The City is also associated with one joint venture, the Ohio Municipal Electric Generation Agency (JV2).

The City provides the full range of municipal services. These services include police, fire, health care, recreation programs (including parks), transportation programs (including streets), water treatment and distribution and water back flow prevention and cross connection control programs, electric and electric pollution discharge elimination and PCB elimination programs, sewer and sewer industrial pretreatment programs, planning and zoning, and general administrative services.

The City adopts a temporary appropriation budget on or before January 1 of each year for the period January 1 through March 31. An annual appropriation budget is passed by April 1 of each year for the period January 1 through December 31. All disbursements and transfers of cash between funds require appropriation authority. Budgetary control is maintained at the object level by the encumbrance of estimated purchase amounts coupled with the manual auditing of each purchase order prior to its release to a vendor or prior to payment to ensure that financial information generated is both accurate and reliable. Those purchase orders which exceed the available appropriation are returned to the department head.

Local Economy

Dover is located in northeastern Ohio, south of Cleveland and Canton in Tuscarawas County and is accessible from I-77. Dover covers an area of 5.71 square miles. This popular and expanding residential community is noted for its older elegant homes built on quiet tree-lined streets and newly developed areas. Dover is a desirable City to live in Tuscarawas County, as property values have outpaced inflation. The underlying strength of Dover's growing economy comes from its diversity. Dover does not depend on one firm for local employment; eight of our ten principal employers had more than 200 employees, lending to the City's diversification.

Six banks (Huntington National, Chase, First National Bank of Dennison, Citizens Bank, National City, First Federal Bank) are located in the City. Financial institutions located in the County had total deposits of \$205,198,000 on December 31, 2008.

Residents of Dover receive information through various media. The New Philadelphia Times-Reporter, a daily morning newspaper, serves the City. In addition, the City is within the broadcast area of five television stations, and Times Warner Cable Company provides digital cable TV services. Three AM and two FM radio stations are located in the County.

Post-Secondary schooling is available through two-year and four-year colleges and universities, including the Kent State University, Tuscarawas Campus.

Gale's Recycling It, LLC moved to a new Dover location in 2008, with help from the City of Dover's Revolving Loan fund the business purchased a larger space more suited for their business. The company initially moved to Dover in the fall of 2007, but quickly outgrew their location. With the emphasis on recycling, the business prides itself in finding new uses for old materials and recognizing their value. There are plans to open a drive thru to offer further convenience to their customers. Their goal is to continue to provide services the community needs to help them financially, while helping the environment at the same time.

Marlowe's Compounding experienced significant growth in 2008. The team at Marlowe's, along with physicians and veterinarians, combine their knowledge to try and compound prescriptions for patients who do not respond to traditional therapies. Pharmacy compounding is the time-honored art and science of creating specialized medicines for individual patients according to owner and compounding specialist Jerry Marlowe. Some patients have unique health needs that off the shelf manufactured prescriptions cannot meet. The consulting practice is growing as well, with many more patients being referred by their physician for Hormone Balancing Therapy, among other ailments. This practice sees many out of area patient referrals as physicians have come to rely on more than 25 years of experience from the Marlowe team. Jerry Marlowe has been involved in both his field of work and the community. In 2008, he was the recipient of the Bowl of Hygiea Award presented by the Ohio Pharmacists Association.

Marlite, a privately owned manufacturer and distributor of retail merchandising and commercial wall systems, is consistently adding new products and designs to their already expansive selection. In 2008 Marlite introduced Volta; Artistic Dimensional Panels. These consistent, contiguous flowing patterns create bold statements with no limit to the imagination. Founded in 1930, Dover is the home of Marlite's primary manufacturing plant and headquarters. Marlite provides products and systems to distinct commercial markets such as education, healthcare, transportation and government, just to name a few.

Union Hospital remains the City's largest employer. 2008 was a year of expansion and of economic challenges. Two factors are having an impact on the hospital, skyrocketing charity care costs and declining reimbursement from the state and local governments paying for the care of the seniors and the poor. Despite these factors, Union Hospital remains to grow their facilities providing services that were previously only offered outside the area. Providing quality and diverse care to the residents of Dover and the surrounding areas is what Union Hospital strives to do in any economic climate and will continue that goal and tradition into 2009.

Allied Machine & Engineering Corporation (AMEC) continues to introduce innovative products to its line. Established in 1941, AMEC provides hole cutting solutions for the metal cutting industry worldwide. New from AMEC in 2008 was the adjustable Revolution Drill, a remarkable tool that saves time and money. The creative design allows for adjustability of .02" on diameter with a hole-diameter of 1.875" to 4.0", the Revolution Drill comes with removable cartridges. This drill is only one of the products that make AMEC a leader, revolutionizing the indexable drilling market.

Major Initiatives

For the Year The City of Dover is actively involved in projects that will shape the future of the City for many years to come.

Design and engineering for an expansion to the Dover Burial Park was completed in 2008 and excavation for the new section "G" will begin in the summer of 2009. Section G will consist of 562 double lots and is expected to meet demand for the next 12-15 years. In addition, the department is installing a new web-based record keeping system which should be completed for public view in late summer of 2009. The software will provide the option of viewing the lots at the burial park via computer, allowing those out of the area or unable to visit the cemetery a way to see burial plots.

Due to more EPA regulations on stack emissions, the City of Dover embarked on a major boiler upgrade by installing a new, state of the art, baghouse and induced draft fan. The baghouse was designed and installed to drastically remove smoke and particulate from the boiler stack. The baghouse is manufactured by Dustex and was installed by NBW from Cleveland. The baghouse has six modules in the system and each module has 304 bags in them for a total of 1,824 bags for filtration. The smoke and particulate are drawn from the boiler through a series of ductwork to the baghouse. The smoke and particulate is forced through each module then it goes through the induced draft fan and then exits out the stack. Dover is the only municipally owned power plant in the state of Ohio that has installed a baghouse for emission control and has set the standard for the other municipal generators to follow. The baghouse had an original estimate of 5.5 million dollars, and was funded with bond anticipation notes.

For the past several years the City has been anticipating the completion of a 13 million dollar expansion to its Wastewater Treatment Plant. The expansion will nearly double the plant's existing capacity and change the waste processing. Using the submerged membrane activated sludge technology, new headworks facilities including new fine screens and grit and grease removal will be constructed, thus eliminating the primary settling tanks. The long awaited expansion is nearly completed. While the City funded the engineering and design phases through the sewer fund, the actual construction was paid for by a Ohio Water Development Authority (OWDA) loan; the City will begin repayment of the loan in June of 2009.

The Tuscarawas Avenue Bridge, which is one of two major bridges in Dover that cross the Tuscarawas River, is slated to be rebuilt. The Ohio Department of Transportation will be funding up to 80 percent of the cost, with the City funding the remaining 20 percent. A loan will be obtained from the State Infrastructure Bank for Dover's share. Design and engineering on the project is currently underway, with construction to begin in 2009.

The City of Dover owns and operates its own electric generating plant. Our Mayor, Richard P. Homrighausen, serves as the president of the Ohio Municipal Electric Association, which advocates the needs of small municipal generating plants in Ohio. He has provided testimony many times at United States Senate Sub Committee hearings regarding the legislation that affects the municipal electric industry and the City maintains a keen interest in all legislation that affects our generating plant.

Department Information During the snow season of 2008, the first snow salting began on December 5, 2007 and we had periodic salting until March 17, 2008. The entire salting season required 2,353 tons of salt.

The 2008-paving season started in June with two City owned properties being paved. Maple Grove Cemetery took a total of 638 tons of asphalt. Deis Hill Park was also completed in June. A total of 1,130 tons of asphalt was used for the park road. This also included the new parking areas. In July, the street paving program began with 10 streets and two alleys being done for a total of 6,533 tons of asphalt. With profiling and asphalt the total cost was \$372,046.

The storm sewer catch basin program had 10 catch basins being repaired or rebuilt. Crews were kept very busy this year adjusting elevations of our manholes and catch basins in the newly paved areas.

Mowing of the City's right of ways is now done by the General Services Division. There are now 50 plus locations throughout the City that are maintained by mowing and weed eating. Mowing is done weekly, bi-weekly and monthly as required. Mowing started April 18, 2008 and continued until October 22, 2008.

The leaf season started on the 12th of November, lasting 24 working days and finished on the 15th of December. Leaves were picked up using our leaf machine and two truck mounted collection boxes. For the entire process we used 812 man-hours.

The City of Dover's mini dump was used primarily as a collection area again this year for the brush, construction materials and cement that we collected from the 2,051 brush slips received throughout the year. Construction materials were disposed of at Kimble's Landfill at a cost of \$9,390. For a cost of \$6,000, Weaver Express Blower Service brought in a grinder to chip for compost, saving money and recycling a large part of materials previously hauled to the landfill.

The City of Dover operates and maintains three cemeteries. In 2008, 66 ground spaces, 7 mausoleum crypts and 9 cremation niches were sold. 78 ground burials, and 35 cremations were conducted throughout 2008.

In 2008, the Dover Fire Department responded to 1,455 calls; 1,338 were EMS calls and the remainders were fire and miscellaneous responses. The firefighters logged 1,890 hours of both mandated and voluntary training in 2008.

Dover police continued to provide services such as escorts for bank deposits, funeral escorts, unlocking citizen's car doors and checking citizen's homes while they are away for an extended period. Investigation into private property vehicle accidents is also provided.

The police department continued to support the residents of Dover with their yearly participation in community service programs such as the Third Grade Seat Belt Program, Fourth Grade Bicycle Safety Program, National Child Safety Program for grades K-5 and Halloween Safety program for grades 1 - 6. The department also participated in programs sponsored by the Tuscarawas Safe Kids Coalition, such as the TEEN Rodeo at the Tuscarawas County Fairgrounds involving students from all of the County's school districts. The department is also involved with the Safe Kids/Healthy Kids day at Kent State Tuscarawas Campus. All of the programs consist of officers working with others to provide information to the Dover school children promoting safety and good choices.

Our City's Electric Field Division has been kept busy throughout the year upgrading the lighting in the downtown, new wiring at the City pool and installing lights at the new playground. On September 14th of 2008 the remnants of Hurricane Ike blew through Dover. The storm with wind speeds of nearly 80 miles an hour downed power lines throughout the City. The employees worked around the clock to restore power and clear debris. Power was restored to the majority of customers within hours and to the remaining customers by the end of September 15th. This incident is a good example of the value of having your own power system and the reliable service it provides to the citizens.

All departments worked tirelessly to clean up the City after the storm, and the Federal Emergency Management Agency (FEMA) declared Tuscarawas County a disaster area, therefore, reimbursing the City 80 percent of the nearly \$200,000 submitted to FEMA for reimbursement.

We are very proud of the services provided to our City's residents and applaud the efforts of our departments maintaining a progressive approach to management and continually upgrading their education and licenses as well as implementing new ideas to make the City services they provide to its citizens the best they can be.

For the Future Dover continues to strive to improve upon its desirability as a place to reside, worship and conduct business in Tuscarawas County. Short term and long term goals are set yearly and every effort is made to realize each goal. It is a primary focus of the City's administration to prioritize and achieve these goals for the betterment of the citizens of the City of Dover.

The ownership of our power generation plant, transmission and fiber optic system gives the City of Dover the opportunity to provide potential business with the necessary infrastructure customized according to their needs. The City continues to use every asset and every economic development tool available to it, to entice new business and maintain current businesses throughout the City. The City continues to diversify its tax base by pursuing annexations and growth of both residential and commercial property.

For many years, the City has been planning for a new interchange at the north end. This project has begun in early 2009. The City will contribute 1 million dollars to the project and the remainder will be financed by federal funds. The new interchange will provide easy access to Interstate 77 for the many existing businesses and will help to attract new business to our City.

The City of Dover is applying for a matching grant through the federal government for a smart meter reading system. By installing new meters and software, the City would be able to provide customers with access to their electric usage, allowing for monitoring of energy inefficiencies. This system would also allow the City to monitor and manage the electric generation and power purchases more cost effectively. The City will be informed in late summer 2009 of the outcome of the application.

Another project that has been in the planning stages for a few years is the replacement of the Tuscarawas Avenue Bridge. The approximately 103 year old earthen arch bridge cannot be repaired, so a complete replacement is necessary. Tuscarawas Avenue will be closed for the duration of the project. The City will be funding a portion of this project through a loan from the State Infrastructure Bank with the remainder of the funding from the Ohio Department of Transportation.

A goal every year is to provide the citizens of Dover with the same or a better level of service than that of the previous year. We would like the Citizens of Dover to have a City to be proud of and that cares for their changing needs while maintaining a fiscally sound base.

Department Focus Each year the City of Dover selects a department to focus upon in the CAFR. This year we would like to focus on the Parks and Recreation Department.

2008 was a year of change for the Dover City Park System. Properties adjacent to the park with frontage along one of the main thoroughfares in the City were purchased with the intention to move the Park offices to the new location and expanding the park boundaries. Part of the parks department is Memorial Hall, a rentable social hall, gym and meeting place, with 28 social hall rentals, 346 gym rentals and 63 meeting room rentals in 2008. Two notable improvements to the hall are the gymnasium floor, which was completely refurbished with sanding and repainting, and the kitchen floor which was recovered with a non-skid surface. The hall currently houses the park offices.

Dover Pool saw many upgrades in 2008. The pool was painted and a new Chemtrol controller installed to help distribute chlorine accurately and in compliance with guidelines. The restrooms and shower floors were covered with a new non skid surface, there were new dressing dividers placed in the ladies locker room and 75 new chaise lounge chairs purchased. A new sound system was also installed. The City purchased the equipment in the pool concession formerly leased to an outside vendor and began operating the concession stand, hiring an additional 7 seasonal employees.

The City of Dover is proud of our disc golf course. The course has received many favorable reviews by disc golf enthusiasts. Several cement tee pads were constructed in 2008, with the remainder being completed in 2009. The course winds through the park and presents quite a challenge for even the most experienced disc golfers.

Softball, volleyball and bocce leagues are offered and continue to be a success and the fields are in use consistently by all ages. In 2008, the City held it first annual 3 on 3 basketball tournament with 8 men's and 6 high school teams competing.

It is a goal of the City of Dover to continue to grow our parks system and provide its citizens with a safe, clean and beautiful park to enjoy all year long.

Long-Term Financial Planning

The City ensures there are funding sources for all projects it undertakes. A portion of the City's income tax is restricted to the master capital fund to help provide considerable pay-as-you-go financing of governmental capital projects and capital assets. Traditionally, the City has funded projects for our enterprise funds by issuing mortgage revenue bonds, and bond anticipation notes as necessary. To fund our Wastewater treatment plant, the City of Dover has secured a low interest loan through the Ohio Water Development Authority (OWDA); this will be the first time this source of funding will be used in over twenty years. The City also has secured a loan for our portion of the Tuscarawas Avenue Bridge project through the State Infrastructure Bank. This is the first time this source of funding has been utilized for a project in Dover.

One project that continues to be a long term goal is the construction of a new City Hall. This project will take years to plan, design and build. The City is taking the necessary steps to secure the financial condition and prioritizing projects before embarking on such a major undertaking, but continues to take steps to making the project a reality.

Relevant Financial Planning

The financial planning for the City is based many times upon need. For example, in compliance with Ohio law, the City of Dover collects a kilowatt per hour tax; this tax revenue is to be transferred to the General fund in an effort to offset the general fund's loss of other revenues related to electric. The City has passed legislation that allows the transfer back to electric fund based on need. Yearly it is decided upon by the administration and the finance committee of City Council which fund will be the recipient of all or part of this revenue.

The split of our City's income tax revenue has been addressed elsewhere in the report; however, the practice of allocating 40 percent of our income tax revenue to the Master Capital projects fund continues to be a most valuable tool. In a time of financial downturn the percentage can be lowered to allow for additional yearly revenue for operating expense, but otherwise, 40 percent of income tax revenue is used to maintain and grow our City, providing infrastructure and enhancements to serve our citizens.

The financial condition of the City is reviewed by the finance committee of City Council through reports from both the Auditor and Mayor. Recommendations are submitted and either acted upon by the committee or taken under advisement for the future.

The City of Dover's present operations, current financial condition, and the future are reviewed, executed and planned as a cooperative effort of dedicated elected officials and administrative staff with a single goal in mind, to make Dover citizens proud to call this home.

Awards

GFOA Certificate of Achievement The Government Finance Officers Association of the United States and Canada (GFOA) awarded a Certificate of Achievement for Excellence in Financial Reporting to the City of Dover for its Comprehensive Annual Financial Report for the year ended December 31, 2007.

In order to be awarded a Certificate of Achievement, a government unit must publish an easily readable and efficiently organized Comprehensive Annual Financial Report which conforms to program standards. Such a report must satisfy both generally accepted accounting principles and applicable legal requirements.

A Certificate of Achievement is valid for a period of one year only. We believe our current report continues to conform to the Certificate of Achievement Program requirements, and we are submitting it to GFOA for review.

Tree City USA The City received its twenty-seventh Tree City USA Award for the year ended December 31, 2008. These prestigious awards recognize the City for its annual program of planting new trees and maintaining and removing old trees. Dover has been the second longest recipient of this award at the City level.

Acknowledgments

The preparation of the Comprehensive Annual Financial Report requires a major effort. We would like to thank everyone who has been involved in this report either directly or indirectly. The preparation of this report could not have been accomplished without the efficient and dedicated services of the entire staff of the finance department and the supervisors of other City departments, and both the Audit and the Local Government Services Section of the Auditor of State Mary Taylor's Office.

We are happy to report that the City's financial policies and management, combined with a strong local economy, have enabled Dover to continue to provide a sound financial condition. In addition, the prospects for continuing this pattern are encouraging. Each year we renew our commitment to implement responsible and progressive changes in order to improve our responsiveness to the citizenry and to insure the financial stability of the community. We extend our appreciation to City Council for its support and commitment to responsible fiscal reporting.

Respectfully submitted,

A handwritten signature in cursive script that reads "Mary J. Fox". The signature is written in black ink and is positioned above the printed name and title.

Mary J. Fox
Auditor

Certificate of Achievement for Excellence in Financial Reporting

Presented to

City of Dover
Ohio

For its Comprehensive Annual
Financial Report
for the Fiscal Year Ended
December 31, 2007

A Certificate of Achievement for Excellence in Financial Reporting is presented by the Government Finance Officers Association of the United States and Canada to government units and public employee retirement systems whose comprehensive annual financial reports (CAFRs) achieve the highest standards in government accounting and financial reporting.



A handwritten signature in black ink, appearing to read "M. L. Post".

President

A handwritten signature in black ink, appearing to read "Jeffrey R. Emer".

Executive Director

City of Dover, Ohio
Principal Officials
December 31, 2008

Mayor Richard P. Homrighausen
President of Council..... Timothy W. Tarulli
Councilman – Ward I.....Gregory M. Bair
Councilman – Ward II Shane Gunnoe
Councilman – Ward III Sandra K. Moss
Councilman – Ward IV Robert A. Mueller
Council-at-Large J. Marc Cappell
Council-at-Large Joseph A. Parolini
Council-at-Large Donald H. Maurer
Clerk of Council..... Megan R. Linard
Law Director Douglas J. O’Meara
Building Inspector..... Jeffrey C. Beitzel
Civil Service.....Jeffrey C. Border

Finance Department

Auditor Mary J. Fox
Treasurer Joseph C. Maybaugh
Income Tax Administrator Cheryl J. Saylor

Safety Department

Safety Director Tweed Vorhees
Fire ChiefRussell Volkert
Police Chief..... Ronald R. Johnson

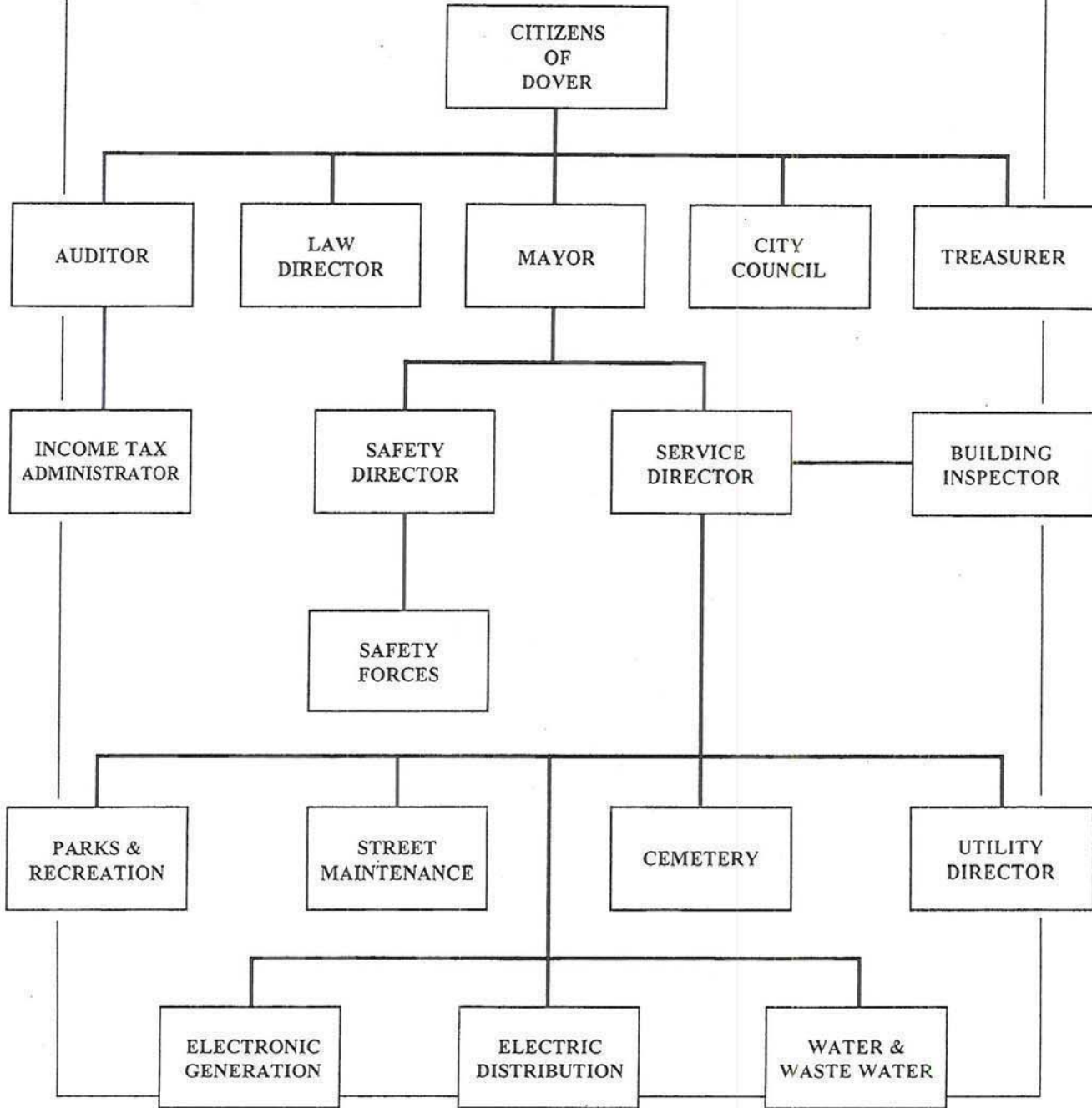
Service Department

Service Director David F. Douglas
Cemetery Scott Harmon
Electric Distribution..... Lawrence D. Lautzenheiser
Electric Plant..... David A. Filippi
General Services Rick D. Young
Parks and Recreation..... Scott A. Jerles
Utilities Office Scott D. Daniels
Water and Sewer William R. Craigo



CITY OF DOVER, OHIO

Organization Chart



THE DOVER EXCHANGE CLUB

The Dover Exchange Club sponsors the annual Canal Dover Festival, Memorial Day weekend. Each year a new plate is designed by a local artist depicting a scene of local interest. The plates are then numbered and auctioned at the start of the festival. In 2009, the Dover Exchange Club celebrates its 50th anniversary. To commemorate the event the club donated The Freedom Shrine to the citizens of Dover. The shrine contains more than 20 historical documents, such as the U. S. Constitution, Bill of Rights, Lincolns Gettysburg Address, the Declaration of Independence and the Monroe Doctrine. The Exchange Club is always an active participant and contributor in Dover.





Mary Taylor, CPA

Auditor of State

INDEPENDENT ACCOUNTANTS' REPORT

City of Dover
Tuscarawas County
122 East Third Street
Dover, Ohio 44622

To the Honorable Mayor and City Council:

We have audited the accompanying financial statements of the governmental activities, the business-type activities, each major fund, and the aggregate remaining fund information of the City of Dover, Tuscarawas County, Ohio, (the City) as of and for the year ended December 31, 2008, which collectively comprise the City's basic financial statements as listed in the Table of Contents. These financial statements are the responsibility of the City's management. Our responsibility is to express opinions on these financial statements based on our audit.

We conducted our audit in accordance with auditing standards generally accepted in the United States of America and the standards applicable to financial audits contained in the Comptroller General of the United States' *Government Auditing Standards*. Those standards require that we plan and perform the audit to reasonably assure whether the financial statements are free of material misstatement. An audit includes examining, on a test basis, evidence supporting the amounts and disclosures in the financial statements. An audit also includes assessing the accounting principles used and significant estimates made by management, as well as evaluating the overall financial statement presentation. We believe our audit provides a reasonable basis for our opinions.

In our opinion, the financial statements referred to above present fairly, in all material respects, the respective financial position of the governmental activities, the business-type activities, each major fund, and the aggregate remaining fund information of the City of Dover, Tuscarawas County, Ohio, as of December 31, 2008, and the respective changes in financial position and where applicable, cash flows, thereof and the budgetary comparison for the General Fund for the year then ended in conformity with accounting principles generally accepted in the United States of America.

In accordance with *Government Auditing Standards*, we have also issued our report dated June 10, 2009, on our consideration of the City's internal control over financial reporting and our tests of its compliance with certain provisions of laws, regulations, contracts and grant agreements and other matters. While we did not opine on the internal control over financial reporting or on compliance, that report describes the scope of our testing of internal control over financial reporting and compliance and the results of that testing. That report is an integral part of an audit performed in accordance with *Government Auditing Standards*. You should read it in conjunction with this report in assessing the results of our audit.

Management's Discussion and Analysis is not a required part of the basic financial statements but is supplementary information accounting principles generally accepted in the United States of America requires. We have applied certain limited procedures, consisting principally of inquiries of management regarding the methods of measuring and presenting the required supplementary information. However, we did not audit the information and express no opinion on it.

We conducted our audit to opine on the financial statements that collectively comprise the City's basic financial statements. The introductory section, combining nonmajor fund statements and schedules and statistical tables provide additional information and are not a required part of the basic financial statements. We subjected the combining nonmajor fund statements and schedules to the auditing procedures applied in the audit of the basic financial statements. In our opinion, this information is fairly stated in all material respects in relation to the basic financial statements taken as a whole. We did not subject the introductory section and statistical tables to the auditing procedures applied in the audit of the basic financial statements and, accordingly, we express no opinion on them.

A handwritten signature in cursive script that reads "Mary Taylor".

Mary Taylor, CPA
Auditor of State

June 10, 2009

City of Dover, Ohio
Management's Discussion and Analysis
For the Year Ended December 31, 2008
Unaudited

The discussion and analysis for the City of Dover's financial statements provides an overall review of the financial activity of the City for the twelve months ended December 31, 2008. The intent of this discussion is to provide a narrative that describes the City's performance as a whole. To obtain a more detailed understanding, one should also review the transmittal letter and the basic financial statements.

Financial Highlights

Financial highlights for 2008 are as follows:

- Total net assets increased \$3,848,781. Net Assets of governmental activities increased \$1,256,890 which represents a 7.2 percent increase from 2007. Financial constraints delayed many much needed improvements and purchases in the past few years. The increase in income tax collections, due to an increase in the rate in 2008, has been allocated for capital projects. The City has been able to purchase land, equipment and fund improvements to infrastructure. Net assets of business-type activities increased \$2,591,891 or 7.6 percent from 2007. This increase is largely due to significantly lower expenses in the electric fund. Decreased amounts spent on purchased power and purchased services make up the majority of this change.
- Total assets increased \$6,141,080 or 6.6 percent above the 2007 level due primarily to an increase in capital assets as a result of the construction of the wastewater treatment plant.
- Total liabilities increased \$2,292,299 or 5.5 percent from 2007. This is also due to the construction of the wastewater treatment plant, which is being funded by a loan from the Ohio Water Development Authority (OWDA).
- Total capital assets increased \$7,457,771, which represents an 11.0 percent increase.
- Total outstanding debt increased \$2,525,665 or 7.4 percent during 2008 due to a loan from OWDA, partially offset by decreases in other types of debt due to annual principal payments.

Using this Annual Financial Report

This report is designed to allow the reader to look at the financial activities of the City of Dover as a whole and is intended to allow the reader to obtain a summary view or a more detailed view of the City operations, as they prefer.

The Statement of Net Assets and the Statement of Changes in Net Assets provide information from a summary perspective showing the effects of the operations for the year 2008 and how they affected the operations of the City as a whole.

Reporting the City of Dover as a Whole

Statement of Net Assets and Statement of Activities

The Statement of Net Assets and the Statement of Activities provide summary information concerning the financial position and operations of the City as an entity. They provide a good resource for an overall evaluation of the City's financial performance "on one page." These statements include all non-fiduciary assets and liabilities using the accrual basis of accounting. This method takes into account all revenues when they are earned and all expenses when they are incurred. These transactions are booked when they occur and not when the actual cash is received for revenues or when invoices are paid for expenses.

City of Dover, Ohio
Management's Discussion and Analysis
For the Year Ended December 31, 2008
Unaudited

These two statements report the City's net assets and changes in those assets. The change in net assets is important since it is an indication of whether the financial position of the City is improving or declining. However, to properly evaluate the operation of the City, certain non-financial items should be taken into consideration. These items would include the current economic situation as a whole, the current tax base for the City and the age and condition of the City's buildings and infrastructure.

In the Statement of Net Assets and the Statement of Activities, the City is divided into two major activities:

- **Governmental Activities** - Most of the City's programs and services are reported here, including general government, security of persons and property, transportation, public health services, community environment, basic utility services, and leisure time activities.
- **Business-Type Activities** - These services are provided on a fee basis to recover all of the expenses of the goods or services provided. The City's business-type activities are sewer, electric and water.

Reporting on the Most Significant Funds of the City of Dover

Fund Financial Statements

The analysis of the City's major funds begins on page 8. The fund financial reports give a detailed report of the activities within the funds. The City currently has twenty funds. These funds are in existence to provide a multitude of services to the citizens of Dover. Each fund is in some ways an entity unto itself. Each fund has a designed revenue stream and restricted uses for the monies within the fund.

In this report, the focus is on five major funds, the General fund, the Master Capital fund, the Sewer fund, the Electric fund, and the Water fund. For purposes of this report, the Sewer Revenue and Wastewater Reserve are reported as the "Sewer Fund." Likewise the Electric Revenue, Guarantee Deposit, Electric Replacement and Improvement, Electric System Construction, Electric System Capital Reserve, Electric Surplus, and the Municipal Electric Improvement are all reported under the "Electric Fund" and the Water Revenue, Water Surplus, Water Construction and the Water Replacement and Improvement are reported as the "Water Fund."

Governmental Funds All of the City's major activities (excluding the Water, Sewer and Electric funds) are reported in the governmental funds. This report shows how monies flow into and out of these funds and also shows what balances are available for future expenditures. The accounting method used to report this activity is the modified accrual method. This method reports cash and like-cash items that can be converted into cash. This shows what level of financial resources is available or will be available to provide the services that the general government provides in the near future. These services include police and fire protection, as well as improving and maintaining the City's streets, parks, cemeteries, and City Hall. The relationship between governmental activities (reported in the Statement of Net Assets and the Statement of Activities) and the government funds is reconciled in the financial statements.

Proprietary Funds Proprietary funds use the same basis of accounting as business-type activities; therefore, these statements will essentially match, except for the internal service fund allocations.

City of Dover, Ohio
Management's Discussion and Analysis
For the Year Ended December 31, 2008
Unaudited

The City of Dover as a Whole

The Statement of Net Assets provides an overall view of the City. Table 1 shows a summary of the City's net assets for 2008 as they compare to 2007.

Table 1
Net Assets

	Governmental Activities		Business-Type Activities		Total	
	2008	2007	2008	2007	2008	2007
Assets						
Current and Other Assets	\$8,016,622	\$7,621,488	\$16,489,884	\$18,201,709	\$24,506,506	\$25,823,197
Capital Assets, Net	17,243,194	16,082,076	58,099,807	51,803,154	75,343,001	67,885,230
<i>Total Assets</i>	<i>25,259,816</i>	<i>23,703,564</i>	<i>74,589,691</i>	<i>70,004,863</i>	<i>99,849,507</i>	<i>93,708,427</i>
Liabilities						
Current Liabilities	2,588,800	2,729,119	3,212,627	4,526,557	5,801,427	7,255,676
Long-Term Liabilities:						
Due Within One Year	177,345	214,504	1,219,840	1,279,449	1,397,185	1,493,953
Due in More Than One Year	3,697,460	3,220,620	33,428,638	30,062,162	37,126,098	33,282,782
<i>Total Liabilities</i>	<i>6,463,605</i>	<i>6,164,243</i>	<i>37,861,105</i>	<i>35,868,168</i>	<i>44,324,710</i>	<i>42,032,411</i>
Net Assets						
Invested in Capital Assets, Net of Related Debt	14,773,194	13,312,076	24,578,530	21,145,608	39,351,724	34,457,684
Restricted for:						
Cemetery	633,047	662,182	0	0	633,047	662,182
Street Maintenance and Repair	272,293	440,453	0	0	272,293	440,453
Ambulance	168,965	132,788	0	0	168,965	132,788
Revolving Loan Program	428,737	497,354	0	0	428,737	497,354
Shade Tree	2,737	2,737	0	0	2,737	2,737
Law Enforcement and Education	35,803	36,707	0	0	35,803	36,707
Debt Service	0	0	1,523,975	1,613,143	1,523,975	1,613,143
Capital Projects Replacement and Improvement	2,311,081	2,173,835	0	0	2,311,081	2,173,835
Unrestricted	170,354	281,189	8,125,965	8,802,130	8,296,319	9,083,319
<i>Total Net Assets</i>	<i>\$18,796,211</i>	<i>\$17,539,321</i>	<i>\$36,728,586</i>	<i>\$34,136,695</i>	<i>\$55,524,797</i>	<i>\$51,676,016</i>

Total assets increased in 2008 by \$6,141,080. The majority of the increase was in the business-type activities. The increase of \$4,584,828 for business-type activities is attributable to both the construction of a bag house emissions system at the electric generating plant and the construction of the wastewater treatment plant.

Total liabilities increased by \$2,292,299. This increase is also concentrated in the business-type activities and reflects the debt related to the wastewater treatment plant construction discussed above.

Total net assets increased by \$3,848,781, which consists primarily of an increase in business-type activities.

City of Dover, Ohio
Management's Discussion and Analysis
For the Year Ended December 31, 2008
Unaudited

The City also works hard to increase net assets through our investment program. Investment earnings for governmental and business-type activities were \$427,084 in 2008. This is a decrease of \$383,188 from 2007. This decrease is a result of lower interest rates.

Table 2 shows the changes in net assets for the fiscal year 2008 for both our Governmental activities and our Business-Type activities.

Table 2
Changes in Net Assets

	Governmental Activities		Business-Type Activities		Total	
	2008	2007	2008	2007	2008	2007
Revenues						
Program Revenues:						
Charges for Services and Sales	\$1,077,360	\$1,036,183	\$25,207,058	\$24,979,096	\$26,284,418	\$26,015,279
Operating Grants and Contributions	897,280	715,192	0	0	897,280	715,192
Capital Grants and Contributions	236,422	336,435	0	0	236,422	336,435
Total Program Revenues	2,211,062	2,087,810	25,207,058	24,979,096	27,418,120	27,066,906
General Revenues:						
Property Taxes	1,211,475	1,159,059	0	0	1,211,475	1,159,059
Income Taxes	6,594,900	6,086,203	0	0	6,594,900	6,086,203
Grants and Entitlements	1,487,366	1,708,557	0	0	1,487,366	1,708,557
Investments	228,603	319,702	198,481	490,570	427,084	810,272
Miscellaneous	242,048	245,804	333,753	246,623	575,801	492,427
Total General Revenues	9,764,392	9,519,325	532,234	737,193	10,296,626	10,256,518
Total Revenues	11,975,454	11,607,135	25,739,292	25,716,289	37,714,746	37,323,424
Program Expenses						
General Government	1,378,583	1,421,425	0	0	1,378,583	1,421,425
Security of Persons and Property	4,732,202	4,114,123	0	0	4,732,202	4,114,123
Transportation	2,019,895	1,886,315	0	0	2,019,895	1,886,315
Public Health Services	672,959	734,164	0	0	672,959	734,164
Community Environment	195,913	406,736	0	0	195,913	406,736
Basic Utility Services	463,671	578,515	0	0	463,671	578,515
Leisure Time Activities	1,223,705	861,788	0	0	1,223,705	861,788
Interest and Fiscal Charges	31,636	1,468	0	0	31,636	1,468
Enterprise Operations:						
Sewer	0	0	2,421,889	2,321,173	2,421,889	2,321,173
Electric	0	0	18,448,428	21,582,963	18,448,428	21,582,963
Water	0	0	2,277,084	2,326,837	2,277,084	2,326,837
Total Program Expenses	10,718,564	10,004,534	23,147,401	26,230,973	33,865,965	36,235,507
Increase (Decrease) in Net Assets	1,256,890	1,602,601	2,591,891	(514,684)	3,848,781	1,087,917
Net Assets Beginning of Year	17,539,321	15,936,720	34,136,695	34,651,379	51,676,016	50,588,099
Net Assets End of Year	\$18,796,211	\$17,539,321	\$36,728,586	\$34,136,695	\$55,524,797	\$51,676,016

City of Dover, Ohio
Management's Discussion and Analysis
For the Year Ended December 31, 2008
Unaudited

Governmental Activities

The funding for the governmental activities comes from several different sources, the most significant being the municipal income tax. Other prominent sources are property taxes, grants and entitlements, charges for services, and investment interest.

The City's income tax was established by ordinance to be effective January 1, 1970 at a rate of 1 percent. In the November election of 2006, the voters voted to increase the income tax rate by ½ percent. There is no restriction on how the additional ½ percent is to be used. The income tax accounted for revenues of \$6,594,900 in 2008. By City ordinance, income tax proceeds, after income tax department expenditures, are credited to the following funds: 40 percent of the net income tax to the master capital capital projects fund and the remaining balance divided between the cemetery special revenue fund, the street maintenance and repair special revenue fund, the police and fire pension special revenue fund and the general fund. In 2008, the City returned to the practice of putting a full 40 percent of income tax revenue into the master capital fund which has been an excellent tool in making capital improvements, maintaining City streets and purchasing equipment. The City has had to reduce the percentage to the master capital fund in the past due to expenses outpacing revenue in the operating funds. It is the plan to continue to fund the master capital fund with 40 percent of income tax revenue which allows the City to go forward with long-awaited capital improvements.

Security of Persons and Property represent the largest expense of the Governmental Activities and includes Police and Fire. The yearly expense of \$4,732,202 represents a 15 percent increase over 2007. This increase is the result of the hiring of an additional firefighter, wage increases, and an increase in depreciation on assets related to police and fire. These two departments operate out of the General fund.

Our Fire Department employs 19 full time employees including the Chief. The City is committed to maintaining a very efficient department. Regular meetings, drills and training sessions are held. There is a strong emphasis on equipment with financial planning in place for replacement of worn equipment on a regular basis. The department's functions include firefighting, emergency medical service (including paramedic service), fire prevention education and investigation. The department also contracts with Dover Township to provide firefighting and emergency medical services. The revenues generated by this contract are reported under the charges for services area.

Our Police Department is a full-time, 24 hour a day, 365 days a year department with 22 officers, including a full time Chief.

Our Street Maintenance and Repair and Traffic Department employs 16 full time employees who provide the City and its citizens many services that include public road salting, leaf and debris pickup, paint striping and alley profiling. Transportation expenses were increased by \$133,580 from 2007. This increase is a result of the increased cost of salt.

The City also maintains three cemeteries (public health services) and two parks (leisure time activities) within the City. These areas had expenses of \$1,896,664 in 2008, which represents an 18.8 percent increase over 2007. This increase in part reflects additional staffing for the pool concession stand, increases in wages, and the retirement of the Parks and Recreation Superintendent. Overtime was also paid in all City departments for the clean up from the wind storm on September 14, 2008.

City of Dover, Ohio
Management's Discussion and Analysis
For the Year Ended December 31, 2008
Unaudited

Business-Type Activities

The City also operates a Utility Department that consists of three utilities. The largest from an asset and revenue standpoint is the electric utility. This utility consists of a coal fired generation plant and distribution system that serves the City and surrounding area with reliable and competitively priced power. In 2008, the electric utility generated \$20,080,589 in charges for services revenue. In 2001, the City entered into a joint venture project with other municipalities and American Municipal Power of Ohio (AMP Ohio) to ensure the availability and consistent pricing when purchasing peak power. The City is considering other partnering options with AMP Ohio and in the fall of 2007 passed legislation to participate in the AMPGS project, along with the Prairie State project and the hydroelectric project. These investments help to ensure the City's goal of reliable, affordable power and give the City the opportunity of selling any excess City owned power to others.

The water utility serviced 5,791 consumers with a minimum monthly pumpage of 1.15 million gallons and a maximum monthly pumpage of 3.08 million gallons in 2008. The water plant is the newest of the utility facilities. It was put into service in 1998. The raw water is supplied through four wells currently in service into the plant where the water is treated with chlorine and filtered through green sand filters and distributed throughout the City. The City has three water towers.

The sewer facility processed an average of 1,453,000 gallons per day during 2008. This facility is near its peak capacity and a sludge press was added in 2001 to increase the efficiency of the plant. The City is moving forward with a sewer plant expansion. This \$13 million expansion broke ground in 2007. The City is paying for the engineering and design through the Sewer operating fund and is funding the remainder by a loan through Ohio Water Development Authority for the construction of the project. A major portion of the plant was completed in 2008. The plant is slated for completion and for use in 2009.

The revenues and expenses for all three of these utilities are reported under the business-type activities on Table 2. The majority of the City's revenues and expenses flow through the business-type activities. The revenues are generated primarily from charges for services. In 2008, charges for services of \$25,207,058 accounted for approximately 97.9 percent of the revenues. The total expenses for the utilities were \$23,147,401, which was a significant decrease from 2007 due to decreases in purchased services and purchased power. The City had an increase in net assets of \$2,591,891 for the business-type activities.

The City's Funds

Information about the City's governmental funds begins on page 16. These funds are accounted for using the modified accrual method of accounting. The General fund had revenues of \$6,504,364 and expenditures of \$6,145,126, resulting in an excess of revenues over expenditures of \$359,238. 2008 was the first full year of income tax collections at the rate of 1.5 percent. As the additional amount of revenue was unknown at the beginning of the year, budgets were compiled conservatively and expenditures closely monitored. The same approach was taken in budgeting for 2009, given the economic climate. The Master Capital fund had revenues of \$2,896,505 and expenditures of \$2,593,544, leaving an excess of revenues over expenditures of \$202,961. The income tax allocated to the Master Capital fund is the source of revenue for many projects such as the purchase of land and equipment and improvements to infrastructure. The City has many projects that were postponed due to financial constraints in past years; we are now moving forward with many of those much needed projects. In 2008, the Master Capital fund received 40 percent of income tax collections, allowing many smaller projects to be funded and completed. It is a practice of the City to pay cash for items such as fire trucks, sinking funds are only utilized when necessary. The City's funds are monitored consistently with adjustments made throughout the year in budgets to accommodate yearly revenues.

City of Dover, Ohio
Management's Discussion and Analysis
For the Year Ended December 31, 2008
Unaudited

The one fund that consistently exceeds our expense expectations is our Employee Health Insurance fund. Our medical and dental benefit plans have been self-funded since 1988. An ordinance was passed in 2007 to increase the premium by \$300 monthly and allow for an additional \$100 per employee per month to be contributed to the fund on an as-needed basis. We are consistently negotiating with all our unions for plan modifications and increased employee contributions to help control plan costs.

Information about the Proprietary Funds starts on page 21. These funds are accounted for on an accrual basis. The Sewer fund had operating revenues of \$3,248,905, which exceeded operating expenses of \$2,406,028. The Electric fund had operating revenues of \$20,383,395, which exceeded operating expenses of \$17,705,379 and the Water fund had operating revenues of \$1,908,511 and operating expenses of \$2,020,201. The City consistently monitors these funds and takes the required actions to ensure strength in our enterprise funds. In October of 2007, a 15 percent across the board increase in electric rates was passed by City Council. This increase offset the decreased electric usage during 2008, allowed for increased debt payments and funding for capital improvement projects throughout the City. This increase has set the course for the City to maintain the City's electric system, while staying fiscally sound in this major fund.

Budgeting Highlights

The City's budget is prepared according to the laws of the State of Ohio and is based on accounting for certain transactions on a cash basis for receipts, expenditures, and encumbrances. The City of Dover is somewhat different than many other Ohio cities its size in that the General fund is not our most significant fund. Our budget is adopted at object level within each department. Any budgetary modifications at that level may only be made by Council action.

For 2008, general fund appropriations were modified by Council five times. Final budgeted revenues and final appropriations were both lower than their respective original amounts due to revised estimates in income tax revenue and general government expenditures. Actual revenues were \$86,342 lower than the final budgeted revenues and actual expenditures were \$488,770 lower than the final appropriations.

All recommendations for appropriation changes come to Council from the City Auditor. The Finance Committee of Council reviews them, and they make their recommendation to the Council as a whole.

Strong emphasis is placed on fund balances. The City Auditor reviews fund balances on a daily basis. Special attention is paid to the operating funds, which are the General, Electric, Sewer, and Water funds. Council also receives a monthly report showing beginning fund balance for all funds at the beginning of the year, the change in the balance thus far year to date, and the current fund balance.

Line item reports are reviewed regularly by the City Auditor to ensure spending is within the legal level. The managers and superintendents, as well as the Utility and Safety Service Directors, also monitor their appropriations and fund balances to ensure the entire operation of the City operates within the appropriations.

City of Dover, Ohio
Management's Discussion and Analysis
For the Year Ended December 31, 2008
Unaudited

Capital Assets

Table 3
Capital Assets at December 31

	Governmental Activities		Business-Type Activities		Total	
	2008	2007	2008	2007	2008	2007
Land	\$1,075,202	\$887,679	\$435,066	\$435,066	\$1,510,268	\$1,322,745
Buildings	2,113,579	1,551,901	14,160,043	14,353,198	16,273,622	15,905,099
Improvements Other than Buildings	946,467	447,135	0	0	946,467	447,135
Equipment and Machinery	1,158,259	728,792	2,104,461	2,328,885	3,262,720	3,057,677
Furniture and Fixtures	10,427	13,281	33,656	39,415	44,083	52,696
Vehicles	333,655	387,859	404,159	246,689	737,814	634,548
Infrastructure	11,018,060	11,115,809	18,254,920	18,034,642	29,272,980	29,150,451
Construction-In-Progress	587,545	949,620	22,707,502	16,365,259	23,295,047	17,314,879
<i>Total Capital Assets</i>	<u>\$17,243,194</u>	<u>\$16,082,076</u>	<u>\$58,099,807</u>	<u>\$51,803,154</u>	<u>\$75,343,001</u>	<u>\$67,885,230</u>

Total Capital Assets for the City of Dover for the year ended December 31, 2008 were \$75,343,001 which reflects a \$7,457,771 increase over the 2007 figure of \$67,885,230. This increase is primarily due to an increase in construction-in-progress from the construction of the wastewater treatment plant. Capital asset activity for 2008 is provided in Note 9.

Debt

The outstanding debt for the City of Dover as of December 31, 2008 was \$36,629,593. This balance reflected an increase of \$2,525,665 from the previous year's balance of \$34,103,928, an increase of approximately 7.4 percent.

Table 4
Outstanding Debt at Year End

	Governmental Activities		Business-Type Activities		Total	
	2008	2007	2008	2007	2008	2007
Police and Fire Pension	\$285,319	\$291,066	\$0	\$0	\$285,319	\$291,066
Revenue Bonds	0	0	13,562,586	14,434,531	13,562,586	14,434,531
General Obligation Bonds	0	0	0	260,000	0	260,000
OWDA Loan	0	0	12,511,688	8,248,331	12,511,688	8,248,331
Notes Payable	2,470,000	2,770,000	7,800,000	8,100,000	10,270,000	10,870,000
<i>Total</i>	<u>\$2,755,319</u>	<u>\$3,061,066</u>	<u>\$33,874,274</u>	<u>\$31,042,862</u>	<u>\$36,629,593</u>	<u>\$34,103,928</u>

The Utility Department carries the vast majority of the debt, the largest debt being that of the electric utility. Most of this debt is a revenue bond, OWDA loan and various purpose notes that were issued for major upgrades to the power plant.

City of Dover, Ohio
Management's Discussion and Analysis
For the Year Ended December 31, 2008
Unaudited

The water utility issued a revenue bond in 2003 for improvements to the waterworks system. It is scheduled to be paid off in 2022. In 2004, the water utility refunded their 1994 waterworks system revenue bond. The new issue is scheduled to be paid off in 2022. In 2008 and 2009, the City received proceeds of a loan from the Ohio Water Development Authority for the construction of the wastewater treatment plant. The sewer utility had a general obligation bond. It was paid off in 2008.

Debt service payments for the sewer utility, electric utility and water utility in 2008 were \$278,983, \$9,309,702, and \$466,906 respectively.

Additional information on the City's long-term debt can be found in Note 15 of this report. Information regarding bond anticipation notes is in Note 14.

Current Financial Issues

The construction of the wastewater treatment plant using a new MBR treatment process, which is a process that uses a porous media (sheet or tubing) to separate solids from treated effluent, is a major expansion of the existing plant. The decision to use the MBR technology was made for several reasons, such as the extremely high quality effluent, therefore, minimizing future issues with EPA permits. The system can be easily expanded and operated with the existing workforce. The technology although, somewhat new, has been proven effective and eliminates both the primary settling and anaerobic digester functions. In 2009, the City will start to repay the 20 year loan made by Water Pollution Control Fund through the Ohio Water Development Authority, because this method of financing was used, the City will be repaying the loan at an interest rate of 3.25 percent.

2009 is the year that the Tuscarawas Avenue Bridge Project will begin. The bridge is slated for a full replacement. This project has been in works for many years. The Ohio Department of Transportation is funding 80 percent of the replacement with the remaining 20 percent being paid for by the City of Dover through a loan from the State Infrastructure Bank. The project is set to begin in June of 2009.

Another project that has been planned for years is the addition of an interchange in the north end of Dover near County Road 80. The federal funding for this project requires a 1 million dollar match by the City. The money is budgeted for expenditure in 2009. This interchange will provide an additional means of accessing Dover and the surrounding areas from Interstate 77. Dover continues to grow to the north and the interchange will help accommodate the flow of traffic.

Two sources of funding continue to offer the City flexibility in controlling revenues to the General Fund. One is the Kwh tax collected by the Electric Revenue Fund. This tax was imposed by the state as part of the legislation passed for electric deregulation. The tax collected from power sold within City limits is to be transferred to the General Fund. Legislation was passed by City Council to allow the tax to be returned to the Electric Revenue Fund. In an effort to keep rates low, it is the City's intent to return the money to the Electric Revenue Fund each year unless there are significant revenue shortfalls in the General Fund. The other flexible source of funding is the split of the income tax. Currently 40 percent of tax collections are allocated to the Master Capital Fund for capital projects. The percentage can be adjusted by City Council to aid in stabilizing the General Fund balance should the need arise.

With a fiber optic network already in place, allowing time for an extension to their location, businesses can be offered a reliable, affordable and an efficient fiber connection through the City of Dover's network. The City has been testing the system with a few business customers, and providing a connection to the local schools, hospital and the City facilities. In 2008, a feasibility study was conducted by Uptown Services; the study proved to be favorable. We feel this technology is an effective economic development tool and deserves to be considered and developed and for all existing and future endeavors by Dover businesses. The City continues to research all sources of funding for this project.

City of Dover, Ohio
Management's Discussion and Analysis
For the Year Ended December 31, 2008
Unaudited

The City of Dover prides itself on providing reliable, affordable utility services to all its residents and reviews each project with that mission as the top priority. An economic development electric rate as a tool to attract new business to the City is being used by a few qualifying customers. This discounted rate allows the business time to become financially stable and is conditionally offered to any business looking to locate within the City. The City continues to be involved with American Municipal Power-Ohio(AmpOhio) projects. The City along with AmpOhio continues to research alternative methods of power generation, such as hydropower. The City's goal is to diversify our power sources, through purchased power and our own generation, to provide the most reliable power at the lowest cost to our citizens.

In October of 2008, the City's Economic Revolving Loan committee recommended and Dover City Council approved a 75 percent tax abatement for a new company locating in Dover. Olympic Steel, Inc. purchased property in Dover to house office, manufacturing and warehouse operations, permitting expansion of its product lines in Ohio. The company plans to provide 25 new jobs to the area within the next two years.

In November of 2008, a loan from the City's Economic Revolving Loan Fund was approved for an existing Dover business. Gales Recycle It, LLC received \$90,000 to be used for the purchase of a building at a location more suited for their business.

The strength of Dover continues to be the number of small businesses who provide the City of Dover diversity in its tax base. No one employer has more than 1,000 employees, the closest in number is 760 at Union Hospital, which continues to expand its facilities and provide new services.

The plans for the future are always made keeping a careful watch on the financial condition of the City. The City of Dover has a firm commitment to its citizens and has continued to provide a high level of services in 2009. Our goal remains to grow and meet the needs of the future while maintaining fiscal soundness. The City of Dover shows its strength of a diversified tax base by consistently keeping pace with prior years collections of income tax. City departments are adequately staffed and the City continues to replace equipment by necessity. We are proceeding with our yearly paving program, and extending our streets and utilities to new areas based on need. City Council has again provided funding for a sidewalk replacement program and an alley paving program.

The Council and the Administration work very hard to keep the City growing and providing our Citizens with consistent service and meeting their needs. We watch our funds closely and make sure monies are budgeted to provide for proper maintenance of our equipment and facilities. Our administration and department superintendents are all involved in our budget process. Our budget is developed from the bottom up with the emphasis on good stewardship of our ratepayers and taxpayers money.

Contacting the City's Finance Department

This report is intended to provide our citizens and anyone interested in the financial aspects of the City of Dover a general overview of our financial operation. If there are questions, please contact Auditor, Mary J. Fox, City of Dover, 122 East Third Street, Dover, Ohio 44622, telephone 330-343-6395 or website at www.doverohio.com.

City of Dover, Ohio
Statement of Net Assets
December 31, 2008

	Governmental Activities	Business-Type Activities	Total
Assets			
Equity in Pooled Cash and Cash Equivalents	\$3,152,166	\$7,526,649	\$10,678,815
Cash and Cash Equivalents:			
Held by Trustee	0	1,571,100	1,571,100
With Fiscal Agents	20,900	102,853	123,753
Materials and Supplies Inventory	161,603	943,229	1,104,832
Accounts Receivable	126,977	3,847,265	3,974,242
Internal Balances	29,583	(29,583)	0
Intergovernmental Receivable	1,284,430	4,242	1,288,672
Prepaid Items	84,239	244,561	328,800
Income Tax Receivable	1,915,703	0	1,915,703
Property Taxes Receivable	927,065	0	927,065
Loans Receivable	313,956	0	313,956
Deferred Charges	0	352,997	352,997
Investment in Joint Venture	0	1,926,571	1,926,571
Nondepreciable Capital Assets	1,662,747	23,142,568	24,805,315
Depreciable Capital Assets, Net	15,580,447	34,957,239	50,537,686
<i>Total Assets</i>	<u>25,259,816</u>	<u>74,589,691</u>	<u>99,849,507</u>
Liabilities			
Accounts Payable	80,946	185,583	266,529
Accrued Wages	226,414	195,023	421,437
Contracts Payable	239,535	1,662,082	1,901,617
Intergovernmental Payable	435,314	291,069	726,383
Matured Interest Payable	1,735	3,204	4,939
Accrued Interest Payable	49,425	160,875	210,300
Vacation Benefits Payable	278,064	237,834	515,898
Retainage Payable	19,165	99,649	118,814
Customer Deposits	0	77,308	77,308
Claims Payable	92,725	0	92,725
Deferred Revenue	895,477	0	895,477
Notes Payable	270,000	300,000	570,000
Long-Term Liabilities:			
Due Within One Year	177,345	1,219,840	1,397,185
Due In More Than One Year	3,697,460	33,428,638	37,126,098
<i>Total Liabilities</i>	<u>6,463,605</u>	<u>37,861,105</u>	<u>44,324,710</u>
Net Assets			
Invested in Capital Assets, Net of Related Debt	14,773,194	24,578,530	39,351,724
Restricted for:			
Cemetery	633,047	0	633,047
Street Maintenance and Repair	272,293	0	272,293
Ambulance	168,965	0	168,965
Revolving Loan Program	428,737	0	428,737
Shade Tree	2,737	0	2,737
Law Enforcement and Education	35,803	0	35,803
Debt Service	0	1,523,975	1,523,975
Capital Projects	2,311,081	0	2,311,081
Electric Replacement and Improvement	0	2,232,257	2,232,257
Water Replacement and Improvement	0	267,859	267,859
Unrestricted	170,354	8,125,965	8,296,319
<i>Total Net Assets</i>	<u>\$18,796,211</u>	<u>\$36,728,586</u>	<u>\$55,524,797</u>

See accompanying notes to the basic financial statements

City of Dover, Ohio
Statement of Activities
For the Year Ended December 31, 2008

	Expenses	Program Revenues		
		Charges for Services and Sales	Operating Grants and Contributions	Capital Grants and Contributions
Governmental Activities:				
General Government	\$1,378,583	\$0	\$0	\$0
Security of Persons and Property	4,732,202	58,882	0	0
Transportation	2,019,895	24	814,109	0
Public Health Services	672,959	285,747	0	0
Community Environment	195,913	0	83,171	0
Basic Utility Services	463,671	732,707	0	0
Leisure Time Activities	1,223,705	0	0	236,422
Interest and Fiscal Charges	31,636	0	0	0
<i>Total Governmental Activities</i>	<u>10,718,564</u>	<u>1,077,360</u>	<u>897,280</u>	<u>236,422</u>
Business-Type Activities:				
Sewer	2,421,889	3,223,641	0	0
Electric	18,448,428	20,080,589	0	0
Water	2,277,084	1,902,828	0	0
<i>Total Business-Type Activities</i>	<u>23,147,401</u>	<u>25,207,058</u>	<u>0</u>	<u>0</u>
<i>Total - Primary Government</i>	<u>\$33,865,965</u>	<u>\$26,284,418</u>	<u>\$897,280</u>	<u>\$236,422</u>

General Revenues

Property Taxes Levied for:

 General Purposes

 Police and Fire Pension

Income Tax Levied for:

 General Purposes

 Street Maintenance and Repair

 Cemetery

 Police and Fire Pension

 Capital Outlay

Grants and Entitlements not Restricted to Specific Programs

Investment Earnings

Miscellaneous

Total General Revenues

Change in Net Assets

Net Assets Beginning of Year

Net Assets End of Year

See accompanying notes to the basic financial statements

Net (Expense) Revenue and Changes in Net Assets		
Governmental Activities	Business-Type Activities	Total
(\$1,378,583)	\$0	(\$1,378,583)
(4,673,320)	0	(4,673,320)
(1,205,762)	0	(1,205,762)
(387,212)	0	(387,212)
(112,742)	0	(112,742)
269,036	0	269,036
(987,283)	0	(987,283)
(31,636)	0	(31,636)
(8,507,502)	0	(8,507,502)
0	801,752	801,752
0	1,632,161	1,632,161
0	(374,256)	(374,256)
0	2,059,657	2,059,657
(8,507,502)	2,059,657	(6,447,845)
1,053,027	0	1,053,027
158,448	0	158,448
2,908,923	0	2,908,923
535,272	0	535,272
331,960	0	331,960
241,842	0	241,842
2,576,903	0	2,576,903
1,487,366	0	1,487,366
228,603	198,481	427,084
242,048	333,753	575,801
9,764,392	532,234	10,296,626
1,256,890	2,591,891	3,848,781
17,539,321	34,136,695	51,676,016
<u>\$18,796,211</u>	<u>\$36,728,586</u>	<u>\$55,524,797</u>

City of Dover, Ohio*Balance Sheet**Governmental Funds**December 31, 2008*

	<u>General</u>	<u>Master Capital</u>	<u>Other Governmental Funds</u>	<u>Total Governmental Funds</u>
Assets				
Equity in Pooled Cash and Cash Equivalents	\$576,543	\$1,473,707	\$1,074,198	\$3,124,448
Cash and Cash Equivalents				
With Fiscal Agents	0	16,617	4,283	20,900
Materials and Supplies Inventory	18,730	0	142,873	161,603
Accounts Receivable	81,385	0	45,592	126,977
Intergovernmental Receivable	822,908	155,360	306,162	1,284,430
Prepaid Items	73,486	0	10,753	84,239
Income Taxes Receivable	842,880	748,198	324,625	1,915,703
Property Taxes Receivable	793,282	0	133,783	927,065
Loans Receivable	0	0	313,956	313,956
<i>Total Assets</i>	<u>\$3,209,214</u>	<u>\$2,393,882</u>	<u>\$2,356,225</u>	<u>\$7,959,321</u>
Liabilities				
Accounts Payable	\$48,258	\$15,962	\$16,726	\$80,946
Accrued Wages	174,691	0	51,723	226,414
Contracts Payable	86,250	80,393	72,892	239,535
Intergovernmental Payable	220,203	0	215,111	435,314
Matured Interest Payable	0	0	1,735	1,735
Accrued Interest Payable	0	5,631	0	5,631
Retainage Payable	0	16,617	2,548	19,165
Deferred Revenue	1,518,567	319,880	511,109	2,349,556
Notes Payable	0	270,000	0	270,000
<i>Total Liabilities</i>	<u>2,047,969</u>	<u>708,483</u>	<u>871,844</u>	<u>3,628,296</u>
Fund Balances				
Reserved for Encumbrances	0	151,815	14,230	166,045
Reserved for Loans Receivable	0	0	261,290	261,290
Unreserved:				
Undesignated, Reported in:				
General Fund	1,161,245	0	0	1,161,245
Special Revenue Funds	0	0	1,173,059	1,173,059
Capital Projects Funds	0	1,533,584	35,802	1,569,386
<i>Total Fund Balances</i>	<u>1,161,245</u>	<u>1,685,399</u>	<u>1,484,381</u>	<u>4,331,025</u>
<i>Total Liabilities and Fund Balances</i>	<u>\$3,209,214</u>	<u>\$2,393,882</u>	<u>\$2,356,225</u>	<u>\$7,959,321</u>

See accompanying notes to the basic financial statements

City of Dover, Ohio
*Reconciliation of Total Governmental Fund Balances to
 Net Assets of Governmental Activities
 December 31, 2008*

Total Governmental Fund Balances	\$4,331,025
---	--------------------

*Amounts reported for governmental activities in the
 statement of net assets are different because*

Capital assets used in governmental activities are not financial resources and therefore are not reported in the funds	17,243,194
--	------------

Other long-term assets are not available to pay for current-period expenditures and therefore are deferred in the funds:

Property Taxes	31,588
Income Tax	815,331
Grants	561,568
Charges for Services	<u>45,592</u>

Total	1,454,079
-------	-----------

An internal service fund is used by management to charge the costs of insurance to individual funds. The assets and liabilities of the internal service fund are included in governmental-type activities in the statement of net assets.	(65,007)
---	----------

An internal balance is recorded in governmental activities to reflect underpayments to the internal service fund by the business-type activities.	29,583
---	--------

Accrued interest payable is not due and payable in the current period and therefore is not reported in the funds.	(43,794)
---	----------

Vacation benefits payable is a contractually required benefit not expected to be paid with expendable available financial resources and therefore not reported in the funds.	(278,064)
--	-----------

Long-term liabilities are not due and payable in the current period and therefore are not reported in the funds:

Police and Fire Pension	(285,319)
Notes Payable	(2,200,000)
Compensated Absences	<u>(1,389,486)</u>

Total	<u>(3,874,805)</u>
-------	--------------------

<i>Net Assets of Governmental Activities</i>	<u><u>\$18,796,211</u></u>
--	----------------------------

City of Dover, Ohio
Statement of Revenues, Expenditures and Changes in Fund Balances
Governmental Funds
For the Year Ended December 31, 2008

	General	Master Capital	Other Governmental Funds	Total Governmental Funds
Revenues				
Property Taxes	\$1,059,047	\$0	\$159,136	\$1,218,183
Income Taxes	2,918,019	2,642,419	1,210,000	6,770,438
Intergovernmental	1,430,415	155,360	792,064	2,377,839
Interest	184,436	0	44,167	228,603
Fines, Licenses and Permits	56,041	0	2,865	58,906
Charges for Services	732,707	0	307,589	1,040,296
Other	123,699	98,726	19,623	242,048
<i>Total Revenues</i>	<u>6,504,364</u>	<u>2,896,505</u>	<u>2,535,444</u>	<u>11,936,313</u>
Expenditures				
Current:				
General Government	1,197,585	0	0	1,197,585
Security of Persons and Property	3,513,805	0	476,454	3,990,259
Transportation	0	0	1,234,454	1,234,454
Public Health Services	4,901	0	626,822	631,723
Community Environment	92,588	0	90,000	182,588
Basic Utility Services	463,671	0	0	463,671
Leisure Time Activities	872,576	0	0	872,576
Capital Outlay	0	2,365,778	47,000	2,412,778
Debt Service:				
Principal Retirement	0	170,000	5,747	175,747
Interest and Fiscal Charges	0	57,766	12,298	70,064
<i>Total Expenditures</i>	<u>6,145,126</u>	<u>2,593,544</u>	<u>2,492,775</u>	<u>11,231,445</u>
<i>Excess of Revenues Over Expenditures</i>	<u>359,238</u>	<u>302,961</u>	<u>42,669</u>	<u>704,868</u>
Other Financing Sources (Uses)				
Notes Issued	0	2,200,000	0	2,200,000
Current Refunding	0	(2,200,000)	0	(2,200,000)
<i>Total Other Financing Sources (Uses)</i>	<u>0</u>	<u>0</u>	<u>0</u>	<u>0</u>
<i>Net Change in Fund Balances</i>	359,238	302,961	42,669	704,868
<i>Fund Balances Beginning of Year</i>	<u>802,007</u>	<u>1,382,438</u>	<u>1,441,712</u>	<u>3,626,157</u>
<i>Fund Balances End of Year</i>	<u><u>\$1,161,245</u></u>	<u><u>\$1,685,399</u></u>	<u><u>\$1,484,381</u></u>	<u><u>\$4,331,025</u></u>

See accompanying notes to the basic financial statements

City of Dover, Ohio
*Reconciliation of the Statement of Revenues, Expenditures and Changes
in Fund Balances of Governmental Funds to the Statement of Activities
For the Year Ended December 31, 2008*

Net Change in Fund Balances - Total Governmental Funds \$704,868

*Amounts reported for governmental activities in the
statement of activities are different because*

Governmental funds report capital outlays as expenditures.

However, in the statement of activities, the cost of those assets is allocated over their estimated useful lives as depreciation expense. This is the amount by which depreciation exceeded capital outlays in the current period.

Capital Asset Additions:

Capital Outlay	1,961,261
Contributed Capital	236,422
Current Year Depreciation	<u>(1,036,565)</u>

Total 1,161,118

Revenues in the statement of activities that do not provide current financial resources are not reported as revenues in the funds.

Property Taxes	(6,708)
Income Tax	(175,538)
Charges for Services	(21,842)
Grants	<u>6,807</u>

Total (197,281)

Repayment of debt is an expenditure in the governmental funds, but the repayment reduces long-term liabilities in the statement of net assets.

2,375,747

In the statement of activities, interest is accrued on outstanding notes, whereas in governmental funds, an interest expenditure is reported when due.

38,428

Proceeds of notes is an other financing source in the governmental funds, but increases liabilities in governmental activities.

(2,200,000)

Some expenses reported in the statement of activities do not require the use of current financial resources and therefore are not reported as expenditures in governmental funds

Compensated Absences	(615,428)
Vacation Benefits Payable	<u>(30,504)</u>

Total (645,932)

The internal service funds used by management to charge the cost of insurance to individual funds is not reported in the entity-wide statement of activities. Governmental expenditures and related internal service fund revenues are eliminated.

The change for governmental funds is reported for the year. 19,942

Change in Net Assets of Governmental Activities \$1,256,890

City of Dover, Ohio
Statement of Revenues, Expenditures and Changes
In Fund Balance - Budget (Non-GAAP Basis) and Actual
General Fund
For the Year Ended December 31, 2008

	Budgeted Amounts			Variance with Final Budget Positive (Negative)
	Original	Final	Actual	
Revenues				
Property Taxes	\$990,500	\$1,000,100	\$1,059,047	\$58,947
Income Taxes	3,211,885	2,839,184	2,778,235	(60,949)
Intergovernmental	1,068,709	944,698	965,950	21,252
Interest	282,818	250,000	184,436	(65,564)
Fines, Licenses and Permits	69,121	61,100	55,557	(5,543)
Charges for Services	870,035	769,078	728,592	(40,486)
Other	130,999	115,798	121,799	6,001
<i>Total Revenues</i>	<u>6,624,067</u>	<u>5,979,958</u>	<u>5,893,616</u>	<u>(86,342)</u>
Expenditures				
Current:				
General Government	2,066,979	1,476,619	1,238,236	238,383
Security of Persons and Property	3,549,658	3,673,258	3,518,676	154,582
Public Health Services	10,000	10,000	4,901	5,099
Community Environment	99,441	104,441	91,583	12,858
Basic Utility Services	525,000	525,000	463,671	61,329
Leisure Time Activities	841,061	893,561	877,042	16,519
<i>Total Expenditures</i>	<u>7,092,139</u>	<u>6,682,879</u>	<u>6,194,109</u>	<u>488,770</u>
<i>Net Change in Fund Balance</i>	(468,072)	(702,921)	(300,493)	402,428
<i>Fund Balance Beginning of Year</i>	755,136	755,136	755,136	0
Prior Year Encumbrances Appropriated	<u>58,639</u>	<u>58,639</u>	<u>58,639</u>	<u>0</u>
<i>Fund Balance End of Year</i>	<u>\$345,703</u>	<u>\$110,854</u>	<u>\$513,282</u>	<u>\$402,428</u>

See accompanying notes to the basic financial statements

City of Dover, Ohio
Statement of Fund Net Assets
Proprietary Funds
December 31, 2008

	Business-Type Activities				Governmental Activities - Internal Service Fund
	Sewer	Electric	Water	Total	
Assets					
<i>Current Assets:</i>					
Equity in Pooled Cash and Cash Equivalents	\$3,266,071	\$790,201	\$285,110	\$4,341,382	\$27,718
Cash and Cash Equivalents With Fiscal Agents	24,984	66,190	11,679	102,853	0
<i>Restricted Assets:</i>					
Equity in Pooled Cash and Cash Equivalents	0	696,814	307,619	1,004,433	0
<i>Receivables:</i>					
Accounts	464,847	3,046,777	335,641	3,847,265	0
Intergovernmental	4,242	0	0	4,242	0
Materials and Supplies Inventory	4,669	821,510	117,050	943,229	0
Prepaid Items	71,931	150,284	22,346	244,561	0
<i>Total Current Assets</i>	<u>3,836,744</u>	<u>5,571,776</u>	<u>1,079,445</u>	<u>10,487,965</u>	<u>27,718</u>
<i>Non-Current Assets:</i>					
<i>Restricted Assets:</i>					
Equity in Pooled Cash and Cash Equivalents	0	2,174,455	6,379	2,180,834	0
Cash Equivalents Held by Trustee	0	1,042,868	528,232	1,571,100	0
Deferred Charges	0	223,040	129,957	352,997	0
Investment in Joint Venture	0	1,926,571	0	1,926,571	0
Land and Construction in Progress	13,678,050	9,426,301	38,217	23,142,568	0
Depreciable Capital Assets, Net	9,597,547	15,402,187	9,957,505	34,957,239	0
<i>Total Non-Current Assets</i>	<u>23,275,597</u>	<u>30,195,422</u>	<u>10,660,290</u>	<u>64,131,309</u>	<u>0</u>
<i>Total Assets</i>	<u>27,112,341</u>	<u>35,767,198</u>	<u>11,739,735</u>	<u>74,619,274</u>	<u>27,718</u>
Liabilities					
<i>Current Liabilities:</i>					
Accounts Payable	\$31,052	\$127,836	\$26,695	\$185,583	\$0
Accrued Wages	41,330	122,321	31,372	195,023	0
Contracts Payable	16,899	1,644,314	869	1,662,082	0
Intergovernmental Payable	60,171	186,849	44,049	291,069	0
Vacation Benefits Payable	59,200	127,447	51,187	237,834	0
Compensated Absences Payable	44,112	225,571	70,157	339,840	0
Matured Interest Payable	0	927	2,277	3,204	0
Accrued Interest Payable	0	143,256	17,619	160,875	0
Retainage Payable	24,984	65,263	9,402	99,649	0
Customer Deposits	0	77,308	0	77,308	0
Notes Payable	0	300,000	0	300,000	0
Revenue Bonds Payable	0	590,000	290,000	880,000	0
Claims Payable	0	0	0	0	92,725
<i>Total Current Liabilities</i>	<u>277,748</u>	<u>3,611,092</u>	<u>543,627</u>	<u>4,432,467</u>	<u>92,725</u>
<i>Long-Term Liabilities:</i>					
Compensated Absences Payable (net of current portion)	277,122	236,697	220,545	734,364	0
Notes Payable (net of current portion)	0	7,500,000	0	7,500,000	0
Revenue Bonds Payable (net of current portion)	0	7,710,308	4,972,278	12,682,586	0
OWDA Loans Payable (net of current portion)	12,511,688	0	0	12,511,688	0
<i>Total Long-Term Liabilities</i>	<u>12,788,810</u>	<u>15,447,005</u>	<u>5,192,823</u>	<u>33,428,638</u>	<u>0</u>
<i>Total Liabilities</i>	<u>13,066,558</u>	<u>19,058,097</u>	<u>5,736,450</u>	<u>37,861,105</u>	<u>92,725</u>
Net Assets					
Invested in Capital Assets, Net of Related Debt	10,763,909	8,951,220	4,863,401	24,578,530	0
<i>Restricted for:</i>					
Debt Service	0	1,013,362	510,613	1,523,975	0
Replacement and Improvement	0	2,232,257	267,859	2,500,116	0
Unrestricted (Deficit)	<u>3,281,874</u>	<u>4,512,262</u>	<u>361,412</u>	<u>8,155,548</u>	<u>(65,007)</u>
<i>Total Net Assets (Deficit)</i>	<u>\$14,045,783</u>	<u>\$16,709,101</u>	<u>\$6,003,285</u>	<u>36,758,169</u>	<u>(\$65,007)</u>

Some amounts reported for business-type activities in the statement of net assets are different because they include accumulated underpayments to the internal service fund.

	(29,583)
Net assets of business-type activities	\$36,728,586

See accompanying notes to the basic financial statements

City of Dover, Ohio
*Statement of Revenues,
Expenses and Changes in Fund Net Assets
Proprietary Funds
For the Year Ended December 31, 2008*

	Business-Type	
	Sewer	Electric
Operating Revenues		
Charges for Services	\$3,223,641	\$20,080,589
Other	25,264	302,806
<i>Total Operating Revenues</i>	<u>3,248,905</u>	<u>20,383,395</u>
Operating Expenses		
Salaries and Wages	1,023,942	2,586,511
Fringe Benefits	498,019	1,264,499
Purchased Services	319,215	1,768,564
Materials and Supplies	142,515	3,384,487
Purchased Power	0	8,524,730
Depreciation	422,337	176,588
Claims	0	0
<i>Total Operating Expenses</i>	<u>2,406,028</u>	<u>17,705,379</u>
<i>Operating Income (Loss)</i>	<u>842,877</u>	<u>2,678,016</u>
Non-Operating Revenues (Expenses)		
Interest	3,334	154,468
Loss on Investment in Joint Venture	0	(127,798)
Interest and Fiscal Charges	(20,153)	(625,419)
<i>Total Non-Operating Revenues (Expenses)</i>	<u>(16,819)</u>	<u>(598,749)</u>
<i>Change in Net Assets</i>	826,058	2,079,267
<i>Net Assets (Deficit) Beginning of Year</i>	<u>13,219,725</u>	<u>14,629,834</u>
<i>Net Assets (Deficit) End of Year</i>	<u><u>\$14,045,783</u></u>	<u><u>\$16,709,101</u></u>

Some amounts reported for business-type activities in the statement of activities are different because a portion of the net expense of the internal service fund is reported with business-type activities.

Change in net assets of business-type activities

See accompanying notes to the basic financial statements

Activities		Governmental Activities - Internal Service Fund
Water	Total	
\$1,902,828	\$25,207,058	\$1,943,711
5,683	333,753	16,893
<u>1,908,511</u>	<u>25,540,811</u>	<u>1,960,604</u>
805,869	4,416,322	0
349,077	2,111,595	0
115,696	2,203,475	0
153,106	3,680,108	0
0	8,524,730	0
596,453	1,195,378	0
0	0	1,922,966
<u>2,020,201</u>	<u>22,131,608</u>	<u>1,922,966</u>
<u>(111,690)</u>	<u>3,409,203</u>	<u>37,638</u>
40,679	198,481	0
0	(127,798)	0
<u>(260,119)</u>	<u>(905,691)</u>	<u>0</u>
<u>(219,440)</u>	<u>(835,008)</u>	<u>0</u>
(331,130)	2,574,195	37,638
<u>6,334,415</u>		<u>(102,645)</u>
<u>\$6,003,285</u>		<u>(\$65,007)</u>
	17,696	
	<u>\$2,591,891</u>	

City of Dover, Ohio
Statement of Cash Flows
Proprietary Funds
For the Year Ended December 31, 2008

	Business-Type Activities				Governmental Activities - Internal Service Fund
	Sewer	Electric	Water	Total	
Increase (Decrease) in Cash and Cash Equivalents					
Cash Flows from Operating Activities					
Cash Received from Customers	\$3,197,847	\$19,964,433	\$1,815,182	\$24,977,462	\$0
Cash Received from Transactions with Other Funds	0	0	0	0	1,943,711
Other Cash Receipts	25,264	302,806	5,683	333,753	20,844
Electric Deposits Received	0	30,453	0	30,453	0
Cash Payments to Employees for Services	(1,317,442)	(3,659,331)	(1,040,060)	(6,016,833)	0
Cash Payments for Goods and Services	(429,600)	(14,767,515)	(262,095)	(15,459,210)	0
Electric Deposits Returned	0	(33,570)	0	(33,570)	0
Cash Payments for Claims	0	0	0	0	(1,942,909)
<i>Net Cash Provided by Operating Activities</i>	<u>1,476,069</u>	<u>1,837,276</u>	<u>518,710</u>	<u>3,832,055</u>	<u>21,646</u>
Cash Flows from Capital and Related Financing Activities					
Proceeds from Sale of Notes	0	7,800,000	0	7,800,000	0
Proceeds from OWDA Loans	4,263,357	0	0	4,263,357	0
Principal Paid on Bonds	(260,000)	(560,000)	(285,000)	(1,105,000)	0
Interest Paid on Bonds	(18,983)	(365,048)	(181,906)	(565,937)	0
Principal Paid on Notes	0	(8,100,000)	0	(8,100,000)	0
Interest Paid on Notes	0	(284,654)	0	(284,654)	0
Payments for Capital Acquisitions	(4,877,782)	(2,584,459)	(284,653)	(7,746,894)	0
<i>Net Cash Used in Capital and Related Financing Activities</i>	<u>(893,408)</u>	<u>(4,094,161)</u>	<u>(751,559)</u>	<u>(5,739,128)</u>	<u>0</u>
Cash Flows from Investing Activities					
Interest on Investments	3,334	154,468	40,679	198,481	0
<i>Net Increase (Decrease) in Cash and Cash Equivalents</i>	585,995	(2,102,417)	(192,170)	(1,708,592)	21,646
<i>Cash and Cash Equivalents Beginning of Year</i>	<u>2,705,060</u>	<u>6,872,945</u>	<u>1,331,189</u>	<u>10,909,194</u>	<u>6,072</u>
<i>Cash and Cash Equivalents End of Year</i>	<u>\$3,291,055</u>	<u>\$4,770,528</u>	<u>\$1,139,019</u>	<u>\$9,200,602</u>	<u>\$27,718</u>

(continued)

City of Dover, Ohio
Statement of Cash Flows
Proprietary Funds (continued)
For the Year Ended December 31, 2008

	Business-Type Activities				Governmental Activities - Internal Service Fund
	Sewer	Electric	Water	Total	
Reconciliation of Operating Income (Loss) to Net Cash Provided by (Used in) Operating Activities					
Operating Income (Loss)	\$842,877	\$2,678,016	(\$111,690)	\$3,409,203	\$37,638
Adjustments:					
Depreciation	422,337	176,588	596,453	1,195,378	0
(Increase) Decrease in Assets:					
Accounts Receivable	(26,559)	(161,290)	(88,270)	(276,119)	3,951
Intergovernmental Receivable	(717)	0	0	(717)	0
Prepaid Items	(16,225)	62,864	10,633	57,272	0
Materials and Supplies Inventory	(981)	87,054	5,697	91,770	0
Increase (Decrease) in Liabilities:					
Accounts Payable	15,022	(19,755)	4,226	(507)	0
Contracts Payable	34,096	(1,109,127)	(13,259)	(1,088,290)	0
Accrued Wages	14,343	(37,379)	5,825	(17,211)	0
Vacation Benefits Payable	12,602	(12,387)	(2,165)	(1,950)	0
Compensated Absences Payable	176,071	179,851	119,533	475,455	0
Intergovernmental Payable	3,203	(4,042)	(8,273)	(9,112)	0
Customer Deposits	0	(3,117)	0	(3,117)	0
Claims Payable	0	0	0	0	(19,943)
<i>Net Cash Provided by Operating Activities</i>	<u>\$1,476,069</u>	<u>\$1,837,276</u>	<u>\$518,710</u>	<u>\$3,832,055</u>	<u>\$21,646</u>

See accompanying notes to the basic financial statements

City of Dover, Ohio
Statement of Fiduciary Net Assets
Fiduciary Funds
December 31, 2008

	Private Purpose Trust
Assets	
Equity in Pooled Cash and Cash Equivalents	\$224,954
Net Assets	
Held in Trust for Cemetery	\$224,954

See accompanying notes to the basic financial statements

City of Dover, Ohio
Statement of Changes in Fiduciary Net Assets
Fiduciary Funds
For the Year Ended December 31, 2008

	Private-Purpose Trust
Additions	
Deposits for Burial Expenses	\$12,600
Interest	5,377
	17,977
<i>Total Additions</i>	<i>17,977</i>
Deductions	
Burial Expense	12,150
	5,827
<i>Change in Net Assets</i>	<i>5,827</i>
<i>Net Assets Beginning of Year</i>	<i>219,127</i>
<i>Net Assets End of Year</i>	<i>\$224,954</i>

See accompanying notes to the basic financial statements

City of Dover, Ohio
Notes to the Basic Financial Statements
For the Year Ended December 31, 2008

Note 1 - Description of the City and Reporting Entity

The City of Dover (the "City") is a municipal corporation established and operated under the laws of the State of Ohio. Originally called Dover, the prefix "Canal" was added in 1807 by postal authorities to distinguish it from the Village of Dover in Cuyahoga County. Canal Dover was an appropriate name at this particular time due to the significance of the canal to the City's economic growth. This "canal town" was incorporated in 1842 and established as a city in 1901. By 1915, the City was officially referred to by its original name of "Dover."

The City is organized as a Mayor/Council form of government. The Mayor, Council, Auditor, Treasurer and Law Director are elected.

Reporting Entity

A reporting entity is comprised of the primary government, component units and other organizations that are included to ensure that financial statements are not misleading. The primary government consists of all funds, departments, boards and agencies that are not legally separate from the City. The primary government provides the following services to its citizens: police and fire protection, parks and recreation, building inspection, street maintenance and repairs, water, electric, sewer and refuse collection. Council has direct responsibility for these activities.

Component units are legally separate organizations for which the City is financially accountable. The City is financially accountable for an organization if the City appoints a voting majority of the organization's governing board; and (1) the City is able to significantly influence the programs or services performed or provided by the organization; or (2) the City is legally entitled to or can otherwise access the organization's resources; the City is legally obligated or has otherwise assumed the responsibility to finance the deficits of, or provide financial support to, the organization; or the City is obligated for the debt of the organizations. Component units may also include organizations for which the City authorizes the issuance of debt or the levying of taxes, or determines the budget. There are no component units included as part of this report.

The City participates in the Community Improvement Corporation of Tuscarawas County, Tuscarawas County Regional Planning Commission, Southeastern Ohio Narcotics Team (S.E.N.T.) and Ohio Mid-Eastern Governments Association (OMEGA) as jointly governed organizations and the Ohio Municipal Electric Generation Agency (JV2) joint venture. These organizations are presented in Notes 16 and 17 of the Basic Financial Statements.

Note 2 - Summary of Significant Accounting Policies

The financial statements of the City of Dover have been prepared in conformity with generally accepted accounting principles (GAAP) as applied to local governmental units. The Governmental Accounting Standards Board (GASB) is the accepted standard-setting body for establishing governmental accounting and financial principles. The City also applies Financial Accounting Standards Board (FASB) Statements and Interpretations issued on or before November 30, 1989, to its governmental and business-type activities and to its proprietary funds provided they do not conflict with or contradict GASB pronouncements. The entity has elected not to apply FASB pronouncements and Interpretations issued after November 30, 1989, to its business-type activities and enterprise funds. The more significant of the City's accounting policies are described below.

City of Dover, Ohio
Notes to the Basic Financial Statements
For the Year Ended December 31, 2008

A. Basis of Presentation

The City's basic financial statements consist of government-wide statements, including a statement of net assets and a statement of activities, and fund financial statements, which provide a more detailed level of financial information.

Government-wide Financial Statements The statement of net assets and the statement of activities display information about the City as a whole. These statements include the financial activities of the primary government, except for fiduciary funds. The activity of the internal service fund is eliminated to avoid "doubling up" revenues and expenses. The statements distinguish between those activities of the City that are governmental and those that are considered business-type.

The statement of net assets presents the financial condition of the governmental and business-type activities of the City at year-end. The statement of activities presents a comparison between direct expenses and program revenues for each program or function of the City's governmental activities and for the business-type activities of the City. Direct expenses are those that are specifically associated with a service, program or department and therefore clearly identifiable to a particular function. Program revenues include charges paid by the recipient of the goods or services offered by the program, grants and contributions that are restricted to meeting the operational or capital requirements of a particular program and interest earned on grants that is required to be used to support a particular program. Revenues which are not classified as program revenues are presented as general revenues of the City, with certain limited exceptions. The comparison of direct expenses with program revenues identifies the extent to which each governmental program or business activity is self-financing or draws from the general revenues of the City.

Fund Financial Statements During the year, the City segregates transactions related to certain City functions or activities in separate funds in order to aid financial management and to demonstrate legal compliance. Fund financial statements are designed to present financial information of the City at this more detailed level. The focus of governmental and enterprise fund financial statements is on major funds. Each major fund is presented in a separate column. Nonmajor funds are aggregated and presented in a single column. The internal service fund is presented in a single column on the face of the proprietary fund statements. Fiduciary funds are reported by type.

B. Fund Accounting

The City uses funds to maintain its financial records during the year. A fund is defined as a fiscal and accounting entity with a self balancing set of accounts. There are three categories of funds: governmental, proprietary and fiduciary.

Governmental Funds Governmental funds are those through which most governmental functions are financed. Governmental fund reporting focuses on the sources, uses and balances of current financial resources. Expendable assets are assigned to the various governmental funds according to the purposes for which they may or must be used. Current liabilities are assigned to the fund from which they will be paid. The difference between governmental fund assets and liabilities is reported as fund balance. The following are the City's major governmental funds:

General Fund The general fund accounts for all financial resources except those required to be accounted for in another fund. The general fund balance is available to the City for any purpose provided it is expended or transferred according to the general laws of Ohio.

Master Capital Fund The capital improvement fund accounts for that portion of municipal income tax designated by Council for the purpose of improving, constructing, maintaining, and purchasing those items necessary to enhance the operation of the City.

City of Dover, Ohio
Notes to the Basic Financial Statements
For the Year Ended December 31, 2008

The other governmental funds of the City account for grants and other resources whose use is restricted to a particular purpose.

Proprietary Funds Proprietary fund reporting focuses on the determination of operating income, changes in net assets, financial position and cash flows. Proprietary funds are classified as either enterprise or internal service.

Enterprise Funds Enterprise funds may be used to account for any activity for which a fee is charged to external users for goods or services. The following are the City's major enterprise funds:

Sewer Fund The sewer fund accounts for the provision of sanitary sewer service to the residents and commercial users located within the City.

Electric Fund The electric fund accounts for the provision of electric power service to the residents and commercial users located within the City.

Water Fund The water fund accounts for the provision of water treatment and distribution to the residents and commercial users located within the City.

Internal Service Fund Internal service funds account for the financing of services provided by one department or agency to other departments or agencies of the City on a cost-reimbursement basis. The City's internal service fund reports on a self-insurance program for employee medical benefits.

Fiduciary Funds Fiduciary fund reporting focuses on net assets and changes in net assets. The fiduciary fund category is split into four classifications: pension trust funds, investment trust funds, private-purpose trust funds and agency funds. Trust funds are used to account for assets held by the City under a trust agreement for individuals, private organizations, or other governments and are therefore not available to support the City's own programs. The City's only trust fund is a private-purpose trust fund established to account for money held for individuals for their future burial costs.

C. Measurement Focus

Government-wide Financial Statements The government-wide financial statements are prepared using a flow of economic resources measurement focus. All assets and all liabilities associated with the operation of the City are included on the Statement of Net Assets. The Statement of Activities presents increases (e.g. revenues) and decreases (e.g. expenses) in total net assets.

Fund Financial Statements All governmental funds are accounted for using a flow of current financial resources measurement focus. With this measurement focus, only current assets and current liabilities generally are included on the balance sheet. The statement of revenues, expenditures and changes in fund balances reports on the sources (i.e., revenues and other financing sources) and uses (i.e., expenditures and other financing uses) of current financial resources. This approach differs from the manner in which the governmental activities of the government-wide financial statements are prepared. Governmental fund financial statements therefore include a reconciliation with brief explanations to better identify the relationship between the government-wide statements and the statements for governmental funds.

Like the government-wide statements, all proprietary funds are accounted for on a flow of economic resources measurement focus. All assets and all liabilities associated with the operation of these funds are included on the Statement of Fund Net Assets. The statement of changes in fund net assets presents increases (i.e., revenues) and decreases (i.e., expenses) in total net assets. The statement of cash flows provides information about how the City finances and meets the cash flow needs of its proprietary activities.

Private purpose trust funds are reported using the economic resources measurement focus.

City of Dover, Ohio
Notes to the Basic Financial Statements
For the Year Ended December 31, 2008

D. Basis of Accounting

Basis of accounting determines when transactions are recorded in the financial records and reported on the financial statements. Government-wide financial statements are prepared using the accrual basis of accounting; proprietary and fiduciary funds also use the accrual basis of accounting. Governmental funds use the modified accrual basis of accounting. Differences in the accrual and modified accrual basis of accounting arise in the recognition of revenue, the recording of deferred revenue and in the presentation of expenses versus expenditures.

Revenues - Exchange and Nonexchange Transactions Revenue resulting from exchange transactions, in which each party gives and receives essentially equal value, is recorded on the accrual basis when the exchange takes place. On a modified accrual basis, the resources must also be available before they can be recorded as revenue. Available means that the resources will be collected within the current year or are expected to be collected soon enough thereafter to be used to pay liabilities of the current year. For the City, available means expected to be received within thirty-one days of year-end.

Nonexchange transactions, in which the City receives value without directly giving equal value in return, include income taxes, property taxes, grants, entitlements and donations. On an accrual basis, revenue from income taxes is recognized in the period in which the income is earned. Revenue from property taxes is recognized in the year for which the taxes are levied (See Note 7). Revenue from grants, entitlements and donations is recognized in the year in which all eligibility requirements have been satisfied. Eligibility requirements include timing requirements, which specify the year when the resources are required to be used or the year when use is first permitted, matching requirements, in which the City must provide local resources to be used for a specified purpose, and expenditure requirements, in which the resources are provided to the City on a reimbursement basis. On the modified accrual basis, revenue from nonexchange transactions must also be available before it can be recognized.

Under the modified accrual basis, the following revenue sources are considered to be both measurable and available at year-end: income tax, state-levied locally shared taxes (including gasoline tax and motor vehicle license fees), fines, interest, grants and rentals.

Deferred Revenue Deferred revenue arises when assets are recognized before revenue recognition criteria have been satisfied.

Property taxes for which there is an enforceable legal claim as of December 31, 2008, but which were levied to finance year 2009 operations, have been recorded as deferred revenue. Grants and entitlements received before the eligibility requirements are met are also recorded as deferred revenue.

On governmental fund financial statements, receivables that will not be collected within the available period have also been reported as deferred revenue.

Expenses/Expenditures On the accrual basis of accounting, expenses are recognized at the time they are incurred.

The measurement focus of governmental fund accounting is on decreases in net financial resources (expenditures) rather than expenses. Expenditures are generally recognized in the accounting period in which the related fund liability is incurred, if measurable. Allocations of cost, such as depreciation and amortization, are not recognized in governmental funds.

City of Dover, Ohio
Notes to the Basic Financial Statements
For the Year Ended December 31, 2008

E. Cash and Cash Equivalents

To improve cash management, cash received by the City is pooled. Monies for all funds are maintained in this pool. Individual fund integrity is maintained through City records. Interest in the pool is presented as “equity in pooled cash and cash equivalents”.

During 2008, investments were limited to STAROhio, a repurchase agreement, Huntington Treasury Money Market II Mutual Fund and First American Funds Government Obligations Mutual Fund.

Except for nonparticipating investment contracts, investments are reported at fair value, which is based on quoted market prices. Nonparticipating investment contracts such as repurchase agreements and nonnegotiable certificates of deposit are reported at cost. The fair value of the mutual funds is determined by the fund’s December 31, 2008, share price. Any increase or decrease in fair value is reported as a component of interest income.

The City of Dover has invested in the State Treasury Asset Reserve of Ohio (STAROhio) during 2008. STAROhio is an investment pool managed by the State Treasurer’s Office which allows governments within the State to pool their funds for investment purposes. STAROhio is not registered with the SEC as an investment company, but does operate in a manner consistent with Rule 2a7 of the Investment Company Act of 1940. Investments in STAROhio are valued at STAROhio’s share price which is the price the investment could be sold at December 31, 2008.

Investment procedures are restricted by the provisions of the Ohio Revised Code. Interest is distributed to the general fund, street maintenance and repair, cemetery and revolving loan special revenue funds, the cemetery interment private-purpose trust fund, and the sewer, electric, and water enterprise funds. Interest revenue credited to the general fund during 2008 amounted to \$184,436 which includes \$164,613 assigned from other City funds.

The City utilizes a financial institution to service bonded debt as principal and interest payments come due. The balances in these accounts are presented on the financial statements as, “cash equivalents held by trustee.” The City also uses a fiscal agent to hold retainage on construction contracts. The balances in these accounts are presented on the financial statements as "cash and cash equivalents with fiscal agents" and represent deposits or short-term investments in certificates of deposit. See Note 6.

Investments with an original maturity of three months or less at the time of purchase and investments of the cash management pool are presented on the financial statements as cash equivalents.

F. Prepaid Items

Payments made to vendors for services that will benefit periods beyond December 31, 2008, are recorded as prepaid items using the consumption method by recording a current asset for the prepaid amount at the time of purchase and reflecting the expenditure/expense in the year in which the services are consumed.

G. Inventory

Inventories are presented at cost on a first-in, first-out basis and are expended/expensed when used. Inventory consists of expendable supplies.

City of Dover, Ohio
Notes to the Basic Financial Statements
For the Year Ended December 31, 2008

H. Restricted Assets

Assets are reported as restricted when limitations on their use change the nature or normal understanding of the availability of the asset. Such constraints are either externally imposed by creditors, contributors, grantors, or laws of other governments, or are imposed by law through constitutional provisions or enabling legislation. Restricted assets in the water enterprise fund and the electric enterprise fund include cash and cash equivalents set aside to satisfy bond indenture requirements for construction, current and future debt payments and the replacement of capital assets originally acquired with bond proceeds. Electric customer deposits have also been restricted because the deposit remains the property of the customer. The restricted asset account is balanced by a customer deposits payable liability account.

I. Capital Assets

General capital assets are capital assets which are associated with and generally arise from governmental activities. They generally result from expenditures in the governmental funds. General capital assets are reported in the governmental activities column of the government-wide statement of net assets but are not reported in the fund financial statements. Capital assets utilized by the proprietary funds are reported both in the business-type activities column of the government-wide statement of net assets and in the respective funds.

All capital assets are capitalized at cost (or estimated historical cost) and updated for additions and retirements during the year. The City was able to estimate the historical cost for the initial reporting of capital assets by backtrending (i.e., estimating the current replacement cost of the infrastructure to be capitalized and using an appropriate price-level index to deflate the cost to the acquisition year or estimated acquisition year). Donated capital assets are recorded at their fair market values as of the date received. The City maintains a capitalization threshold of one thousand dollars. Improvements are capitalized; the costs of normal maintenance and repairs that do not add to the value of the asset or materially extend an asset's life are not. Interest incurred during the construction of proprietary fund capital assets is also capitalized.

All capital assets are depreciated except for land and construction in progress. Improvements are depreciated over the remaining useful lives of the related capital assets. Useful lives for infrastructure were estimated based on the City's historical records of necessary improvements and replacement. Depreciation is computed using the straight-line method over the following useful lives:

Description	Governmental Activities Estimated Lives	Business-Type Activities Estimated Lives
Buildings	45 years	45 years
Improvements other than Buildings	20 years	20-50 years
Machinery and Equipment	15 years	10-15 years
Furniture and Fixtures	6-20 years	20 years
Vehicles	6 years	6 years
Infrastructure	30-65 years	30-65 years

The City's infrastructure consists of bridges, culverts, curbs, sidewalks, storm sewers, streets, and water and sewer lines and includes infrastructure acquired prior to December 31, 1980.

City of Dover, Ohio
Notes to the Basic Financial Statements
For the Year Ended December 31, 2008

J. Interfund Balances

On fund financial statements, outstanding interfund loans and unpaid amounts for interfund services are reported as “interfund receivables/payables.” Interfund loans which do not represent available expendable resources are offset by a fund balance reserve account. Interfund balance amounts are eliminated in the governmental and business-type activities columns of the statement of net assets, except for any net residual amounts due between governmental and business-type activities, which are presented as internal balances.

K. Compensated Absences

Vacation benefits are accrued as a liability as the benefits are earned if the employees' rights to receive compensation are attributable to services already rendered and it is probable that the employer will compensate the employees for the benefits through paid time off or some other means. The City records a liability for all accumulated unused vacation time when earned for all employees with more than one year of service. Since the City's policy limits the accrual of vacation time to the amount accrued in one year, the outstanding liability is recorded as “vacation benefits payable” on the statement of net assets rather than as a long-term liability.

Sick leave benefits are accrued as a liability using the termination method. An accrual for earned sick leave is made to the extent it is probable that benefits will result in termination payments. The liability is an estimate based on the City's past experience of making termination payments.

L. Accrued Liabilities and Long-Term Obligations

All payables, accrued liabilities and long-term obligations are reported in the government-wide financial statements, and all payables, accrued liabilities and long-term obligations payable from proprietary funds are reported on the proprietary fund financial statements.

In general, governmental fund payables and accrued liabilities that, once incurred, are paid in a timely manner and in full from current financial resources, are reported as obligations of the funds. However, claims and judgments, compensated absences and special termination benefits that will be paid from governmental funds are reported as a liability in the fund financial statements only to the extent that they are due for payment during the current year. Bonds and long-term loans are recognized as a liability on the governmental fund financial statements when due.

M. Bond Issuance Costs

Bond issuance costs are being amortized using the straight-line method over the life of the water and electric revenue bonds on the government-wide and enterprise fund statements. The straight-line method of amortization is not materially different from the effective-interest method.

As permitted by State statute, the City paid bond issuance costs from the bond proceeds and therefore does not consider that portion of the debt to be capital-related debt. That portion of the debt was offset against the unamortized bond issuance costs, which were included in the determination of unrestricted net assets. Reporting both within the same element of net assets prevents one classification from being overstated while another is understated by the same amount.

N. Fund Balance Reserves

Reserves represent those portions of fund equity not available for appropriation or legally segregated for a specific future use. Fund balance reserves represent those portions of fund equity not appropriable for expenditure or legally segregated for a specific future use. Fund balances are reserved for encumbrances and loans receivable.

City of Dover, Ohio
Notes to the Basic Financial Statements
For the Year Ended December 31, 2008

O. Net Assets

Net assets represent the difference between assets and liabilities. Net assets invested in capital assets, net of related debt consists of capital assets, net of accumulated depreciation, reduced by the outstanding balances of any borrowing used for the acquisition, construction or improvement of those assets. Net assets are reported as restricted when there are limitations imposed on their use either through constitutional provisions or enabling legislation or through external restrictions imposed by creditors, grantors or laws or regulations of other governments.

The City applies restricted resources when an expense is incurred for purposes for which both restricted and unrestricted net assets are available.

P. Operating Revenues and Expenses

Operating revenues are those revenues that are generated directly from the primary activity of the proprietary funds. For the City, these revenues are charges for services for electric, waste water treatment, water services and self-insurance programs. Operating expenses are necessary costs that have been incurred in order to provide the good or service that is the primary activity of the fund. Revenues and expenses not meeting these definitions are reported as nonoperating.

Q. Contributions of Capital

Contributions of capital in proprietary fund financial statements arise from outside contributions of capital assets, tap-in fees to the extent they exceed the cost of the connection to the system, or from grants or outside contributions of resources restricted to capital acquisition and construction.

R. Interfund Activity

Transfers between governmental and business-type activities on the government-wide statements are reported in the same manner as general revenues. Internal allocations of overhead expenses from one function to another or within the same function are eliminated in the Statement of Activities. Interfund payments for services provided and used are not eliminated.

Exchange transactions between funds are reported as revenues in the seller funds and as expenditures/expenses in the purchaser funds. Flows of cash or goods from one fund to another without a requirement for repayment are reported as interfund transfers. Interfund transfers are reported as other financing sources/uses in governmental funds and after nonoperating revenues/expenses in proprietary funds. Repayments from funds responsible for particular expenditures/expenses to the funds that initially paid for them are not presented on the financial statements.

S. Extraordinary and Special Items

Extraordinary items are transactions or events that are both unusual in nature and infrequent in occurrence. Special items are transactions or events that are within the control of the City Administration and that are either unusual in nature or infrequent in occurrence.

T. Estimates

The preparation of the financial statements in conformity with generally accepted accounting principles requires management to make estimates and assumptions that affect the amounts reported in the financial statements and accompanying notes. Actual results may differ from those estimates.

City of Dover, Ohio
Notes to the Basic Financial Statements
For the Year Ended December 31, 2008

U. Budgetary Process

All funds are legally required to be budgeted and appropriated. There was no budget adopted for the nonmajor debt service fund in 2008 as there was no budgetary activity for 2008. The major documents prepared are the tax budget, the certificate of estimated resources, and the appropriations resolution, all of which are prepared on the budgetary basis of accounting. The tax budget demonstrates a need for existing or increased tax rates. The certificate of estimated resources establishes a limit on the amount Council may appropriate. The appropriations resolution is Council's authorization to spend resources and sets annual limits on expenditures plus encumbrances at the level of control selected by Council. The legal level of control has been established by Council at the object level within each department. Any budgetary modifications at this level may only be made by resolution of City Council.

The certificate of estimated resources may be amended during the year if projected increases or decreases in revenue are identified by the City Auditor. The amounts reported as the original and final budgeted amounts on the budgetary statements reflect the amounts on the amended certificate of estimated resources in effect at the time original and final appropriations were passed by Council.

The appropriation resolution is subject to amendment throughout the year with the restriction that appropriations cannot exceed estimated resources. The amounts reported as the original budgeted amounts reflect the first appropriation resolution for that fund that covered the entire year, including amounts automatically carried forward from prior years. The amounts reported as the final budgeted amounts represent the final appropriation amounts passed by Council during the year.

Note 3 – Change in Accounting Principles

For 2008, the City has implemented Governmental Accounting Standards Board (GASB) Statement No. 49, "Accounting and Financial Reporting for Pollution Remediation Obligations". GASB Statement No. 49 addresses accounting and financial reporting standards for pollution (including contamination) remediation obligations, which are obligations to address the current or potential detrimental effect of existing pollution by participating in pollution remediation activities such as site assessments and cleanups. The implementation of this Statement did not result in any change to the City's financial statements.

Note 4 – Accountability and Compliance

A. Accountability

At December 31, 2008, the police and fire pension special revenue fund had a deficit fund balance of \$109,926. The deficit in this fund is caused by the application of generally accepted accounting principles to this fund. The general fund provides transfers to cover deficit balances; however, this is done when cash is needed rather than when accruals occur.

At December 31, 2008, the employee health insurance internal service fund had deficit net assets in the amount of \$65,007. Management is currently analyzing the operations of this fund to determine appropriate action to alleviate the deficit.

City of Dover, Ohio
Notes to the Basic Financial Statements
For the Year Ended December 31, 2008

B. Compliance

Contrary to Ohio Revised Code Section 5705.39, the master capital and CHIP capital projects funds had original appropriations in excess of certified available resources at December 31, 2008 in the amounts of \$533,851 and \$41,400, respectively. Management has indicated that appropriations will be closely monitored to ensure no future violations.

Note 5 - Budgetary Basis of Accounting

While the City is reporting financial position, results of operations and changes in fund balance on the basis of generally accepted accounting principles (GAAP), the budgetary basis as provided by law is based upon accounting for certain transactions on a basis of cash receipts, disbursements and encumbrances. The Statement of Revenues, Expenditures and Changes in Fund Balance - Budget (Non-GAAP Basis) and Actual presented for the general fund is presented on the budgetary basis to provide a meaningful comparison of actual results with the budget. The major differences between the budget basis and GAAP basis are as follows:

1. Revenues are recorded when received in cash (budget) as opposed to when susceptible to accrual (GAAP).
2. Expenditures/expenses are recorded when paid in cash (budget) as opposed to when the liability is incurred (GAAP).
3. Encumbrances are treated as expenditures (budget) rather than as a reservation of fund balance (GAAP).
4. Unrecorded cash represents amounts received but not reported by the City on the operating statements (budget), but which is reported on the GAAP basis operating statements.

The following table summarizes the adjustments necessary to reconcile the GAAP basis statements to the budgetary basis statements for the general fund.

Net Change in Fund Balance	
GAAP Basis	\$359,238
Net Adjustment for Revenue Accruals	(608,925)
Unrecorded Cash	(1,823)
Net Adjustment for Expenditure Accruals	12,455
Encumbrances	<u>(61,438)</u>
Budget Basis	<u><u>(\$300,493)</u></u>

Note 6 - Deposits and Investments

State statutes classify monies held by the City into three categories.

Active deposits are public deposits necessary to meet current demands on the treasury. Such monies must be maintained either as cash in the City Treasury, in commercial accounts payable or withdrawable on demand, including negotiable order of withdrawal (NOW) accounts, or in money market deposit accounts.

City of Dover, Ohio
Notes to the Basic Financial Statements
For the Year Ended December 31, 2008

Inactive deposits are public deposits that Council has identified as not required for use within the current five year period of designation of depositories. Inactive deposits must either be evidenced by certificates of deposit maturing not later than the end of the current period of designation of depositories, or by savings or deposit accounts including, but not limited to, passbook accounts.

Interim deposits are deposits of interim monies. Interim monies are those monies which are not needed for immediate use but which will be needed before the end of the current period of designation of depositories. Interim deposits must be evidenced by time certificates of deposit maturing not more than one year from the date of deposit or by savings or deposit accounts including passbook accounts.

Protection of the City's deposits is provided by the Federal Deposit Insurance Corporation (FDIC), by eligible securities pledged by the financial institution as security for repayment, by surety company bonds deposited with the treasurer by the financial institution or by a single collateral pool established by the financial institution to secure the repayment of all public monies deposited with the institution.

Interim monies may be deposited or invested in the following securities:

1. United States Treasury Notes, Bills, Bonds, or any other obligation or security issued by the United States Treasury or any other obligation guaranteed as to principal and interest by the United States;
2. Bonds, notes, debentures, or any other obligations or securities issued by any federal government agency or instrumentality, including but not limited to, the Federal National Mortgage Association, Federal Home Loan Bank, Federal Farm Credit Bank, Federal Home Loan Mortgage Corporation, Government National Mortgage Association, and Student Loan Marketing Association. All federal agency securities shall be direct issuances of federal government agencies or instrumentalities;
3. Written repurchase agreements in the securities listed above provided that the market value of the securities subject to the repurchase agreement exceeds the principal value of the agreement by at least two percent and be marked to market daily, and that the term of the agreement must not exceed thirty days;
4. Bonds and other obligation of the State of Ohio;
5. Time certificates of deposit or savings or deposit accounts including, but not limited to, passbook accounts;
6. No-load money market mutual funds consisting exclusively of obligations described in division (1) or (2) and repurchase agreements secured by such obligations;
7. The State Treasurer's investment pool (STAROhio); and
8. Certain bankers' acceptances and commercial paper notes for a period not to exceed one hundred eighty days in an amount not to exceed 25 percent of the interim monies available for investment at any one time.

The City may also invest any monies not required to be used for a period of six months or more in the following:

1. Bonds of the State of Ohio;
2. Bonds of any municipal corporation, village, county, township or other political subdivision of this State, as to which there is no default of principal, interest or coupons; and

City of Dover, Ohio
Notes to the Basic Financial Statements
For the Year Ended December 31, 2008

3. Obligations of the City.

Investments in stripped principal or interest obligations, reverse repurchase agreements and derivatives are prohibited. The issuance of taxable notes for the purpose of arbitrage, the use of leverage and short selling are also prohibited. An investment must mature within five years from the date of purchase unless matched to a specific obligation or debt of the City, and must be purchased with the expectation that it will be held to maturity.

Investments may only be made through specified dealers and institutions. Payment for investments may be made only upon delivery of the securities representing the investments to the treasurer or, if the securities are not represented by a certificate, upon receipt of confirmation of transfer from the custodian.

Deposits

Custodial credit risk for deposits is the risk that in the event of bank failure, the City will not be able to recover deposits or collateral securities that are in the possession of an outside party. At year-end, the carrying amount of the City's deposits was \$5,077,413 and the bank balance was \$4,925,301. Of the bank balance \$750,000 was covered by Federal depository insurance and \$4,175,301 was exposed to custodial credit risk because it was uninsured and collateralized with securities held by the pledging financial institutions' trust department or agent. Although the securities were held by the pledging financial institution's trust department and all statutory requirements for the deposit of money had been followed, noncompliance with Federal requirements could potentially subject the City to a successful claim by the Federal Deposit Insurance Corporation.

The City has no deposit policy for custodial risk beyond the requirements of State statute. Ohio law requires that deposits be either insured or be protected by eligible securities pledged to and deposited either with the City or a qualified trustee by the financial institution as security for repayment, or by a collateral pool of eligible securities deposited with a qualified trustee and pledged to secure the repayment of all public monies deposited in the financial institution whose market value at all times shall be at least one hundred five percent of the deposits being secured.

Investments

Investments are reported at fair value. As of December 31, 2008, the City had the following investments:

	<u>Fair Value</u>	<u>Maturity</u>
Investment in State		
Treasurer's Investment Pool	\$4,950,109	55 day average
Repurchase Agreement:		
Federal National Mortgage Association Notes	1,000,000	Daily
Huntington Treasury Money		
Market II Mutual Fund	528,232	61 day average
First American Funds Government		
Obligations Mutual Fund	1,042,868	48 day average
Total Investments	<u>\$7,521,209</u>	

Interest Rate Risk The City has no investment policy that addresses interest rate risk. State statute requires that an investment mature within five years from the date of purchase, unless matched to a specific obligation or debt of the City, and that an investment must be purchased with the expectation that it will be held to maturity.

City of Dover, Ohio
Notes to the Basic Financial Statements
For the Year Ended December 31, 2008

Credit Risk STAROhio, Federal National Mortgage Association Notes, Huntington Treasury Money Market II and First American Funds Government Obligations mutual funds carry a rating of AAAm by Standard and Poor's. Ohio law requires that STAROhio maintain the highest rating provided by at least one nationally recognized standard rating service. The City has no investment policy that would further limit its investment choices.

Concentration of Credit Risk The City places no limit on the amount it may invest in any one issuer. The following is the City's allocation as of December 31, 2008:

	Percentage of Investments
STAROhio	65.82 %
Repurchase Agreement:	
Federal National Mortgage Association Notes	13.30
Huntington Treasury Money	
Market II Mutual Fund	7.02
First American Funds Government	
Obligations Mutual Fund	13.87

Note 7 - Receivables

Receivables at December 31, 2008, consisted primarily of municipal income taxes, property taxes, intergovernmental receivables arising from entitlements and shared revenues, accrued interest on investments and accounts (billings for utility service). Property taxes, although ultimately collectible, include some portion of delinquencies that will not be collected within one year. All allowances for uncollectibles represent estimates of uncollectible receivables in the accounts receivable classification.

	Accounts Receivable	Allowance for Uncollectibles	Net Accounts Receivable
Governmental Type Activities	\$126,977	\$0	\$126,977
Business Type Activities	4,046,909	199,644	3,847,265

The community development block grant monies loaned to local businesses are reported as loans receivable and are also considered collectible in full. \$261,290 of the \$313,956 loans receivable are not scheduled to be collected within one year.

A. Property Taxes

Property taxes include amounts levied against all real, public utility, and tangible personal property located in the City. Property tax revenue received during 2008 for real and public utility property taxes represents collections of the 2007 taxes. Property tax payments received during 2008 for tangible personal property (other than public utility property) are for 2008 taxes.

2008 real property taxes are levied after October 1, 2008, on the assessed value as of January 1, 2008, the lien date. Assessed values are established by State law at 35 percent of appraised market value. 2008 real property taxes are collected in and intended to finance 2009.

Real property taxes are payable annually or semi-annually. If paid annually, the payment is due December 31; if paid semi-annually, the first payment is due December 31 with the remainder payable by June 20. Under certain circumstances, State statute permits later payment dates to be established.

City of Dover, Ohio
Notes to the Basic Financial Statements
For the Year Ended December 31, 2008

Public utility tangible personal property currently is assessed at varying percentages of true value; public utility real property is assessed at 35 percent of true value. 2008 public utility property taxes which became a lien December 31, 2007, are levied after October 1, 2008, and are collected in 2009 with real property taxes.

2008 tangible personal property taxes are levied after October 1, 2007, on the value as of December 31, 2007. Collections are made in 2008. Tangible personal property assessments are being phased out. The assessment percentages for all property including inventory for 2008 is 6.25 percent. This will be reduced to zero for 2009. Payments by multi-county taxpayers are due September 20. Single county taxpayers may pay annually or semi-annually. If paid annually, payment is due April 30; if paid semi-annually, the first payment is due April 30, with the remainder payable by September 20.

The full tax rate for all City operations for the year ended December 31, 2008, was \$6.60 per \$1,000 of assessed value. The assessed values of real and tangible personal property upon which 2008 property tax receipts were based are as follows:

Real Property	\$248,331,420
Tangible Personal Property	12,037,450
Public Utility Property	<u>587,580</u>
Total	<u><u>\$260,956,450</u></u>

The County Treasurer collects property taxes on behalf of all taxing districts in the county, including the City of Dover. The County Auditor periodically remits to the City its portion of the taxes collected. Property taxes receivable represents real and tangible personal property taxes, public utility taxes and outstanding delinquencies which are measurable as of December 31, 2008 and for which there is an enforceable legal claim. In the general fund and police and fire special revenue fund, the entire receivable has been offset by deferred revenue since the current taxes were not levied to finance 2008 operations and the collection of delinquent taxes during the available period is not subject to reasonable estimation. On an accrual basis, collectible delinquent property taxes have been recorded as revenue while on a modified accrual basis the revenue is deferred.

B. Income Taxes

For 2008, the City levied a municipal income tax of 1.5 percent on substantially all earned income arising from employment, residency or business activities within the City. The City allows a credit of 100 percent for the income tax paid to another municipality, not to exceed one and a half percent of taxable income, to a maximum of the total amount assessed.

Employers within the City are required to withhold income tax on employee compensation and remit the tax to the City either monthly or quarterly, as required. Corporations and other individual taxpayers are required to pay their estimated tax quarterly and file a declaration annually. By City ordinance, income tax proceeds, after income tax department expenditures, are credited to the following funds: Forty percent to the master capital capital projects fund and the remaining balance divided between the cemetery special revenue fund, the street maintenance and repair special revenue fund, the police and fire pension special revenue fund and the general fund.

City of Dover, Ohio
Notes to the Basic Financial Statements
For the Year Ended December 31, 2008

C. Intergovernmental Receivables

A summary of intergovernmental receivables follows:

	Amount
Governmental Activities	
Local Government and Local Government	
Revenue Assistance	\$312,356
Estate Tax	462,628
Gasoline Tax	167,420
Motor Vehicle Tax	130,410
Township Portion of Fire Truck	155,360
Homestead and Rollback	50,417
Miscellaneous	4,375
Municipal Court Fines	1,301
Hotel/Motel Tax	163
<i>Total Governmental Activities</i>	<i>\$1,284,430</i>
 Business-Type Activities	
Sewer	\$4,242

Note 8 - Risk Management

The City is exposed to various risks of loss related to torts; theft of, damage to, and destruction of assets; errors and omissions; injuries to employees; and natural disasters. During 2008, the City contracted with The Travelers Company for boiler and machinery insurance. EMC covers the general liability and property insurance. Ohio Casualty covers electronic data processing, while police and professional liability are protected by the Scottsdale/National Casualty with a \$1,000,000 limit and a \$5,000 deductible. An umbrella policy with Clarendon America covers a \$5,000,000 excess law enforcement liability.

Boiler and machinery deductible levels vary by object. Vehicles are covered by Westfield Companies Insurance Company and hold a \$1,000 deductible for comprehensive and collision. Automobile liability has a \$1,000,000 combined single limit of liability.

There has not been a significant reduction in coverage from the prior year. Settled claims have not exceeded this commercial coverage in any of the past three years.

The County pays the State Workers' Compensation System a premium based on a rate per \$100 of salaries. The rate is calculated based on accident history and administrative costs.

The City has elected to provide employee medical/surgical benefits through a self-insured program. The City maintains a self-insurance internal service fund to account for and finance its uninsured risks of loss in this program. A third-party administrator, Aultcare, Inc. located in Canton, Ohio, reviews all claims which are then paid by the City. An excess coverage insurance policy covers claims in excess of \$100,000 per employee and an aggregate of \$2,170,979 per year. The City pays into the self-insurance internal service fund \$900 family coverage or \$600 individual coverage per employee per month which

City of Dover, Ohio
Notes to the Basic Financial Statements
For the Year Ended December 31, 2008

represents the entire premium required. This premium is paid by the fund that pays the salary of the employee and is based on historic cost information. In 2008, a resolution was adopted which allows an additional \$100 premium to be paid for each employee monthly on an as needed basis.

The claims liability of \$92,725 reported in the fund at December 31, 2008, was estimated by a third-party administrator and is based on the requirements of Governmental Accounting Standards Board Statement No. 30 which requires that a liability for unpaid claims costs, including estimates of costs relating to incurred but not reported claims, be reported. The estimate was not affected by incremental claim adjustment expense and does not include allocated or unallocated claims adjustment expenses. Changes in the fund's claims liability amount in 2007 and 2008 were:

	Balance at Beginning of Year	Current Year Claims	Claim Payments	Balance at End of Year
2007	\$91,807	\$1,746,914	\$1,726,053	\$112,668
2008	112,668	1,922,966	1,942,909	92,725

Note 9 - Capital Assets

Capital asset activity for the year ended December 31, 2008, was as follows:

	Balance 12/31/07	Additions	Deductions	Balance 12/31/08
Governmental Activities				
Capital Assets, not being depreciated:				
Land	\$887,679	\$187,523	\$0	\$1,075,202
Construction in Progress	949,620	772,446	(1,134,521)	587,545
Total Capital Assets, not being Depreciated	1,837,299	959,969	(1,134,521)	1,662,747
Capital Assets, being Depreciated				
Buildings	2,306,595	630,524	(13,910)	2,923,209
Improvements Other Than Buildings	947,804	612,727	0	1,560,531
Equipment and Machinery	2,309,653	517,388	(292,769)	2,534,272
Furniture and Fixtures	59,412	0	(3,133)	56,279
Vehicles	2,238,801	280,840	(316,076)	2,203,565
Infrastructure	21,470,829	330,756	(68,000)	21,733,585
Total Capital Assets, being Depreciated	29,333,094	2,372,235	(693,888)	31,011,441
Less Accumulated Depreciation:				
Buildings	(754,694)	(68,846)	13,910	(809,630)
Improvements Other Than Buildings	(500,669)	(113,395)	0	(614,064)
Equipment and Machinery	(1,580,861)	(87,921)	292,769	(1,376,013)
Furniture and Fixtures	(46,131)	(2,854)	3,133	(45,852)
Vehicles	(1,850,942)	(335,044)	316,076	(1,869,910)
Infrastructure	(10,355,020)	(428,505)	68,000	(10,715,525)
Total Accumulated Depreciation	(15,088,317)	(1,036,565) *	693,888	(15,430,994)
Total Capital Assets, being Depreciated, net	14,244,777	1,335,670	0	15,580,447
Governmental Activities Capital Assets, Net	\$16,082,076	\$2,295,639	(\$1,134,521)	\$17,243,194

City of Dover, Ohio
Notes to the Basic Financial Statements
For the Year Ended December 31, 2008

	Balance 12/31/07	Additions	Deductions	Balance 12/31/08
Business-Type Activities				
Capital Assets, not being depreciated:				
Land	\$435,066	\$0	\$0	\$435,066
Construction in Progress	16,365,259	6,351,363	(9,120)	22,707,502
Total Capital Assets, not being Depreciated	<u>16,800,325</u>	<u>6,351,363</u>	<u>(9,120)</u>	<u>23,142,568</u>
Capital Assets, being Depreciated				
Buildings	19,899,736	245,284	(45,422)	20,099,598
Equipment and Machinery	20,474,245	133,000	(3,343,337)	17,263,908
Furniture and Fixtures	114,533	0	(1,111)	113,422
Vehicles	1,538,843	291,217	(278,668)	1,551,392
Infrastructure	30,638,421	480,287	(83,680)	31,035,028
Total Capital Assets, being Depreciated	<u>72,665,778</u>	<u>1,149,788</u>	<u>(3,752,218)</u>	<u>70,063,348</u>
Less Accumulated Depreciation:				
Buildings	(5,546,538)	(438,439)	45,422	(5,939,555)
Equipment and Machinery	(18,145,360)	(357,424)	3,343,337	(15,159,447)
Furniture and Fixtures	(75,118)	(5,759)	1,111	(79,766)
Vehicles	(1,292,154)	(133,747)	278,668	(1,147,233)
Infrastructure	(12,603,779)	(260,009)	83,680	(12,780,108)
Total Accumulated Depreciation	<u>(37,662,949)</u>	<u>(1,195,378)</u>	<u>3,752,218</u>	<u>(35,106,109)</u>
Total Capital Assets, being Depreciated, net	<u>35,002,829</u>	<u>(45,590)</u>	<u>0</u>	<u>34,957,239</u>
Business-Type Activities Capital Assets, Net	<u>\$51,803,154</u>	<u>\$6,305,773</u>	<u>(\$9,120)</u>	<u>\$58,099,807</u>

* Depreciation expense was charged to the governmental activities as follows:

General Government	\$59,381
Security of Persons and Property	312,047
Transportation	559,058
Public Health Services	15,308
Leisure Time Activities	87,329
Community Environment	3,442
Total Governmental Depreciation Expense	<u>\$1,036,565</u>

Note 10 - Contingent Liabilities

A. Litigation

The City management is of the opinion that the ultimate disposition of claims and legal proceedings will not have a material effect, if any, on the financial condition of the City.

B. Federal and State Grants

The City participates in several federally assisted programs. These programs are subject to financial and compliance audits by the grantor or their representative. As of December 31, 2008, the audits of certain of these programs have not been completed. Such audits could lead to a request for reimbursement to the grantor agency for expenditures disallowed under the terms of the grant. Based on prior experience, the City believes such disallowance, if any, would be immaterial.

Note 11 – Other Employee Benefits

A. Compensated Absences

Vacation and sick leave benefits are derived from negotiated agreements and State laws. Employees earn ten to thirty days of vacation per year, depending upon length of service. Vacation accumulation is limited to the amount earned in one year. All accumulated unused vacation time is paid upon termination of employment. Outstanding unused vacation is reflected as vacation benefits payable on the statement of net assets.

Employees earn sick leave at different rates depending upon type of employment. Sick leave accrual is continuous, without limit. Upon retirement or death, an employee can be paid a maximum of 960 hours of accumulated, unused sick leave, except fire department employees, who can receive a maximum of 1520 hours.

B. Life Insurance

The City provides life insurance and accidental death and dismemberment insurance to its employees through Standard Insurance.

Note 12 – Defined Benefit Pension Plans

A. Ohio Public Employees Retirement System

Plan Description – The City participates in the Ohio Public Employees Retirement System (OPERS). OPERS administers three separate pension plans. The traditional plan is a cost-sharing, multiple-employer defined benefit pension plan. The member-directed plan is a defined contribution plan in which the member invests both member and employer contributions (employer contributions vest over five years at 20 percent per year). Under the member directed plan, members accumulate retirement assets equal to the value of the member and vested employer contributions plus any investment earnings. The combined plan is a cost-sharing, multiple-employer defined benefit pension plan that has elements of both a defined benefit and a defined contribution plan. Under the combined plan, OPERS invests employer contributions to provide a formula retirement benefit similar in nature to the traditional plan benefit. Member contributions, whose investment is self-directed by the member, accumulate retirement assets in a manner similar to the member directed plan.

OPERS provides retirement, disability, survivor and death benefits and annual cost of living adjustments to members of the traditional and combined plans. Members of the member-directed plan do not qualify for ancillary benefits. Authority to establish and amend benefits is provided by Chapter 145 of the Ohio Revised Code. OPERS issues a stand-alone financial report. Interested parties may obtain a copy by writing to OPERS, 277 East Town Street, Columbus, Ohio 43215-4642 or by calling 614-222-5601 or 800-222-7377.

Funding Policy – The Ohio Revised Code provides statutory authority for member and employer contributions. For the year ended December 31, 2008, members in state and local classifications contributed 10 percent of covered payroll, public safety and law enforcement members contributed 10.1 percent.

The City's contribution rate for 2008 was 14 percent, except for those plan members in law enforcement or public safety, for whom the City's contribution was 17.4 percent of covered payroll. The Ohio Revised Code provides statutory authority for member and employer contributions.

City of Dover, Ohio
Notes to the Basic Financial Statements
For the Year Ended December 31, 2008

The City's required contributions for pension obligations to the traditional and combined plans for the years ended December 31, 2008, 2007, and 2006 were \$425,990, \$466,492 and \$494,672 respectively; 82.8 percent has been contributed for 2008 and 100 percent for 2007 and 2006. There were no contributions to the member-directed plan for 2008.

B. Ohio Police and Fire Pension Fund

Plan Description – The City contributes to the Ohio Police and Fire Pension Fund (OP&F), a cost-sharing multiple-employer defined benefit pension plan. OP&F provides retirement and disability pension benefits, annual cost-of-living adjustments, and death benefits to plan members and beneficiaries. Benefit provisions are established by the Ohio State Legislature and are codified in Chapter 742 of the Ohio Revised Code. OP&F issues a publicly available financial report that includes financial information and required supplementary information for the plan. That report may be obtained by writing to the Ohio Police and Fire Pension Fund, 140 East Town Street, Columbus, Ohio 43215-5164.

Funding Policy – Plan members are required to contribute 10 percent of their annual covered salary to fund pension obligations. The City's contribution was 19.5 percent for police officers and 24 percent for firefighters. Contribution rates are established by State statute. For 2008, a portion of the City's contribution equal to 6.75 percent of covered payroll was allocated to fund the post-employment health care plan. The City's pension contributions to OP&F for police and firefighters were \$148,489 and \$182,673 for the year ended December 31, 2008, \$144,995 and \$172,471 for the year ended December 31, 2007, and \$128,843 and \$157,547 for the year ended December 31, 2006. The full amount has been contributed for 2007 and 2006. 64.1 percent has been contributed for police and 73.1 percent has been contributed for firefighters for 2008.

Note 13 – Postemployment Benefits

A. Ohio Public Employees Retirement System

Plan Description – OPERS maintains a cost-sharing multiple-employer defined benefit post-employment health care plan for qualifying members of both the traditional and combined pension plans. Members of the member-directed plan do not qualify for ancillary benefits, including post-employment health care. The plan includes a medical plan, a prescription drug program and Medicare Part B premium reimbursement.

To qualify for post-employment health care coverage, age and service retirees under the traditional and combined plans must have ten or more years of qualifying Ohio service credit. Health care coverage for disability benefit recipients and qualified survivor benefit recipients is available. The Ohio Revised Code permits, but does not require, OPERS to provide health care benefits to its eligible members and beneficiaries. Authority to establish and amend benefits is provided in Chapter 145 of the Ohio Revised Code.

Disclosures for the health care plan are presented separately in the OPERS financial report which may be obtained by writing to OPERS, 277 East Town Street, Columbus, Ohio 43215-4642-4642 or by calling 614-222-5601 or 800-222-7377.

Funding Policy – The post-employment health care plan was established under, and is administered in accordance with, Internal Revenue Code 401 (h). State statute requires that public employers fund post-employment health care through contributions to OPERS. A portion of each employer's contribution to the traditional and combined plans is set aside for the funding of post-employment health care.

City of Dover, Ohio
Notes to the Basic Financial Statements
For the Year Ended December 31, 2008

Employer contribution rates are expressed as a percentage of the covered payroll of active employees. In 2008, local government employers contributed 14 percent of covered payroll (17.4 percent for public safety and law enforcement). Each year, the OPERS retirement board determines the portion of the employer contribution rate that will be set aside for funding post-employment health care benefits. For 2008, the amount of the employer contributions which was allocated to fund post-employment health care was 7 percent of covered payroll.

The retirement board is also authorized to establish rules for the payment of a portion of the health care benefits by the retiree or the retiree's surviving beneficiaries. Payment amounts vary depending on the number of covered dependents and the coverage selected.

The City's contributions allocated to fund post-employment health care benefits for the years ended December 31, 2008, 2007, and 2006 were \$425,990, \$307,270 and \$241,959 respectively; 82.8 percent has been contributed for 2008 and 100 percent for 2007 and 2006.

On September 9, 2004 the OPERS Retirement Board adopted a Health Care Preservation Plan which was effective January 1, 2007. Member and employer contribution rates increased as of January 1, 2006, January 1, 2007, and January 1, 2008, which allowed additional funds to be allocated to the health care plan.

B. Police and Firemen's Disability and Pension Fund

Plan Description – The City contributes to the Ohio Police and Fire Pension Fund (OP&F) sponsored healthcare program, a cost-sharing multiple-employer defined post-employment healthcare plan administered by OP&F. OP&F provides healthcare benefits including coverage for medical, prescription drugs, dental, vision, Medicare Part B Premium reimbursement and long term care to retirees, qualifying benefit recipients and their eligible dependents.

OP&F provides access to post-retirement healthcare coverage for any person who receives or is eligible to receive a monthly service, disability, or survivor benefit or is a spouse or eligible dependent child of such person.

The Ohio Revised Code allows, but does not mandate, OP&F to provide OPEB benefits. Authority for the OP&B Board of Trustees to provide healthcare coverage to eligible participants and to establish and amend benefits is codified in Chapter 742 of the Ohio Revised Code.

OP&F issues a publicly available financial report that includes financial information and required supplementary information for the Plan. That report may be obtained by writing to OP&F, 140 East Town Street, Columbus, Ohio 43215-5164.

Funding policy – OP&F's post-employment healthcare plan was established and is administered as an Internal Revenue Code 401(h) account within the defined benefit pension plan, under the authority granted by the Ohio Revised code to the OP&F Board of Trustees. The Ohio Revised Code sets the contribution rates for participating employers and for plan members to the OP&F. Participating employers are required to contribute to the pension plan at rates expressed as percentages of the payroll of active pension plan members, currently, 19.50 percent and 24.00 percent of covered payroll for police and fire employers, respectively.

The Board of Trustees is authorized to allocate a portion of the total employer contributions made to the pension plan to the 401(h) account as the employer contribution for retiree healthcare benefits. For the year ended December 31, 2008, the employer contribution allocated to the healthcare plan was 6.75

City of Dover, Ohio
Notes to the Basic Financial Statements
For the Year Ended December 31, 2008

percent of covered payroll. The amount of employer contributions allocated to the healthcare plan each year is subject to the trustees' primary responsibility to ensure that pension benefits are adequately funded and also is limited by the provisions of Section 401(h).

The OP&F Board of Trustees is also authorized to establish requirements for contributions to the healthcare plan by retirees and their eligible dependents, or their surviving beneficiaries. Payment amounts vary depending on the number of covered dependents and the coverage selected.

The City's contributions to OP&F which were allocated to fund post-employment health care benefits for police and firefighters were \$78,612 and \$71,481 for the year ended December 31, 2008, \$76,762 and \$67,489 for the year ended December 31, 2007, and \$84,982 and \$75,138 for the year ended December 31, 2006. The full amount has been contributed for 2007 and 2006. 64.1 percent has been contributed for police and 73.1 percent has been contributed for firefighters for 2008.

Note 14 - Notes Payable

A summary of the note transactions for the year ended December 31, 2008, follows:

	Outstanding 12/31/07	Issued	Retired	Outstanding 12/31/08
Governmental Activities:				
5.00% Various Purpose - Master Capital 2007	\$200,000	\$0	\$200,000	\$0
2.75% Various Purpose - Master Capital 2008	0	270,000	0	270,000
4.25% Bridge Improvement, Series 2007	200,000	0	200,000	0
<i>Total Governmental Activities</i>	<u>400,000</u>	<u>270,000</u>	<u>400,000</u>	<u>270,000</u>
Business Type Activities:				
4.25% Municipal Electric Series 2007A	300,000	0	300,000	0
2.50% Municipal Electric Series 2008	0	300,000	0	300,000
<i>Total Business Type Activities</i>	<u>300,000</u>	<u>300,000</u>	<u>300,000</u>	<u>300,000</u>
Total	<u><u>\$700,000</u></u>	<u><u>\$570,000</u></u>	<u><u>\$700,000</u></u>	<u><u>\$570,000</u></u>

On April 4, 2007, the City issued the various purpose 2007 note, which matured on April 3, 2008. On April 3, 2008, the City issued the various purpose 2008 note to finance storm sewer projects, and street and bridge construction. These notes mature on April 2, 2009. The bridge improvement note was issued on April 4, 2007 for reconstructing and improving the Tuscarawas bridge and matured on April 3, 2008.

On June 6, 2007, the City issued the municipal electric series 2007A notes, which matured on June 5, 2008. On June 5, 2008, the City issued the municipal electric series 2008 notes, which mature on June 4, 2009. All of these notes were issued to improve the City's utilities.

All of the notes are bond anticipation notes, are backed by the full faith and credit of the City, and mature within one year. The note liability is reflected in the fund which received the proceeds and will repay the debt.

City of Dover, Ohio
Notes to the Basic Financial Statements
For the Year Ended December 31, 2008

Note 15 - Long-Term Debt

Debt Issue	Interest Rate	Original Issue Amount	Date of Maturity
Governmental Activities			
Various Purpose Bond Anticipation Note	2.75%	\$2,470,000	April 2, 2009
Business-Type Activities			
Waterworks System Refunding Revenue Bonds - 2004	2.0-4.5	5,785,000	December 1, 2022
Municipal Electric System Revenue Bonds - 1995	4.4-6.0	10,075,000	December 1, 2019
Municipal Electric System Refunding Revenue Bonds - 2005	3.7-5.0	9,670,000	December 1, 2019
Waterworks System Improvement Revenue Bonds - 2003	2.0-4.5	805,000	December 1, 2022
Municipal Electric Bond Anticipation Note Series 2007A	4.25	7,800,000	June 5, 2008
Municipal Electric Bond Anticipation Note Series 2008	2.50	7,500,000	June 4, 2009
Sewer System Improvement General Obligation Bonds - 1989	7.02	1,500,000	December 1, 2009

A schedule of changes in bonds and other long-term obligations of the City during 2008 follows:

	Amount Outstanding 12/31/07	Additions	Deletions	Amount Outstanding 12/31/08	Amounts Due in One Year
Governmental Activities					
Police and Fire Pension	\$291,066	\$0	\$5,747	\$285,319	\$5,995
Various Purpose Bond Anticipation Note	2,370,000	2,200,000	2,370,000	2,200,000	0
Compensated Absences	774,058	691,070	75,642	1,389,486	171,350
Total Governmental Activities	<u>\$3,435,124</u>	<u>\$2,891,070</u>	<u>\$2,451,389</u>	<u>\$3,874,805</u>	<u>\$177,345</u>
Business-Type Activities					
<u>Revenue Bonds</u>					
Waterworks System Refunding	\$4,823,760	\$0	\$250,186	\$4,573,574	\$254,575
Discount	(26,329)	0	(1,755)	(24,574)	0
Accounting Loss	82,342	0	5,490	76,852	0
Municipal Electric System Refunding	8,605,000	0	560,000	8,045,000	590,000
Premium	221,292	0	18,441	202,851	0
Accounting Loss	57,226	0	4,769	52,457	0
Waterworks System Improvement	671,240	0	34,814	636,426	35,425
Total Revenue Bonds	<u>14,434,531</u>	<u>0</u>	<u>871,945</u>	<u>13,562,586</u>	<u>880,000</u>
<u>Bond Anticipation Notes</u>					
Municipal Electric Series 2007A	7,800,000	0	7,800,000	0	0
Municipal Electric Series 2008	0	7,500,000	0	7,500,000	0
Total Bond Anticipation Notes	<u>7,800,000</u>	<u>7,500,000</u>	<u>7,800,000</u>	<u>7,500,000</u>	<u>0</u>
<u>General Obligation Bonds</u>					
Sewer System Improvement	260,000	0	260,000	0	0
OWDA Loan Payable	8,248,331	4,263,357	0	12,511,688	0
Compensated Absences	598,749	567,845	92,390	1,074,204	339,840
Total Business-Type Activities	<u>\$31,341,611</u>	<u>\$12,331,202</u>	<u>\$9,024,335</u>	<u>\$34,648,478</u>	<u>\$1,219,840</u>

City of Dover, Ohio
Notes to the Basic Financial Statements
For the Year Ended December 31, 2008

The police and fire pension liability will be paid from taxes received in the police and fire pension special revenue fund. The various purpose bond anticipation note was used for storm sewer projects, land acquisition and bridge construction and will be paid from taxes received in the master capital capital projects fund.

The revenue bonds, bond anticipation notes, and the general obligation bonds will be paid from charges for services revenue in the enterprise funds. The municipal electric note series 2007-A was issued retire a note that was issued to construct, install and equip pollution control facilities. The municipal electric note series 2008-A was issued to retire the 2007 notes.

Compensated absences will be paid from the general fund, the street maintenance and repair special revenue fund, and the sewer, electric and water enterprise funds.

Revenue Bonds

In 2004, the City issued \$5,785,000 in Waterworks System Refunding Revenue Bonds with interest rates varying from 2.0 percent to 4.5 percent. Proceeds were used to current refund the \$5,215,000 current outstanding waterworks system revenue bonds. The refunded bonds were callable at 102 percent. The revenue bonds are serial bonds. The bonds maturing on or after December 1, 2014 are subject to early redemption, at the sole option of the City, either in whole on any date or in part on any interest payment date, on or after December 1, 2014, in multiples of \$5,000, at the following redemption prices plus accrued interest:

Redemption Dates	Redemption Prices
December 1, 2016 and thereafter	100 percent

The current refunding resulted in a difference between the reacquisition price and net carrying amount of the old debt of \$104,300. This difference, being reported as a liability in the accompanying financial statements, is being charged to operations through year 2022 using the straight-line method. The City decreased its total debt service payments by \$91,202 as a result of the refunding. They also incurred an economic gain (difference between the present values of the old and new debt service payments) of \$228,286.

Restricted assets relating to the water revenue bonds at December 31, 2008, were as follows:

Restricted Assets Held by City	
Replacement and Improvement	\$267,859
Restricted Assets Held by the Trustee	
Revenue Bond Current Debt Service	\$528,232

In 2003, the City issued \$805,000 in Waterworks System Improvement Revenue Bonds with interest rates varying from 2.0 percent to 4.5 percent. Proceeds were used to improve the municipal water system. The revenue bonds are serial bonds. The bonds maturing on or after December 1, 2014 are subject to early redemption, at the sole option of the City, either in whole on any date or in part on any interest payment date, on or after December 1, 2014, in multiples of \$5,000, at the following redemption prices plus accrued interest:

Redemption Dates	Redemption Prices
December 1, 2016 and thereafter	100 percent

City of Dover, Ohio
Notes to the Basic Financial Statements
For the Year Ended December 31, 2008

The City has pledged future revenues to repay the Waterworks System Improvement Refunding Revenue and Revenue Bonds. The bonds are payable solely from net revenues and are payable through 2022. Net revenues include all revenues received by the water utility less all operating expenses other than depreciation expense. Annual principal and interest payments on the bonds are expected to require less than 89 percent of net revenues in future years. The total principal and interest remaining to be paid on the bonds is \$6,953,343. Principal and interest paid for the current year were \$466,906, net revenues were \$525,442 and total revenues were \$1,949,190.

In 2006, the City issued \$9,670,000 in Municipal Electric System Refunding Revenue Bonds with interest rates varying from 3.9 percent to 5.0 percent. Proceeds were used to current refund the \$7,190,000 current outstanding waterworks system revenue bonds and \$2,200,000 in bond anticipation notes. The refunded bonds were callable at 101 percent. The revenue bonds are serial bonds. The bonds maturing on or after December 1, 2016 are subject to early redemption, at the sole option of the City, either in whole on any date or in part on any interest payment date, on or after December 1, 2015, in multiples of \$5,000, at the following redemption prices plus accrued interest:

Redemption Dates	Redemption Prices
December 1, 2016 and thereafter	100 percent

The current refunding resulted in a difference between the reacquisition price and net carrying amount of the old debt of \$71,900. This difference, being reported as a liability in the accompanying financial statements, is being charged to operations through year 2019 using the straight-line method. The City decreased its total debt service payments by \$1,291,402 as a result of the refunding. They also incurred an economic gain (difference between the present values of the old and new debt service payments) of \$962,603.

Restricted assets relating to the electric revenue bonds at December 31, 2008, were as follows:

Restricted Assets Held by City	
Replacement and Improvement	\$2,232,257
Restricted Assets Held by the Trustee	
Revenue Bond Current Debt Service	\$1,042,868

The City has pledged future revenues to repay the Municipal Electric System Refunding Revenue Bonds. The bonds are payable solely from net revenues and are payable through 2019. Net revenues include all revenues received by the water utility less all operating expenses other than depreciation expense. Annual principal and interest payments on the bonds are expected to require less than 31 percent of net revenues in future years. The total principal and interest remaining to be paid on the bonds is \$10,220,103. Principal and interest paid for the current year were \$925,048, net revenues were \$3,009,072 and total revenues were \$20,537,863.

The City has entered into a contractual agreement for a loan from the Ohio Water Development Authority for improvements to the wastewater treatment plant. Since the loan repayment schedule has not yet been finalized, a repayment schedule is not included in the schedule of debt service requirements.

As of December 31, 2008, the City's overall legal debt margin (the ability to issue additional amounts of general obligation bonded debt) was \$24,930,427 and the unvoted legal debt margin was \$11,882,605. Principal and interest requirements to retire the City's long-term obligations outstanding at December 31, 2008 are as follows:

City of Dover, Ohio
Notes to the Basic Financial Statements
For the Year Ended December 31, 2008

Year Ending December 31	Waterworks System		Municipal Electric System	
	Revenue Bonds		Revenue Bonds	
	Principal	Interest	Principal	Interest
2009	\$290,000	\$204,609	\$590,000	\$342,648
2010	300,000	196,489	605,000	319,047
2011	310,000	187,339	630,000	294,847
2012	320,000	176,954	655,000	269,647
2013	330,000	165,594	700,000	236,897
2014-2018	1,880,000	616,189	3,965,000	676,917
2019-2022	1,780,000	196,169	900,000	35,100
Total	\$5,210,000	\$1,743,343	\$8,045,000	\$2,175,103

Year Ending December 31	Police and Fire Pension	
	Principal	Interest
	2009	\$5,995
2010	6,252	11,793
2011	6,521	11,524
2012	6,801	11,244
2013	7,093	10,952
2014-2018	40,305	49,920
2019-2023	49,736	40,489
2024-2028	61,376	28,849
2029-2033	75,738	14,487
2034-2035	25,502	1,062
Total	\$285,319	\$192,370

Note 16 – Jointly Governed Organizations

A. Community Improvement Corporation of Tuscarawas County

The City is associated with the Community Improvement Corporation of Tuscarawas County as a Jointly Governed Organization. The Corporation advances, encourages and promotes the industrial, economic, commercial, and civic development of all Tuscarawas County. The Corporation is operated by Tuscarawas County, New Philadelphia, Dover, Uhrichsville, Dennison, Strasburg, Sugarcreek and Gnadenhutten. It is controlled by 25 trustees consisting of the three County Commissioners, the mayor of each participating city and fifteen elected trustees. The board exercises total control over the operation of the corporation including budgeting, appropriating, contracting and designating management. Each participant's degree of control is limited to its representation on the board. In 2008, the City contributed \$11,748.

B. Tuscarawas County Regional Planning Commission

The City is associated with the Tuscarawas County Regional Planning Commission as a Jointly Governed Organization. The Commission is a statutorily created political subdivision of the State. The commission is jointly governed among Tuscarawas County, municipalities and townships. Of the 61 members, the City appoints three. Each member's control over the operation of the Commission is limited to its representation on the board. The Commission makes studies, maps, plans, recommendations and reports concerning the physical, environmental, social, economic and governmental characteristics, functions and services of the county. In 2008, the City contributed \$1,343 which represents 1.40 percent of total contributions.

City of Dover, Ohio
Notes to the Basic Financial Statements
For the Year Ended December 31, 2008

C. Southeastern Ohio Narcotics Team (S.E.N.T)

The City is associated with the Southeastern Ohio Narcotics Team (S.E.N.T.) as a Jointly Governed Organization. S.E.N.T. is a multi-jurisdictional drug task force with the primary goal of combating major narcotics traffickers in Guernsey, Monroe and Tuscarawas Counties. It is jointly governed among the participating counties and cities. A grant is received from the State of Ohio of which the participating entities must match 25 percent. Of the 11 member governing board, the City appoints one. Each participant's control over the operation of S.E.N.T. is limited to its representation on the board. In 2008, no monies were contributed by the City.

D. Ohio Mid-Eastern Governments Association (OMEGA)

The City is associated with the Ohio Mid-Eastern Governments Association (OMEGA), which is a ten county regional council of governments comprised of Belmont, Carroll, Coshocton, Columbiana, Guernsey, Harrison, Holmes, Jefferson, Muskingum and Tuscarawas counties. OMEGA was formed to aid and assist the participating counties and political subdivisions within the counties in the application for Appalachian Regional Commission and Economic Development grant monies. OMEGA is governed by a seventeen member executive board comprised of members appointed from each participating county and cities within each county. City membership is voluntary. The mayor of the City of Dover serves as the City's representative on the board. The board has total control over budgeting, personnel and financial matters. Each member currently pays a per capita membership fee based on the most recent United States census. During 2008, OMEGA received \$1,832 from the City of Dover for an annual fee. OMEGA has no outstanding debt.

Note 17 – Joint Venture

Ohio Municipal Electric Generation Agency (JV2)

The City of Dover is a Non-Financing Participant and an Owner Participant with an ownership percentage of 5.22 percent and shares participation with thirty-five other subdivisions in the State of Ohio in the Ohio Municipal Electric Generation Agency (OMEGA JV2). Owner Participants own undivided interests, as tenants in common, in the OMEGA JV2 Project in the amount of their respective Project Shares. Purchaser Participants agree to purchase the output associated with their respective Project shares, ownership of which is held in trust for such Purchaser Participants.

Pursuant to the OMEGA JV2 Agreement, the participants jointly undertook as either Financing Participants or Non-Financing Participants and as either Owner Participants or Purchaser Participants, the acquisition, construction, and equipping of OMEGA JV2, including such portions of OMEGA JV2 as have been acquired, constructed or equipped by AMP-Ohio and to pay or incur the costs of the same in accordance with the JV2 Agreements.

OMEGA JV2 was created to provide additional sources of reliable, reasonably priced electric power and energy when prices are high or during times of generation shortages or transmission constraints, and to improve the reliability and economic status of the participants' respective municipal electric utility system. The Project consists of 138.65 MW of distributed generation of which 134.081 MW is the participants' entitlement and 4.569 MW are held in reserve. On dissolution of OMEGA JV2, the net assets will be shared by the participants on a percentage of ownership basis. OMEGA JV2 is managed by AMP-Ohio, which acts as the joint venture's agent. During 2001, AMP-Ohio issued \$50,260,000 of 20 year fixed rate bonds on behalf of the Financing Participants of OMEGA JV2. The net proceeds of the bond issue of \$45,904,712 were contributed to OMEGA JV2. The City's net investment and its share of

City of Dover, Ohio
Notes to the Basic Financial Statements
For the Year Ended December 31, 2008

operating results of OMEGA JV2 are reported in the City's electric fund (an enterprise fund). The City's net investment in OMEGA JV2 was \$1,926,571 at December 31, 2008. OMEGA JV2 is not accumulating significant financial resources or experiencing fiscal distress which would cause additional financial benefit to or burden on the City. Complete financial statements for OMEGA JV2 may be obtained from AMP-Ohio or from the State Auditor's website at www.auditor.state.oh.us.

Note 18 – Contractual Commitments

As of December 31, 2008, the open construction contracts awarded for the Fabric Filer Baghouse associated with improvements to the municipal electric system were \$10,000. Open construction contracts awarded for the expansion of the wastewater treatment plant were \$1,622,207.

Note 19 – Subsequent Events

On April 2, 2009, the City refinanced \$2,200,000 in various purpose bond anticipation notes. The new note has an interest rate of 2.55 percent and matures on April 1, 2010.

On June 4, 2009, the City refinanced \$7,500,000 in municipal electric system improvement bond anticipation notes. The new note has an interest rate of 3.25 percent and matures June 3, 2010.

Combining Statements and Individual Fund Schedules

Fund Descriptions – Nonmajor Governmental Funds

Nonmajor Special Revenue Funds

To account for the proceeds of specific revenue sources (other than amounts relating to major capital projects) that are legally restricted to expenditures for specific purposes.

Street Maintenance and Repair Fund - Required by the Ohio Revised Code to account for State gasoline tax and motor vehicle registration fees that are restricted for maintenance of streets within the City.

State Highway Fund - Required by the Ohio Revised Code to account for State gasoline tax and motor vehicle registration fees that are restricted for maintenance of State highways within the City.

Police and Fire Pension Fund - To account for property taxes levied for the payment of the current and accrued liability for police and firemen's disability and pension benefits.

Ambulance Fund - To account for monies collected from the use of the ambulance by the citizens of Dover and Dover Township.

Cemetery Fund - To account for revenue from the sale of plots and interest used for the care and upkeep of the cemetery.

Revolving Loan Fund - To account for initial loans made by the City to local businesses and subsequent repayment of these loans.

Drug Law Enforcement Fund - To account for monies from mandatory fines for trafficking offenses to be used for the investigation and prosecution of drug cases.

Law Enforcement Block Grant Fund - To account for grant monies to be used for upgrades to police computer systems.

Enforcement and Education Fund - To account for monies received from convictions of alcohol related cases used for the education of the community at large.

Shade Tree Fund - This fund was established so that individuals or organizations could donate money for the purpose of planting trees.

(continued)

Fund Descriptions – Nonmajor Governmental Funds (continued)

Nonmajor Debt Service Fund

Debt service funds are used to account for the accumulation for resources for, and the payment of, general long-term principal, interest and related costs.

Debt Service Fund - To account for matured interest payable on past bond coupons held by a fiscal agent. This fund has no budgetary activity for 2008.

Nonmajor Capital Projects Fund

Capital projects funds are established to account for financial resources to be used for the construction or acquisition of major capital facilities (other than those financed by proprietary funds.)

Small Cities Block Grant Fund - To account for monies received from the State government, distributed by the County, under the Community Development Block Grant program for street repairs and replacements.

CHIP Fund - To account for monies received from the Ohio Regional Development for low income renovations and down payments.

City of Dover, Ohio
Combining Balance Sheet
Nonmajor Governmental Funds
December 31, 2008

	Nonmajor Special Revenue Funds	Nonmajor Debt Service Fund	Nonmajor Capital Projects Fund	Total Nonmajor Governmental Funds
Assets				
Equity in Pooled Cash and Cash Equivalents	\$1,038,396	\$0	\$35,802	\$1,074,198
Cash and Cash Equivalents With Fiscal Agents	2,548	1,735	0	4,283
Materials and Supplies Inventory	142,873	0	0	142,873
Accounts Receivable	45,592	0	0	45,592
Intergovernmental Receivable	306,162	0	0	306,162
Prepaid Items	10,753	0	0	10,753
Income Tax Receivable	324,625	0	0	324,625
Property Taxes Receivable	133,783	0	0	133,783
Loans Receivable	313,956	0	0	313,956
<i>Total Assets</i>	<u>\$2,318,688</u>	<u>\$1,735</u>	<u>\$35,802</u>	<u>\$2,356,225</u>
Liabilities and Fund Balances				
Liabilities				
Accounts Payable	\$16,726	\$0	\$0	\$16,726
Accrued Wages	51,723	0	0	51,723
Contracts Payable	72,892	0	0	72,892
Intergovernmental Payable	215,111	0	0	215,111
Matured Interest Payable	0	1,735	0	1,735
Retainage Payable	2,548	0	0	2,548
Deferred Revenue	511,109	0	0	511,109
<i>Total Liabilities</i>	<u>870,109</u>	<u>1,735</u>	<u>0</u>	<u>871,844</u>
Fund Balances				
Reserved for Encumbrances	14,230	0	0	14,230
Reserved for Loans Receivable	261,290	0	0	261,290
Unreserved, Undesignated, Reported in:				
Special Revenue Funds	1,173,059	0	0	1,173,059
Capital Projects Funds	0	0	35,802	35,802
<i>Total Fund Balances</i>	<u>1,448,579</u>	<u>0</u>	<u>35,802</u>	<u>1,484,381</u>
<i>Total Liabilities and Fund Balances</i>	<u>\$2,318,688</u>	<u>\$1,735</u>	<u>\$35,802</u>	<u>\$2,356,225</u>

City of Dover, Ohio
Combining Statement of Revenues, Expenditures and Changes in Fund Balances
Nonmajor Governmental Funds
For the Year Ended December 31, 2008

	Nonmajor Special Revenue Funds	Nonmajor Capital Projects Funds	Total Nonmajor Governmental Funds
Revenues			
Property Taxes	\$159,136	\$0	\$159,136
Income Taxes	1,210,000	0	1,210,000
Intergovernmental	715,263	76,801	792,064
Interest	44,167	0	44,167
Fines, Licenses and Permits	2,865	0	2,865
Charges for Services	307,589	0	307,589
Other	19,623	0	19,623
<i>Total Revenues</i>	<u>2,458,643</u>	<u>76,801</u>	<u>2,535,444</u>
Expenditures			
Current:			
Security of Persons and Property	476,454	0	476,454
Transportation	1,234,454	0	1,234,454
Public Health Services	626,822	0	626,822
Community Environment	90,000	0	90,000
Capital Outlay	0	47,000	47,000
Debt Service:			
Principal Retirement	5,747	0	5,747
Interest and Fiscal Charges	12,298	0	12,298
<i>Total Expenditures</i>	<u>2,445,775</u>	<u>47,000</u>	<u>2,492,775</u>
<i>Net Change in Fund Balances</i>	12,868	29,801	42,669
<i>Fund Balances Beginning of Year</i>	<u>1,435,711</u>	<u>6,001</u>	<u>1,441,712</u>
<i>Fund Balances End of Year</i>	<u>\$1,448,579</u>	<u>\$35,802</u>	<u>\$1,484,381</u>

City of Dover, Ohio
Combining Balance Sheet
Nonmajor Special Revenue Funds
December 31, 2008

	Street Maintenance and Repair	State Highway	Police and Fire Pension	Ambulance	Cemetery
Assets					
Equity in Pooled Cash and Cash Equivalents	\$54,144	\$14,815	\$35,267	\$114,286	\$666,741
Cash and Cash Equivalents					
With Fiscal Agents	2,548	0	0	0	0
Materials and Supplies Inventory	142,873	0	0	0	0
Accounts Receivable	0	0	0	45,592	0
Intergovernmental Receivable	275,498	22,332	8,154	0	0
Prepaid Items	521	0	0	9,442	790
Income Tax Receivable	224,507	0	0	0	100,118
Property Taxes Receivable	0	0	133,783	0	0
Loans Receivable	0	0	0	0	0
<i>Total Assets</i>	<u>\$700,091</u>	<u>\$37,147</u>	<u>\$177,204</u>	<u>\$169,320</u>	<u>\$767,649</u>
 Liabilities and Fund Balances					
Liabilities					
Accounts Payable	\$14,347	\$0	\$0	\$355	\$2,024
Accrued Wages	29,350	0	0	0	22,373
Contracts Payable	72,892	0	0	0	0
Intergovernmental Payable	47,811	0	145,193	0	22,107
Retainage Payable	2,548	0	0	0	0
Deferred Revenue	239,794	18,668	141,937	45,592	65,118
<i>Total Liabilities</i>	<u>406,742</u>	<u>18,668</u>	<u>287,130</u>	<u>45,947</u>	<u>111,622</u>
 Fund Balances					
Reserved for Encumbrances	0	10,000	0	3,125	1,105
Reserved for Loans Receivable	0	0	0	0	0
Unreserved (Deficit)	293,349	8,479	(109,926)	120,248	654,922
<i>Total Fund Balances (Deficit)</i>	<u>293,349</u>	<u>18,479</u>	<u>(109,926)</u>	<u>123,373</u>	<u>656,027</u>
<i>Total Liabilities and Fund Balances</i>	<u>\$700,091</u>	<u>\$37,147</u>	<u>\$177,204</u>	<u>\$169,320</u>	<u>\$767,649</u>

Revolving Loan	Drug Law Enforcement	Law Enforcement Block Grant	Enforcement and Education	Shade Tree	Total Nonmajor Special Revenue Funds
\$114,781	\$8,740	\$427	\$26,458	\$2,737	\$1,038,396
0	0	0	0	0	2,548
0	0	0	0	0	142,873
0	0	0	0	0	45,592
0	0	0	178	0	306,162
0	0	0	0	0	10,753
0	0	0	0	0	324,625
0	0	0	0	0	133,783
313,956	0	0	0	0	313,956
<u>\$428,737</u>	<u>\$8,740</u>	<u>\$427</u>	<u>\$26,636</u>	<u>\$2,737</u>	<u>\$2,318,688</u>
\$0	\$0	\$0	\$0	\$0	\$16,726
0	0	0	0	0	51,723
0	0	0	0	0	72,892
0	0	0	0	0	215,111
0	0	0	0	0	2,548
0	0	0	0	0	511,109
<u>0</u>	<u>0</u>	<u>0</u>	<u>0</u>	<u>0</u>	<u>870,109</u>
0	0	0	0	0	14,230
261,290	0	0	0	0	261,290
167,447	8,740	427	26,636	2,737	1,173,059
<u>428,737</u>	<u>8,740</u>	<u>427</u>	<u>26,636</u>	<u>2,737</u>	<u>1,448,579</u>
<u>\$428,737</u>	<u>\$8,740</u>	<u>\$427</u>	<u>\$26,636</u>	<u>\$2,737</u>	<u>\$2,318,688</u>

City of Dover, Ohio
Combining Statement of Revenues, Expenditures and Changes in Fund Balances
Nonmajor Special Revenue Funds
For the Year Ended December 31, 2008

	Street Maintenance and Repair	State Highway	Police and Fire Pension	Ambulance	Cemetery
Revenues					
Property Taxes	\$0	\$0	\$159,136	\$0	\$0
Income Taxes	565,000	0	300,000	0	345,000
Intergovernmental	638,488	51,860	18,545	0	0
Interest	2,373	0	0	0	26,781
Fines, Licenses and Permits	24	0	0	0	0
Charges for Services	0	0	0	198,535	109,054
Other	2,327	407	0	15,247	1,642
<i>Total Revenues</i>	<u>1,208,212</u>	<u>52,267</u>	<u>477,681</u>	<u>213,782</u>	<u>482,477</u>
Expenditures					
Current:					
Security of Persons and Property	0	0	472,709	0	0
Transportation	1,144,515	89,939	0	0	0
Public Health Services	0	0	0	155,763	471,059
Community Environment	0	0	0	0	0
Debt Service:					
Principal Retirement	0	0	5,747	0	0
Interest and Fiscal Charges	0	0	12,298	0	0
<i>Total Expenditures</i>	<u>1,144,515</u>	<u>89,939</u>	<u>490,754</u>	<u>155,763</u>	<u>471,059</u>
<i>Net Change in Fund Balances</i>	63,697	(37,672)	(13,073)	58,019	11,418
<i>Fund Balances (Deficit) Beginning of Year</i>	<u>229,652</u>	<u>56,151</u>	<u>(96,853)</u>	<u>65,354</u>	<u>644,609</u>
<i>Fund Balances (Deficit) End of Year</i>	<u>\$293,349</u>	<u>\$18,479</u>	<u>(\$109,926)</u>	<u>\$123,373</u>	<u>\$656,027</u>

Revolving Loan	Drug Law Enforcement	Law Enforcement Block Grant	Enforcement and Education	Shade Tree	Total Nonmajor Special Revenue Funds
\$0	\$0	\$0	\$0	\$0	\$159,136
0	0	0	0	0	1,210,000
6,370	0	0	0	0	715,263
15,013	0	0	0	0	44,167
0	0	0	2,841	0	2,865
0	0	0	0	0	307,589
0	0	0	0	0	19,623
21,383	0	0	2,841	0	2,458,643
0	3,745	0	0	0	476,454
0	0	0	0	0	1,234,454
0	0	0	0	0	626,822
90,000	0	0	0	0	90,000
0	0	0	0	0	5,747
0	0	0	0	0	12,298
90,000	3,745	0	0	0	2,445,775
(68,617)	(3,745)	0	2,841	0	12,868
497,354	12,485	427	23,795	2,737	1,435,711
\$428,737	\$8,740	\$427	\$26,636	\$2,737	\$1,448,579

City of Dover, Ohio
Combining Statement of Revenues, Expenditures and Changes in Fund Balances
Nonmajor Capital Projects Funds
For the Year Ended December 31, 2008

	Small Cities Block Grant	CHIP	Total Nonmajor Capital Projects Funds
Revenues			
Intergovernmental	\$47,000	\$29,801	\$76,801
Expenditures			
Capital Outlay	47,000	0	47,000
<i>Net Change in Fund Balances</i>	0	29,801	29,801
<i>Fund Balances Beginning of Year</i>	0	6,001	6,001
<i>Fund Balances End of Year</i>	\$0	\$35,802	\$35,802

**Individual Fund Schedules of Revenues, Expenditures/Expenses
and Changes in Fund Balances - Budget (Non-GAAP Basis) and Actual**

City of Dover, Ohio
Schedule of Revenues, Expenditures and Changes
In Fund Balance - Budget (Non-GAAP Basis) and Actual
General Fund
For the Year Ended December 31, 2008

	<u>Budgeted Amounts</u>		<u>Actual</u>	Variance with Final Budget Positive (Negative)
	<u>Original</u>	<u>Final</u>		
Revenues				
Property Taxes	\$990,500	\$1,000,100	\$1,059,047	\$58,947
Income Taxes	3,211,885	2,839,184	2,778,235	(60,949)
Intergovernmental	1,068,709	944,698	965,950	21,252
Interest	282,818	250,000	184,436	(65,564)
Fines, Licenses and Permits	69,121	61,100	55,557	(5,543)
Charges for Services	870,035	769,078	728,592	(40,486)
Other	130,999	115,798	121,799	6,001
<i>Total Revenues</i>	<u>6,624,067</u>	<u>5,979,958</u>	<u>5,893,616</u>	<u>(86,342)</u>
Expenditures				
Current:				
General Government:				
Mayor:				
Salaries and Wages	113,481	114,081	113,778	303
Fringe Benefits	59,767	62,907	62,094	813
Purchased Services	16,000	14,360	10,729	3,631
Materials and Supplies	10,203	10,203	7,372	2,831
Total Mayor	<u>199,451</u>	<u>201,551</u>	<u>193,973</u>	<u>7,578</u>
Auditor:				
Salaries and Wages	136,265	103,817	103,611	206
Fringe Benefits	74,143	78,343	77,786	557
Purchased Services	22,576	36,082	34,636	1,446
Materials and Supplies	6,000	4,300	3,358	942
Total Auditor	<u>238,984</u>	<u>222,542</u>	<u>219,391</u>	<u>3,151</u>
Treasurer:				
Salaries and Wages	12,731	12,731	12,731	0
Fringe Benefits	4,250	4,250	4,127	123
Purchased Services	2,250	2,250	1,544	706
Materials and Supplies	500	500	4	496
Total Treasurer	<u>\$19,731</u>	<u>\$19,731</u>	<u>\$18,406</u>	<u>\$1,325</u>

(continued)

City of Dover, Ohio
Schedule of Revenues, Expenditures and Changes
In Fund Balance - Budget (Non-GAAP Basis) and Actual
General Fund (continued)
For the Year Ended December 31, 2008

	<u>Budgeted Amounts</u>		<u>Actual</u>	<u>Variance with Final Budget Positive (Negative)</u>
	<u>Original</u>	<u>Final</u>		
Law Director:				
Salaries and Wages	\$64,318	\$64,318	\$64,318	\$0
Fringe Benefits	28,700	33,300	30,637	2,663
Purchased Services	107,715	104,715	98,721	5,994
Materials and Supplies	12,582	12,582	7,495	5,087
Total Law Director	<u>213,315</u>	<u>214,915</u>	<u>201,171</u>	<u>13,744</u>
Civil Service Commission:				
Salaries and Wages	3,000	3,000	3,000	0
Fringe Benefits	600	600	44	556
Purchased Services	7,100	7,100	2,550	4,550
Materials and Supplies	1,000	1,000	0	1,000
Total Civil Service Commission	<u>11,700</u>	<u>11,700</u>	<u>5,594</u>	<u>6,106</u>
Income Tax Department:				
Salaries and Wages	81,936	81,936	81,406	530
Fringe Benefits	47,186	48,686	48,552	134
Purchased Services	67,500	16,684	15,072	1,612
Materials and Supplies	6,500	6,500	5,943	557
Total Income Tax Department	<u>203,122</u>	<u>153,806</u>	<u>150,973</u>	<u>2,833</u>
Council:				
Salaries and Wages	43,144	43,144	42,771	373
Fringe Benefits	16,300	16,600	13,446	3,154
Purchased Services	23,000	25,500	23,632	1,868
Materials and Supplies	500	500	231	269
Total Council	<u>82,944</u>	<u>85,744</u>	<u>80,080</u>	<u>5,664</u>
Clerk of Council:				
Salaries and Wages	5,545	5,795	5,769	26
Fringe Benefits	2,370	2,470	2,445	25
Purchased Services	2,100	2,100	1,010	1,090
Materials and Supplies	1,100	1,000	213	787
Total Clerk of Council	<u>\$11,115</u>	<u>\$11,365</u>	<u>\$9,437</u>	<u>\$1,928</u>

(continued)

City of Dover, Ohio
Schedule of Revenues, Expenditures and Changes
In Fund Balance - Budget (Non-GAAP Basis) and Actual
General Fund (continued)
For the Year Ended December 31, 2008

	<u>Budgeted Amounts</u>			Variance with Final Budget Positive (Negative)
	<u>Original</u>	<u>Final</u>	<u>Actual</u>	
Service Director:				
Salaries and Wages	\$99,394	\$17,040	\$15,964	\$1,076
Fringe Benefits	56,853	59,603	58,801	802
Purchased Services	9,049	8,299	6,851	1,448
Materials and Supplies	4,500	4,500	2,537	1,963
Total Service Director	<u>169,796</u>	<u>89,442</u>	<u>84,153</u>	<u>5,289</u>
Rubbish-Janitor-City Hall:				
Salaries and Wages	62,600	62,600	25,297	37,303
Fringe Benefits	42,437	42,437	21,391	21,046
Purchased Services	32,783	42,783	24,499	18,284
Materials and Supplies	1,300	1,300	173	1,127
Total Rubbish-Janitor-City Hall	<u>139,120</u>	<u>149,120</u>	<u>71,360</u>	<u>77,760</u>
Other:				
Purchased Services	711,410	256,703	157,440	99,263
Materials and Supplies	16,291	15,000	13,626	1,374
Capital Outlay	40,000	40,000	32,632	7,368
Other	10,000	5,000	0	5,000
Total Other	<u>777,701</u>	<u>316,703</u>	<u>203,698</u>	<u>113,005</u>
Total General Government	<u>2,066,979</u>	<u>1,476,619</u>	<u>1,238,236</u>	<u>238,383</u>
Security of Persons and Property:				
Police:				
Salaries and Wages	1,327,500	1,327,500	1,251,750	75,750
Fringe Benefits	363,802	385,802	384,384	1,418
Purchased Services	86,105	88,855	86,313	2,542
Materials and Supplies	73,124	97,374	88,609	8,765
Total Police	<u>1,850,531</u>	<u>1,899,531</u>	<u>1,811,056</u>	<u>88,475</u>
Traffic Safety:				
Salaries and Wages	132,601	132,601	120,891	11,710
Fringe Benefits	73,353	73,353	67,792	5,561
Purchased Services	19,881	39,881	38,044	1,837
Materials and Supplies	35,688	35,688	28,486	7,202
Total Traffic Safety	<u>\$261,523</u>	<u>\$281,523</u>	<u>\$255,213</u>	<u>\$26,310</u>

(continued)

City of Dover, Ohio
Schedule of Revenues, Expenditures and Changes
In Fund Balance - Budget (Non-GAAP Basis) and Actual
General Fund (continued)
For the Year Ended December 31, 2008

	<u>Budgeted Amounts</u>			Variance with Final Budget Positive (Negative)
	<u>Original</u>	<u>Final</u>	<u>Actual</u>	
Fire Prevention:				
Salaries and Wages	\$957,694	\$957,694	\$947,714	\$9,980
Fringe Benefits	304,855	343,855	335,559	8,296
Purchased Services	78,377	89,877	74,315	15,562
Materials and Supplies	56,411	59,011	54,453	4,558
Total Fire Prevention	<u>1,397,337</u>	<u>1,450,437</u>	<u>1,412,041</u>	<u>38,396</u>
Director of Public Safety:				
Salaries and Wages	29,767	29,767	29,765	2
Fringe Benefits	8,000	8,250	8,156	94
Purchased Services	2,250	3,500	2,370	1,130
Materials and Supplies	250	250	75	175
Total Director of Public Safety	<u>40,267</u>	<u>41,767</u>	<u>40,366</u>	<u>1,401</u>
Total Security of Persons and Property	<u>3,549,658</u>	<u>3,673,258</u>	<u>3,518,676</u>	<u>154,582</u>
Public Health Services:				
County Health Services:				
Purchased Services	10,000	10,000	4,901	5,099
Community Environment:				
Demolition and Mowing:				
Purchased Services	17,500	17,500	11,130	6,370
Building Inspector				
Salaries and Wages	45,700	45,700	45,698	2
Fringe Benefits	30,200	34,700	30,648	4,052
Purchased Services	3,541	3,541	2,523	1,018
Materials and Supplies	2,500	3,000	1,584	1,416
Total Building Inspector	<u>81,941</u>	<u>86,941</u>	<u>80,453</u>	<u>6,488</u>
Total Community Environment	<u>\$99,441</u>	<u>\$104,441</u>	<u>\$91,583</u>	<u>\$12,858</u>

(continued)

City of Dover, Ohio
Schedule of Revenues, Expenditures and Changes
In Fund Balance - Budget (Non-GAAP Basis) and Actual
General Fund (continued)
For the Year Ended December 31, 2008

	<u>Budgeted Amounts</u>		<u>Actual</u>	Variance with Final Budget Positive (Negative)
	<u>Original</u>	<u>Final</u>		
Basic Utility Services:				
Refuse Collections and Disposals:				
Purchased Services	\$525,000	\$525,000	\$463,671	\$61,329
Leisure Time Activities:				
Parks and Recreation:				
Personal Services	399,448	425,998	424,370	1,628
Fringe Benefits	283,505	285,305	282,167	3,138
Purchased Services	100,793	102,443	93,411	9,032
Materials and Supplies	57,315	79,815	77,094	2,721
Total Leisure Time Activities	841,061	893,561	877,042	16,519
<i>Total Expenditures</i>	7,092,139	6,682,879	6,194,109	488,770
<i>Net Change in Fund Balance</i>	(468,072)	(702,921)	(300,493)	402,428
<i>Fund Balance Beginning of Year</i>	755,136	755,136	755,136	0
Prior Year Encumbrances Appropriated	58,639	58,639	58,639	0
<i>Fund Balance End of Year</i>	\$345,703	\$110,854	\$513,282	\$402,428

City of Dover, Ohio
Schedule of Revenues, Expenditures and Changes
In Fund Balance - Budget (Non-GAAP Basis) and Actual
Master Capital Fund
For the Year Ended December 31, 2008

	<u>Budgeted Amounts</u>			Variance with Final Budget Positive (Negative)
	<u>Original</u>	<u>Final</u>	<u>Actual</u>	
Revenues				
Income Taxes	\$1,809,669	\$2,600,000	\$2,466,153	(\$133,847)
Other	292,331	420,000	110,656	(309,344)
<i>Total Revenues</i>	2,102,000	3,020,000	2,576,809	(443,191)
Expenditures				
Capital Outlay	4,355,211	4,568,211	2,573,655	1,994,556
Debt Service:				
Principal Retirement	2,988,000	2,988,000	2,770,000	218,000
Interest and Fiscal Charges	12,000	12,000	11,930	70
Total Debt Service	3,000,000	3,000,000	2,781,930	218,070
<i>Total Expenditures</i>	7,355,211	7,568,211	5,355,585	2,212,626
<i>Excess of Revenues Under Expenditures</i>	(5,253,211)	(4,548,211)	(2,778,776)	1,769,435
Other Financing Sources				
Notes Issued	3,171,000	3,171,000	2,470,000	(701,000)
<i>Net Change in Fund Balance</i>	(2,082,211)	(1,377,211)	(308,776)	1,068,435
<i>Fund Balance Beginning of Year</i>	1,174,790	1,174,790	1,174,790	0
Prior Year Encumbrances Appropriated	373,570	373,570	373,570	0
<i>Fund Balance (Deficit) End of Year</i>	(\$533,851)	\$171,149	\$1,239,584	\$1,068,435

City of Dover, Ohio
Schedule of Revenues, Expenses and Changes
In Fund Equity - Budget (Non-GAAP Basis) and Actual
Sewer Fund
For the Year Ended December 31, 2008

	Budgeted Amounts		Actual	Variance with Final Budget Positive (Negative)
	Original	Final		
Revenues				
Interest	\$4,600	\$4,600	\$3,334	(\$1,266)
Charges for Services	3,094,400	3,094,400	3,197,847	103,447
OWDA Loan Proceeds	5,300,000	5,300,000	4,263,357	(1,036,643)
Other	101,000	101,000	25,264	(75,736)
<i>Total Revenues</i>	<u>8,500,000</u>	<u>8,500,000</u>	<u>7,489,802</u>	<u>(1,010,198)</u>
Expenses				
Salaries and Wages:				
Sewer Office	49,800	81,289	78,411	2,878
Sewer Disposal Plant	735,000	748,000	742,515	5,485
Total Salaries and Wages	<u>784,800</u>	<u>829,289</u>	<u>820,926</u>	<u>8,363</u>
Fringe Benefits:				
Sewer Office	33,150	37,150	35,609	1,541
Sewer Disposal Plant	426,400	463,900	462,004	1,896
Total Fringe Benefits	<u>459,550</u>	<u>501,050</u>	<u>497,613</u>	<u>3,437</u>
Purchased Services:				
Sewer Office	84,900	89,511	72,054	17,457
Sewer Disposal Plant	1,038,986	963,986	542,403	421,583
Total Purchased Services	<u>1,123,886</u>	<u>1,053,497</u>	<u>614,457</u>	<u>439,040</u>
Materials and Supplies:				
Sewer Office	5,200	6,200	5,200	1,000
Sewer Disposal Plant	127,068	182,068	163,502	18,566
Total Materials and Supplies	<u>132,268</u>	<u>188,268</u>	<u>168,702</u>	<u>19,566</u>
Capital Outlay:				
Sewer Office	16,427	15,327	1,670	13,657
Sewer Disposal Plant	480,000	490,000	47,601	442,399
Wastewater Reserve	800,000	800,000	280,989	519,011
Wastewater Construction	5,300,000	5,300,000	4,263,357	1,036,643
Total Capital Outlay	<u>6,596,427</u>	<u>6,605,327</u>	<u>4,593,617</u>	<u>2,011,710</u>
Debt Service:				
Principal Retirement	570,000	570,000	260,000	310,000
Interest and Fiscal Charges	57,500	57,500	18,983	38,517
Total Debt Service	<u>627,500</u>	<u>627,500</u>	<u>278,983</u>	<u>348,517</u>
<i>Total Expenses</i>	<u>\$9,724,431</u>	<u>\$9,804,931</u>	<u>\$6,974,298</u>	<u>\$2,830,633</u>

(continued)

City of Dover, Ohio
Schedule of Revenues, Expenses and Changes
In Fund Equity - Budget (Non-GAAP Basis) and Actual
Sewer Fund (continued)
For the Year Ended December 31, 2008

	Budgeted Amounts		Actual	Variance with Final Budget Positive (Negative)
	Original	Final		
<i>Excess of Revenues Over (Under) Expenses</i>	(\$1,224,431)	(\$1,304,931)	\$515,504	\$1,820,435
<i>Transfers In</i>	250,000	250,000	0	(250,000)
<i>Net Change in Fund Equity</i>	(974,431)	(1,054,931)	515,504	1,570,435
<i>Fund Equity Beginning of Year</i>	2,402,652	2,402,652	2,402,652	0
<i>Prior Year Encumbrances Appropriated</i>	276,062	276,062	276,062	0
<i>Fund Equity End of Year</i>	\$1,704,283	\$1,623,783	\$3,194,218	\$1,570,435

City of Dover, Ohio
Schedule of Revenues, Expenses and Changes
In Fund Equity - Budget (Non-GAAP Basis) and Actual
Electric Fund
For the Year Ended December 31, 2008

	Budgeted Amounts		Actual	Variance with Final Budget Positive (Negative)
	Original	Final		
Revenues				
Interest	\$74,080	\$75,500	\$124,436	\$48,936
Charges for Services	20,053,212	20,437,510	19,964,433	(473,077)
Electric Deposits Received	24,530	25,000	30,453	5,453
Notes Issued	8,394,136	8,555,000	7,800,000	(755,000)
Other	206,542	210,500	302,806	92,306
<i>Total Revenues</i>	<i>28,752,500</i>	<i>29,303,510</i>	<i>28,222,128</i>	<i>(1,081,382)</i>
Expenses				
Salaries and Wages:				
Electric Office	99,050	135,812	135,609	203
Electric Distribution	891,500	939,340	925,452	13,888
Electric Plant	1,342,357	1,342,357	1,320,607	21,750
Total Salaries and Wages	2,332,907	2,417,509	2,381,668	35,841
Fringe Benefits:				
Electric Office	55,050	62,050	60,738	1,312
Electric Distribution	516,958	572,458	563,159	9,299
Electric Plant	591,237	656,237	655,017	1,220
Total Fringe Benefits	1,163,245	1,290,745	1,278,914	11,831
Purchased Services:				
Electric Office	136,235	70,372	52,329	18,043
Electric Distribution	561,422	518,582	365,388	153,194
Electric Plant	2,415,434	1,610,444	1,433,999	176,445
Total Purchased Services	3,113,091	2,199,398	1,851,716	347,682
Materials and Supplies:				
Electric Office	5,200	5,200	4,867	333
Electric Distribution	85,650	135,650	112,423	23,227
Electric Plant	3,281,234	3,196,234	3,161,919	34,315
Total Materials and Supplies	3,372,084	3,337,084	3,279,209	57,875
Purchased Power:				
Electric Plant	\$7,725,000	\$9,207,000	\$9,122,432	\$84,568

(continued)

City of Dover, Ohio
Schedule of Revenues, Expenses and Changes
In Fund Equity - Budget (Non-GAAP Basis) and Actual
Electric Fund (continued)
For the Year Ended December 31, 2008

	<u>Budgeted Amounts</u>		<u>Actual</u>	Variance with Final Budget Positive (Negative)
	<u>Original</u>	<u>Final</u>		
Capital Outlay:				
Electric Construction	\$2,366,856	\$2,366,856	\$2,002,143	\$364,713
Electric Capital Reserve	100,606	100,605	0	100,605
Electric Surplus	100,000	500,000	0	500,000
Electric Office	16,428	11,528	1,699	9,829
Municipal Electric Improvement	9,010	9,012	0	9,012
Electric Distribution	913,810	833,810	710,902	122,908
Electric Plant	275,000	785,000	780,731	4,269
Total Capital Outlay	<u>3,781,710</u>	<u>4,606,811</u>	<u>3,495,475</u>	<u>1,111,336</u>
Debt Service:				
Principal Retirement	9,494,525	9,438,944	8,660,000	778,944
Interest and Fiscal Charges	568,475	661,556	649,702	11,854
Total Debt Service	<u>10,063,000</u>	<u>10,100,500</u>	<u>9,309,702</u>	<u>790,798</u>
Electric Deposits Returned:				
Refunds	85,000	85,000	45,590	39,410
Total Expenses	<u>31,636,037</u>	<u>33,244,047</u>	<u>30,764,706</u>	<u>2,479,341</u>
<i>Excess of Revenues Under Expenses</i>	(2,883,537)	(3,940,537)	(2,542,578)	1,397,959
Transfers In	97,500	97,500	0	(97,500)
Net Change in Fund Equity	(2,786,037)	(3,843,037)	(2,542,578)	1,300,459
<i>Fund Equity Beginning of Year</i>	3,183,547	3,183,547	3,183,547	0
Prior Year Encumbrances Appropriated	2,388,357	2,388,357	2,388,357	0
Fund Equity End of Year	<u>\$2,785,867</u>	<u>\$1,728,867</u>	<u>\$3,029,326</u>	<u>\$1,300,459</u>

City of Dover, Ohio
Schedule of Revenues, Expenses and Changes
In Fund Equity - Budget (Non-GAAP Basis) and Actual
Water Fund
For the Year Ended December 31, 2008

	Budgeted Amounts		Actual	Variance with Final Budget Positive (Negative)
	Original	Final		
Revenues				
Interest	\$750	\$750	\$22,457	\$21,707
Charges for Services	1,793,100	1,793,100	1,815,182	22,082
Other	6,650	6,850	5,683	(1,167)
<i>Total Revenues</i>	<u>1,800,500</u>	<u>1,800,700</u>	<u>1,843,322</u>	<u>42,622</u>
Expenses				
Salaries and Wages:				
Water Office	52,700	80,189	75,967	4,222
Water Plant	623,500	623,500	606,709	16,791
Total Salaries and Wages	<u>676,200</u>	<u>703,689</u>	<u>682,676</u>	<u>21,013</u>
Fringe Benefits:				
Water Office	39,700	42,700	41,940	760
Water Plant	328,125	318,125	316,202	1,923
Total Fringe Benefits	<u>367,825</u>	<u>360,825</u>	<u>358,142</u>	<u>2,683</u>
Purchased Services:				
Water Office	86,400	60,911	37,380	23,531
Water Plant	137,559	111,214	89,432	21,782
Total Purchased Services	<u>223,959</u>	<u>172,125</u>	<u>126,812</u>	<u>45,313</u>
Materials and Supplies:				
Water Office	6,000	6,000	5,145	855
Water Plant	149,194	140,694	120,999	19,695
Total Materials and Supplies	<u>155,194</u>	<u>146,694</u>	<u>126,144</u>	<u>20,550</u>
Capital Outlay:				
Water Office	11,000	6,000	201	5,799
Water Plant	167,232	212,077	147,371	64,706
Water Construction	31,944	31,944	0	31,944
Water Surplus	202,880	202,880	177,295	25,585
Total Capital Outlay	<u>\$413,056</u>	<u>\$452,901</u>	<u>\$324,867</u>	<u>\$128,034</u>

(continued)

City of Dover, Ohio
Schedule of Revenues, Expenses and Changes
In Fund Equity - Budget (Non-GAAP Basis) and Actual
Water Fund (continued)
For the Year Ended December 31, 2008

	<u>Budgeted Amounts</u>		<u>Actual</u>	<u>Variance with Final Budget Positive (Negative)</u>
	<u>Original</u>	<u>Final</u>		
Debt Service:				
Principal Retirement	\$285,000	\$285,000	\$285,000	\$0
Interest and Fiscal Charges	225,000	225,000	181,906	43,094
Total Debt Service	<u>510,000</u>	<u>510,000</u>	<u>466,906</u>	<u>43,094</u>
<i>Total Expenses</i>	<u>2,346,234</u>	<u>2,346,234</u>	<u>2,085,547</u>	<u>260,687</u>
<i>Net Change in Fund Equity</i>	(545,734)	(545,534)	(242,225)	303,309
<i>Fund Equity Beginning of Year</i>	571,941	571,941	571,941	0
Prior Year Encumbrances Appropriated	<u>162,528</u>	<u>162,528</u>	<u>162,528</u>	<u>0</u>
<i>Fund Equity End of Year</i>	<u>\$188,735</u>	<u>\$188,935</u>	<u>\$492,244</u>	<u>\$303,309</u>

City of Dover, Ohio
Schedule of Revenues, Expenditures and Changes
In Fund Balance - Budget (Non-GAAP Basis) and Actual
Street Maintenance and Repair Fund
For the Year Ended December 31, 2008

	<u>Budgeted Amounts</u>			Variance with Final Budget Positive (Negative)
	<u>Original</u>	<u>Final</u>	<u>Actual</u>	
Revenues				
Income Taxes	\$348,624	\$400,000	\$400,000	\$0
Intergovernmental	596,583	684,500	642,743	(41,757)
Interest	3,922	4,500	2,373	(2,127)
Fines, Licenses and Permits	44	50	24	(26)
Other	828	950	2,327	1,377
<i>Total Revenues</i>	<u>950,000</u>	<u>1,090,000</u>	<u>1,047,467</u>	<u>(42,533)</u>
Expenditures				
Current:				
Transportation:				
Street Construction and Reconstruction:				
Salaries and Wages	527,540	569,501	548,400	21,101
Fringe Benefits	296,902	358,902	357,724	1,178
Purchased Services	100,550	72,389	68,236	4,153
Materials and Supplies	121,864	212,364	195,329	17,035
Capital Outlay	40,000	25,200	25,174	26
<i>Total Expenditures</i>	<u>1,086,856</u>	<u>1,238,356</u>	<u>1,194,863</u>	<u>43,493</u>
<i>Net Change in Fund Balance</i>	(136,856)	(148,356)	(147,396)	960
<i>Fund Balance Beginning of Year</i>	143,482	143,482	143,482	0
Prior Year Encumbrances Appropriated	<u>5,864</u>	<u>5,864</u>	<u>5,864</u>	<u>0</u>
<i>Fund Balance End of Year</i>	<u>\$12,490</u>	<u>\$990</u>	<u>\$1,950</u>	<u>\$960</u>

City of Dover, Ohio
Schedule of Revenues, Expenditures and Changes
In Fund Balance - Budget (Non-GAAP Basis) and Actual
State Highway Fund
For the Year Ended December 31, 2008

	<u>Budgeted Amounts</u>		<u>Actual</u>	<u>Variance with Final Budget Positive (Negative)</u>
	<u>Original</u>	<u>Final</u>		
Revenues				
Intergovernmental	\$50,000	\$50,000	\$52,114	\$2,114
Other	0	0	407	407
<i>Total Revenues</i>	50,000	50,000	52,521	2,521
Expenditures				
Current:				
Transportation:				
Street Construction and Reconstruction:				
Materials and Supplies	91,192	101,192	99,939	1,253
<i>Net Change in Fund Balance</i>	(41,192)	(51,192)	(47,418)	3,774
<i>Fund Balance Beginning of Year</i>	31,041	31,041	31,041	0
Prior Year Encumbrances Appropriated	21,192	21,192	21,192	0
<i>Fund Balance End of Year</i>	<u>\$11,041</u>	<u>\$1,041</u>	<u>\$4,815</u>	<u>\$3,774</u>

City of Dover, Ohio
Schedule of Revenues, Expenditures and Changes
In Fund Balance - Budget (Non-GAAP Basis) and Actual
Police and Fire Pension Fund
For the Year Ended December 31, 2008

	<u>Budgeted Amounts</u>			Variance with Final Budget Positive (Negative)
	<u>Original</u>	<u>Final</u>	<u>Actual</u>	
Revenues				
Property Taxes	\$155,600	\$155,600	\$159,136	\$3,536
Income Taxes	287,647	340,000	340,000	0
Intergovernmental	7,953	9,400	18,545	9,145
<i>Total Revenues</i>	<u>451,200</u>	<u>505,000</u>	<u>517,681</u>	<u>12,681</u>
Expenditures				
Current:				
Security of Persons and Property:				
Police Disability and Pension:				
Fringe Benefits	225,000	236,000	234,434	1,566
Fire Disability and Pension:				
Fringe Benefits	<u>225,000</u>	<u>264,000</u>	<u>258,816</u>	<u>5,184</u>
<i>Total Expenditures</i>	<u>450,000</u>	<u>500,000</u>	<u>493,250</u>	<u>6,750</u>
<i>Net Change in Fund Balance</i>	1,200	5,000	24,431	19,431
<i>Fund Balance Beginning of Year</i>	<u>10,836</u>	<u>10,836</u>	<u>10,836</u>	<u>0</u>
<i>Fund Balance End of Year</i>	<u><u>\$12,036</u></u>	<u><u>\$15,836</u></u>	<u><u>\$35,267</u></u>	<u><u>\$19,431</u></u>

City of Dover, Ohio
Schedule of Revenues, Expenditures and Changes
In Fund Balance - Budget (Non-GAAP Basis) and Actual
Ambulance Fund
For the Year Ended December 31, 2008

	<u>Budgeted Amounts</u>			Variance with Final Budget Positive (Negative)
	<u>Original</u>	<u>Final</u>	<u>Actual</u>	
Revenues				
Charges for Services	\$175,000	\$175,000	\$198,535	\$23,535
Other	0	0	15,247	15,247
<i>Total Revenues</i>	<u>175,000</u>	<u>175,000</u>	<u>213,782</u>	<u>38,782</u>
Expenditures				
Current:				
Public Health Services:				
Ambulance:				
Salaries and Wages	75,000	110,000	106,917	3,083
Purchased Services	0	18,103	14,051	4,052
Materials and Supplies	84,948	81,845	59,020	22,825
<i>Total Expenditures</i>	<u>159,948</u>	<u>209,948</u>	<u>179,988</u>	<u>29,960</u>
<i>Net Change in Fund Balance</i>	15,052	(34,948)	33,794	68,742
<i>Fund Balance Beginning of Year</i>	67,278	67,278	67,278	0
Prior Year Encumbrances Appropriated	9,948	9,948	9,948	0
<i>Fund Balance End of Year</i>	<u>\$92,278</u>	<u>\$42,278</u>	<u>\$111,020</u>	<u>\$68,742</u>

City of Dover, Ohio
Schedule of Revenues, Expenditures and Changes
In Fund Balance - Budget (Non-GAAP Basis) and Actual
Cemetery Fund
For the Year Ended December 31, 2008

	<u>Budgeted Amounts</u>			Variance with Final Budget Positive (Negative)
	<u>Original</u>	<u>Final</u>	<u>Actual</u>	
Revenues				
Income Taxes	\$330,000	\$330,000	\$330,000	\$0
Interest	30,000	30,000	26,781	(3,219)
Charges for Services	120,000	120,000	109,054	(10,946)
Other	0	0	1,642	1,642
<i>Total Revenues</i>	<u>480,000</u>	<u>480,000</u>	<u>467,477</u>	<u>(12,523)</u>
Expenditures				
Current:				
Public Health Services:				
Cemetery:				
Salaries and Wages	290,055	291,555	270,405	21,150
Fringe Benefits	149,958	153,958	153,811	147
Purchased Services	15,200	20,200	15,173	5,027
Materials and Supplies	21,406	26,406	23,370	3,036
Capital Outlay	3,620	3,620	3,335	285
<i>Total Expenditures</i>	<u>480,239</u>	<u>495,739</u>	<u>466,094</u>	<u>29,645</u>
<i>Net Change in Fund Balance</i>	(239)	(15,739)	1,383	17,122
<i>Fund Balance Beginning of Year</i>	664,953	664,953	664,953	0
Prior Year Encumbrances Appropriated	<u>406</u>	<u>406</u>	<u>406</u>	<u>0</u>
<i>Fund Balance End of Year</i>	<u><u>\$665,120</u></u>	<u><u>\$649,620</u></u>	<u><u>\$666,742</u></u>	<u><u>\$17,122</u></u>

City of Dover, Ohio
Schedule of Revenues, Expenditures and Changes
In Fund Balance - Budget (Non-GAAP Basis) and Actual
Revolving Loan Fund
For the Year Ended December 31, 2008

	<u>Budgeted Amounts</u>			Variance with Final Budget Positive (Negative)
	<u>Original</u>	<u>Final</u>	<u>Actual</u>	
Revenues				
Intergovernmental	\$61,500	\$61,500	\$71,361	\$9,861
Interest	500	500	500	0
<i>Total Revenues</i>	62,000	62,000	71,861	9,861
Expenditures				
Current:				
Community Environment:				
Other Community Environment:				
Purchased Services	50,000	140,000	90,000	50,000
<i>Net Change in Fund Balance</i>	12,000	(78,000)	(18,139)	59,861
<i>Fund Balance Beginning of Year</i>	132,921	132,921	132,921	0
<i>Fund Balance End of Year</i>	<u>\$144,921</u>	<u>\$54,921</u>	<u>\$114,782</u>	<u>\$59,861</u>

City of Dover, Ohio
Schedule of Revenues, Expenditures and Changes
In Fund Balance - Budget (Non-GAAP Basis) and Actual
Drug Law Enforcement Fund
For the Year Ended December 31, 2008

	<u>Budgeted Amounts</u>			Variance with Final Budget Positive (Negative)
	<u>Original</u>	<u>Final</u>	<u>Actual</u>	
Revenues	\$0	\$0	\$0	\$0
Expenditures				
Current:				
Security of Persons and Property:				
Drug Law Enforcement:				
Materials and Supplies	12,485	12,485	3,745	8,740
<i>Net Change in Fund Balance</i>	(12,485)	(12,485)	(3,745)	8,740
<i>Fund Balance Beginning of Year</i>	12,485	12,485	12,485	0
<i>Fund Balance End of Year</i>	<u>\$0</u>	<u>\$0</u>	<u>\$8,740</u>	<u>\$8,740</u>

City of Dover, Ohio
Schedule of Revenues, Expenditures and Changes
In Fund Balance - Budget (Non-GAAP Basis) and Actual
Law Enforcement Block Grant Fund
For the Year Ended December 31, 2008

	<u>Budgeted Amounts</u>			Variance with Final Budget Positive (Negative)
	<u>Original</u>	<u>Final</u>	<u>Actual</u>	
Revenues	\$0	\$0	\$0	\$0
Expenditures	<u>0</u>	<u>0</u>	<u>0</u>	<u>0</u>
<i>Net Change in Fund Balance</i>	0	0	0	0
<i>Fund Balance Beginning of Year</i>	<u>427</u>	<u>427</u>	<u>427</u>	<u>0</u>
<i>Fund Balance End of Year</i>	<u><u>\$427</u></u>	<u><u>\$427</u></u>	<u><u>\$427</u></u>	<u><u>\$0</u></u>

City of Dover, Ohio
Schedule of Revenues, Expenditures and Changes
In Fund Balance - Budget (Non-GAAP Basis) and Actual
Enforcement and Education Fund
For the Year Ended December 31, 2008

	<u>Budgeted Amounts</u>			Variance with Final Budget Positive (Negative)
	<u>Original</u>	<u>Final</u>	<u>Actual</u>	
Revenues				
Fines, Licenses and Permits	\$1,500	\$1,500	\$2,663	\$1,163
Expenditures				
Current:				
Security of Persons and Property:				
Enforcement and Education:				
Materials and Supplies	<u>25,000</u>	<u>25,000</u>	<u>0</u>	<u>25,000</u>
<i>Net Change in Fund Balance</i>	(23,500)	(23,500)	2,663	26,163
<i>Fund Balance Beginning of Year</i>	<u>23,795</u>	<u>23,795</u>	<u>23,795</u>	<u>0</u>
<i>Fund Balance End of Year</i>	<u><u>\$295</u></u>	<u><u>\$295</u></u>	<u><u>\$26,458</u></u>	<u><u>\$26,163</u></u>

City of Dover, Ohio
Schedule of Revenues, Expenditures and Changes
In Fund Balance - Budget (Non-GAAP Basis) and Actual
Shade Tree Fund
For the Year Ended December 31, 2008

	<u>Budgeted Amounts</u>			Variance with Final Budget Positive (Negative)
	<u>Original</u>	<u>Final</u>	<u>Actual</u>	
Revenues	\$0	\$0	\$0	\$0
Expenditures				
Current:				
General Government:				
Land Development:				
Purchased Services	2,000	2,000	0	2,000
<i>Net Change in Fund Balance</i>	(2,000)	(2,000)	0	2,000
<i>Fund Balance Beginning of Year</i>	2,737	2,737	2,737	0
<i>Fund Balance End of Year</i>	<u>\$737</u>	<u>\$737</u>	<u>\$2,737</u>	<u>\$2,000</u>

City of Dover, Ohio
Schedule of Revenues, Expenditures and Changes
In Fund Balance - Budget (Non-GAAP Basis) and Actual
Small Cities Block Grant Fund
For the Year Ended December 31, 2008

	<u>Budgeted Amounts</u>			Variance with Final Budget Positive (Negative)
	<u>Original</u>	<u>Final</u>	<u>Actual</u>	
Revenues				
Intergovernmental	\$0	\$88,400	\$47,000	(\$41,400)
Expenditures				
Capital Outlay	<u>41,400</u>	<u>88,400</u>	<u>47,000</u>	<u>41,400</u>
<i>Net Change in Fund Balance</i>	(41,400)	0	0	0
<i>Fund Balance Beginning of Year</i>	<u>0</u>	<u>0</u>	<u>0</u>	<u>0</u>
<i>Fund Balance (Deficit) End of Year</i>	<u><u>(\$41,400)</u></u>	<u><u>\$0</u></u>	<u><u>\$0</u></u>	<u><u>\$0</u></u>

City of Dover, Ohio
Schedule of Revenues, Expenditures and Changes
In Fund Balance - Budget (Non-GAAP Basis) and Actual
CHIP Fund
For the Year Ended December 31, 2008

	<u>Budgeted Amounts</u>		<u>Actual</u>	Variance with Final Budget Positive (Negative)
	<u>Original</u>	<u>Final</u>		
Revenues				
Intergovernmental	\$300,000	\$300,000	\$29,801	(\$270,199)
Expenditures				
Capital Outlay	<u>6,000</u>	<u>6,000</u>	<u>0</u>	<u>6,000</u>
<i>Net Change in Fund Balance</i>	294,000	294,000	29,801	(264,199)
<i>Fund Balance Beginning of Year</i>	<u>6,001</u>	<u>6,001</u>	<u>6,001</u>	<u>0</u>
<i>Fund Balance End of Year</i>	<u><u>\$300,001</u></u>	<u><u>\$300,001</u></u>	<u><u>\$35,802</u></u>	<u><u>(\$264,199)</u></u>

City of Dover, Ohio
Schedule of Revenues, Expenses and Changes
In Fund Equity - Budget (Non-GAAP Basis) and Actual
Employee Health Insurance Fund
For the Year Ended December 31, 2008

	<u>Budgeted Amounts</u>			Variance with Final Budget Positive (Negative)
	<u>Original</u>	<u>Final</u>	<u>Actual</u>	
Revenues				
Charges for Services	\$1,800,000	\$1,950,000	\$1,943,711	(\$6,289)
Other	<u>0</u>	<u>0</u>	<u>20,844</u>	<u>20,844</u>
<i>Total Revenues</i>	1,800,000	1,950,000	1,964,555	14,555
Expenses				
Claims	<u>1,800,000</u>	<u>1,950,000</u>	<u>1,942,909</u>	<u>7,091</u>
<i>Net Change in Fund Equity</i>	0	0	21,646	21,646
<i>Fund Equity Beginning of Year</i>	<u>6,072</u>	<u>6,072</u>	<u>6,072</u>	<u>0</u>
<i>Fund Equity End of Year</i>	<u><u>\$6,072</u></u>	<u><u>\$6,072</u></u>	<u><u>\$27,718</u></u>	<u><u>\$21,646</u></u>

City of Dover, Ohio
Schedule of Revenues, Expenses and Changes
In Fund Equity - Budget (Non-GAAP Basis) and Actual
Cemetery Interment Fund
For the Year Ended December 31, 2008

	<u>Budgeted Amounts</u>			Variance with Final Budget Positive (Negative)
	<u>Original</u>	<u>Final</u>	<u>Actual</u>	
Revenues				
Deposits for Burial Expenses	\$10,000	\$10,000	\$12,600	\$2,600
Interest	15,000	15,000	5,377	(9,623)
<i>Total Revenues</i>	25,000	25,000	17,977	(7,023)
Expenses				
Current:				
Public Health Services:				
Cemetery:				
Other	40,000	40,000	12,150	27,850
<i>Net Change in Fund Equity</i>	(15,000)	(15,000)	5,827	20,827
<i>Fund Equity Beginning of Year</i>	219,127	219,127	219,127	0
<i>Fund Equity End of Year</i>	<u>\$204,127</u>	<u>\$204,127</u>	<u>\$224,954</u>	<u>\$20,827</u>

This Page Intentionally Left Blank.

DOVER KIWANIS

The Kiwanis Club motto is “We Build” and they do. After exiting I-77 to visit City of Dover you are greeted by the Kiwanis garden welcoming you. The garden is maintained by the club on a continuous basis. The true building comes from their commitment to the area youth. The club sponsors the Key Club at Dover High School which encourages the high school children to participate in the community. Contributions to Rainbow Connection and awarding scholarships to deserving students are a yearly objective of the Dover Kiwanis Club.



City of Dover, Ohio

Statistical Section

This part of the City of Dover's Comprehensive Annual Financial Report presents detailed information as a context for understanding what the information in the financial statements, note disclosures, and required supplemental information says about the City's overall health.

<u>Contents</u>	<u>Page</u>
Financial Trends These schedules contain trend information to help the reader understand how the City's financial performance and well-being have changed over time.	S2-S13
Revenue Capacity These schedules contain information to help the reader assess the factors affecting the City's ability to generate its income taxes and electric revenues.	S14-20
Debt Capacity These schedules present information to help the reader assess the affordability of the City's current levels of outstanding debt and the City's ability to issue additional debt in the future.	S21-S27
Demographic and Economic Information These schedules offer demographic and economic indicators to help the reader understand the environment within which the City's financial activities take place and to help make comparisons over time and with other governments.	S28-S29
Operating Information These schedules contain information about the City's operations and resources to help the reader understand how the City's financial information relates to the services the City provides and the activities it performs.	S30-S37
Sources: Unless otherwise noted, the information in these schedules is derived from the Comprehensive Annual Financial Reports for the relevant year. The City implemented Statement 34 in 2001; schedules presenting government-wide information include information beginning in that year.	

City of Dover, Ohio
Net Assets By Component
Last Eight Years
(Accrual Basis of Accounting)

	<u>2008</u>	<u>2007</u>	<u>2006</u>
Governmental Activities			
Invested in Capital Assets, Net of Related Debt	\$14,773,194	\$13,312,076	\$13,612,852
Restricted	3,852,663	3,946,056	2,311,499
Unrestricted	<u>170,354</u>	<u>281,189</u>	<u>12,369</u>
<i>Total Governmental Activities Net Assets</i>	<u>18,796,211</u>	<u>17,539,321</u>	<u>15,936,720</u>
Business Type - Activities			
Invested in Capital Assets, Net of Related Debt	24,578,530	21,145,608	23,207,592
Restricted	4,024,091	4,188,957	3,967,516
Unrestricted	<u>8,125,965</u>	<u>8,802,130</u>	<u>7,476,271</u>
<i>Total Business-Type Activities Net Assets</i>	<u>36,728,586</u>	<u>34,136,695</u>	<u>34,651,379</u>
Primary Government			
Invested in Capital Assets, Net of Related Debt	39,351,724	34,457,684	36,820,444
Restricted	7,876,754	8,135,013	6,279,015
Unrestricted	<u>8,296,319</u>	<u>9,083,319</u>	<u>7,488,640</u>
<i>Total Primary Government Net Assets</i>	<u><u>\$55,524,797</u></u>	<u><u>\$51,676,016</u></u>	<u><u>\$50,588,099</u></u>

2005	2004	2003	2002	2001
\$13,229,586	\$13,232,374	\$12,462,498	\$11,704,571	\$10,878,439
2,689,957	2,290,983	3,074,163	1,729,383	1,783,836
199,864	227,630	352,507	3,010,884	3,059,539
16,119,407	15,750,987	15,889,168	16,444,838	15,721,814
18,955,375	17,905,575	20,041,144	18,665,629	19,776,491
3,812,435	4,137,860	4,718,108	4,269,181	4,690,504
9,078,102	8,818,043	6,473,109	8,228,061	7,083,777
31,845,912	30,861,478	31,232,361	31,162,871	31,550,772
32,184,961	31,137,949	32,503,642	30,370,200	30,654,930
6,502,392	6,428,843	7,792,271	5,998,564	6,474,340
9,277,966	9,045,673	6,825,616	11,238,945	10,143,316
\$47,965,319	\$46,612,465	\$47,121,529	\$47,607,709	\$47,272,586

City of Dover, Ohio
Changes in Net Assets
Last Eight Years
(Accrual Basis of Accounting)

	2008	2007	2006
Program Revenues			
Governmental Activities:			
Charges for Services:			
General Government	\$0	\$0	\$24,207
Security of Persons and Property	58,882	55,318	82,473
Transportation	24	0	0
Public Health Services	285,747	339,393	319,218
Community Environment	0	0	23,796
Basic Utility Services	732,707	496,765	515,941
Leisure Time Activities	0	144,707	78,897
Subtotal - Charges for Services	<u>1,077,360</u>	<u>1,036,183</u>	<u>1,044,532</u>
Operating Grants and Contributions:			
Security of Persons and Property	0	0	10,847
Transportation	814,109	715,192	806,875
Public Health Services	0	0	0
Community Environment	83,171	0	0
Subtotal - Operating Grants and Contributions	<u>897,280</u>	<u>715,192</u>	<u>817,722</u>
Capital Grants and Contributions:			
Security of Persons and Property	0	0	0
Transportation	0	0	0
Community Environment	0	257,835	404,216
Leisure Time Activities	236,422	78,600	0
	<u>236,422</u>	<u>336,435</u>	<u>404,216</u>
<i>Total Governmental Activities Program Revenues</i>	<u>2,211,062</u>	<u>2,087,810</u>	<u>2,266,470</u>
Business-Type Activities:			
Charges for Services:			
Sewer	3,223,641	3,132,570	2,889,367
Electric	20,080,589	20,145,313	18,299,853
Water	1,902,828	1,701,213	1,785,102
Subtotal - Charges for Services	<u>25,207,058</u>	<u>24,979,096</u>	<u>22,974,322</u>
Capital Grants and Contributions			
Sewer	0	0	0
Water	0	0	0
Subtotal - Capital Grants and Contributions	<u>0</u>	<u>0</u>	<u>0</u>
<i>Total Business-Type Activities Program Revenues</i>	<u>25,207,058</u>	<u>24,979,096</u>	<u>22,974,322</u>
<i>Total Primary Government Program Revenues</i>	<u>\$27,418,120</u>	<u>\$27,066,906</u>	<u>\$25,240,792</u>

2005	2004	2003	2002	2001
\$24,025	\$24,917	\$24,779	\$40,206	\$21,521
100,455	92,138	69,315	109,674	58,576
6	12	0	1,308	0
341,713	283,036	239,944	241,210	184,286
20,524	23,059	20,632	21,122	22,989
426,042	424,740	444,926	418,426	412,544
84,998	72,478	59,852	67,845	72,243
<u>997,763</u>	<u>920,380</u>	<u>859,448</u>	<u>899,791</u>	<u>772,159</u>
8,978	0	0	0	0
780,801	413,393	539,613	456,671	455,451
65,538	285,005	0	0	0
0	0	0	0	0
<u>855,317</u>	<u>698,398</u>	<u>539,613</u>	<u>456,671</u>	<u>455,451</u>
0	0	0	20,607	0
0	0	261,000	262,000	293,873
640,088	202,273	39,600	39,600	37,800
0	0	0	0	0
<u>640,088</u>	<u>202,273</u>	<u>300,600</u>	<u>322,207</u>	<u>331,673</u>
<u>2,493,168</u>	<u>1,821,051</u>	<u>1,699,661</u>	<u>1,678,669</u>	<u>1,559,283</u>
2,720,284	2,429,520	2,326,892	1,900,129	1,341,492
15,559,521	13,946,111	13,443,971	13,382,771	12,748,852
1,757,607	1,704,158	1,895,600	1,762,441	1,735,530
<u>20,037,412</u>	<u>18,079,789</u>	<u>17,666,463</u>	<u>17,045,341</u>	<u>15,825,874</u>
132,955	8,166	93,732	44,472	105,541
179,644	29,993	119,225	53,220	88,273
<u>312,599</u>	<u>38,159</u>	<u>212,957</u>	<u>97,692</u>	<u>193,814</u>
<u>20,350,011</u>	<u>18,117,948</u>	<u>17,879,420</u>	<u>17,143,033</u>	<u>16,019,688</u>
<u>\$22,843,179</u>	<u>\$19,938,999</u>	<u>\$19,579,081</u>	<u>\$18,821,702</u>	<u>\$17,578,971</u>

(continued)

City of Dover, Ohio
Changes in Net Assets (continued)
Last Eight Years
(Accrual Basis of Accounting)

	<u>2008</u>	<u>2007</u>	<u>2006</u>
Expenses			
Governmental Activities:			
General Government	\$1,378,583	\$1,421,425	\$1,098,324
Security of Persons and Property	4,732,202	4,114,123	3,845,604
Transportation	2,019,895	1,886,315	1,355,383
Public Health Services	672,959	734,164	616,158
Community Environment	195,913	406,736	454,646
Basic Utility Services	463,671	578,515	433,167
Leisure Time Activities	1,223,705	861,788	666,868
Interest and Fiscal Charges	31,636	1,468	164,594
<i>Total Governmental Activities Expenses</i>	<u>10,718,564</u>	<u>10,004,534</u>	<u>8,634,744</u>
Business-Type Activities			
Sewer	2,421,889	2,321,173	2,112,304
Electric	18,448,428	21,582,963	18,228,596
Water	<u>2,277,084</u>	<u>2,326,837</u>	<u>1,517,568</u>
<i>Total Business-Type Activities Expenses</i>	<u>23,147,401</u>	<u>26,230,973</u>	<u>21,858,468</u>
<i>Total Primary Government Expenses</i>	<u>33,865,965</u>	<u>36,235,507</u>	<u>30,493,212</u>
Net (Expense)/Revenue			
Governmental Activities	(8,507,502)	(7,916,724)	(6,368,274)
Business-Type Activities	<u>2,059,657</u>	<u>(1,251,877)</u>	<u>1,115,854</u>
<i>Total Primary Government Net (Expense)/Revenue</i>	<u>(\$6,447,845)</u>	<u>(\$9,168,601)</u>	<u>(\$5,252,420)</u>

2005	2004	2003	2002	2001
\$1,053,903	\$1,030,940	\$1,210,455	\$969,886	\$843,700
3,799,383	3,492,242	3,687,742	3,104,690	2,961,926
1,539,960	1,323,868	1,056,544	1,296,099	421,984
685,021	645,274	547,149	483,663	459,964
462,327	590,541	91,624	82,789	72,811
423,012	459,082	360,112	361,789	441,833
647,646	602,131	658,363	540,740	599,834
33,675	51,326	62,513	119,045	94,682
<u>8,644,927</u>	<u>8,195,404</u>	<u>7,674,502</u>	<u>6,958,701</u>	<u>5,896,734</u>
2,005,511	1,857,449	1,826,540	1,732,960	1,786,036
17,121,282	14,883,421	14,672,954	13,961,954	13,217,704
<u>1,881,816</u>	<u>2,574,878</u>	<u>2,062,920</u>	<u>1,999,392</u>	<u>2,029,701</u>
<u>21,008,609</u>	<u>19,315,748</u>	<u>18,562,414</u>	<u>17,694,306</u>	<u>17,033,441</u>
<u>29,653,536</u>	<u>27,511,152</u>	<u>26,236,916</u>	<u>24,653,007</u>	<u>22,930,175</u>
(6,151,759)	(6,374,353)	(5,974,841)	(5,280,032)	(4,337,451)
<u>(658,598)</u>	<u>(1,197,800)</u>	<u>(682,994)</u>	<u>(551,273)</u>	<u>(1,013,753)</u>
<u>(\$6,810,357)</u>	<u>(\$7,572,153)</u>	<u>(\$6,657,835)</u>	<u>(\$5,831,305)</u>	<u>(\$5,351,204)</u>

(continued)

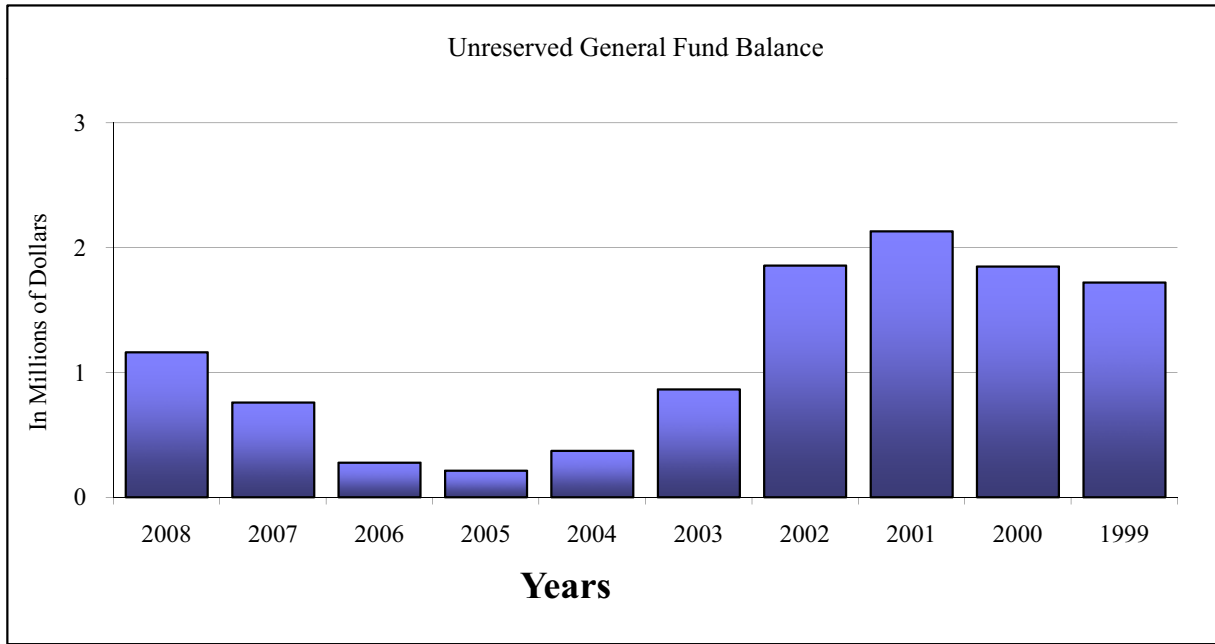
City of Dover, Ohio
Changes in Net Assets (continued)
Last Eight Years
(Accrual Basis of Accounting)

	<u>2008</u>	<u>2007</u>	<u>2006</u>
General Revenues			
Governmental Activities			
Taxes:			
Property Taxes Levied For:			
General Purposes	\$1,053,027	\$1,032,747	\$1,041,905
Police and Fire Pension	158,448	126,312	155,395
Income Taxes levied for:			
General Purposes	2,908,923	2,507,749	2,119,470
Street Maintenance and Repair	535,272	312,374	243,398
Cemetery	331,960	341,515	305,224
Police and Fire Pension	241,842	347,105	278,085
Capital Outlay	2,576,903	2,577,460	705,775
Grants and Entitlements not Restricted to			
Specific Programs	1,487,366	1,708,557	1,785,908
Investment Income	228,603	319,702	174,285
Miscellaneous	242,048	245,804	126,142
<i>Total Governmental Activities</i>	<u>9,764,392</u>	<u>9,519,325</u>	<u>6,935,587</u>
Business-Type Activities			
Investment Income	198,481	490,570	442,634
Miscellaneous	333,753	246,623	496,979
<i>Total Business-Type Activities</i>	<u>532,234</u>	<u>737,193</u>	<u>939,613</u>
<i>Total Primary Government General Revenues</i>	<u>10,296,626</u>	<u>10,256,518</u>	<u>7,875,200</u>
Transfers			
Governmental Activities	0	0	(650,000)
Business-Type Activities	0	0	650,000
Change in Net Assets			
Governmental Activities	1,256,890	1,602,601	(82,687)
Business-Type Activities	2,591,891	(514,684)	2,705,467
<i>Total Primary Government Change in Net Assets</i>	<u>\$3,848,781</u>	<u>\$1,087,917</u>	<u>\$2,622,780</u>

2005	2004	2003	2002	2001
\$1,013,703	\$926,655	\$922,657	\$960,839	\$954,208
147,803	139,826	136,848	109,480	96,874
2,204,050	1,955,294	1,481,810	1,035,582	1,341,848
362,831	355,425	371,883	316,752	343,511
311,280	290,001	232,810	198,297	215,048
313,730	301,522	278,556	237,261	257,304
749,608	641,075	1,088,144	1,192,437	1,355,768
1,711,617	1,865,282	1,136,833	1,545,024	1,807,058
186,319	106,991	171,851	313,767	361,563
119,238	133,753	118,164	86,492	168,593
<u>7,120,179</u>	<u>6,715,824</u>	<u>5,939,556</u>	<u>5,995,931</u>	<u>6,901,775</u>
122,992	68,639	37,128	85,604	312,792
920,040	278,626	194,971	84,893	67,787
<u>1,043,032</u>	<u>347,265</u>	<u>232,099</u>	<u>170,497</u>	<u>380,579</u>
<u>8,163,211</u>	<u>7,063,089</u>	<u>6,171,655</u>	<u>6,166,428</u>	<u>7,282,354</u>
(600,000)	(579,652)	(520,385)	7,125	11,325
<u>600,000</u>	<u>579,652</u>	<u>520,385</u>	<u>(7,125)</u>	<u>(11,325)</u>
368,420	(238,181)	(555,670)	723,024	2,575,649
<u>984,434</u>	<u>(270,883)</u>	<u>69,490</u>	<u>(387,901)</u>	<u>(644,499)</u>
<u>\$1,352,854</u>	<u>(\$509,064)</u>	<u>(\$486,180)</u>	<u>\$335,123</u>	<u>\$1,931,150</u>

City of Dover, Ohio
Fund Balances, Governmental Funds
Last Ten Years
(Modified Accrual Basis of Accounting)

	2008	2007	2006	2005
General Fund				
Reserved	\$0	\$42,249	\$22,292	\$29,998
Unreserved	1,161,245	759,758	277,213	213,625
Total General Fund	1,161,245	802,007	299,505	243,623
All Other Governmental Funds				
Reserved	427,335	688,582	967,528	562,989
Unreserved, Undesignated (Deficit), Reported in:				
Special Revenue Funds	1,173,059	1,112,140	955,905	836,398
Capital Projects Funds	1,569,386	1,023,428	(147,694)	807,721
Total All Other Governmental Funds	3,169,780	2,824,150	1,775,739	2,207,108
Total Governmental Funds	\$4,331,025	\$3,626,157	\$2,075,244	\$2,450,731



2004	2003	2002	2001	2000	1999
\$19,265	\$56,173	\$87,425	\$143,836	\$144,412	\$77,836
371,280	865,044	1,856,975	2,132,412	1,850,975	1,722,337
390,545	921,217	1,944,400	2,276,248	1,995,387	1,800,173
201,187	242,876	463,459	192,979	673,157	530,643
1,238,929	1,426,594	1,529,433	1,357,739	1,302,374	1,315,568
616,736	931,630	1,066,092	1,240,614	355,721	509,393
2,056,852	2,601,100	3,058,984	2,791,332	2,331,252	2,355,604
<u>\$2,447,397</u>	<u>\$3,522,317</u>	<u>\$5,003,384</u>	<u>\$5,067,580</u>	<u>\$4,326,639</u>	<u>\$4,155,777</u>

City of Dover, Ohio
Changes in Fund Balances, Governmental Funds
Last Ten Years
(Modified Accrual Basis of Accounting)

	2008	2007	2006	2005
Revenues				
Property Taxes	\$1,218,183	\$1,156,640	\$1,190,154	\$1,164,720
Income Taxes	6,770,438	5,692,860	3,855,822	3,759,707
Intergovernmental	2,377,839	2,958,335	2,946,020	3,041,171
Interest	228,603	319,702	174,285	186,319
Fines, Licenses and Permits	58,906	55,318	53,418	54,106
Charges for Services	1,040,296	962,375	989,636	943,280
Contributions and Donations	0	78,600	0	0
Other	242,048	245,804	126,142	115,022
<i>Total Revenues</i>	<u>11,936,313</u>	<u>11,469,634</u>	<u>9,335,477</u>	<u>9,264,325</u>
Expenditures				
Current:				
General Government	1,197,585	1,237,668	1,063,197	1,032,690
Security of Persons and Property	3,990,259	3,787,088	3,584,484	3,448,079
Transportation	1,234,454	1,067,923	934,808	998,710
Public Health Services	631,723	685,428	653,822	673,682
Community Environment	182,588	107,893	116,239	105,040
Basic Utility Services	463,671	578,515	433,167	423,012
Leisure Time Activities	872,576	710,690	610,942	599,512
Capital Outlay	2,412,778	1,522,384	1,517,533	1,212,199
Debt Service:				
Principal Retirement	175,747	205,511	55,284	105,066
Interest and Fiscal Charges	70,064	15,621	121,795	63,001
<i>Total Expenditures</i>	<u>11,231,445</u>	<u>9,918,721</u>	<u>9,091,271</u>	<u>8,660,991</u>
<i>Excess of Revenues Over (Under) Expenditures</i>	<u>704,868</u>	<u>1,550,913</u>	<u>244,206</u>	<u>603,334</u>
Other Financing Sources (Uses)				
Notes Issued	2,200,000	2,370,000	2,570,000	2,520,000
Premium on Debt Issuance	0	0	30,307	0
Payment to Refund Notes	(2,200,000)	(2,370,000)	(2,570,000)	(2,520,000)
Sale of Capital Assets	0	0	0	0
Transfers In	0	0	0	0
Transfers Out	0	0	(650,000)	(600,000)
<i>Total Other Financing Sources (Uses)</i>	<u>0</u>	<u>0</u>	<u>(619,693)</u>	<u>(600,000)</u>
<i>Net Change in Fund Balances</i>	<u>\$704,868</u>	<u>\$1,550,913</u>	<u>(\$375,487)</u>	<u>\$3,334</u>
Debt Service as a Percentage of Noncapital Expenditures	2.7%	2.4%	2.2%	2.0%

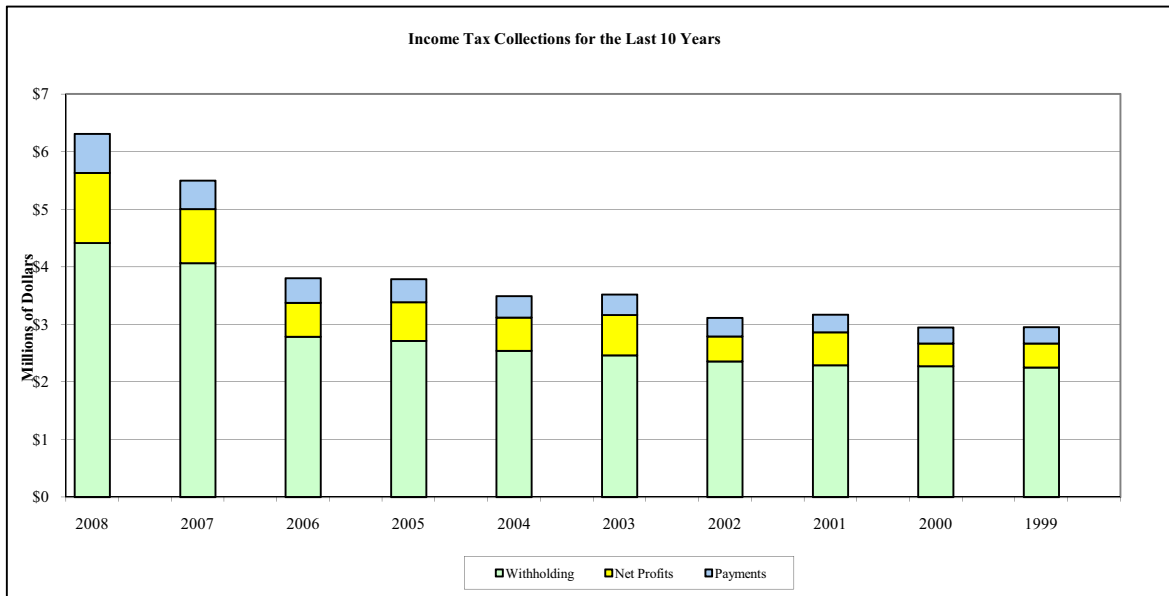
2004	2003	2002	2001	2000	1999
\$1,056,781	\$1,079,529	\$1,074,537	\$1,085,340	\$1,021,544	\$1,036,507
3,461,933	3,391,790	3,043,487	3,244,546	2,952,177	2,872,820
2,796,069	2,162,986	1,999,867	2,460,283	1,882,015	2,011,438
106,991	171,846	313,754	360,939	548,870	455,570
53,242	51,425	72,000	45,379	59,390	40,413
866,364	802,403	838,405	726,780	717,037	746,935
0	0	0	0	0	0
132,767	117,508	86,121	167,420	78,917	126,664
<u>8,474,147</u>	<u>7,777,487</u>	<u>7,428,171</u>	<u>8,090,687</u>	<u>7,259,950</u>	<u>7,290,347</u>
1,021,408	1,079,208	959,875	901,024	879,066	904,920
3,346,954	3,391,342	3,192,292	3,000,283	2,815,614	2,775,270
914,163	913,496	820,998	798,741	770,247	811,161
639,736	521,479	477,570	433,842	411,135	445,731
600,399	89,066	70,183	68,294	63,742	59,935
459,082	360,112	361,789	375,863	321,642	341,845
566,443	588,496	578,440	571,899	520,448	512,853
1,267,063	1,746,083	919,272	1,116,398	1,234,808	1,036,425
4,858	0	0	0	0	0
51,378	65,925	119,073	94,727	104,386	116,203
<u>8,871,484</u>	<u>8,755,207</u>	<u>7,499,492</u>	<u>7,361,071</u>	<u>7,121,088</u>	<u>7,004,343</u>
<u>(397,337)</u>	<u>(977,720)</u>	<u>(71,321)</u>	<u>729,616</u>	<u>138,862</u>	<u>286,004</u>
0	0	0	0	0	0
0	17,038	0	0	0	0
0	0	0	0	0	0
0	0	0	0	0	0
0	7,454	103,114	58,395	78,415	75,460
<u>(677,583)</u>	<u>(527,839)</u>	<u>(95,989)</u>	<u>(47,070)</u>	<u>(46,415)</u>	<u>(49,460)</u>
<u>(677,583)</u>	<u>(503,347)</u>	<u>7,125</u>	<u>11,325</u>	<u>32,000</u>	<u>26,000</u>
<u>(\$1,074,920)</u>	<u>(\$1,481,067)</u>	<u>(\$64,196)</u>	<u>\$740,941</u>	<u>\$170,862</u>	<u>\$312,004</u>
0.7%	0.9%	1.9%	1.7%	1.5%	1.8%

City of Dover, Ohio
Income Tax Rate, Revenue Base, and Collections
Last Ten Years

Tax Year	Tax Rate	Total Tax Collected (1)	Taxes From Withholding	Percentage of Taxes from Withholding	Taxes From Net Profits	Percentage of Taxes from Net Profits	Taxes from Individual Payments	Percentage of Taxes from Individual Payments
2008	1.50%	\$6,314,388	\$4,413,757	69.90%	\$1,218,045	19.29%	\$682,585	10.81%
2007	1.50	5,500,103	4,065,676	73.92	938,318	17.06	496,109	9.02
2006	1.00	3,803,674	2,787,387	73.28	592,434	15.58	423,853	11.14
2005	1.00	3,790,428	2,717,521	71.69	669,197	17.65	403,710	10.65
2004	1.00	3,495,550	2,543,794	72.77	576,160	16.48	375,596	10.74
2003	1.00	3,519,700	2,464,205	70.01	699,420	19.87	356,075	10.12
2002	1.00	3,116,478	2,357,931	75.66	435,323	13.97	323,224	10.37
2001	1.00	3,169,989	2,293,091	72.34	570,746	18.00	306,152	9.66
2000	1.00	2,946,631	2,275,662	77.23	393,689	13.36	277,280	9.41
1999	1.00	2,955,289	2,253,628	76.26	416,054	14.08	285,607	9.66

Source: City Income Tax Department

(1) Gross Collections - Cash Basis of Accounting



This page intentionally left blank.

City Of Dover, Ohio
Electric Sales (in MWH) and Number of Customers by Type
Last Ten Years

	2008	2007	2006	2005	2004
Electric Sold (MWH) (000)					
Residential	58,807	58,317	55,846	57,161	53,935
Commercial	23,424	24,942	24,392	25,913	25,742
Industrial	134,536	139,024	134,977	129,454	123,696
Total	<u>216,767</u>	<u>222,283</u>	<u>215,215</u>	<u>212,528</u>	<u>203,373</u>
Number of Customers					
Residential	5,822	5,741	5,714	5,692	5,704
Commercial	868	846	840	842	865
Industrial	124	119	117	115	112
Total	<u>6,814</u>	<u>6,706</u>	<u>6,671</u>	<u>6,649</u>	<u>6,681</u>

2003	2002	2001	2000	1999
52,773	55,496	51,525	49,168	49,874
25,554	25,930	24,709	24,507	24,430
116,989	121,233	118,972	121,208	118,725
195,316	202,659	195,206	194,883	193,029
5,635	5,579	5,469	5,424	5,385
862	856	849	834	807
112	106	105	101	101
6,609	6,541	6,423	6,359	6,293

City of Dover, Ohio
Electric Rates (Per Month)
Last Ten Years

Type of Customer:	2008	2007	2006	2005	2004
Residential:					
Customer Charge	\$5.97000	\$5.97000	\$5.97000	\$5.97000	\$5.97000
First 800 KWH	0.06107	0.06107	0.06107	0.05310	0.05310
Next 700 KWH - per KWH	0.05609	0.05609	0.05609	0.04877	0.04877
All Over 1500 KWH - per KWH	0.04950	0.04950	0.04950	0.04304	0.04304
Commercial:					
Customer Charge	5.97000	5.97000	5.97000	5.97000	5.97000
First 50 KWH per KW of demand - per KWH	0.09990	0.09900	0.09900	0.08609	0.08609
Next 150 KWH per KW of demnd - per KWH					
First 3,000 KWH per KWH	0.07997	0.07997	0.07997	0.06954	0.06954
Over 3,000 KWH per KWH	0.05970	0.05970	0.05970	0.05191	0.05191
For all remaining KWH per KWH	0.04701	0.04701	0.04701	0.04088	0.04088
Industrial (per KVA):					
Minimum Charge - per KVA of demand	2.75000	2.75000	2.75000	2.75000	2.75000
First 30 KWH, per KVA of demand - per KWH	0.12189	0.12189	0.12189	0.10599	0.10599
Next 170 KWH per KVA of demand					
2,000 KWH - per KWH	0.08010	0.08010	0.08010	0.06965	0.06965
8,000 KWH - per KWH	0.06765	0.06765	0.06765	0.05883	0.05883
90,000 KWH - per KWH	0.05597	0.05597	0.05597	0.04867	0.04867
Over 100,000 KWH - per KWH	0.04801	0.04801	0.04801	0.04175	0.04175
Over 200 KWH per KVA of demand					
First 200,000 KWH - per KWH	0.03842	0.03842	0.03842	0.03341	0.03341
All remaining KWH - per KWH	0.03283	0.03283	0.03283	0.02855	0.02855

Note: Rates can be changed with approval by City Council.

2003	2002	2001	2000	1999
\$5.97000	\$5.97000	\$5.97000	\$5.97000	\$5.97000
0.05310	0.05310	0.05310	0.05310	0.05310
0.04877	0.04877	0.04877	0.04877	0.04877
0.04304	0.04304	0.04304	0.04304	0.04304
5.97000	5.97000	5.97000	5.97000	5.97000
0.08609	0.08609	0.08609	0.08609	0.08609
0.06954	0.06954	0.06954	0.06954	0.06954
0.05191	0.05191	0.05191	0.05191	0.05191
0.04088	0.04088	0.04088	0.04088	0.04088
2.75000	2.75000	2.75000	2.75000	2.75000
0.10599	0.10599	0.10599	0.10599	0.10599
0.06965	0.06965	0.06965	0.06965	0.06965
0.05883	0.05883	0.05883	0.05883	0.05883
0.04867	0.04867	0.04867	0.04867	0.04867
0.04175	0.04175	0.04175	0.04175	0.04175
0.03341	0.03341	0.03341	0.03341	0.03341
0.02855	0.02855	0.02855	0.02855	0.02855

City of Dover, Ohio
Principal Electric Customers
2008 and 2004 (1)

Customer	2008	
	MWH Sold	
Arizona Chemical Corporation	25,800,000	11.90 %
Dover Chemical Corporation	21,100,000	9.73
Allied Machine and Engineering	11,200,000	5.17
Union Hospital	9,000,000	4.15
Meteor Sealing Systems	7,200,000	3.32
INCA Presswood Pallets Ltd	6,500,000	3.00
Zimmer Patient Care Division	4,400,000	2.03
Rolite Plastics Inc	4,400,000	2.03
Buehlers Food Market Incorporated	4,300,000	1.98
Giant Eagle	3,400,000	1.57
Totals	<u>97,300,000</u>	<u>44.89 %</u>
Total MWH Sold	<u>216,767,000</u>	
Customer	2004	
	MWH Sold	
Arizona Chemical Corporation	22,104,600	10.87 %
Dover Chemical Corporation	17,387,280	8.55
Allied Machine and Engineering	8,032,000	3.95
Union Hospital	8,024,460	3.95
Zimmer Patient Care Division	5,731,065	2.82
INCA Presswood Pallets Ltd	5,594,500	2.75
Meteor Sealing Systems	4,214,295	2.07
Buehlers Food Market Incorporated	3,998,500	1.97
Giant Eagle	3,897,500	1.92
Snyder Manufacturing Inc.	2,349,000	1.16
Totals	<u>81,333,200</u>	<u>39.99 %</u>
Total MWH Sold	<u>203,373,000</u>	

Source: City Records

(1) Data from nine years ago is not available

City of Dover, Ohio
Ratios of Outstanding Debt by Type
Last Ten Years

Year	Governmental Activities		Percentage of Actual Taxable Value of Property	Per Capita (1)	Governmental Activities	
	Bond Anticipation Notes	Actual Taxable Value of Property			Police and Fire Pension	
2008	\$2,470,000	\$729,445,967	0.34 %	\$183		\$285,319
2007	2,770,000	898,534,287	0.31	203		291,066
2006	2,970,000	841,281,475	0.35	219		296,577
2005	2,720,000	843,684,435	0.32	202		301,861
2004	2,820,000	841,547,469	0.34	212		306,927
2003	2,820,000	791,259,012	0.36	207		311,785
2002	2,550,000	789,271,832	0.32	187		316,142
2001	2,470,000	776,675,046	0.32	182		320,607
2000	2,670,000	733,066,212	0.36	199		324,889
1999	2,870,000	715,337,268	0.40	211		328,995
Business-Type Activities						
Year	General Obligation Bonds	Revenue Bonds	Bond Anticipation Notes	Total Debt (2)	Percentage of Personal Income (1)	Per Capita (1)
2008	\$0	\$13,562,586	\$7,800,000	\$24,117,905	9.42 %	\$1,783
2007	260,000	14,434,531	8,100,000	25,855,597	10.03	1,898
2006	455,000	15,276,476	8,750,000	27,748,053	10.79	2,043
2005	640,000	16,108,419	6,000,000	25,770,280	10.09	1,910
2004	815,000	13,907,216	6,500,000	24,349,143	9.65	1,827
2003	985,000	13,855,000	5,750,000	23,721,785	9.19	1,739
2002	1,205,000	13,530,000	6,250,000	23,851,142	9.26	1,754
2001	1,415,000	13,980,000	6,650,000	24,835,607	9.67	1,830
2000	1,620,000	14,415,000	4,950,000	23,979,889	9.43	1,785
1999	1,820,000	14,830,000	5,250,000	25,098,995	14.37	1,841

Source: Details regarding the City's outstanding debt can be found in the notes to the financial statements.

(1) See S28 for population and personal income data.

(2) Includes general bonded debt, other governmental debt and business-type activities debt, presented net.

City of Dover, Ohio

Computation of Direct and Overlapping Debt Attributable to Governmental Activities

December 31, 2008

	<u>Debt Attributable to Governmental Activities</u>	<u>Overlapping Percentage Applicable to Dover (1)</u>	<u>Amount of Direct and Overlapping Debt</u>
<u>Direct:</u>			
City of Dover			
Bond Anticipation Notes	\$2,470,000	100.00 %	\$2,470,000
Police and Fire Pension	<u>285,319</u>	100.00	<u>285,319</u>
Total Direct Debt	<u>2,755,319</u>		<u>2,755,319</u>
<u>Overlapping Debt:</u>			
Payable from Property Taxes			
Dover City School District Bonds	5,121,785	70.04	3,587,298
Tuscarawas County Bond Anticipation Notes	902,000	16.17	145,853
Payable from Other Sources			
Dover City School District Capital Leases	321,857	70.04	225,429
Tuscarawas County Capital Leases	<u>22,555</u>	16.17	<u>3,647</u>
Total Overlapping Debt	<u>6,368,197</u>		<u>3,962,227</u>
Total	<u><u>\$9,123,516</u></u>		<u><u>\$6,717,546</u></u>

Source: Tuscarawas County, Ohio; County Auditor

(1) Overlapping percentages were calculated by dividing each overlapping subdivision's assessed valuation within the City by the subdivision's total assessed valuation.

This page intentionally left blank.

City of Dover, Ohio
Legal Debt Margin Information
Last Ten Years

	2008	2007	2006	2005	2004
Overall Legal Debt Limit (10.5% of Assessed Valuation)	\$27,400,427	\$28,608,566	\$28,027,064	\$28,791,693	\$28,450,248
Net Debt Applicable to Debt Limit	<u>2,470,000</u>	<u>2,770,000</u>	<u>2,970,000</u>	<u>2,620,000</u>	<u>2,720,000</u>
Overall Legal Debt Margin (10.5% of Assessed Valuation)	<u>\$24,930,427</u>	<u>\$25,838,566</u>	<u>\$25,057,064</u>	<u>\$26,171,693</u>	<u>\$25,730,248</u>
Legal Debt Margin as a Percentage of Debt Limit	90.99%	90.32%	89.40%	90.90%	90.44%
Unvoted Legal Debt Limit (5.5% of Assessed Valuation)	\$14,352,605	\$14,985,439	\$14,680,843	\$15,081,363	\$14,902,511
Net Debt Applicable to Debt Limit	<u>2,470,000</u>	<u>2,770,000</u>	<u>2,970,000</u>	<u>2,620,000</u>	<u>2,720,000</u>
Unvoted Legal Debt Margin (5.5% of Assessed Valuation)	<u>\$11,882,605</u>	<u>\$12,215,439</u>	<u>\$11,710,843</u>	<u>\$12,461,363</u>	<u>\$12,182,511</u>
Legal Debt Margin as a Percentage of Debt Limit	82.79%	81.52%	79.77%	82.63%	81.75%

Legal Debt Margin Calculation for the Year Ended December 31, 2008

	Overall Margin Within 10.5%	Unvoted Margin Within 5.5%
Assessed property value	<u>\$260,956,450</u>	<u>\$260,956,450</u>
Debt Limitation (percentage of assessed property value)	\$27,400,427	\$14,352,605
Gross Indebtedness	36,629,593	36,629,593
Less: Bond Anticipation Notes - Enterprise Funds	(7,800,000)	(7,800,000)
Revenue Bonds	(13,562,586)	(13,562,586)
OWDA Loan	(12,511,688)	(12,511,688)
Police and Fire Pension	<u>(285,319)</u>	<u>(285,319)</u>
Net Debt Applicable to Debt Limit	<u>2,470,000</u>	<u>2,470,000</u>
Legal Debt Margin Within Limitations	<u>\$24,930,427</u>	<u>\$11,882,605</u>

Note: Under State of Ohio finance law, the City of Dover's outstanding general obligation debt that is supported through real estate value should not exceed 10.5 percent of total assessed property value. In addition, the outstanding general obligation debt net of voted debt should not exceed 5.5 percent of total assessed property value. By law, the general obligation debt subject to the limitation is offset by amounts set aside for repaying general obligation bonds.

<u>2003</u>	<u>2002</u>	<u>2001</u>	<u>2000</u>	<u>1999</u>
\$27,162,737	\$27,224,687	\$26,729,751	\$25,300,914	\$24,722,567
<u>2,820,000</u>	<u>2,550,000</u>	<u>2,470,000</u>	<u>2,670,000</u>	<u>2,870,000</u>
<u>\$24,342,737</u>	<u>\$24,674,687</u>	<u>\$24,259,751</u>	<u>\$22,630,914</u>	<u>\$21,852,567</u>
89.62%	90.63%	90.76%	89.45%	88.39%
\$14,260,550	\$14,260,550	\$14,001,298	\$13,252,860	\$12,949,916
<u>2,820,000</u>	<u>2,550,000</u>	<u>2,470,000</u>	<u>2,670,000</u>	<u>2,870,000</u>
<u>\$11,440,550</u>	<u>\$11,710,550</u>	<u>\$11,531,298</u>	<u>\$10,582,860</u>	<u>\$10,079,916</u>
80.23%	82.12%	82.36%	79.85%	77.84%

City of Dover, Ohio
Pledged Revenue Coverage
Mortgage Revenue Bonds - Water
Last Ten Years

Year	Gross Revenues (1)	Direct Operating Expenses (2)	Net Revenue Available for Debt Service	Annual Debt Service Requirements (3)	Coverage
2008	\$1,949,190	\$1,423,748	\$525,442	\$466,906	1.13
2007	1,761,325	1,594,531	166,794	501,016	0.33
2006	1,924,178	1,020,335	903,843	417,993	2.16
2005	1,803,621	1,237,465	566,156	500,861	1.13
2004	1,743,102	1,244,303	498,799	534,467	0.93
2003	1,902,977	1,255,591	647,386	498,735	1.30
2002	1,762,441	1,197,029	565,412	499,251	1.13
2001	1,735,530	1,237,124	498,406	500,738	1.00
2000	1,833,485	972,123	861,362	498,488	1.73
1999	1,757,478	916,615	840,863	497,861	1.69

(1) Gross revenues include operating revenues, transfers and interest income in accordance with bond indentures.

(2) Direct operating expenses do not include depreciation and amortization expense.

(3) Annual debt service requirements include principal and interest on revenue bonds only.

City of Dover, Ohio
Pledged Revenue Coverage
Mortgage Revenue Bonds - Electric
Last Ten Years

Year	Gross Revenues (1)	Direct Operating Expenses (2)	Net Revenue Available for Debt Service	Annual Debt Service Requirements (3)	Coverage
2008	\$20,537,863	\$17,528,791	\$3,009,072	\$925,048	3.25
2007	20,774,394	19,761,146	1,013,248	1,041,448	0.97
2006	19,556,464	16,483,465	3,072,999	1,028,500	2.99
2005	16,897,572	15,451,875	1,445,697	616,815	2.34
2004	14,729,101	13,271,813	1,457,288	859,328	1.70
2003	14,146,329	13,124,341	1,021,988	933,549	1.09
2002	13,430,716	12,015,310	1,415,406	616,159	2.30
2001	12,806,517	11,429,382	1,377,135	947,673	1.45
2000	12,437,522	9,649,872	2,787,650	960,752	2.90
1999	12,504,530	10,467,573	2,036,957	970,450	2.10

(1) Gross revenues include operating revenues, transfers and interest income in accordance with bond indentures.

(2) Direct operating expenses do not include depreciation and amortization expense.

(3) Annual debt service requirements include principal and interest on revenue bonds only.

City of Dover, Ohio
Demographic and Economic Statistics
Last Ten Years

<u>Year</u>	<u>Population (1)</u>	<u>Total Personal Income (2)</u>	<u>Personal Income Per Capita (3)</u>	<u>Median Household Income (3)</u>	<u>Unemployment Rate (4)</u>
2008	13,528	\$256,057,984	\$18,928	\$44,604	6.4%
2007	13,623	257,856,144	18,928	44,604	5.6
2006	13,585	257,136,880	18,928	44,604	5.1
2005	13,492	255,376,576	18,928	44,604	5.7
2004	13,331	252,329,168	18,928	44,604	5.2
2003	13,643	258,234,704	18,928	44,604	6.5
2002	13,602	257,458,656	18,928	44,604	5.4
2001	13,573	256,909,744	18,928	44,604	4.9
2000	13,431	254,221,968	18,928	44,604	4.1
1999	13,630	174,709,340	12,818	27,688	4.4

(1) Estimated by the City

(2) Computation of per capita personal income multiplied by population

(3) Source: U. S. Census

(a) Years 2000 through 2008 - 2000 Federal Census

(b) Year 1999 - 1990 Federal Census

(4) Ohio Department of Job and Family Services

City of Dover, Ohio

Principal Employers

2008 and 1999

2008

Employer	Employees
Union Hospital	760
Allied Machine and Engineering Corporation	460
Zimmer Patient Care Division	302
Dover City Schools	275
Buehlers Food Market Incorporated	227
Marlite	175
Park Village	170
City of Dover	152
Hennis Care Center	152
New Dawn Retirement Community	101
Total	<u>2,774</u>
Total Employment within the City	<u>n/a</u>

1999

Employer	Employees
Union Hospital	683
Allied Machine and Engineering Corporation	485
Hennis Care Center Incorporated	312
Zimmer Patient Care Division	303
Dover City Schools	290
New Dawn Health Care	274
Commercial And Architectural Products	243
Buehlers Food Market Incorporated	230
Union Camp Corporation	211
Bag-N-Save Foods Incorporated	199
Total	<u>3,230</u>
Total Employment within the City	<u>n/a</u>

Source: City Records

n/a - Information not available

City of Dover, Ohio

Full-Time Equivalent City Government Employees by Function/Program

Last Nine Years (1)

Function/Program	2008	2007	2006	2005	2004
General Government					
Mayor and Council	11.0	11.0	11.0	11.0	11.5
Auditor	3.0	3.0	3.0	3.0	3.0
Treasurer	0.5	0.5	0.5	0.5	0.5
Law	1.0	1.0	1.0	1.0	1.0
Civil Service Commission	1.5	3.0	3.0	3.0	3.0
Income Tax Department	2.5	2.0	2.0	2.0	2.0
Service Director	2.5	2.5	2.5	2.5	2.5
Janitor	1.0	1.0	1.0	1.0	1.0
Shade Tree	0.0	0.0	0.0	0.5	0.5
Security of Persons and Property					
Police	22.0	23.0	23.0	23.0	23.0
Fire	19.0	18.0	16.0	16.0	16.0
Safety Director	0.5	0.5	0.5	0.5	0.5
Traffic Safety	8.0	8.5	9.5	10.5	10.5
Transportation					
Service/Street M&R	15.0	16.0	14.5	14.5	14.5
Public Health Services					
Cemetery	7.5	7.5	8.5	7.5	7.0
Community Environment					
Building	1.0	1.0	1.0	1.0	1.0
Leisure Time Activities					
Parks and Recreation	27.0	21.5	21.0	20.0	20.0
Basic Utility Services					
Sewer	17.0	16.0	17.5	17.0	18.0
Electric	41.0	39.5	42.5	42.0	43.0
Water	13.0	14.5	14.0	14.5	15.0
Totals:	<u>194.0</u>	<u>190.0</u>	<u>192.0</u>	<u>191.0</u>	<u>193.5</u>

Source: City of Dover, Ohio Payroll Department

Method: Using 1.0 for each full-time employee and 0.50 for each part-time and seasonal employee.

(1) Data prior to 2000 is not available.

<u>2003</u>	<u>2002</u>	<u>2001</u>	<u>2000</u>
12.0	11.0	11.0	11.0
3.0	3.0	3.0	3.0
0.5	0.5	0.5	0.5
1.0	1.0	1.0	1.0
3.0	3.0	3.0	3.0
2.0	2.0	3.0	3.0
2.5	2.5	2.5	3.0
1.0	1.0	1.0	1.0
0.0	0.5	0.0	0.0
22.0	22.0	22.0	22.0
17.0	17.0	16.0	15.0
0.5	0.5	0.5	0.5
10.5	11.0	11.0	11.0
14.5	14.5	14.5	13.5
7.5	8.0	7.5	7.0
1.0	1.0	1.0	1.0
21.5	19.0	20.0	23.5
17.0	17.5	19.0	17.5
43.0	44.0	41.5	39.0
<u>15.5</u>	<u>17.0</u>	<u>15.5</u>	<u>13.5</u>
<u>195.0</u>	<u>196.0</u>	<u>193.5</u>	<u>189.0</u>

City of Dover, Ohio
Operating Indicators by Function/Program
Last Ten Years (1)

Function/Program	2008	2007	2006	2005
General Government				
<i>Council and Clerk</i>				
Number of Ordinances Passed	71	76	57	59
Number of Resolutions Passed	32	17	22	29
<i>Planning Commission</i>				
Number of Planning Commission docket items	26	18	19	22
<i>Finance Department</i>				
Number of checks/ vouchers issued	7,904	3,806	3,852	3,769
Amount of checks written	\$55,934,193	\$61,851,209	\$43,454,567	\$43,182,203
Interest earnings for fiscal year (cash basis)	\$184,436	\$255,612	\$129,830	\$143,896
Number of Receipts issued	517	518	511	533
General Fund Receipts (cash basis)	\$5,893,616	\$6,415,847	\$6,081,615	\$5,721,478
General Fund Expenditures (cash basis)	\$6,194,109	\$5,901,479	\$6,163,730	\$5,851,883
<i>Income Tax Department</i>				
Number of Business net profit forms processed	1,278	1,219	1,179	1,018
Number of Individual forms processed	2,662	2,560	2,459	2,466
Amount of Penalties and Interest Collected	\$22,533	\$24,223	\$22,017	\$10,859
<i>Civil Service</i>				
Number of police entry tests administered	1	1	0	0
Number of fire entry tests administered	0	1	0	0
Number of police promotional tests administered	0	1	1	0
Number of fire promotional tests administered	0	0	0	0
Number of hires of Police Officers from certified lists	1	0	0	0
Number of hires of Fire/Medics from certified lists	1	1	0	0
Number of promotions from police certified lists	0	2	1	0
Number of promotions from fire certified lists	0	0	0	0
<i>Building and Zoning</i>				
Estimated Value of Construction	\$6,896,283	\$9,562,157	\$11,867,945	\$13,716,916
Number of permits issued (all types)	272	290	251	211
Amount of Revenue generated from permits	\$19,927	\$21,987	\$14,342	\$11,397
Number of contractor licenses	326	205	282	289
Zoning Board of Appeals hearings	26	37	38	6

(1) Information for some years is not available

2004	2003	2002	2001	2000	1999
62	81	66	73	78	91
27	12	14	13	20	16
21	23	20	22	19	28
3,822	2,664	3,985	3,841	3,959	3,845
\$37,144,990	\$36,584,280	\$30,109,669	\$33,758,267	\$23,153,468	\$27,010,683
\$92,562	\$141,486	\$221,171	\$370,265	\$400,150	\$495,579
525	498	728	476	542	540
\$5,368,211	\$4,826,541	\$4,548,997	\$5,048,181	\$4,205,243	\$4,714,202
\$5,864,617	\$5,656,883	\$4,870,002	\$4,685,516	\$4,235,995	\$4,442,850
953	914	891	869	818	794
2,317	2,029	1,948	1,862	1,824	1,638
\$11,135	\$9,969	\$6,177	\$5,346	\$3,075	\$4,548
0	1	0	1	0	1
1	1	0	1	0	0
0	1	0	0	0	1
0	0	0	0	0	0
4	3	1	0	1	3
2	2	0	2	0	2
0	2	0	0	0	3
0	0	0	0	0	0
\$12,159,784	\$8,714,316	\$8,249,060	\$8,921,422	\$9,286,965	\$14,306,406
192	236	220	235	246	219
\$9,575	\$10,348	\$8,745	\$10,134	\$10,285	\$5,437
323	254	226	287	268	276
24	31	32	31	16	35

(continued)

City of Dover, Ohio
Operating Indicators by Function/Program (continued)
Last Ten Years (1)

Function/Program	2008	2007	2006	2005
Security of Persons and Property				
<i>Police</i>				
Total Calls for Services	10,148	11,007	11,866	12,270
Number of traffic citations issued	1,043	929	1,243	1,270
Number of parking citations issued	379	293	389	267
Number of felony arrests	81	39	83	260
Number of misdemeanor arrests	476	427	540	372
Number of traffic accidents investigated	396	375	391	441
Number of injury accidents	62	94	84	112
Number of fatal accidents	1	1	1	1
Prisoners	59	44	56	63
Prisoner meal costs	\$4,000	\$2,600	\$3,645	\$5,130
Total miles driven	147,554	139,049	154,186	154,883
Total gasoline used	13,242	13,025	13,928	14,179
<i>Fire</i>				
EMS Calls	1,338	1,165	1,182	1,128
Fire Calls	117	118	119	101
Training hours	1,891	1,178	1,325	1,632
Leisure Time Activities				
<i>Recreation</i>				
Recreation League fees	\$19,986	\$11,915	\$6,044	\$10,280
Transportation				
Tons of asphalt	7,582	3,930	4,052	7,137
Tons of limestone	1,167	1,255	1,217	1,500
Paint Striping (gallons of paint)	410	575	445	710
Street sweeping (days)	117	123	111	134
Man hours of leaf pick-up	1,200	1,328	1,284	1,284
Tons of salt	2,353	1,361	976	n/a
Water Department				
Average residential gallons of water billed monthly	4,875	4,913	5,100	5,100
Wastewater Department				
Average residential gallons of sewer billed monthly	4,868	4,913	5,010	5,010

(1) Information for some years is not available

2004	2003	2002	2001	2000	1999
12,586	12,148	12,473	11,687	12,428	10,829
1,111	1,481	1,260	1,261	1,620	1,432
185	188	136	245	479	302
78	86	109	76	185	94
473	581	696	519	593	569
410	480	502	470	473	559
83	94	99	100	85	96
1	0	1	0	1	0
118	116	14	2	4	5
\$5,715	\$6,570	\$3,600	\$495	\$450	\$90
144,860	153,797	149,881	163,353	157,091	167,103
13,411	14,107	13,696	14,437	14,256	14,871
1,160	n/a	1,110	1,006	988	1,020
134	n/a	177	143	134	141
1,505	n/a	2,384	1,736	1,881	2,740
\$12,486	\$11,527	\$11,695	\$13,755	\$14,052	\$12,867
5,965	7,500	7,664	6,772	7,137	9,180
n/a	1,500	n/a	1,094	1,500	1,120
585	760	695	595	695	635
n/a	155	n/a	164	165	147
1,352	1,192	1,608	1,152	1,296	940
n/a	2,135	n/a	1,886	1,426	1,589
5,040	5,490	5,460	11,700	8,790	8,460
4,950	4,950	4,950	4,950	5,070	5,130

City of Dover, Ohio
Capital Assets Statistics by Function/Program
Last Ten Years

Function/Program	2008	2007	2006	2005	2004
General Government					
Square Footage Occupied	1,932	1,932	1,932	1,932	1,932
Vehicles	3	3	1	1	1
Security of Persons and Property					
Police					
Stations	1	1	1	1	1
Square Footage of Building	6,468	6,468	6,468	6,468	6,468
Vehicles	11	10	9	9	9
Fire					
Stations	1	1	1	1	1
Square Footage of Building	6,900	6,900	6,900	6,900	6,900
Fire Hydrants	633	614	582	582	566
Vehicles	12	12	15	15	13
Leisure Time Activities					
Recreation					
Number of Parks	2	2	2	2	2
Number of Swimming Pools	2	2	2	2	2
Number of Tennis Courts	8	8	8	8	8
Number of Baseball Diamonds	10	10	9	9	8
Transportation					
Service					
Streets (miles)	70	70	70	70	69
Street Lights	2,387	2,380	2,369	2,352	2,318
Storm Sewers (miles)	33	33	33	33	32
Utility Services					
Sanitary Sewers (miles)	67	66	66	66	65
Electric Lines (miles)	357	354	354	355	331
Water Lines (miles)	84	84	84	84	82

2003	2002	2001	2000	1999
1,932	1,932	1,932	1,932	1,932
1	1	1	1	1
1	1	1	1	1
6,468	6,468	6,468	6,468	6,468
9	9	9	9	9
1	1	1	1	1
6,900	6,900	6,900	6,900	6,900
562	555	543	533	508
13	11	11	11	11
2	2	2	2	2
2	2	2	2	2
8	8	8	8	8
8	8	8	8	8
68	68	67	66	65
2,314	2,307	2,270	2,197	2,172
32	32	31	30	29
64	63	63	62	61
339	369	351	352	352
82	81	80	79	77

This page intentionally left blank.

DOVER ROTARY

The Dover Rotary Club's motto is "Service above Self". Founded in the City of Dover in 1920, the Dover Rotary meets weekly on Mondays and is a faithful presence at any City function. Rotary International's goal is to wipe out polio throughout the world. This goal has almost been achieved. Locally, the City of Dover's park system has been fortunate to be a project of the Dover Rotary. Along with "clean up the park" day, the Rotary has constructed and donated a picnic shelter and most recently paved a connection from the shelter to the City pond walking path. Although, used by everyone, the walkway provides the handicap accessibility to the benefits of the park. Various fund raising events are held annually with the proceeds being donated back throughout the community.



HISTORIC CANAL DOVER ASSOCIATION (HCDA)

The newest addition to the community service organizations, HCDA focuses on preserving the history of Dover while serving the citizens of Dover. The motto of “Preserving our Past...Preparing for our Future”, holds true of the association. Dover was a canal town, and HCDA has been instrumental in preserving that history. A “toll house”, which represents the toll booth located in Dover in the time of the canal, was dedicated to the citizens. This replica will house historical information of the times gone by. HCDA also gifted the City with historical informational kiosks to be displayed on the square of Dover. HCDA participates and has organized events throughout the year. For all new businesses to the downtown, HCDA “rolls out the red carpet” at an event designed to welcome the business and provide the opportunity for the citizens and the local press to know about the new addition to Dover.





Mary Taylor, CPA
Auditor of State

CITY OF DOVER

TUSCARAWAS COUNTY

CLERK'S CERTIFICATION

This is a true and correct copy of the report which is required to be filed in the Office of the Auditor of State pursuant to Section 117.26, Revised Code, and which is filed in Columbus, Ohio.

Susan Babbitt

CLERK OF THE BUREAU

**CERTIFIED
JULY 14, 2009**