

CITY OF PICKERINGTON

FAIRFIELD COUNTY

SINGLE AUDIT

JANUARY 1, 2007 – DECEMBER 31, 2007



Mary Taylor, CPA
Auditor of State

City Council
City of Pickerington
100 Lockville Road
Pickerington, Ohio 43147

We have reviewed the *Independent Auditors' Report* of the City of Pickerington, Fairfield County, prepared by Wilson, Shannon & Snow, Inc., for the audit period January 1, 2007 through December 31, 2007. Based upon this review, we have accepted these reports in lieu of the audit required by Section 117.11, Revised Code. The Auditor of State did not audit the accompanying financial statements and, accordingly, we are unable to express, and do not express an opinion on them.

Our review was made in reference to the applicable sections of legislative criteria, as reflected by the Ohio Constitution, and the Revised Code, policies, procedures and guidelines of the Auditor of State, regulations and grant requirements. The City of Pickerington is responsible for compliance with these laws and regulations.

Mary Taylor

Mary Taylor, CPA
Auditor of State

July 31, 2008

This Page is Intentionally Left Blank.

**CITY OF PICKERINGTON
FAIRFIELD COUNTY**

TABLE OF CONTENTS

SCHEDULE OF FEDERAL AWARDS EXPENDITURES	1
NOTES TO THE SCHEDULE OF FEDERAL EXPENDITURES	2
REPORT ON INTERNAL CONTROL OVER FINANCIAL REPORTING AND ON COMPLIANCE AND OTHER MATTERS BASED ON AN AUDIT OF FINANCIAL STATEMENTS PERFORMED IN ACCORDANCE WITH <i>GOVERNMENT AUDITING STANDARDS</i>	3
REPORT ON COMPLIANCE WITH REQUIREMENTS APPLICABLE TO ITS MAJOR PROGRAM AND ON INTERNAL CONTROL OVER COMPLIANCE IN ACCORDANCE WITH OMB CIRCULAR A-133 AND THE SCHEDULE OF FEDERAL AWARDS EXPENDITURES	5
SCHEDULE OF FINDINGS AND RESPONSES – <i>OMB CIRCULAR A-133§.505</i>	7

This Page is Intentionally Left Blank.

**CITY OF PICKERINGTON
FAIRFIELD COUNTY**

**SCHEDULE OF FEDERAL AWARDS EXPENDITURES
FOR THE YEAR ENDED DECEMBER 31, 2007**

Federal Grantor/ Pass thru Grantor/ Program Title	Pass-Through Entity Number	Federal CFDA Number	Cash Disbursements
<u>U.S. DEPARTMENT OF TRANSPORTATION</u>			
<i>Passed through the Ohio Department of Transportation (ODOT):</i>			
Highway Planning and Construction	N/A	20.205	<u>\$ 936,749</u>
Total U.S. Department of Transportation			<u>936,749</u>
TOTAL FEDERAL ASSISTANCE			<u><u>\$ 936,749</u></u>

The accompanying notes to this schedule are an integral part of this schedule.

**CITY OF PICKERINGTON
FAIRFIELD COUNTY**

**NOTES TO THE SCHEDULE OF FEDERAL AWARDS EXPENDITURES
FOR THE YEAR ENDED DECEMBER 31, 2007**

NOTE A - SIGNIFICANT ACCOUNTING POLICIES

The accompanying Schedule of Federal Awards Expenditures (the Schedule) is a summary of the activity of the City's federal award program. The Schedule has been prepared on the cash basis of accounting.

NOTE B - MATCHING REQUIREMENTS

The City's Federal program requires the City to contribute non-Federal funds (matching funds) to support the Federally-funded programs. The City has complied with the matching requirements. The expenditure of non-Federal funds is not included on the Schedule.



**REPORT ON INTERNAL CONTROL OVER FINANCIAL REPORTING AND ON
COMPLIANCE AND OTHER MATTERS BASED ON AN AUDIT OF FINANCIAL
STATEMENTS PERFORMED IN ACCORDANCE WITH *GOVERNMENT AUDITING STANDARDS***

City Council
City of Pickerington
100 Lockville Road
Pickerington, Ohio 43147

We have audited the financial statements of the governmental activities, the business-type activities, each major fund, and the aggregate remaining fund information of the City of Pickerington, Fairfield County, (the City) as of and for the year ended December 31, 2007, which collectively comprise the City's basic financial statements and have issued our report thereon dated June 26, 2008. We conducted our audit in accordance with auditing standards generally accepted in the United States of America and the standards applicable to financial audits contained in the Comptroller General of the United States' *Government Auditing Standards*.

Internal Control over Financial Reporting

In planning and performing our audit, we considered the City's internal control over financial reporting as a basis for designing our audit procedures for expressing our opinions on the financial statements, but not to opine on the effectiveness of the City's internal control over financial reporting. Accordingly, we have not opined on the effectiveness of the City's internal control over financial reporting.

Our consideration of internal control over financial reporting was for the limited purpose described in the preceding paragraph and would not necessarily identify all deficiencies in internal control over financial reporting that might be significant deficiencies or material weaknesses. However, as discussed below, we identified certain deficiencies in internal control over financial reporting that we consider significant deficiencies.

A control deficiency exists when the design or operation of a control does not allow management or employees, in performing their assigned functions, to prevent or detect misstatements on a timely basis. A significant deficiency is a control deficiency, or combination of control deficiencies, that adversely affects the City's ability to initiate, authorize, record, process, or report financial data reliably in accordance with its applicable accounting basis, such that there is more than a remote likelihood that the City's internal control will not prevent or detect a more-than-inconsequential financial statement misstatement.

We consider the following deficiencies described in the accompanying schedule of findings and responses to be significant deficiencies in internal control over financial reporting: 2007-001 and 2007-002.

A material weakness is a significant deficiency, or combination of significant deficiencies resulting in more than a remote likelihood that the City's internal control will not prevent or detect a material financial statement misstatement.

Wilson, Shannon & Snow, Inc.

CERTIFIED PUBLIC ACCOUNTANTS
Ten West Locust Street
Newark, Ohio 43055
(740) 345-6611
1-800-523-6611
FAX (740) 345-5635

Our consideration of the internal control over financial reporting was for the limited purpose described in the first paragraph of this section and would not necessarily identify all internal control deficiencies that might be significant deficiencies or material weaknesses. We believe none of the significant deficiencies described above are material weaknesses.

Compliance and Other Matters

As part of reasonably assuring whether the City's financial statements are free of material misstatement, we tested its compliance with certain provisions of laws, regulations, contracts, and grant agreements, noncompliance with which could directly and materially affect the determination of financial statement amounts. However, providing an opinion on compliance with those provisions was not an objective of our audit and accordingly, we do not express an opinion. The results of our tests disclosed instances of noncompliance or other matters that we must report under *Government Auditing Standards* which are described in the accompanying schedule of findings and responses as items 2007-001 and 2007-02.

The City's responses to the findings identified in our audit are described in the accompanying schedule of findings and responses. We did not audit the City's responses and, accordingly, we express no opinion on them.

We intend this report solely for the information and use of the finance committee, management, City Council, the Auditor of State, and federal awarding agencies and pass-through entities. We intend it for no one other than these specified parties.

Wilson, Shuman & Sauer, Inc.

Newark, Ohio
June 26, 2008



**REPORT ON COMPLIANCE WITH REQUIREMENTS APPLICABLE TO ITS
MAJOR PROGRAM AND ON INTERNAL CONTROL OVER COMPLIANCE IN
ACCORDANCE WITH OMB CIRCULAR A-133 AND THE SCHEDULE OF
FEDERAL AWARDS EXPENDITURES**

City Council
City of Pickerington
Fairfield County
100 Lockville Road
Pickerington, Ohio 43147

Compliance

We have audited the compliance of the City of Pickerington, Fairfield County (the City) with the types of compliance requirements described in the U.S. Office of Management and Budget (OMB) *Circular A-133, Compliance Supplement* that apply to its major federal program for the year ended December 31, 2007. The summary of auditor's results section of the accompanying schedule of findings and responses identifies the City's major federal program. The City's management is responsible for complying with the requirements of laws, regulations, contracts, and grants applicable to its major federal program. Our responsibility is to express an opinion on the City's compliance based on our audit.

We conducted our audit of compliance in accordance with auditing standards generally accepted in the United States of America; the standards applicable to financial audits contained in *Government Auditing Standards* issued by the Comptroller General of the United States; and OMB Circular A-133, *Audits of States, Local Governments, and Non-Profit Organizations*. Those standards and OMB Circular A-133 require that we plan and perform the audit to reasonably assure whether noncompliance occurred with the types of compliance requirements referred to above that could directly and materially affect a major federal program. An audit includes examining, on a test basis, evidence about the City's compliance with those requirements and performing other procedures we considered necessary in the circumstances. We believe our audit provides a reasonable basis for our opinion. Our audit does not provide a legal determination on the City's compliance with those requirements.

In our opinion, the City of Pickerington, Fairfield County complied, in all material respects, with the requirements referred to above that apply to its major federal program for the year ended December 31, 2007.

Internal Control over Compliance

The City's management is responsible for establishing and maintaining effective internal control over compliance with the requirements of laws, regulations, contracts, and grants applicable to federal programs. In planning and performing our audit, we considered the City's internal control over compliance with requirements that could directly and materially affect a major federal program in order to determine our auditing procedures for the purpose of expressing our opinion on compliance, but not for the purpose of expressing an opinion on the effectiveness of internal control over compliance. Accordingly, we do not express an opinion on the effectiveness of the City's internal control over compliance.

Wilson, Shannon & Snow, Inc.

CERTIFIED PUBLIC ACCOUNTANTS
Ten West Locust Street
Newark, Ohio 43055
(740) 345-6611
1-800-523-6611
FAX (740) 345-5635

City of Pickerington
Fairfield County
Report on Compliance Applicable to Its
Major Program and On Internal Control Over
Compliance In Accordance with OMB Circular
A-133 and the Schedule of Federal Awards
Expenditures
Page 2

A *control deficiency* in internal control over compliance exists when the design or operation of a control does not allow management or employees, when performing their assigned functions, to prevent or detect noncompliance with a federal program compliance requirement on a timely basis. A *significant deficiency* is a control deficiency, or combination of control deficiencies, that adversely affects the entity's ability to administer a federal program such that there is more than a remote likelihood that the entity's internal control will not prevent or detect more-than-inconsequential noncompliance with a federal program compliance requirement.

A material weakness is a significant deficiency, or combination of significant deficiencies, that results in more than a remote likelihood that the City's internal control will not prevent or detect material noncompliance with a federal program's compliance requirements.

Our consideration of internal control over compliance was for the limited purpose described in the first paragraph of this section and would not necessarily identify all deficiencies in internal control that might be significant deficiencies or material weaknesses. We did not identify any deficiencies in internal control over compliance that we consider to be material weaknesses, as defined above.

Schedule of Federal Awards Expenditures

We have also audited the financial statements of the governmental activities, the business-type activities, each major fund and the aggregate remaining fund information of the City of Pickerington, Fairfield County (the City) as of and for the year ended December 31, 2007, and have issued our report thereon dated June 26, 2008. Our audit was performed to form opinions on the financial statements that collectively comprise the City's basic financial statements. The accompanying Schedule of Federal Awards Expenditures provides additional information as required by OMB Circular A-133 and is not a required part of the basic financial statements. We subjected this information to the auditing procedures applied in the audit of the basic financial statements. In our opinion, this information is fairly stated, in all material respects, in relation to the basic financial statements taken as a whole.

We intend this report solely for the information and use of the finance committee, management, City Council, the Auditor of State, federal awarding agencies and pass-through entities. It is not intended for anyone other than these specified parties.

Wilson, Shuman & Snow, Inc.

Newark, Ohio
June 26, 2008

**CITY OF PICKERINGTON
FAIRFIELD COUNTY**

**SCHEDULE OF FINDINGS AND RESPONSES
OMB CIRCULAR A-133 §.505
DECEMBER 31, 2007**

1. SUMMARY OF AUDITOR'S RESULTS

<i>(d)(1)(i)</i>	Type of Financial Statement Opinion	Unqualified
<i>(d)(1)(ii)</i>	Were there any material control weakness conditions reported at the financial statement level (GAGAS)?	No
<i>(d)(1)(ii)</i>	Were there any other significant deficiencies reported at the financial statement level (GAGAS)?	Yes
<i>(d)(1)(iii)</i>	Was there any reported material non-compliance at the financial statement level (GAGAS)?	Yes
<i>(d)(1)(iv)</i>	Were there any material internal control weakness conditions reported for major federal programs?	No
<i>(d)(1)(iv)</i>	Were there any other significant deficiencies reported for major federal programs?	No
<i>(d)(1)(v)</i>	Type of Major Programs' Compliance Opinion	Unqualified
<i>(d)(1)(vi)</i>	Are there any reportable findings under § .510?	No
<i>(d)(1)(vii)</i>	Major Programs (list):	Highway Planning and Construction, CFDA #20.205
<i>(d)(1)(viii)</i>	Dollar Threshold: Type A\B Programs	Type A: > \$300,000 Type B: all others
<i>(d)(1)(ix)</i>	Low Risk Auditee?	No

**CITY OF PICKERINGTON
FAIRFIELD COUNTY**

**SCHEDULE OF FINDINGS AND RESPONSES
OMB CIRCULAR A-133 §.505
DECEMBER 31, 2007**

2. FINDINGS RELATED TO THE FINANCIAL STATEMENTS REQUIRED TO BE REPORTED IN ACCORDANCE WITH GAGAS

Finding Number	2007-001
----------------	----------

Ohio Revised Code Section 5705.41(B) prohibits a subdivision or taxing unit from making expenditures unless it has been properly appropriated.

The City appropriates at the fund, function and object level. We noted the following instance where expenditures exceeded appropriations at December 31, 2007:

<u>Major Fund</u>	<u>Appropriations</u>	<u>Expenditures</u>	<u>Variance</u>
Diley Road Improvement Fund – Capital Outlay	\$ 1,651,641	\$ 1,856,151	(\$ 204,510)

We recommend the City properly appropriate all expenditures to ensure that expenditures do not exceed appropriations during the year. This will help avoid possible fund deficits.

Officials Response: The City will monitor appropriations throughout the year to ensure compliance with the Ohio Revised Code.

Finding Number	2007-002
----------------	----------

Ohio Revised Code Section 5705.39 states in part that the total appropriation from each fund shall not exceed total estimated resources. It was noted that the following fund had appropriations which exceeded estimated resources at December 31, 2007:

<u>Non-Major Fund</u>	<u>Estimated Resources</u>	<u>Appropriations</u>	<u>Variance</u>
Municipal Facility Impact Fee Fund	\$ 261,116	\$ 292,809	(\$ 31,693)

The City is not properly certifying its most current estimated resources to the appropriate authorities thus causing appropriations to exceed estimated resources.

We recommend that the City review its available resources versus its appropriations throughout the year and file amended certificates when necessary. This will facilitate the City's appropriation process.

Officials Response: The City will monitor appropriations and estimated resources to ensure compliance with Ohio Revised Code.

3. FINDINGS FOR FEDERAL AWARDS

None



PICKERINGTON

ESTABLISHED 1815

City of
Pickerington, Ohio

**Comprehensive Annual
Financial Report
For The Year Ended December 31, 2007**

City of Pickerington, Ohio

*Issued by
Department of Finance
Linda A. Fersch, Director*

**Comprehensive Annual
Financial Report
For The Year Ended December 31, 2007**

Introductory Section

City of Pickerington, Ohio
Comprehensive Annual Financial Report
For the Year Ended December 31, 2007
Table of Contents

	<u>Page</u>
I. <u>Introductory Section</u>	
Table of Contents	i
Transmittal Letter	v
City Officials	xix
Organizational Chart	xx
Certificate of Achievement for Excellence in Financial Reporting	xxi
 II. <u>Financial Section</u>	
Independent Auditors' Report	1
Management's Discussion and Analysis	3
Basic Financial Statements:	
Government - Wide Financial Statements:	
Statement of Net Assets	15
Statement of Activities	16
Fund Financial Statements:	
Balance Sheet - Governmental Funds	18
Reconciliation of Total Governmental Fund Balances to Net Assets of Governmental Activities	19
Statement of Revenues, Expenditures, and Changes in Fund Balances - Governmental Funds	20
Reconciliation of the Statement of Revenues, Expenditures, and Changes in Fund Balances of Governmental Funds to the Statement of Activities	21
Statements of Revenues, Expenditures, and Changes in Fund Balance - Budget (Non-GAAP Basis) and Actual	
General Fund	22
Police Fund	23
Statement of Fund Net Assets - Proprietary Funds	24
Statement of Revenues, Expenses, and Changes in Fund Net Assets - Proprietary Funds	25
Statement of Cash Flows - Proprietary Funds	26
Statement of Fiduciary Assets and Liabilities - Agency Fund	28
Notes to the Basic Financial Statements	29

(continued)

City of Pickerington, Ohio
Comprehensive Annual Financial Report
For the Year Ended December 31, 2007
Table of Contents (Continued)

	<u>Page</u>
Combining Statements and Individual Fund Schedules:	
General Fund:	
Fund Description.....	70
Schedule of Revenues, Expenditures, and Changes in Fund Balance – Budget (Non-GAAP Basis) and Actual.....	71
Nonmajor Governmental Funds:	
Fund Descriptions	75
Combining Balance Sheet - Nonmajor Governmental Funds	76
Combining Statement of Revenues, Expenditures, and Changes in Fund Balance - Nonmajor Governmental Funds.....	77
Special Revenue Funds:	
Fund Descriptions	78
Major Special Revenue Fund:	
Schedule of Revenues, Expenditures, and Changes in Fund Balance – Budget (Non-GAAP Basis) and Actual – Police Fund.....	79
Nonmajor Special Revenue Funds:	
Combining Balance Sheet - Nonmajor Special Revenue Funds.....	80
Combining Statement of Revenues, Expenditures, and Changes in Fund Balance - Nonmajor Special Revenue Funds.....	82
Schedules of Revenues, Expenditures, and Changes in Fund Balance – Budget (Non-GAAP Basis) and Actual – Individual Nonmajor Special Revenue Funds:	
Street Fund.....	84
State Highway Fund.....	85
Parks and Recreation Fund.....	86
Computer Fund	87
Operation of a Motor Vehicle Under the Influence Enforcement and Education Fund .	88
Law Enforcement Seizure Fund.....	89
Mandatory Drug Enforcement Fund	90
Immobilization Fund.....	91
Urban Forestry Fund	92
Community Development Block Grant Revolving Loan Fund.....	93
Debt Service Funds:	
Fund Descriptions	94

(continued)

City of Pickerington, Ohio
Comprehensive Annual Financial Report
For the Year Ended December 31, 2007
Table of Contents (Continued)

	<u>Page</u>
Major Debt Service Fund:	
Schedule of Revenues, Expenditures, and Changes in Fund Balance – Budget (Non-GAAP Basis) and Actual – Debt Service Fund	95
Nonmajor Debt Service Funds:	
Schedules of Revenues, Expenditures, and Changes in Fund Balance – Budget (Non-GAAP Basis) and Actual – Individual Nonmajor Debt Service Funds:	
Water Debt Service Fund	96
Sewer Debt Service Fund	97
Capital Projects Funds:	
Fund Descriptions	98
Major Capital Projects Fund:	
Schedule of Revenues, Expenditures, and Changes in Fund Balance – Budget (Non-GAAP Basis) and Actual – Tax Increment Financing Agreement Windmill/ Diley Construction Fund	100
Schedule of Revenues, Expenditures, and Changes in Fund Balance – Budget (Non-GAAP Basis) and Actual – Diley Road Improvement Fund	101
Nonmajor Capital Projects Funds:	
Combining Balance Sheet – Nonmajor Capital Projects Funds	102
Combining Statement of Revenues, Expenditures, and Changes in Fund Balance - Nonmajor Capital Projects Funds	105
Schedules of Revenues, Expenditures, and Changes in Fund Balance – Budget (Non-GAAP Basis) and Actual – Individual Nonmajor Capital Projects Funds:	
State Route 256 Highway Fund	109
Tax Increment Financing Agreement State Route 256/204 Construction Fund	110
Street Construction Fund	111
Street Impact Fee Fund	112
Park Capital Improvement Fund	113
Community Development Block Grant Fund	114
Police Impact Fee Fund	115
Tax Increment Financing Agreement Cover Construction Fund	116
Street Improvement Trust Fund	117
Sidewalk Improvement Trust Fund	118
Municipal Building Fund	119
Park Impact Fee Fund	120
Municipal Facility Impact Fee Fund	121
Enterprise Funds:	
Fund Descriptions	122

(continued)

City of Pickerington, Ohio
Comprehensive Annual Financial Report
For the Year Ended December 31, 2007
Table of Contents (Continued)

	<u>Page</u>
Schedules of Revenues, Expenditures, and Changes in Fund Equity – Budget (Non-GAAP Basis) and Actual – Individual Enterprise Funds:	
Water Fund.....	123
Sewer Fund	124
Stormwater Fund.....	125
 Internal Service Fund:	
Fund Description.....	126
Schedule of Revenues, Expenditures, and Changes in Fund Equity – Budget (Non-GAAP Basis) and Actual – Fleet Maintenance Fund	127
 Agency Fund:	
Fund Description.....	128
Statement of Changes in Assets and Liabilities – Agency Fund.....	129

III. Statistical Section

Statistical Section Description	S1
Net Assets by Component – Last Four Years	S3
Changes in Net Assets - Last Four Years.....	S4
Program Revenues by Function/ Program - Last Four Years	S7
Fund Balances, Governmental Funds - Last Ten Years.....	S8
Changes in Fund Balances, Governmental Funds - Last Ten Years	S10
Income Tax Revenue Base and Collections - Last Ten Years	S13
Assessed and Estimated Actual Value of Taxable Property – Last Ten Years	S14
Property Tax Rates, Direct and Overlapping Governments - Last Ten Years	S16
Principal Taxpayers – Real Estate Tax – Years 2007 and 1998	S19
Principal Taxpayers – Tangible Personal Property Tax – Years 2007 and 1998	S20
Principal Taxpayers – Public Utilities Tax – Years 2007 and 1998.....	S21
Property Tax Levies and Collections – Real, Public Utility and Tangible Personal Property – Last Ten Years.....	S22
Ratio of Outstanding Debt to Total Personal Income and Debt Per Capita - Last Ten Years	S24
Ratio of General Obligation Bonded Debt to Estimated Actual Value and Per Capita – Last Ten Years.....	S26
Computation of Direct and Overlapping Governmental Activities Debt.....	S27
Pledged Revenue Coverage - Revenue Debt - Water – Last Four Years	S28
Pledged Revenue Coverage - Revenue Debt - Sewer – Last Four Years.....	S29
Legal Debt Margin – Last Ten Years	S30
Demographic and Economic Statistics – Last Ten Years	S32
Principal Employers – Years 2007 and 2000.....	S35
Full-Time Equivalent City Government Employees by Function/ Program – Last Ten Years	S36
Operating Indicators by Function/ Program – Last Ten Years	S38
Capital Assets Statistics by Function/ Program – Last Ten Years	S42



June 26, 2008

To the Honorable Mayor David Shaver and Members of City Council,
And Citizens of the City of Pickerington:

The Comprehensive Annual Financial Report (CAFR) of the City of Pickerington, Ohio (the City), for the year ended December 31, 2007 is submitted herewith. The report has a complete set of financial statements presented in conformity with accounting principles generally accepted in the United States of America (GAAP) and audited in accordance with generally accepted auditing standards.

Contents of the Report

This report is prepared in accordance with accounting principles generally accepted in the United States of America (GAAP) and in conformance with standards of financial reporting in the United States of America as established by the Governmental Accounting Standards Board (GASB) using guidelines as recommended by the Government Finance Officers Association of the United States and Canada (GFOA).

The City's Finance Department is responsible for management's representations concerning the finances of the City. Consequently management assumes full responsibility for the accuracy of the data presented and the completeness and fairness of the presentation. To provide a reasonable basis for making these representations, management of the City has implemented a comprehensive internal control structure, which meets the objectives of management.

In developing and revising the City's accounting and reporting control systems, consideration is given to the adequacy of internal controls to provide reasonable but not absolute assurance regarding:

- The safeguarding of assets from loss, theft or misuse, and
- Reliability of financial records for preparing the City's financial statements in conformity with GAAP and maintaining accountability for assets.

The concept of reasonable assurance recognizes that:

- The cost of a control should not exceed the benefits likely to be derived, and
- The evaluation of costs and benefits requires estimates and judgments by management.

Progress and Tradition in our Community
100 Lockville Road • Pickerington, Ohio 43147 • (614) 837-3974 • Fax (614) 833-2201
www.pickerington.net

As management, we believe the data presented is accurate in all material aspects and that all disclosures necessary to enable the reader to acquire the maximum understanding of the City's financial activity have been included.

Members of City Council have oversight responsibilities for the selection of the accountant responsible for the GAAP conversion, and meet with Wilson, Shannon and Snow, Inc. to review the audit results when necessary. The Local Government Services section of the Auditor of State's Office assists the City with the preparation of the CAFR. The City Council also has the oversight responsibility over significant financial matters of the City. Our independent auditors, Wilson, Shannon and Snow, Inc., have audited the City's financial statements. The audit involved examining, on a test basis, evidence supporting amounts and disclosures in the financial statements; assessing the accounting principles used and significant estimates made by management; and evaluating the overall financial statement presentation. Wilson, Shannon and Snow, Inc. concluded based upon the audit that there was a reasonable basis for rendering an unqualified opinion that the City's financial statements for the year ended December 31, 2007, are fairly presented in conformity with GAAP. The Independent Auditors' Report is presented as the first component of the financial section of this report.

GAAP require that management provide a narrative introduction, overview, and analysis to accompany the basic financial statements in the form of Management's Discussion and Analysis (MD&A). This letter of transmittal is designed to complement the MD&A and should be read in conjunction with it. The City's MD&A can be found immediately following the Independent Auditors' Report.

Profile of the City

The first settlers in the attractive, growing community that is now Pickerington, arrived in the area in 1808. In 1815, Abraham Pickering laid out the original plat of old Pickerington. One hundred fifty years later relatively few people lived in the area, and Pickerington slumbered as an agricultural and dairy community, seemingly distant from the county seat, Lancaster, and the state capital, Columbus.

The growth and prosperity since 1965 have forever changed Pickerington from an old country village to a major city in northwest Fairfield County. Equidistant between Lancaster and Columbus, today Pickerington is both a Columbus suburban community and a transition zone leading to agricultural and open spaces to the east and southeast.

The City's population as estimated by the Mid Ohio Regional Planning Commission (MORPC) for 2007 was 14,526. The unincorporated Violet Township estimated population (excluding Pickerington and Columbus) was 19,435. As a result of reaching an official population of over 5,000 persons, Pickerington was certified as a city by the Ohio Secretary of State in 1991. Pickerington was the second city incorporated in Fairfield County and is second in size only to Lancaster.

Reporting Entity and Services Provided

The City's reporting entity is comprised of the primary government and other organizations which are included to ensure that the financial statements are not misleading. The reporting entity has been defined in accordance with the principles established by the Governmental Accounting Standards Board (GASB) in Statement No. 14, "The Financial Reporting Entity" and in GASB Statement No. 39, "Determining Whether Certain Organizations are Component Units".

Component units are legally separate organizations for which the City is financially accountable. The City is financially accountable for an organization if the City appoints a voting majority of the organization's governing board and (1) the City is able to significantly influence the programs or services performed or provided by the organization; or (2) the City is legally entitled to or can otherwise access the organization's resources; the City is legally obligated or has otherwise assumed the responsibility to finance the deficits of, or provide financial support to, the organization; or the City is obligated for the debt of the organization. Component units also include organizations that are fiscally dependent on the City in that the City approves the budget, the issuance of debt or the levying of taxes. No potential component units met these criteria.

The following potential component units have been excluded from the City's financial statements because the City is not financially accountable for them nor are the entities fiscally dependent on the City:

- Pickerington Local School District
- Pickerington Public Library
- Pickerington Senior Citizens Center, Inc.

The City is associated with four jointly governed organizations and two insurance purchasing pools. These organizations are the Fairfield-Hocking Major Crimes Unit, the Fairfield County Regional Planning Commission, the Mid-Ohio Regional Planning Commission (MORPC), the Fairfield County Combined General Health District, the Central Ohio Risk Management Association Inc. (CORMA), and the Ohio Municipal League Workers' Compensation Group Rating Program.

The Municipal Charter, which was enacted in 1980, became effective January 1, 1981, and was amended in 1990, 2000 and again in 2005. This Charter provides for the Mayor-Council-Manager form of government whereby the legislative powers of the City are vested in a seven member City Council. Three members are elected at large for a four-year term each biennium and the remaining four are elected at large for a four-year term the following biennium. Council appoints the Law Director, Finance Director, City Engineer, and concurs on the Mayor's appointment of the City Manager. Council also makes citizen appointments to several boards and commissions. There are four standing Council Committees that Council appoints: Finance, Rules, Safety and Service. Council sets the compensation guidelines for City officials and employees, and enacts ordinances and resolutions relating to City services, tax levies, appropriations, indebtedness, building permits and licenses and other municipal purposes.

The Mayor is elected by popular vote, performs ceremonial functions, recommends appointment of and acts as supervisor of the City Manager, is presiding officer of Council, is an ex-officio member of all Council Committees, appoints the Clerk of Court, and may veto Council-passed legislation.

The City Manager is the chief administrator of the City appointed by the Mayor with concurrence of Council, and is responsible for the day-to day operations of the municipality and municipal employees and appoints all department heads and hires all employees not appointed by Council.

The Director of Finance is the chief fiscal and accounting officer of the City. The responsibilities of this office include preparation and management of the capital and operating budgets and debt and treasury programs of the City.

In 2006, the law firm of Schottenstein, Zox and Dunn were hired as Law Director for a period of two years. The only outside counsel utilized was for one annexation case which went to the Supreme Court of the State of Ohio.

The City Engineer, W. E. Stilson Consulting Group, a private company, is hired by City Council. In addition other engineering firms have been hired for various capital improvement projects. The City also has given authority to the City Manager to employ a staff engineer to handle day to day engineering issues and also assist with bidding and reviewing small contracts. In 2007, the Construction Inspection Engineers formerly supervised by the Building Department were reclassified as Engineering Inspectors and are now under the supervision of the Engineering Department.

The City provides the following services: public safety, operation of water, sewer and stormwater utilities, parks and recreation, and a State Certified building department. Fire Department services are provided by Violet Township, of which the City is a part. Sanitation is awarded on a contract basis every three years. The City also contracts with the Fairfield County Combined General Health District for Health Department services. The City has the power of appointment for one seat on the eleven-member board. The Mayor has appointed the Finance Director to serve in this capacity.

The annual budget serves as the foundation for the City's financial planning and control. The City complies with the requirements of the Ohio Revised Code in the adoption of the budget. Appropriations for the operation of various City departments are established through the passage of an ordinance by City Council. Budgetary control is facilitated through the maintenance of an encumbrance system for requisitions and purchase orders, and through the use of the City's automated financial system. All departments of the City were required to submit requests for appropriation to the Finance Director before October 15. The Finance Director uses these requests as the starting point for developing a proposed budget. The City adopts a 5-year Capital Improvement Budget that aids in the preparation of the budget.

The Finance Director presents the proposed budget for the City Manager's review and approval. The City Manager and the Finance Director then present the proposed budget to the City Council for review 35 days before the end of the current year. Council is required to hold a public hearing on the proposed budget and to adopt the budget by no later than December 31, the close of the City's fiscal year. Failure to do so allows the budget, as presented by the Manager, to become effective.

The appropriated budget is prepared at the object level. The legal level of budgetary control is the level passed by Council which is at the object level for all funds. Any budgetary modifications at this level may only be made by ordinance of the City Council. The Finance Director is given the authority to further allocate fund appropriations within all funds. The City Council may pass supplemental appropriations at any time by ordinance. Budget-to-actual comparisons are provided in this report for each individual fund for which an appropriated annual budget has been adopted. The general fund and major special revenue fund are presented as part of the basic financial statements beginning on page 22. For other funds, this comparison is presented in the supplementary section of this report, which starts on page 70.

Economic Condition and Outlook

The City has continued to see an upturn in the pace of nonresidential development that started in 2004, continuing through 2005, 2006 and 2007. Seventeen new businesses committed to locating in the City and forty-one existing businesses committed to expanding or relocating within the City. In 2007, over \$7,141,200 was committed to be invested in new construction or renovation of existing buildings in the City, and more than 277,931 square feet of newly constructed space was built.

Marcus Cinema completed an approximate 8,000 square foot expansion to accommodate an "Ultra Screen" with an estimated value of \$1,000,000.

An approximate 7,590 square foot office building with an estimated value of \$643,000 was constructed on lot 6 of the Creek Bend Business Park, which will be occupied by a dentist office and sleep disorder practice.

Volunteer Energy completed construction on a 5,839 square foot office building located on Windmill Drive with an estimated value of \$800,000.

Max & Erma's completed a 6,000 square foot restaurant with an estimated value of \$1,150,000. Fifth Third Bank completed a 6,400 square foot building with an estimated value of \$1,260,000, which is located on an out lot in front of the Kroger Shopping Plaza.

Equity, Inc. received approval for the construction of an approximate 49,000 square foot retail development with two out lots and a 40,000 square foot office development just south of Kohl's Department Store. The City and Equity executed a TIF agreement to extend Stonecreek Drive for this development, which will provide access to approximately 100 acres of vacant land. The construction was completed by the end of 2007. A 32,233 square foot Lifestyle Family Fitness Center is currently under construction in this development with anticipated completion in the summer of 2008 at an estimated value of \$1,000,000. Sonic Drive-In has purchased one of the out lots of the development and has initiated construction on a 3,400 square foot building valued at \$1,100,000.

An approximate 50,000 square foot retail center named "Diley Towne Center" has been approved for the northwest corner of State Route 256 and the newly realigned Diley Road. The developer is currently seeking tenants before beginning construction in 2008.

Holiday Retirement Corporation is about to commence construction on a 67,287 square foot 86-suite assisted living facility on State Route 256 south of Courtland Lane with an estimated value of \$5,260,015.

Expansion of the Municipal Building was completed in mid 2007 with a 1,500 square foot addition and the reconfiguration of current space to better serve the public. An estimated value of \$250,000 was given to the project.

Violet Township was given approval by Planning & Zoning and will be constructing an approximate 11,600 square foot service building located at the southeast corner of Center Street and Stemen Road with an estimated value of \$2,400,000 in 2008.

Pickerington Health Care completed construction in 2007 on an approximate 8,600 square foot expansion on State Route 256 just south of Courtland Lane with a value of \$750,000.

Strike City bowling alley and entertainment center with outdoor volleyball courts, restaurant, and bar facilities will be located on Windmill Drive. It is a 25,575 square foot building that received Planning and Zoning Commission approval in 2007 with construction scheduled in 2008.

Construction initiated in 2007 on Sycamore Creek Elementary School which is an 84,400 square foot building located in the Villages of Sycamore Creek subdivision with an estimated value of \$10,500,000.

Preliminary development plan approval by the Planning and Zoning Commissions was given to several future projects: Hunters Run Plaza Phase V, a 34,840 square foot retail development located on the southwest corner of SR 204 and Freedom Way; The Shoppes at Yarmouth, a 38,100 square foot retail development located on the northeast corner of SR 204 and Freedom Way; Anchor SR 204 Business Park, an approximate 28,700 square foot retail development located on the northwest corner of SR 204 and Freedom Way and Mayflower Village, an approximate 47 acre various use development comprising of office, retail and townhouses located on Hill Road North just north of the railroad tracks.

Zane Commercial Subdivision located on Hill Road North just south of Old SR 256, received final plat approval for seven lots on 11.628 acres.

The annexation of 316 acres on Busey/Amanda Northern Road has been settled and the case is no longer in Court. The City is in negotiations with the landowners regarding the pre-annexation agreements. The City must decide whether to pass an ordinance accepting or rejecting this annexation. Currently the annexation ordinance has been tabled since 8/1/06.

Another annexation of 387 acres on Busey Road has been delayed by the Court of Common Pleas until the "Thornton-Snider" case is resolved by the Court. The Thornton-Snider annexation case was remanded by the Supreme Court of Ohio to the Fairfield County Court of Common Pleas for the Court to conduct a hearing and apply the appropriate standard as outlined by the Court. The case has been briefed and a decision is forthcoming.

The City has also continued to maintain a strong presence in the Central Ohio region through its participation in the Route 33 Southeast Growth Alliance, the Mid-Ohio Regional Planning Commission, and the Mid-Ohio Development Exchange to fund a marketing strategy for the area.

The City has also been active in the Pickerington Area Chamber of Commerce, helping to coordinate the fall Taste of Pickerington-Community Showcase event and participating on the Economic Development Committee.

The City is a contributor to the Olde Pickerington Village Business Association. This group promotes the downtown, highlighting local businesses through monthly themed events. The City's contribution to these events, which promotes tourism to the community, is funded through revenues generated from the three percent hotel/motel tax that the City collects. The City is a sponsor of the Fourth of July festivities and a co-sponsor of the Pickerington Violet Festival, another venue to showcase the community held in late July, which brings an estimated 20,000 visitors into the community.

Impact Fees for Park, Police, Municipal Government and Streets were established by Council and implemented in late 2005. These fees increase each year based on the CPI. This new source of revenue is assisting the City in keeping pace with the growing community by providing funding for capital improvements. To date over \$1,652,000 has been collected from December 2005 to December 2007. Impact fees are being used to pay debt on the Police Station, the City's 20 percent share of the Diley Road Improvement Project, the municipal building expansion, and major park improvements.

Major Initiatives

For the year:

The Planning & Zoning, Engineering and Service Departments are in the process of preparing engineering standards that would facilitate the development process. These departments along with the Building Department continued to revise and streamline the development review process to create a user-friendly process for developers, residents, and staff. In addition, the City retained a consultant to prepare the Diley Road Corridor Plan to determine the appropriate land uses after the road project is completed, with an anticipated completion date in spring 2008. The redevelopment of the properties at the Northwest corner of Refugee and SR 256 is underway with departmental staff continuing to provide support for this effort. Zoning text amendments included Non-Residential Design Standards to replace the Commercial Design Guidelines and revisions to the conditional use requirements for outdoor facilities. The contract with the Fairfield County Auditor GIS Department was extended. The Planning & Zoning Department collaborated in maintaining and updating the City's Zoning Map and various other maps. The County's Accuglobe Data Explorer Computer Program provides current digital mapping and property files of the City.

The City expanded the Planning and Zoning Department by hiring a full time Code Enforcement Officer. The addition to the department is indicative of the City's emphasis on stricter enforcement of property maintenance and zoning codes.

A committee was established to review and update all City engineering standards to further aid the development process. In addition, zoning certificates of approval has been transferred from the Building Department to the Planning and Zoning Department. The Development Department continued in the joint fund-raising and marketing efforts with the newly reorganized Fairfield 33 Alliance to enhance the development opportunities in the State Route 33 corridor. In addition efforts began to work with neighboring jurisdictions to prepare a draft JEDD agreement that, if adopted by all parties, will provide a framework for the joint economic development of properties within Violet and Bloom Townships.

The Planning and Zoning Department estimated commercial expansion during 2007 at \$18,359,665 while residential housing including condos added another \$30,770,333 to the City's real estate evaluation.

With the area growing rapidly, in 2007 the Police Department's staff hired one additional patrol officer, four auxiliary officers and hired a part-time public safety dispatcher to fill a vacant position. The police staff which includes the chief, two commanders, twenty patrol officers, three detectives, and six auxiliaries is dedicated to protecting and serving the City's residents. In addition, a Mounted Patrol Unit was created in June 2007 with the donation of a registered American Quarter Horse and registered Palomino called Prince donated by Mrs. Sheri Beckman. The mounted patrol services are used for security and investigative purposes, parades, festivals and community relations.

During 2007, over 1,500 students participated in the Dare Program, which was partially funded from a State Grant in the amount of \$20,714. The Dare Program benefited from a donation of a 2007 Honda Civic by Honda East and the net receipts from the golf outing of nearly \$5,000. In the area of training, five self-defense classes for women with nearly 200 individuals were conducted in basic defensive tactics.

During 2007, all City personnel were trained in NIMS (National Incident Management System) in the event of a man made or natural disaster of any scale. The Police Department participated in a Fundamental Hazardous Material Exercise to determine the ability of local public safety services in handling a potentially dangerous situation.

The Service Department while performing its standard services of leaf pickup, street sweeping, utility infrastructure maintenance, street maintenance, snow removal and mosquito fogging also oversaw several construction projects. A major cost savings of approximately 80 percent was realized for the City when all the incandescent light bulbs in traffic signals were changed to LED lights. Battery backups were also installed for traffic signals at the intersections of Diley and Hill Roads; Refugee and Hill Roads and SR 204 and SR 256. The City crews maintain 58.23 miles of existing streets that lie within its borders.

The Water Plant realized an eight percent increase in water distribution over 2006, with the average daily plant production of 1.471 MG. A record was set during 2007 with the highest production in one day of 2.9 MG. There was an additional 1,915 feet of 6-inch water line replaced in the Mingo Subdivision which will provide better water flows to the residents of the area. The new well installed at the Diley Road well field was put into service in 2007 and can produce 1,200 GPM. Two new softeners and 1 intermediate pump were installed at the Water Treatment Plant. These improvements will allow the treatment plant to produce 3.5 MG of water per day. The City also has signed a contract to have a new \$400,000 clear well to be installed in 2008.

The sewer treatment plant is reaching its capacity. City selected the Engineering firm of DLZ to design the sewer treatment plant expansion which will increase the plant capacity from 1.6 MGD to 3.2 MGD. The project will go out for bid in the summer of 2008 with construction to start in the early fall.

During 2007, 900 feet of ditches were improved and 15 catch basins were repaired.

Service workers planted 288 trees and removed 61 trees around the City in 2007. Over half of the work was performed by City staff with a cost savings of 20 percent compared to contractor costs. The Tree Commission has developed an Emerald Ash Borer Preparedness Plan. This Plan and the Tree Brochure, with recommendations for planting within the City and care guidelines for newly planted trees, are accessible on the City's website.

The City's Parks System has five parks within its corporation limits totaling more than 160 acres of passive and active parkland. The City's largest and most-used park, Sycamore Park provides tennis courts, softball diamonds, picnic shelters, horseshoe courts, fishing, sledding, and jogging/walking trails. In the lower level of Sycamore Park, an 8,000 square foot skate park facility was designed for beginner through advance skill levels with SkateWave ramps, rails and obstacles. During 2007, the Simsbury Entrance/Parking Lot Paving Project, the Disc Golf Course Project, and Phase One of the NatureWorks Grant administered by the Ohio Department of Natural Resources were completed. The Recreation Department program participation continues to grow with the addition of new activities and events. The Department sponsored special events including the Fourth of July festivities, Fishing Derby, Old Pickerington Village Arts Festival, Friday Night Flicks, Summer Concert series, Little Tots "Trick or Treat, Haunted Village, Breakfast with Santa and Teen & Tween Swim Nights. For some events in 2007, the Parks and Recreation Department partnered with various community organizations to encourage larger participation. The Department received donations from Giant Eagle and Fairfield Federal Savings & Loan which covered the costs of the Summer Concert Series and the Friday Night Flicks. The Department coordinates a diverse, year-round recreation program from preschool activities to youth and adult programs including co-ed sports leagues.

The Division of Building and Regulations has one full-time inspector and two part time contract inspectors. The Department issued 356 building permits that consisted of 130 single-family residential units, and 102 new commercial units, and 124 miscellaneous permits for decks, room additions and garages, collecting \$346,069 in total permit fees.

The Building Department has enhanced its records management system by utilizing Franklin Systems software, which can be utilized in the future for code enforcement purposes. In the previous year through a collaboration of the City's finance software company, CMI and Franklin Systems, an interface between the two systems was achieved that continues to prove to be a cost savings in allowing for posting of all receipts from the building department to the accounting system, thus eliminating duplication of work and streamlining the posting process.

The Finance Department continued to receive a positive return from income tax and personal property tax due to the growth in the area. In 2007 income tax revenue increased 6.5 percent over 2006. Hiring an outside consultant as a financial advisor enabled the City to work towards consolidating its current note debt for a future restructuring into long- term bonds. The City obtained a credit rating for the first time in 2004 with Moody's Financial Corporation, which rated the City an "A-2" for bond issues and an "MIG 1" for notes. This rating was maintained in 2005 and in 2006 the overall rating of the City was upgraded to "A-1" status. The City continues to utilize the no service charge Visa/MasterCard collection program through a renewed banking contract and has expanded it to include Mayor's Court ticket payments as well. Also, the no-charge daily courier service offered by the bank for picking up deposits, has saved employee time as well as providing safety. This year will mark the fifteenth year of filing financial statements according to accounting principles generally accepted in the United States of America (GAAP) and the fourth year that the City has submitted a Comprehensive Annual Financial Report (CAFR) to the Government Finance Officers Association for their Certificate of Achievement Program.

For the Future:

The City is undertaking a major road improvement project to widen Diley Road from a two-lane to a five-lane profile. This major connector between State Route 256 and State Route 33 will open a corridor to promote more development of office and retail uses along the northern and southern portions of Diley Road. This project is being completed in phases, with the first, second, and third phases completed as of December 31, 2006. The final phase started in 2007 and is being partially financed with an approximately \$11,000,000 federal highway grant. The final phase is estimated to be complete by December 31, 2009.

There are some major capital improvements occurring in the utilities area. The City hired DLZ engineering firm in 2007 to design the 3.2 MG sewer treatment plant expansion. URS Corporation is currently working on the design for the future one million gallon water tower.

The City has completed or is in the process of completing two projects that were identified in the Growth Management Strategy and Assessment Plan adopted in 2005. City Council adopted Nonresidential Design Guidelines to maintain and enhance a quality community image and promote orderly and sustainable growth. In addition, the City has retained a consultant to prepare a plan for the Diley Road corridor to capture economic development opportunities that the new five lane road should yield. Furthermore, in the past few years the City has adopted impact fees, residential design standards and a Parks and Recreation Facilities Master Plan per the Growth Management Plan and Assessment Plan.

The City is facing the same residential development slow down that has affected the Central Ohio area and most parts of the country. Through mid May of 2008, 21 new home permits were issued in comparison to 53 new home permits issued during the same period in 2007. In total, 130 new home permits were issued during 2007. As of December 2007, there were 1,022 vacant platted lots for single family homes and 390 condo units available to be built in the City. It is estimated that there are 1,200 acres of vacant residential land and 375 acres of vacant commercial land available for development. Despite the slow down in residential development, commercial enterprise area development is proceeding at a fast pace.

Commercial development activity is vibrant despite the current lull in the national economy. Below are developments that have completed construction, developments that are under construction, and developments that have been approved or are in the process of being reviewed by the Planning and Zoning Commission with anticipated construction in the near future. The following projects are commencing in 2008:

Developments That Have Completed Construction in 2008

Development	Square Feet	Estimated Value
Sonic	3,400	\$1,100,000

Developments That Are Under Construction in 2008

Development	Square Feet	Estimated Value
Lifestyle Fitness	32,233	\$1,000,000
Sycamore Creek Elementary School	83,020	10,500,000
Orthopedic Laser Technology	2,200	175,000
	<u>117,453</u>	<u>\$11,675,000</u>

**Developments Approved or Being Reviewed by the Planning and Zoning Commission
with Anticipated Construction in the Near Future**

Development	Square Feet	Estimated Value
Offices at Stonecreek (5 buildings)	40,000	\$4,000,000
Windmill Square Office Buildings (2 buildings)	16,532	1,700,000
Luse Office Buildings (9 buildings)	48,951	1,350,000
Pickerington Assisted Living Facility	72,055	10,808,250
Urban Active/ Hill Road Plaza Redevelopment	69,313	8,320,000
Walgreens	14,490	1,150,000
Primrose School	11,660	1,750,000
Strike Center Entertainment Center	28,910	3,470,000
Pickerington Family Entertainment Center	28,610	3,400,000
Diley Town Center	50,308	6,040,000
Violet Township Service Building	11,595	2,500,000
Anchor State Route 204 Business Park	28,700	3,444,000
Shoppes of Yarmouth	38,100	4,572,000
Hunters Run Phase V	34,840	4,100,000
Value Place Hotel	45,052	6,757,000
	<u>539,116</u>	<u>\$63,361,250</u>

While commercial development in the City of Pickerington continues to outpace activity in other area cities, the main concern is the rising cost of providing critical City services to our citizens. The cost of fuel, road salt, vehicles and other supplies and materials is increasing faster than revenues. This fact, coupled with State-mandated collective bargaining which adds to the labor and health care costs, has lead City Council to undertake a comprehensive review of all aspects of the General Fund budget. A study is currently being conducted by two subcommittees of the Finance Committee of Council focusing both on expenses and income sources.

As a result, the Finance Committee recently recommended placing a 1 percent income tax increase on the ballot in November 2008, coupled with an increase in the credit for taxes paid to another City. The plan would be to use most of the new revenue to maintain our current level of police services, restore a modest level of funding for street repaving, and to reduce the existing debt. In turn, consideration is being given to contracting for some City services to reduce cost and trim expenses. Currently there is a freeze on filling non-essential positions. The City's goal in order to remain competitive in the future is to continue to focus on the development process and to complete all projects in a timely manner. It should be noted that the main reason that the City's tax rate has not increased for over thirty years from the original 1 percent is because the City has been successful as a community in adding to our commercial tax base.

During 2006, the City created a citizen task force committee, a Utility Fees Review Committee, and recommended a 13 percent increase in water rates and a 19 percent increase in sewer rates for 5 years in order to allow the two systems to be self-sufficient. This increase will enable the refinancing of current debt from bond anticipation notes to bonds for substantial interest savings. 2007 was the second year of this increase. The committee will continue to meet in the future to evaluate the costs of operation and the utility rate structure of the stormwater utility. The Utility Fees Review Committee, along with the existing Planning and Zoning Commission, Board of Zoning Appeals, Parks Board, Tax Appeals and Tree Commission, and appointed citizens, will give residents a chance for input and involvement in the various aspects of city government.

In 2007, the City and Canal Winchester utilities met to work out a method of billing City residents who are on the City water system but use the Canal Winchester sewer system. As a result of these negotiations, the City will bill for both water and sewer and pay Canal Winchester for the sewer charges. In turn, the City will receive a one time \$21,000 fee and be able to keep all penalties and any collections of revenue from the difference between the City's sewer rates and Canal Winchester's sewer rates.

The City entered into negotiations at the end of 2007 to acquire park land and a swimming pool from private owners. Park impact fees will be utilized for this project.

The City, Violet Township, Bloom Township, Canal Winchester and Lancaster have joined into a memorandum of understanding to be able to take advantage of possible future economic growth opportunities along the Route 33 Corridor. The overall plan is for the five entities to develop a single Master Economic Agreement that will be the guiding document to use for each joint economic development district. This will allow the City to take advantage of economic growth outside its boundaries and also will benefit the taxpayers and the school district.

Long-term Financial Planning

The City's Debt Policy, adopted in 2005, has provided a tool for the City to better manage the issuance of debt, to secure support services for debt issuance, and to further set guidelines for selecting professional service vendors on a competitive basis. The first phase of this planning was accomplished in the spring of 2006 with the consolidation of the City's outstanding bond anticipation notes issued for a common maturity date. The City advertises its note sales over the internet through I-Deal which offers a more wide range market. In 2007, the City maintained the MG1 note issue rating, the highest rate for bond anticipation notes. The City continues to maintain an A-1 overall credit rating. The immediate goal will be converting the utility system bond anticipation note issues into long-term revenue bonds, which should be feasible in early 2009. Depending on the interest rates, possibly the Police Station lease may be converted into a fixed rate bond issue or the larger of several street related note issues will be refinanced as a bond issue instead of bond anticipation notes at their time of renewal. This will allow for additional debt capacity for street improvement projects.

Each year the City adopts a Five Year Capital Improvement Plan with appropriate updates of pending capital projects by department, year of desired commencement of the project and funding sources, including grants, and developer contributions to projects. This is a work-in-progress and an excellent planning tool for budgeting purposes.

Cash Management Policies and Practice

Cash management is a vital component of the City's overall financial strategy. Cash temporarily idle during the year was invested in U.S. Treasury Notes, certificates of deposit, bankers' acceptance notes, pools managed by the State of Ohio and securities issued by governmental agencies, including Federal Home Loan Mortgage Corporation, Federal National Mortgage Association, and Federal Farm Credits. The yields on the portfolio at December 31, 2007, ranged from 4.26 percent to 5.41 percent with the average for the entire portfolio including interest earned on the City's checking account being 4.74 percent, which represents a 10 percent decrease in average investment rates over 2006.

Investment income amounted to \$724,193, a 13 percent increase over 2006 due to higher interest yield. In anticipation of the decline in market interest rates, the policy has been to invest in one to two year term securities to shield against future decreases in rates. In accordance with the City of Pickerington's investment policy, the portfolio continues to be diversified utilizing investments in bankers' acceptances, certificates of deposit and various federal agencies. In addition maturities have been selected to maintain a laddered portfolio structure. All deposits are covered by the federal depository insurance or pooled collateral with a market value equal to at least 105 percent of deposits. Interest earnings are allocated to funds based on the requirements of the Ohio Constitution and State statutes and City ordinances.

The City adopted an Investment Policy as per the Ohio Revised Code that sets guidelines and limits the type of investments the City may utilize and reinforces the State ethics code in investing procedures.

Risk Management

In July 2001, the City established membership in the Central Ohio Risk Management Association (CORMA) self-insurance pool for property and general liability, automobile liability, boiler and machinery liability, law enforcement liability, and public official's liability coverage. Membership in the Pool, which includes three other cities, enables the City to have more control over claims and still realize any savings from the insurance pool. The City has purchased general and professional liability insurance through CORMA, which for the total group covers up to \$10,000,000 with a \$100,000 deductible. The City also purchases fidelity bond insurance coverage for its employees through CORMA and also has separate bonding requirements for key employees: Mayor, President ProTempore of Council, City Manager, Finance Director, Deputy Finance Director, Tax Department employees, Park Director and Administrative Clerk, Utility Billing Department personnel and Mayor's Court Clerk.

In January 2007, the City contracted with Medical Mutual of Ohio for medical and prescription drug coverage at a projected estimated annual savings of \$100,000. Employees for the first time have had two plans from which to select, offering them cost savings for their share of the insurance cost. In addition to the medical insurance, the City contracts privately with Delta Dental for dental insurance, Vision Service Plan for vision insurance, and Jefferson Pilot for life insurance.

In December of 2007, the Council voted to offer a third option for health care coverage for the employees. This option was a Health Savings Plan with Medical Mutual with a \$1,500 deductible for single and \$3,000 for family. This City would fund the employee accounts at the full amount of the deductibles. Sixty-three percent of the employees eligible for insurance opted for this plan. The premium savings costs for the Health Savings Plan combined with the employees opting out of the insurance program because of the \$3,000 incentive for not subscribing to the City's health care insurance, will save the City nearly \$150,000 in 2008.

Pension and Other Post-Employment Benefits

All non-uniformed full-time and part-time (general) City employees participate in a cost sharing multiple employer Ohio Public Employee Retirement System (OPERS). Police officers participate in the Police and Firemen's Disability and Pension fund (PFDPF). The City provides post retirement health care benefits through the City's pension contributions to OPERS and Police and Firemen's Disability and Pension Fund of Ohio (PFDPF).

Additional information on the City's pension arrangements and post-employment benefits can be found in Notes 11 and 12 in the notes to the basic financial statements.

Awards and Acknowledgements

The Finance Director received the Mary Taylor, CPA Auditor of State's Award "Making Your Tax Dollars Count" for outstanding commitment to the highest standards of financial reporting for the years 2005 and 2006 because of the filing of the Comprehensive Annual Financial Report (CAFR) and having no audit citations.

The Government Finance Officers Association of the United States and Canada (GFOA) awarded a Certificate of Achievement for Excellence in Financial Reporting to the City of Pickerington for its comprehensive annual financial report for the year ended December 31, 2006. In order to be awarded a Certificate of Achievement, a government must publish an easily readable and efficiently organized comprehensive annual financial report. This report must satisfy both generally accepted accounting principles and applicable legal requirements.

A Certificate of Achievement is valid for a period of one year only. We believe that our current comprehensive annual financial report continues to meet the Certificate of Achievement Program's requirements and we are submitting it to the GFOA to determine its eligibility for another certificate.


Tree City USA – The City received its fourteenth Tree City USA Award for the year ended December 31, 2007. This prestigious award recognized the City for its annual program of planting new trees and maintaining and removing old trees.

The preparation of this comprehensive annual report was made possible by the dedicated service of the executive staff and department heads of the City Manager. We would like to express our appreciation to all staff members who have contributed or assisted in its preparation.

Respectfully submitted,



Linda A. Fersch
Finance Director



Tim Hansley
Interim City Manager

**City of Pickerington, Ohio
List of City Officials
December 31, 2007**

City Council

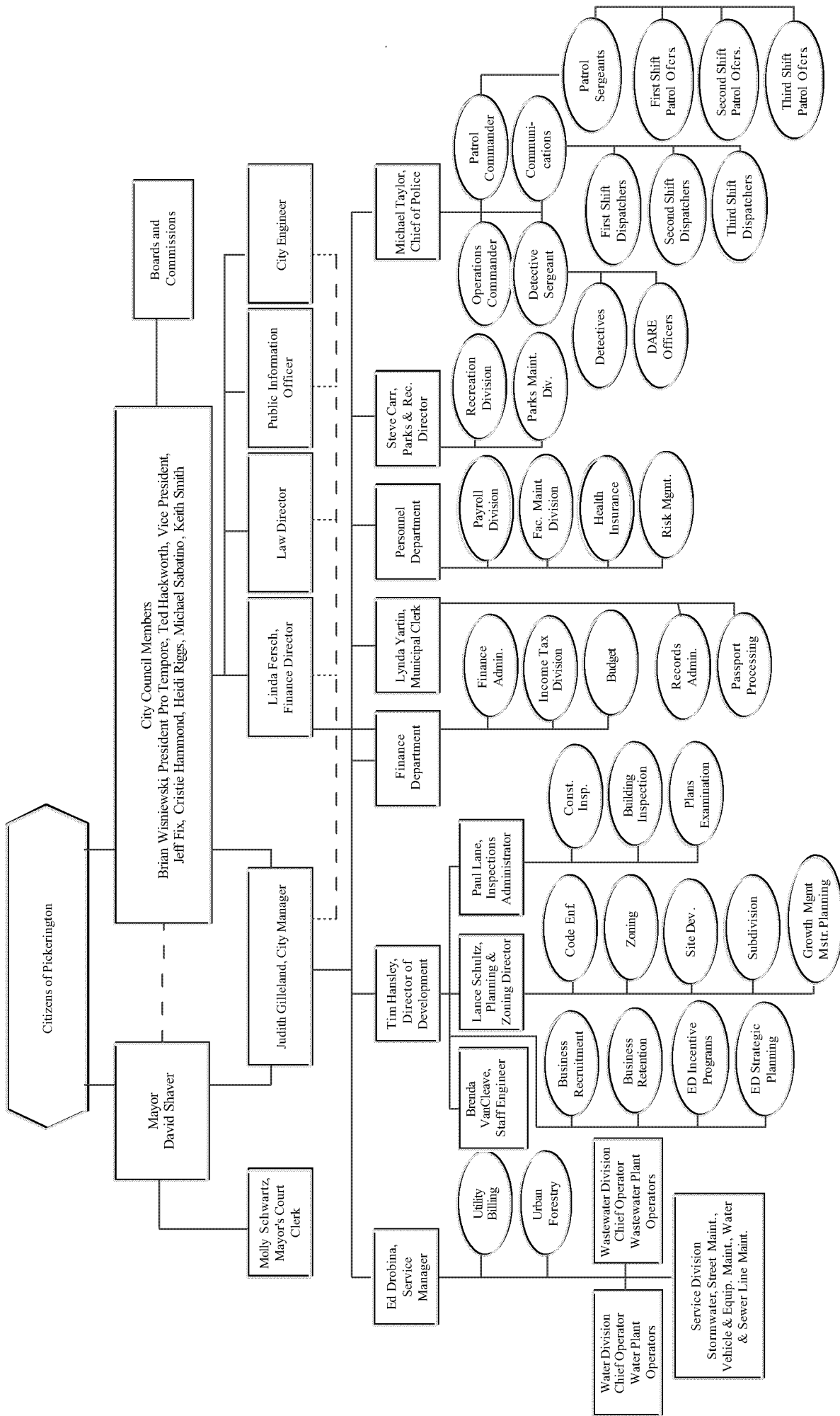
Mayor	David B. Shaver
President Pro Tempore	Brian S. Wisniewski
Vice President Pro Tempore	Ted L. Hackworth
Council Member	Jeffrey M. Fix
Council Member	Cristie A. Hammond
Council Member	Heidi Riggs
Council Member	Michael L. Sabatino
Council Member	R. Keith Smith

Appointed Officials

City Manager	Judith A. Gilleland
Law Director	Schottenstein, Zox & Dunn, LPA
Finance Director	Linda A. Fersch
Engineer	W. E. Stilson Consulting Group, LLC

Executive Staff

Deputy Finance Director	Christopher P. Schornack
Development Director	Timothy C. Hansley
Income Tax Administrator	Janice M. Eichner
Mayor's Court Clerk	Molly J. Schwartz
Municipal Clerk	Lynda D. Yartin
Parks and Recreation Director	Stephen A. Carr
Personnel Director	Linda A. Fersch
Planning and Zoning Director	Lance A. Schultz
Police Chief	Michael D. Taylor
Service Manager	Edward J. Drobina



Certificate of Achievement for Excellence in Financial Reporting

Presented to

City of Pickerington
Ohio

For its Comprehensive Annual
Financial Report
for the Fiscal Year Ended
December 31, 2006

A Certificate of Achievement for Excellence in Financial Reporting is presented by the Government Finance Officers Association of the United States and Canada to government units and public employee retirement systems whose comprehensive annual financial reports (CAFRs) achieve the highest standards in government accounting and financial reporting.



Oliver S. Cox

President

Jeffrey R. Emer

Executive Director

This page intentionally left blank

Financial Section

This Page is Intentionally Left Blank.



INDEPENDENT AUDITORS' REPORT

City of Pickerington
Fairfield County
100 Lockville Road
Pickerington, Ohio 43147

To the City Council:

We have audited the accompanying financial statements of the governmental activities, the business-type activities, each major fund, and the aggregate remaining fund information of City of Pickerington, Fairfield County, Ohio (the City), as of and for the year ended December 31, 2007, which collectively comprise the City's basic financial statements as listed in the table of contents. These financial statements are the responsibility of the City's management. Our responsibility is to express opinions on these financial statements based on our audit.

We conducted our audit in accordance with auditing standards generally accepted in the United States of America and the standards applicable to financial audits contained in the Comptroller General of the United States' *Government Auditing Standards*. Those standards require that we plan and perform the audit to reasonably assure whether the financial statements are free of material misstatement. An audit includes examining, on a test basis, evidence supporting the amounts and disclosures in the financial statements. An audit also includes assessing the accounting principles used and significant estimates made by management, as well as evaluating the overall financial statement presentation. We believe our audit provides a reasonable basis for our opinions.

In our opinion, the financial statements referred to above present fairly, in all material respects, the respective financial position of the governmental activities, the business-type activities, each major fund, and the aggregate remaining fund information of City of Pickerington, Fairfield County, Ohio, as of December 31, 2007, and the respective changes in financial position and where applicable, cash flows, thereof and the respective budgetary comparisons for the General and Police funds for the year then ended in conformity with accounting principles generally accepted in the United States of America.

In accordance with *Government Auditing Standards*, we have also issued our report dated June 26, 2008, on our consideration of the City's internal control over financial reporting and our tests of its compliance with certain provisions of laws, regulations, contracts and grant agreements and other matters. While we did not opine on the internal control over financial reporting or on compliance, that report describes the scope of our testing of internal control over financial reporting and compliance and the results of that testing. That report is an integral part of an audit performed in accordance with *Government Auditing Standards*. You should read it in conjunction with this report in assessing the results of our audit.

Wilson, Shannon & Snow, Inc.

CERTIFIED PUBLIC ACCOUNTANTS
Ten West Locust Street
Newark, Ohio 43055
(740) 345-6611
1-800-523-6611
FAX (740) 345-5635

City of Pickerington
Fairfield County
Independent Auditors' Report

Management's Discussion & Analysis is not a required part of the basic financial statements but is supplementary information accounting principles generally accepted in the United States of America requires. We have applied certain limited procedures, consisting principally of inquiries of management regarding the methods of measuring and presenting the required supplementary information. However, we did not audit the information and express no opinion on it.

We conducted our audit to opine on the financial statements that collectively comprise the City's basic financial statements. The introductory section, combining nonmajor fund statements and schedules and statistical tables provide additional information and are not a required part of the basic financial statements. The Federal Awards Expenditure Schedule is required by U.S. Office of Management and Budget Circular A-133, *Audits of States, Local Governments, and Non-Profit Organizations*, and is also not a required part of the basic financial statements. We subjected the combining nonmajor fund statements and schedules and the Federal Awards Expenditure Schedule to the auditing procedures applied in the audit of the basic financial statements. In our opinion, this information is fairly stated in all material respects in relation to the basic financial statements taken as a whole. We did not subject the introductory section and statistical tables to the auditing procedures applied in the audit of the basic financial statements, and accordingly, we express no opinion on them.

Wilson, Shuman & Snow, Inc.

Newark, Ohio
June 26, 2008

City of Pickerington, Ohio
Management's Discussion and Analysis
For the Year Ended December 31, 2007
Unaudited

The discussion and analysis of the City of Pickerington's (the City) financial performance provides an overall review of the City's financial activities for the year ended December 31, 2007. The intent of this discussion and analysis is to look at the City's financial performance as a whole; readers should also review the transmittal letter, the basic financial statements, and the notes to the basic financial statements to enhance their understanding of the City's financial performance.

Financial Highlights

Key financial highlights for 2007 are as follows:

- The City's total net assets decreased by \$367,898, from the total net assets at the beginning of the year 2007.
- At the end of the current year, the City's governmental activities reported total net assets of \$35,207,352, a decrease of \$1,009,724 from the prior year.
- At the end of the current year, unreserved fund balance for the General Fund was \$1,557,556, which represents a 31 percent decrease from the prior year, and represents 42 percent of total General Fund expenditures.

Using this Annual Financial Report

This annual report consists of a series of financial statements and notes to those statements. These statements are organized so the reader can understand the City as a financial whole or as an entire operating entity. The statements then proceed to provide an increasingly detailed look at specific financial activities and conditions.

The Statement of Net Assets and Statement of Activities provide information about the activities of the whole City, presenting both an aggregate view of the City's finances and a longer-term view of those finances. Fund financial statements provide the next level of detail. For governmental funds, these statements tell how services were financed in the short-term as well as what remains for future spending. The fund financial statements look at the City's most significant funds with all other nonmajor funds presented in total in one column.

Reporting the City as a Whole

Statement of Net Assets and Statement of Activities

While this document contains information about the funds used by the City to provide services to our citizens, the view of the City as a whole looks at all financial transactions and asks the question, "How did we do financially during fiscal year 2007?" The Statement of Net Assets and the Statement of Activities answer this question. These statements include all assets and liabilities using the accrual basis of accounting similar to the accounting used by most private sector companies. This basis of accounting takes into account all of the current year's revenues and expenses regardless of when cash is received or paid.

City of Pickerington, Ohio
Management's Discussion and Analysis
For the Year Ended December 31, 2007
Unaudited

These two statements report the City's net assets and changes in those assets. This change in net assets is important because it tells the reader whether, for the City as a whole, the financial position of the City has improved or diminished. However, in evaluating the overall position of the City, nonfinancial information such as the condition of City capital assets will also need to be evaluated.

In the Statement of Net Assets and the Statement of Activities, the City is divided into two kinds of activities:

Governmental Activities – Most of the City's services are reported here including police, administration, and all departments with the exception of our Water, Sewer, and Stormwater Funds.

Business-Type Activities – Water and sewer services have charges based upon the amount of usage. The City charges fees to recoup the cost of the entire operations of our Water and Sewer Treatment Plants as well as all capital assets associated with the services. The City also charges fees for stormwater services based upon set rates.

Reporting the City's Most Significant Funds

Fund Financial Statements

The fund financial statements provide more detailed information about the City's most significant funds – not the City as a whole. A fund is a grouping of related accounts that is used to maintain control over resources that have been segregated for specific activities or objectives. The City, like other state and local governments, uses fund accounting to ensure and demonstrate compliance with finance-related legal requirements. All of the funds of the City can be divided into three categories: governmental funds, proprietary funds, and fiduciary funds. Fund financial reports provide detailed information about the City's major funds. Based on the restriction on the use of monies, the City has established many funds that account for the multitude of services provided to its residents. However, these fund financial statements focus on the City's most significant funds. The City's major and discretionary major governmental funds are the General Fund, Police Special Revenue Fund, Debt Service Fund, Tax Increment Financing Agreement Windmill/ Diley Construction Capital Projects Fund, and the Diley Road Improvement Capital Projects Fund.

Governmental Funds Governmental Funds are used to account for essentially the same functions reported as governmental activities in the government-wide financial statements. However, unlike the government-wide financial statements, governmental fund financial statements focus on current sources and uses of spendable resources, as well as balances of spendable resources available at the end of the year. Such information may be useful in evaluating the City's near-term financing requirements.

Because the focus of governmental funds is narrower than the government-wide financial statements, it is useful to compare the information presented for governmental funds with similar information presented for governmental activities in the government-wide financial statements. By doing so, the reader may better understand the long-term impact of the City's near-term financial decisions. Both the governmental fund balance sheet and the governmental fund statement of revenues, expenditures, and changes in fund balances provide a reconciliation to facilitate this comparison between governmental funds and governmental activities.

City of Pickerington, Ohio
Management's Discussion and Analysis
For the Year Ended December 31, 2007
Unaudited

The City maintains a number of individual governmental funds. Information for the major funds, identified earlier, is presented separately in the governmental fund balance sheet and in the governmental statement of revenues, expenditures, and changes in fund balances. Data from the other governmental funds are combined into a single aggregated presentation. Individual fund data for each of these nonmajor governmental funds is provided in the form of combining statements elsewhere in this report. The individual governmental fund financial statements can be found on pages 76 through 121 of this report.

Proprietary Funds The City uses enterprise funds to account for its water, sewer, and stormwater operations. For water and sewer operations, the City charges a fee to customers, based upon the amount of usage, to recover the costs of the services provided, and to cover the capital assets associated with the services. For stormwater operations, the City charges a flat monthly fee.

Fiduciary Fund The City accounts for resources held for the benefit of parties outside the government as a fiduciary fund. This fund is not reflected in the government-wide financial statements because the resources of this fund are not available to support the City's own programs. The City uses accrual accounting for fiduciary funds, much like that of the proprietary funds.

The City as a Whole

Recall that the Statement of Net Assets looks at the City as a whole. Table I provides a summary of the City's net assets for 2007 compared to 2006.

Table I
Net Assets

	<u>Governmental Activities</u>		<u>Business-Type Activities</u>		<u>Total</u>	
	2007	2006	2007	2006	2007	2006
Assets						
Current and Other Assets	\$10,130,620	\$10,228,517	\$6,873,468	\$6,757,871	\$17,004,088	\$16,986,388
Capital Assets, Net	45,558,867	45,776,445	42,998,631	42,665,355	88,557,498	88,441,800
<i>Total Assets</i>	<u>55,689,487</u>	<u>56,004,962</u>	<u>49,872,099</u>	<u>49,423,226</u>	<u>105,561,586</u>	<u>105,428,188</u>
Liabilities						
Current and Other Liabilities	6,524,196	6,747,359	1,194,251	1,133,589	7,718,447	7,880,948
Long-term Liabilities	13,957,939	13,040,527	10,319,695	10,573,310	24,277,634	23,613,837
<i>Total Liabilities</i>	<u>20,482,135</u>	<u>19,787,886</u>	<u>11,513,946</u>	<u>11,706,899</u>	<u>31,996,081</u>	<u>31,494,785</u>
Net Assets						
Invested in Capital Assets, Net of Related Debt	28,744,812	29,992,870	32,707,886	32,033,382	61,452,698	62,026,252
Restricted	4,460,749	3,432,774	0	0	4,460,749	3,432,774
Unrestricted	2,001,791	2,791,432	5,650,267	5,682,945	7,652,058	8,474,377
<i>Total Net Assets</i>	<u>\$35,207,352</u>	<u>\$36,217,076</u>	<u>\$38,358,153</u>	<u>\$37,716,327</u>	<u>\$73,565,505</u>	<u>\$73,933,403</u>

City of Pickerington, Ohio
Management's Discussion and Analysis
For the Year Ended December 31, 2007
Unaudited

Total assets increased \$133,398. The majority of the increase is due to an increase in property taxes receivable in the amount of \$107,840 and payment in lieu of taxes receivable in the amount of \$217,681. During 2007, the City underwent a six year reappraisal and developers constructed over 277,931 square feet in additional nonresidential development which resulted in an increase in the assessed value of real property in the amount of \$29,216,920.

Total governmental activities liabilities increased \$694,249. The majority of the increase is due to an increase in long-term liabilities in the amount of \$917,412. During 2007, the City drew down \$1,199,984 in loan proceeds from the Ohio Department of Transportation for a State Infrastructure Bank Loan for the purpose of financing the Diley Road Widening and Realignment Project. The increase in long-term liabilities is offset by a decrease in current liabilities in the amount of \$223,163. This decrease is mainly due to a decrease in bond and revenue anticipation notes payable for governmental activities in the amount of \$323,750. During 2007, the City retired \$225,000 in governmental bond anticipation notes and issued \$200,000 in bond anticipation notes resulting in a \$25,000 decrease in outstanding bond anticipation notes. In addition, the City retired \$3,555,500 in governmental revenue anticipation notes and issued \$3,256,750 in revenue anticipation notes, resulting in a decrease of \$298,750 in revenue anticipation notes. The decrease in notes payable is offset by an increase in intergovernmental payable in the amount of \$135,025. The increase in intergovernmental payable is due to a tax abatement refund to the Fairfield County Treasurer for Kohl's Department Stores in the amount of \$62,044 due to a board of revision appeal in 2007 on the appraised value of the property. In addition, the employer's contribution rate for accrued retirement increased from 13.85 percent to 14 percent. This rate increase resulted in an increase in accrued retirement in the amount of \$42,680.

Total business-type activities liabilities decreased \$192,953. This decrease is primarily due a decrease in long-term liabilities in the amount of \$253,615. During 2007, the City made principal payments in the amount of \$340,000 on outstanding general obligation bonds. This decrease in long-term liabilities is offset by a slight increase in notes payable. During 2007, the City retired \$100,000 in business-type revenue anticipation notes, \$437,500 business-type bond anticipation notes, and issued \$612,500 in business-type bond anticipation notes. The City retired \$2,700,000 in business-type revenue anticipation notes, \$2,287,500 in business-type bond anticipation notes, and issued \$5,150,000 in business-type bond anticipation notes, resulting in an increase of \$162,500 in bond anticipation notes. During 2007, the City issued \$775,000 in bond anticipation notes for the Wastewater Plant Engineering Project.

The City continues to invest heavily in their water and sewer treatment plant facilities. In 2001, the City began the Diley Road water plant expansion which was completed by the end of 2003. Total amounts expended on this expansion were \$4,288,185.

City of Pickerington, Ohio
Management's Discussion and Analysis
For the Year Ended December 31, 2007
Unaudited

Table 2 shows the changes in net assets for 2007, compared to the changes in net assets for 2006.

Table 2
Changes in Net Assets

	Governmental Activities		Business-Type Activities		Total	
	2007	2006	2007	2006	2007	2006
Revenues						
Program Revenues						
Charges for Services	\$1,192,731	\$1,464,768	\$3,668,318	\$3,019,817	\$4,861,049	\$4,484,585
Operating Grants and Contributions	851,458	600,502	0	0	851,458	600,502
Capital Grants and Contributions	542,128	1,628,431	1,158,165	2,277,600	1,700,293	3,906,031
<i>Total Program Revenues</i>	<u>2,586,317</u>	<u>3,693,701</u>	<u>4,826,483</u>	<u>5,297,417</u>	<u>7,412,800</u>	<u>8,991,118</u>
General Revenue						
Property and Other Taxes	2,280,741	2,214,301	0	0	2,280,741	2,214,301
Income Taxes	4,156,569	4,010,850	0	0	4,156,569	4,010,850
Franchise Taxes	34,616	16,897	0	0	34,616	16,897
Grants and Entitlements	551,593	692,089	0	0	551,593	692,089
Investment Earnings	455,624	478,126	268,569	164,892	724,193	643,018
Payment in Lieu of Taxes	652,684	425,912	0	0	652,684	425,912
Impact Fees	625,041	922,709	0	0	625,041	922,709
Miscellaneous	137,500	146,869	28,546	153,811	166,046	300,680
<i>Total General Revenues</i>	<u>8,894,368</u>	<u>8,907,753</u>	<u>297,115</u>	<u>318,703</u>	<u>9,191,483</u>	<u>9,226,456</u>
<i>Total Revenues</i>	<u>11,480,685</u>	<u>12,601,454</u>	<u>5,123,598</u>	<u>5,616,120</u>	<u>16,604,283</u>	<u>18,217,574</u>
Program Expenses						
General Government	2,358,695	2,169,423	0	0	2,358,695	2,169,423
Security of Persons and Property	3,829,576	3,567,445	0	0	3,829,576	3,567,445
Transportation	3,469,100	2,611,586	0	0	3,469,100	2,611,586
Leisure Time Activities	845,507	766,520	0	0	845,507	766,520
Public Health Services	122,046	142,208	0	0	122,046	142,208
Community Environment	1,276,233	1,043,642	0	0	1,276,233	1,043,642
Interest and Fiscal Charges	589,252	606,962	0	0	589,252	606,962
Water	0	0	1,992,516	1,945,301	1,992,516	1,945,301
Sewer	0	0	2,059,272	1,968,812	2,059,272	1,968,812
Stormwater	0	0	429,984	545,446	429,984	545,446
<i>Total Program Expenses</i>	<u>12,490,409</u>	<u>10,907,786</u>	<u>4,481,772</u>	<u>4,459,559</u>	<u>16,972,181</u>	<u>15,367,345</u>
<i>Change in Net Assets</i>	(1,009,724)	1,693,668	641,826	1,156,561	(367,898)	2,850,229
Net Assets Beginning of Year	36,217,076	34,523,408	37,716,327	36,559,766	73,933,403	71,083,174
<i>Net Assets End of Year</i>	<u>\$35,207,352</u>	<u>\$36,217,076</u>	<u>\$38,358,153</u>	<u>\$37,716,327</u>	<u>\$73,565,505</u>	<u>\$73,933,403</u>

City of Pickerington, Ohio
Management's Discussion and Analysis
For the Year Ended December 31, 2007
Unaudited

Governmental Activities

Grants and contributions accounted for 12 percent of total governmental revenues. Of the 12 percent, operating grants and contributions accounted for 7 percent while capital grants and contributions accounted for 5 percent. Capital grants and contributions consist of \$459,833 in federal funds from the Ohio Department of Transportation for the Diley Road Improvement Project.

Tax revenue provided 56 percent of total governmental revenues. Of the 56 percent, 36 percent was generated from income taxes and 20 percent was generated from property and other local taxes. These revenue sources comprise the largest components of City revenues. Income taxes, property and other taxes, and grants and contributions combined together, provided 68 percent of the City's total governmental revenues.

The City received \$1,192,731, or 10 percent, of total governmental revenues, in charges for services. These direct charges to citizens include recreation fees, court fines and forfeitures, police security services, and licenses and permits.

The City's security of persons and property activities accounted for \$3,829,576, or 31 percent, of total program expenses. Transportation services utilized \$3,469,100, or 28 percent, of total program expenses.

The following table presents the total expenses and net cost of each of the City's governmental program activities. The net cost (total program activity expenses less revenues generated by the program) represents the financial burden that was placed on the City's taxpayers by each of these program activities. Costs not covered by program revenues are essentially funded with the City's general revenues, which are primarily composed of income taxes, property taxes, payment in lieu of taxes, intergovernmental revenues, and unrestricted interest earnings.

Table 3
Governmental Activities

	Total Cost of Services	Net Cost of Services	Total Cost of Services	Net Cost of Services
	2007	2007	2006	2006
General Government	\$2,358,695	\$2,326,347	\$2,169,423	\$2,124,324
Security of Persons and Property	3,829,576	3,393,246	3,567,445	3,273,227
Transportation	3,469,100	2,027,463	2,611,586	273,880
Leisure Time Activities	845,507	639,214	766,520	523,880
Public Health Services	122,046	122,046	142,208	142,208
Community Environment	1,276,233	806,524	1,043,642	269,604
Interest and Fiscal Charges	589,252	589,252	606,962	606,962
Totals	\$12,490,409	\$9,904,092	\$10,907,786	\$7,214,085

Business-Type Activities

The City's business-type activities are for water, sewer, and stormwater services. During 2007, program revenues exceeded expenses by \$344,711.

City of Pickerington, Ohio
Management's Discussion and Analysis
For the Year Ended December 31, 2007
Unaudited

The minimum water rate is \$2.41 per each thousand gallons of water used up to a maximum of 12,000 gallons plus a \$4.50 per month service charge. A water fee of \$3.70 is assessed for each thousand gallons used in excess of 12,000 gallons per month. Sewer fees are calculated on the amount of water used. The minimum sewer rate is \$15.32 per month up to 3,000 gallons of water. A sewer fee of \$5.11 is assessed for each thousand gallons of water used in excess of 3,000 per month. Stormwater fees are assessed at a flat rate of a \$1.50 per month.

The City's Funds

As noted earlier, the City uses fund accounting to ensure and demonstrate compliance with finance-related legal requirements.

Governmental Funds – The focus of the City's governmental funds is to provide information on near-term inflows, outflows, and balances of spendable resources. Such information is useful in accessing the City's financing requirements. In particular, unreserved fund balance may serve as a useful measure of the City's net resources available for spending at the end of the year.

General Fund

The General Fund is the primary operating fund of the City. At the end of 2007, unreserved fund balance was \$1,557,556, while total fund balance was \$1,647,572. As a measure of the General Fund's liquidity, it may be useful to compare both unreserved fund balance and total fund balance, to total expenditures. Unreserved fund balance represents 42 percent of total General Fund expenditures, while total fund balance represents 44 percent of General Fund expenditures.

The fund balance of the City's General Fund decreased by \$898,306 during the current year. The key factors in this decrease were a decrease in charges for services in the amount of \$178,466, a decrease in licenses and permits in the amount of \$133,690, and a decrease in intergovernmental revenue in the amount of \$252,372. The decrease in charges for services is due to a decrease in construction inspection services in the amount of \$191,272. During 2007, the City provided 3,338 residential construction inspections and 912 commercial construction inspections, a decrease from 2006 in which the City provided 5,346 residential construction inspections and 1,632 commercial inspections. The decrease in licenses and permits is due to a decrease in residential and commercial building permits. During 2007, the City issued 130 residential building permits and 102 commercial building permits, a decrease from 2006 in which the City issued 234 residential building permits and 142 commercial building permits. The decrease in intergovernmental revenues is due to a decrease in estate taxes in the amount of \$193,102.

Other Major Governmental Funds

Police Fund

The fund balance of the Police Fund at December 31, 2007 is \$156,352, a decrease of \$81,460 from the prior year. The decrease in fund balance is due mainly to a decrease in charges for services in the amount \$41,922 and intergovernmental revenue in the amount of \$28,268. The decrease in charges for services is due to the City no longer providing fire dispatching services to Violet Township in the amount of \$41,650. The decrease in intergovernmental revenue is due to the City not receiving the DARE grant during 2007.

City of Pickerington, Ohio
Management's Discussion and Analysis
For the Year Ended December 31, 2007
Unaudited

Debt Service Fund

The fund balance of the Debt Service Fund at December 31, 2007 is \$99,649, a decrease of \$19,075. During 2007, the City made principal payments in the amount of \$50,000 and \$148,000 on the Street Improvement General Obligation Bonds and the Police Facility capital lease.

Tax Increment Financing Agreement Windmill/ Diley Construction Fund

The fund balance of the Tax Increment Financing Agreement Windmill/ Diley Construction Fund at December 31, 2007 is (\$2,177,726), an increase of \$6,047 from the prior year. The increase in fund balance is primarily due to an increase in payment in lieu of taxes in the amount of \$17,708.

Diley Road Improvement Fund

The fund balance of the Diley Road Improvement Fund at December 31, 2007 is \$683,842, an increase of \$389,237 from the prior year. During 2007, the City received \$341,798 in grant monies from the Ohio Department of Transportation. At December 31, 2007, an intergovernmental receivable in the amount of \$117,755 was recorded for Ohio Department of Transportation grant monies received in March 2008 to reimburse expenditures that occurred during 2007 for the Diley Road widening project.

Proprietary Funds

The City's proprietary funds provide the same type of information found in the government-wide financial statements, but in more detail.

The City's major proprietary funds are the Water Fund, the Sewer Fund, and the Stormwater Fund. The Water Fund's net assets increased \$563,052, the Sewer Fund's net assets increased \$208,454, and the Stormwater Fund's net assets decreased \$129,680. The increases can be primarily attributed to an increase in water and sewer rates. During 2007, water rates increased 13 percent from \$2.13 per 1,000 gallons to \$2.41 per 1,000 gallons and sewer rates increased 19 percent from \$12.87 under 3,000 gallons to \$15.32 under 3,000 gallons.

Budgetary Highlights

General Fund

The City made numerous revisions to the original appropriations approved by City Council. Overall, these changes resulted in an increase in appropriations from the original budget of \$92,250. During 2007, original appropriations were increased for the following functions: general government by \$65,000 for income tax refunds, security for persons and property by \$8,000 to purchase tornado sirens, and community environment by \$7,301 to demo homes after condemnation. Actual expenditures were less than the final budgeted expenditures by \$1,085,215. This difference is mainly due to actual expenditures for building inspections being \$524,952 less than budgeted. The actual expenditures for the law director were \$125,590 less than budgeted due to less annexation during 2007. In addition, the actual expenditures for engineer services were \$64,367 less than budgeted due to the City reallocating a portion of the retainer fees to the water and sewer department based upon prior year expenses for engineer services.

City of Pickerington, Ohio
Management's Discussion and Analysis
For the Year Ended December 31, 2007
Unaudited

The City's actual revenues were greater than the final budgeted revenues by \$21,955. This increase is primarily due to an increase in investment rates for federal securities, which resulted in an increase of \$52,407 in interest revenue compared to the budgeted amount of \$227,800.

At December 31, 2007, the fund balance on a budgetary basis is \$508,795 better than initially projected in the original budget.

Capital Assets and Debt Administration

Capital Assets

At the end of fiscal year 2007, the City had \$88,557,498 invested in capital assets, net of accumulated depreciation. Table 4 shows fiscal year 2007 balances compared to 2006.

Table 4
Capital Assets at December 31, 2007 with comparative as of December 31, 2006
(Net of Depreciation)

	<u>Government Activities</u>		<u>Business-Type Activities</u>		<u>Totals</u>	
	<u>2007</u>	<u>2006</u>	<u>2007</u>	<u>2006</u>	<u>2007</u>	<u>2006</u>
Land	\$5,348,969	\$4,426,215	\$840,867	\$840,867	\$6,189,836	\$5,267,082
Construction in Progress	1,980,159	1,787,268	1,079,468	428,241	3,059,627	2,215,509
Land Improvements	784,647	854,729	17,866	19,622	802,513	874,351
Buildings	3,830,329	3,718,886	8,273,937	8,277,561	12,104,266	11,996,447
Equipment	526,059	517,873	2,338,570	2,662,596	2,864,629	3,180,469
Infrastructure	32,826,957	34,221,637	30,351,679	30,314,534	63,178,636	64,536,171
Vehicles	261,747	249,837	96,244	121,934	357,991	371,771
Totals	\$45,558,867	\$45,776,445	\$42,998,631	\$42,665,355	\$88,557,498	\$88,441,800

For additional information on capital assets, see Note 10 to the basic financial statements.

The total increase in the City's capital assets, net of accumulated depreciation, for the current year was \$115,698. As further detailed in Note 18 of the notes to the basic financial statements, the City had \$1,852,493 in major construction commitments.

City of Pickerington, Ohio
Management's Discussion and Analysis
For the Year Ended December 31, 2007
Unaudited

Debt

As of December 31, 2007 and December 31, 2006, the City had total long-term debt of \$23,600,324 and \$23,061,167, respectively, as follows:

Table 5
Outstanding Debt
As of December 31, 2007, with comparative for December 31, 2006

	Governmental Activities		Business-Type Activities		Totals	
	2007	2006	2007	2006	2007	2006
General Obligation Bonds	\$1,420,665	\$1,471,562	\$4,167,522	\$4,483,168	\$5,588,187	\$5,954,730
Bond Anticipation Notes	3,445,000	3,645,000	5,150,000	2,287,500	8,595,000	5,932,500
Revenue Notes	0	0	0	2,700,000	0	2,700,000
Long-Term Loans	4,845,664	3,645,680	0	0	4,845,664	3,645,680
Issue Two Notes	0	0	18,903	31,507	18,903	31,507
OWDA Loans	0	0	783,965	836,526	783,965	836,526
Capital Leases	3,683,568	3,825,591	85,037	134,633	3,768,605	3,960,224
Totals	\$13,394,897	\$12,587,833	\$10,205,427	\$10,473,334	\$23,600,324	\$23,061,167

During 2007, the City issued long-term bond anticipation notes in the amount of \$8,595,000 and paid off \$8,632,500 in long-term bond anticipation and revenue notes, incurred \$1,199,984 in long-term loans and paid down \$390,000 in general obligation bonds. Issue Two Notes and OWDA Loans decreased \$12,604 and \$52,561, respectively. Capital lease balances decreased \$191,619.

The City's overall legal debt margin was \$29,764,961 at December 31, 2007. For additional information on debt, see Note 16 to the basic financial statements.

Current Finance Related Activities

- The City's income tax rate of 1 percent with a ½ percent credit for tax paid to other municipalities has not increased since inception in 1976, but revenues have continued to increase each year even in times of economic downturn. This is due not only to the influx of residential and commercial development, but mandatory filing and a diligent delinquency program for strict compliance.
- The City has its own certified building department rather than having the State of Ohio conduct commercial inspections. The City's construction division, established under the building department, inspects infrastructure from new developments and the City collects charges from developers for these inspections.
- A contractor registration program was instituted in 1996 that requires all general contractors and individual trades performing work in the City to register with the City. This requirement helps as a control for income tax revenues.
- A hotel/motel tax of 3 percent was instituted in 1995. This tax generated approximately \$121,000 in revenues to the General Fund in 2007.

City of Pickerington, Ohio
Management's Discussion and Analysis
For the Year Ended December 31, 2007
Unaudited

- Monies are collected from developers for turn-lanes, traffic lights, sewer fair share, detention pond maintenance, and tree planting in subdivisions.
- Right-of-way fees were instituted in 2002 as a charge for the utility companies who use the City right-of-way for their service lines.
- Capacity fee charges for water, sewer, and stormwater increase an automatic 3 percent each year.
- Impact fees were instituted in 2005 on new residential and commercial construction in the City.

Requests for Information

This financial report is designed to provide the City's citizens, taxpayers, customers, investors, and creditors with a general overview of the City's finances and to demonstrate the City's accountability for the money it receives. If you have any questions about this report, please contact the City's Office by calling (614) 837-3974 or by writing the Finance Director at 100 Lockville Road, Pickerington, Ohio 43147.

Basic Financial Statements

City of Pickerington, Ohio

Statement of Net Assets

December 31, 2007

	Governmental Activities	Business - Type Activities	Total
Assets			
Equity in Pooled Cash and Cash Equivalents	\$4,947,006	\$6,349,612	\$11,296,618
Cash and Cash Equivalents with Escrow Agents	560,529	0	560,529
Accounts Receivable	46,750	356,460	403,210
Permissive Motor Vehicle Registration Fees Receivable	10,304	0	10,304
Accrued Interest Receivable	58,752	22,844	81,596
Intergovernmental Receivable	828,209	0	828,209
Income Taxes Receivable	529,905	0	529,905
Materials and Supplies Inventory	49,774	9,209	58,983
Prepaid Items	87,925	101,062	188,987
Property Taxes Receivable	2,328,728	0	2,328,728
Hotel and Motel Taxes Receivable	7,055	0	7,055
Payments in Lieu of Taxes Receivable	644,756	0	644,756
Internal Balances	9,000	(9,000)	0
Deferred Charges	21,927	43,281	65,208
Non-Depreciable Capital Assets	7,329,128	1,920,335	9,249,463
Depreciable Capital Assets, Net	38,229,739	41,078,296	79,308,035
<i>Total Assets</i>	<u>55,689,487</u>	<u>49,872,099</u>	<u>105,561,586</u>
Liabilities			
Accrued Wages and Benefits	167,818	40,097	207,915
Intergovernmental Payable	215,765	100,050	315,815
Accounts Payable	275,434	101,499	376,933
Contracts Payable	21,740	98,999	120,739
Retainage Payable	6,908	0	6,908
Accrued Interest Payable	206,181	231,656	437,837
Deferred Revenue	2,173,600	0	2,173,600
Notes Payable	3,456,750	612,500	4,069,250
Customer Deposits Payable	0	9,450	9,450
Long-Term Liabilities:			
Due Within One Year	683,257	500,990	1,184,247
Due In More Than One Year	13,274,682	9,818,705	23,093,387
<i>Total Liabilities</i>	<u>20,482,135</u>	<u>11,513,946</u>	<u>31,996,081</u>
Net Assets			
Invested in Capital Assets, Net of Related Debt	28,744,812	32,707,886	61,452,698
Restricted for:			
Capital Projects	3,600,987	0	3,600,987
Security of Persons and Property	1,291	0	1,291
Transportation Services	558,230	0	558,230
Other Purposes	300,241	0	300,241
Unrestricted	2,001,791	5,650,267	7,652,058
<i>Total Net Assets</i>	<u>\$35,207,352</u>	<u>\$38,358,153</u>	<u>\$73,565,505</u>

See accompanying notes to the basic financial statements

City of Pickerington, Ohio
Statement of Activities
For the Year Ended December 31, 2007

	Program Revenues			
	Expenses	Charges for Services	Operating Grants and Contributions	Capital Grants and Contributions
Governmental Activities:				
General Government	\$2,358,695	\$24,279	\$8,069	\$0
Security of Persons and Property	3,829,576	227,265	209,065	0
Transportation	3,469,100	282,605	616,904	542,128
Leisure Time Activities	845,507	188,873	17,420	0
Public Health Services	122,046	0	0	0
Community Environment	1,276,233	469,709	0	0
Interest and Fiscal Charges	589,252	0	0	0
<i>Total Governmental Activities</i>	<u>12,490,409</u>	<u>1,192,731</u>	<u>851,458</u>	<u>542,128</u>
Business-Type Activities:				
Water	1,992,516	1,717,300	0	669,874
Sewer	2,059,272	1,751,962	0	395,217
Stormwater	429,984	199,056	0	93,074
<i>Total Business-Type Activities</i>	<u>4,481,772</u>	<u>3,668,318</u>	<u>0</u>	<u>1,158,165</u>
<i>Total</i>	<u>\$16,972,181</u>	<u>\$4,861,049</u>	<u>\$851,458</u>	<u>\$1,700,293</u>

General Revenues

Property and Other Taxes Levied for General Purposes
Property Taxes Levied for Security of Persons and Property
Income Taxes Levied for General Purposes
Franchise Taxes
Grants and Entitlements not Restricted to Specific Programs
Investment Earnings
Payments in Lieu of Taxes
Impact Fees
Miscellaneous
Total General Revenues

Change in Net Assets

Net Assets Beginning of Year

Net Assets End of Year

See accompanying notes to the basic financial statements

Net (Expense) Revenue and
Change in Net Assets

Governmental Activities	Business - Type Activities	Total
(\$2,326,347)	\$0	(\$2,326,347)
(3,393,246)	0	(3,393,246)
(2,027,463)	0	(2,027,463)
(639,214)	0	(639,214)
(122,046)	0	(122,046)
(806,524)	0	(806,524)
(589,252)	0	(589,252)
(9,904,092)	0	(9,904,092)
0	394,658	394,658
0	87,907	87,907
0	(137,854)	(137,854)
0	344,711	344,711
(9,904,092)	344,711	(9,559,381)
906,955	0	906,955
1,373,786	0	1,373,786
4,156,569	0	4,156,569
34,616	0	34,616
551,593	0	551,593
455,624	268,569	724,193
652,684	0	652,684
625,041	0	625,041
137,500	28,546	166,046
8,894,368	297,115	9,191,483
(1,009,724)	641,826	(367,898)
36,217,076	37,716,327	73,933,403
\$35,207,352	\$38,358,153	\$73,565,505

City of Pickerington, Ohio

Balance Sheet
Governmental Funds
December 31, 2007

	General	Police	Debt Service	Tax Increment Financing Agreement Windmillier/ Diley Construction	Diley Road Improvement	Other Governmental Funds	Total Governmental Funds
Assets							
Equity in Pooled Cash and Cash Equivalents	\$1,455,533	\$295,594	\$99,649	\$65,748	\$147,309	\$2,863,666	\$4,927,499
Cash and Cash Equivalents with Escrow Agents	0	0	0	0	560,529	0	560,529
Receivables:							
Permissive Motor Vehicle Registration Fees	0	0	0	0	0	10,304	10,304
Property Taxes	884,549	1,444,179	0	0	0	0	2,328,728
Income Taxes	529,905	0	0	0	0	0	529,905
Hotel and Motel Taxes	7,055	0	0	0	0	0	7,055
Payments in Lieu of Taxes	0	0	0	294,014	0	350,742	644,756
Accounts	46,290	136	0	0	0	324	46,750
Accrued Interest	58,752	0	0	0	0	0	58,752
Intergovernmental	317,173	98,157	0	0	117,755	295,124	828,209
Interfund	569,529	0	0	0	0	0	569,529
Materials and Supplies Inventory	5,919	6,021	0	0	0	37,834	49,774
Prepaid Items	32,433	28,065	0	0	0	27,427	87,925
Restricted Assets:							
Equity in Pooled Cash and Cash Equivalents	3,575	0	0	0	0	0	3,575
Total Assets	\$3,910,713	\$1,872,152	\$99,649	\$359,762	\$825,593	\$3,585,421	\$10,653,290
Liabilities and Fund Balances							
Liabilities							
Accounts Payable	\$186,131	\$13,790	\$0	\$0	\$18,996	\$44,153	\$263,070
Contracts Payable	15,949	0	0	0	0	5,791	21,740
Accrued Wages and Benefits	49,136	99,030	0	0	0	19,652	167,818
Retainage Payable	0	0	0	0	0	6,908	6,908
Intergovernmental Payable	40,454	60,644	0	13,391	5,000	96,276	215,765
Accrued Interest Payable	902	0	0	30,083	0	20,764	51,749
Interfund Payable	0	0	0	0	560,529	0	560,529
Notes Payable	25,000	0	0	2,200,000	0	1,231,750	3,456,750
Deferred Revenue	1,385,040	1,542,336	0	294,014	117,755	549,664	3,888,809
Total Liabilities	1,702,612	1,715,800	0	2,537,488	702,280	1,974,958	8,633,138
Fund Balances							
Reserved for Encumbrances	86,441	34,696	0	0	0	316,395	437,532
Reserved for Unclaimed Monies	3,575	0	0	0	0	0	3,575
Unreserved (Deficit):							
Undesignated, Reported in:							
General Fund	2,118,085	0	0	0	0	0	2,118,085
Special Revenue Funds	0	121,656	0	0	0	674,816	796,472
Debt Service Funds	0	0	99,649	0	0	0	99,649
Capital Projects Funds	0	0	0	(2,177,726)	123,313	619,252	(1,435,161)
Total Fund Balances (Deficits)	2,208,101	156,352	99,649	(2,177,726)	123,313	1,610,463	2,020,152
Total Liabilities and Fund Balances	\$3,910,713	\$1,872,152	\$99,649	\$359,762	\$825,593	\$3,585,421	\$10,653,290

See accompanying notes to the basic financial statements

City of Pickerington, Ohio
 Reconciliation of Total Governmental Fund Balances to
 Net Assets of Governmental Activities
 December 31, 2007

Total Governmental Fund Balances		\$2,020,152
 <i>Amounts reported for governmental activities in the statement of net assets are different because:</i>		
Capital Assets used in governmental activities are not financial resources and therefore are not reported in the funds.		45,558,867
Other long-term assets are not available to pay for current-period expenditures and therefore are deferred in the funds:		
Property and Other Local Taxes	155,128	
Income Taxes	220,437	
Payment in Lieu of Taxes	644,756	
Intergovernmental	658,835	
Charges for Services	7,345	
Interest	28,708	
Total	1,715,209	1,715,209
An internal service fund is used by management to charge the costs of vehicle maintenance to individual funds. The assets and liabilities of the internal service fund are included in governmental activities in the statement of net assets.		3,568
Unamortized issuance costs are reported as deferred charges on the Statement of Net Assets but as an expenditure on the fund financial statements which do not provide current financial resources and, therefore, are not reported in the funds.		21,927
Long-term liabilities and accrued interest are not due and payable in the current period and therefore are not reported in the funds:		
General Obligation Bonds	(1,420,665)	
Compensated Absences	(563,042)	
Accrued Interest Payable	(154,432)	
Long - Term Loan Payable	(4,845,664)	
Long-Term Notes Payable	(3,445,000)	
Capital Leases	(3,683,568)	
Total	(14,112,371)	(14,112,371)
 Net Assets of Governmental Activities		 \$35,207,352

See accompanying notes to the basic financial statements

City of Pickerington, Ohio
Statement of Revenues, Expenditures, and Changes in Fund Balances
Governmental Funds
For the Year Ended December 31, 2007

	General	Police	Debt Service	Tax Increment Financing Agreement Windmill/ Diley Construction	Diley Road Improvement	Other Governmental Funds	Total Governmental Funds
Revenues							
Property Taxes	\$899,704	\$1,378,078	\$0	\$0	\$0	\$0	\$2,277,782
Hotel and Motel Taxes	7,055	0	0	0	0	0	7,055
Permissive Motor Vehicle Registration Fees	0	0	0	0	0	179,605	179,605
Municipal Income Taxes	4,111,715	0	0	0	0	0	4,111,715
Charges for Services	131,950	88,900	0	0	0	246,323	467,173
Licenses and Permits	346,069	0	0	0	0	45,550	391,619
Impact Fees	0	0	0	0	0	625,041	625,041
Fines and Forfeitures	137,017	0	0	0	0	12,022	149,039
Intergovernmental	470,609	156,370	0	0	341,798	621,731	1,590,508
Interest	312,201	0	30,781	846	860	130,271	474,959
Payments in Lieu of Taxes	0	0	1,124	124,166	0	309,713	435,003
Rent	750	0	0	0	0	0	750
Contributions and Donations	8,069	528	0	0	0	99,995	108,592
Other	88,235	65,244	0	0	335	18,083	171,897
<i>Total Revenues</i>	<u>6,513,374</u>	<u>1,689,120</u>	<u>31,905</u>	<u>125,012</u>	<u>342,993</u>	<u>2,288,334</u>	<u>10,990,738</u>
Expenditures							
Current:							
General Government	2,220,808	0	0	0	0	18,555	2,239,363
Security of Persons and Property	80,480	3,607,940	0	0	0	35,118	3,723,538
Transportation	0	0	0	0	0	912,332	912,332
Leisure Time Activities	44,461	0	0	0	0	757,691	802,152
Public Health Services	122,046	0	0	0	0	0	122,046
Community Environment	1,223,401	0	0	0	0	0	1,223,401
Capital Outlay	11,837	10,828	0	17,259	1,980,391	646,342	2,666,657
Debt Service:							
Current Refunding Principal Retirement	0	0	200,000	0	0	0	200,000
Principal Retirement	6,845	459	198,000	0	0	9,384	214,688
Interest and Fiscal Charges	3,470	181	463,080	101,706	0	53,071	621,508
<i>Total Expenditures</i>	<u>3,713,348</u>	<u>3,619,408</u>	<u>861,080</u>	<u>118,965</u>	<u>1,980,391</u>	<u>2,432,493</u>	<u>12,725,685</u>
<i>Excess of Revenues Over (Under) Expenditures</i>	<u>2,800,026</u>	<u>(1,930,288)</u>	<u>(829,175)</u>	<u>6,047</u>	<u>(1,637,398)</u>	<u>(144,159)</u>	<u>(1,734,947)</u>
Other Financing Sources (Uses):							
Proceeds from the Sale of Capital Assets	121,331	0	0	0	0	2,753	124,084
Inception of a Capital Lease	11,837	10,828	0	0	0	0	22,665
Notes Issued	0	0	3,445,000	0	0	0	3,445,000
Loans Issued	0	0	0	0	1,199,984	0	1,199,984
Current Refunding of Bond Anticipation Note	0	0	(3,445,000)	0	0	0	(3,445,000)
Transfers In	0	1,838,000	810,100	0	266,122	835,074	3,749,296
Transfers Out	(3,270,971)	0	0	0	0	(478,325)	(3,749,296)
<i>Total Other Financing Sources (Uses)</i>	<u>(3,137,803)</u>	<u>1,848,828</u>	<u>810,100</u>	<u>0</u>	<u>1,466,106</u>	<u>359,502</u>	<u>1,346,733</u>
<i>Net Change in Fund Balances</i>	<u>(337,777)</u>	<u>(81,460)</u>	<u>(19,075)</u>	<u>6,047</u>	<u>(171,292)</u>	<u>215,343</u>	<u>(388,214)</u>
Fund Balances (Deficits) at Beginning of Year	<u>2,545,878</u>	<u>237,812</u>	<u>118,724</u>	<u>(2,183,773)</u>	<u>294,605</u>	<u>1,395,120</u>	<u>2,408,366</u>
<i>Fund Balances (Deficits) End of Year</i>	<u>\$2,208,101</u>	<u>\$156,352</u>	<u>\$99,649</u>	<u>(\$2,177,726)</u>	<u>\$123,313</u>	<u>\$1,610,463</u>	<u>\$2,020,152</u>

See accompanying notes to the basic financial statements

City of Pickerington, Ohio
 Reconciliation of the Statement of Revenues, Expenditures, and Changes
 in Fund Balances of Governmental Funds to the Statement of Activities
 For the Year Ended December 31, 2007

Net Change in Fund Balances - Total Governmental Funds (\$388,214)

Amounts reported for governmental activities in the statement of activities are different because

Governmental funds report capital outlays as expenditures. However, in the statement of activities, the cost of those assets is allocated over their estimated useful lives as depreciation expense. This is the amount by which capital outlays exceeded depreciation in the current period.

Capital Asset Additions	1,761,070	
Depreciation Expense	(1,833,082)	(72,012)

Governmental funds only report the disposal of assets to the extent proceeds are received from the sale. In the statement of activities, a gain or loss is reported for each disposal. This is the amount of the proceeds and the loss on disposal of assets:

Loss on Disposal of Capital Assets	(21,482)	
Proceeds from Sale of Capital Assets	(124,084)	(145,566)

Revenues in the statement of activities that do not provide current financial resources are not reported as revenues in the funds:

Property Taxes	(4,096)	
Income Taxes	44,854	
Payment in Lieu of Taxes	217,681	
Intergovernmental	246,079	
Charges for Services	4,545	
Interest	(19,335)	489,728

Repayment of principal and refundings are expenditures in the governmental funds, but the repayment reduces long-term liabilities in the statement of net assets.

General Obligation Bonds	50,000	
Long-Term Bond Anticipation Notes	3,645,000	
Capital Leases	164,688	3,859,688

Interest is reported as an expenditure when due in the governmental funds, but is accrued on outstanding debt on the statement of activities. Premiums are reported as revenues when the debt is first issued; however, these amounts are deferred and amortized on the statement of activities:

Accrued Interest Payable	32,615	
Amortization of Issuance Costs	(1,256)	
Amortization on Premium of General Obligation Bonds	897	32,256

Long-term debt proceeds are other financing sources in the governmental funds, but the issuance increases the long-term liabilities on the statement of activities.

Long-Term Bond Anticipation Notes	(3,445,000)	
Long-Term Loan	(1,199,984)	(4,644,984)

Some capital assets were financed through capital leases. In governmental funds, a capital lease arrangement is considered a source of financing, but in the statement of net assets the lease obligation is reported as a liability. (22,665)

Some expenses reported in the statement of activities do not require the use of current financial resources and therefore are not reported as expenditures in governmental funds:

Compensated Absences Payable		(110,348)
------------------------------	--	-----------

The internal service fund used by management to charge the costs of vehicle maintenance to individual funds is not reported in the entity-wide statement of activities. Governmental expenditures and related internal service fund revenues are eliminated. The change for governmental funds is reported for the year.

(7,607)

Change in Net Assets of Governmental Activities (\$1,009,724)

See accompanying notes to the basic financial statements

City of Pickerington, Ohio
Statement of Revenues, Expenditures, and Changes
In Fund Balance - Budget (Non-GAAP Basis) and Actual
General Fund
For the Year Ended December 31, 2007

	<u>Budgeted Amounts</u>			Variance with Final Budget Positive (Negative)
	<u>Original</u>	<u>Final</u>	<u>Actual</u>	
Revenues				
Property and Other Taxes	\$883,700	\$848,079	\$904,823	\$56,744
Municipal Income Taxes	4,145,864	4,145,864	4,147,371	1,507
Charges for Services	179,200	179,200	133,648	(45,552)
Licenses and Permits	390,145	390,145	352,047	(38,098)
Fines and Forfeitures	113,000	113,000	137,909	24,909
Intergovernmental	522,765	519,686	484,951	(34,735)
Interest	220,280	227,800	280,207	52,407
Rent	0	0	750	750
Contributions and Donations	9,500	9,500	8,069	(1,431)
Other	71,015	68,715	74,169	5,454
<i>Total Revenues</i>	<u>6,535,469</u>	<u>6,501,989</u>	<u>6,523,944</u>	<u>21,955</u>
Expenditures				
Current:				
General Government	2,663,649	2,740,598	2,296,637	443,961
Security of Persons and Property	77,050	85,050	80,480	4,570
Leisure Time Activities	45,000	45,000	44,461	539
Public Health Services	139,150	139,150	126,646	12,504
Community Environment	1,837,222	1,844,523	1,220,882	623,641
<i>Total Expenditures</i>	<u>4,762,071</u>	<u>4,854,321</u>	<u>3,769,106</u>	<u>1,085,215</u>
<i>Excess of Revenues Over Expenditures</i>	<u>1,773,398</u>	<u>1,647,668</u>	<u>2,754,838</u>	<u>1,107,170</u>
Other Financing Source (Uses)				
Proceeds from the Sale of Capital Assets	200,000	200,000	121,331	(78,669)
Advances Out	0	0	(560,529)	(560,529)
Transfers Out	(3,013,337)	(3,311,794)	(3,270,971)	40,823
<i>Total Other Financing Source (Uses)</i>	<u>(2,813,337)</u>	<u>(3,111,794)</u>	<u>(3,710,169)</u>	<u>(598,375)</u>
<i>Net Change in Fund Balance</i>	(1,039,939)	(1,464,126)	(955,331)	508,795
Fund Balance at Beginning of Year	1,853,588	1,853,588	1,853,588	0
Prior Year Encumbrances Appropriated	331,666	331,666	331,666	0
<i>Fund Balance at End of Year</i>	<u>\$1,145,315</u>	<u>\$721,128</u>	<u>\$1,229,923</u>	<u>\$508,795</u>

See accompanying notes to the basic financial statements

City of Pickerington, Ohio
Statement of Revenues, Expenditures, and Changes
In Fund Balance - Budget (Non-GAAP Basis) and Actual
Police Fund
For the Year Ended December 31, 2007

	<u>Budgeted Amounts</u>		<u>Actual</u>	<u>Variance with Final Budget Positive (Negative)</u>
	<u>Original</u>	<u>Final</u>		
Revenues				
Property and Other Taxes	\$1,317,600	\$1,376,434	\$1,378,078	\$1,644
Charges for Services	73,987	73,987	88,900	14,913
Intergovernmental	204,133	192,299	156,385	(35,914)
Contributions and Donations	1,000	1,000	528	(472)
Other	54,200	54,200	65,154	10,954
<i>Total Revenues</i>	<u>1,650,920</u>	<u>1,697,920</u>	<u>1,689,045</u>	<u>(8,875)</u>
Expenditures				
Current:				
Security of Persons and Property	<u>3,788,513</u>	<u>3,820,513</u>	<u>3,603,301</u>	<u>217,212</u>
<i>Excess of Revenues Under Expenditures</i>	(2,137,593)	(2,122,593)	(1,914,256)	208,337
Other Financing Source				
Transfers In	<u>1,855,000</u>	<u>1,840,000</u>	<u>1,838,000</u>	<u>(2,000)</u>
<i>Net Change in Fund Balance</i>	(282,593)	(282,593)	(76,256)	206,337
Fund Balance at Beginning of Year	263,177	263,177	263,177	0
Prior Year Encumbrances Appropriated	<u>61,828</u>	<u>61,828</u>	<u>61,828</u>	<u>0</u>
<i>Fund Balance at End of Year</i>	<u>\$42,412</u>	<u>\$42,412</u>	<u>\$248,749</u>	<u>\$206,337</u>

See accompanying notes to the basic financial statements

City of Pickerington, Ohio
Statement of Fund Net Assets
Proprietary Funds
December 31, 2007

	Business - Type Activities - Enterprise Funds				Governmental Activities- Internal Service Fund
	Water	Sewer	Stormwater	Totals	
Assets:					
Current Assets:					
Equity in Pooled Cash and Cash Equivalents	\$2,808,179	\$3,102,300	\$429,683	\$6,340,162	\$15,932
Accounts Receivable	184,673	152,468	19,319	356,460	0
Accrued Interest Receivable	17,992	4,852	0	22,844	0
Materials and Supplies Inventory	7,192	2,017	0	9,209	0
Prepaid Items	42,564	58,498	0	101,062	0
<i>Total Current Assets</i>	<u>3,060,600</u>	<u>3,320,135</u>	<u>449,002</u>	<u>6,829,737</u>	<u>15,932</u>
Noncurrent Assets:					
Deferred Charges	16,040	27,241	0	43,281	0
Restricted Assets:					
Equity in Pooled Cash and Cash Equivalents	4,725	4,725	0	9,450	0
Non-Depreciable Capital Assets	1,037,801	873,931	8,603	1,920,335	0
Depreciable Capital Assets, net	16,873,426	17,024,287	7,180,583	41,078,296	0
<i>Total Noncurrent Assets</i>	<u>17,931,992</u>	<u>17,930,184</u>	<u>7,189,186</u>	<u>43,051,362</u>	<u>0</u>
<i>Total Assets</i>	<u>20,992,592</u>	<u>21,250,319</u>	<u>7,638,188</u>	<u>49,881,099</u>	<u>15,932</u>
Liabilities:					
Current Liabilities:					
Accrued Wages and Benefits	\$17,470	\$17,318	\$5,309	\$40,097	\$0
Intergovernmental Payable	83,536	14,088	2,426	100,050	0
Accounts Payable	41,729	45,132	14,638	101,499	12,364
Contracts Payable	7,779	87,825	3,395	98,999	0
Accrued Interest Payable	113,397	117,786	473	231,656	0
Interfund Payable	3,000	3,000	3,000	9,000	0
Notes Payable	487,500	125,000	0	612,500	0
Current Portion of:					
Issue II Payable	12,604	0	0	12,604	0
Compensated Absences Payable	30,201	21,500	2,901	54,602	0
General Obligation Bonds Payable	95,000	250,000	0	345,000	0
Capital Leases Payable	4,943	4,944	23,552	33,439	0
OWDA Loans Payable	0	55,345	0	55,345	0
<i>Total Current Liabilities</i>	<u>897,159</u>	<u>741,938</u>	<u>55,694</u>	<u>1,694,791</u>	<u>12,364</u>
Noncurrent Liabilities Payable from Restricted Assets:					
Customer Deposits Payable	4,725	4,725	0	9,450	0
Long-Term Liabilities (Net of Current Portion):					
Issue II Payable	6,299	0	0	6,299	0
Compensated Absences Payable	41,882	14,213	3,571	59,666	0
Notes Payable	2,600,000	2,550,000	0	5,150,000	0
General Obligation Bonds Payable	600,139	3,222,383	0	3,822,522	0
Capital Leases Payable	13,559	13,557	24,482	51,598	0
OWDA Loans Payable	0	728,620	0	728,620	0
<i>Total Long-Term Liabilities</i>	<u>3,266,604</u>	<u>6,533,498</u>	<u>28,053</u>	<u>9,828,155</u>	<u>0</u>
<i>Total Liabilities</i>	<u>4,163,763</u>	<u>7,275,436</u>	<u>83,747</u>	<u>11,522,946</u>	<u>12,364</u>
Net Assets:					
Invested in Capital Assets, Net of Related Debt	14,107,223	11,459,511	7,141,152	32,707,886	0
Unrestricted	2,721,606	2,515,372	413,289	5,650,267	3,568
<i>Total Net Assets</i>	<u>\$16,828,829</u>	<u>\$13,974,883</u>	<u>\$7,554,441</u>	<u>\$38,358,153</u>	<u>\$3,568</u>

See accompanying notes to the basic financial statements

City of Pickerington, Ohio
Statement of Revenues, Expenses, and Changes in Fund Net Assets
Proprietary Funds
For the Year Ended December 31, 2007

	Business - Type Activities - Enterprise Funds				Governmental Activities- Internal Service Fund
	Water	Sewer	Stormwater	Total	
Operating Revenues					
Charges for Services	\$1,717,300	\$1,751,962	\$199,056	\$3,668,318	\$176,171
Operating Expenses					
Personal Services	576,197	573,565	182,083	1,331,845	23,421
Contractual Services	299,454	659,952	105,465	1,064,871	13,761
Materials and Supplies	311,860	22,745	9,540	344,145	146,815
Depreciation	502,492	475,018	130,327	1,107,837	0
Other	74,924	0	0	74,924	0
<i>Total Operating Expenses</i>	<u>1,764,927</u>	<u>1,731,280</u>	<u>427,415</u>	<u>3,923,622</u>	<u>183,997</u>
<i>Operating Income (Loss)</i>	<u>(47,627)</u>	<u>20,682</u>	<u>(228,359)</u>	<u>(255,304)</u>	<u>(7,826)</u>
Non-Operating Revenues (Expenses)					
Interest	152,437	111,828	4,304	268,569	0
Interest and Fiscal Charges	(183,438)	(327,992)	(2,569)	(513,999)	0
Loss on Disposal of Capital Assets	(44,151)	0	0	(44,151)	0
Other Non-Operating Revenues	15,957	8,719	3,870	28,546	219
<i>Total Non-Operating Revenues (Expenses)</i>	<u>(59,195)</u>	<u>(207,445)</u>	<u>5,605</u>	<u>(261,035)</u>	<u>219</u>
<i>Loss Before Contributions</i>	<u>(106,822)</u>	<u>(186,763)</u>	<u>(222,754)</u>	<u>(516,339)</u>	<u>(7,607)</u>
Capital Contributions from Customers	669,874	395,217	93,074	1,158,165	0
<i>Change in Net Assets</i>	<u>563,052</u>	<u>208,454</u>	<u>(129,680)</u>	<u>641,826</u>	<u>(7,607)</u>
Net Assets Beginning of Year	16,265,777	13,766,429	7,684,121	37,716,327	11,175
<i>Net Assets End of Year</i>	<u>\$16,828,829</u>	<u>\$13,974,883</u>	<u>\$7,554,441</u>	<u>\$38,358,153</u>	<u>\$3,568</u>

See accompanying notes to the basic financial statements

City of Pickerington, Ohio
Statement of Cash Flows
Proprietary Funds
For the Year Ended December 31, 2007

	Business - Type Activities - Enterprise Funds				Governmental Activities- Internal Service Fund
	Water	Sewer	Stormwater	Total	
Increase (Decrease) in Cash and Cash Equivalents					
Cash Flows from Operating Activities					
Cash Received from Customers	\$1,738,811	\$1,723,199	\$198,834	\$3,660,844	\$0
Cash Received from Transactions with Other Funds	0	0	0	0	176,171
Cash Payments for Employee Services and Benefits	(561,763)	(577,714)	(184,246)	(1,323,723)	(26,419)
Cash Payments for Goods and Services	(586,535)	(695,812)	(204,374)	(1,486,721)	(150,980)
Utility Deposits Received	2,650	2,650	0	5,300	0
Utility Deposits Returned	(625)	(625)	0	(1,250)	0
Other Non-Operating Revenues	15,957	8,719	1,785	26,461	219
<i>Net Cash Provided by (Used for) Operating Activities</i>	<u>608,495</u>	<u>460,417</u>	<u>(188,001)</u>	<u>880,911</u>	<u>(1,009)</u>
Cash Flows from Investing Activities					
Interest on Investments	138,377	108,115	4,304	250,796	0
<i>Net Cash Provided by Investing Activities</i>	<u>138,377</u>	<u>108,115</u>	<u>4,304</u>	<u>250,796</u>	<u>0</u>
Cash Flows from Capital and Related Financing Activities					
Acquisition of Capital Assets	(1,182,626)	(292,713)	(4,876)	(1,480,215)	0
Proceeds from the Sale of Capital Assets	1,530	0	0	1,530	0
Proceeds from the Sale of Notes	3,087,500	2,675,000	0	5,762,500	0
Tap-In Fees	687,599	395,217	93,074	1,175,890	0
Principal Paid on General Obligation Refunding Bonds	(95,000)	(155,000)	0	(250,000)	0
Principal Paid on General Obligation Bonds	0	(90,000)	0	(90,000)	0
Principal Paid on Notes	(3,575,000)	(1,950,000)	0	(5,525,000)	0
Principal Paid on Issue Two Notes	(12,604)	0	0	(12,604)	0
Principal Paid on OWDA Loans	0	(52,561)	0	(52,561)	0
Principal Paid on Capital Leases	(13,469)	(13,470)	(22,657)	(49,596)	0
Interest Paid on General Obligation Refunding Bonds	(26,445)	(49,758)	0	(76,203)	0
Interest Paid on General Obligation Bonds	0	(111,308)	0	(111,308)	0
Interest Paid on Notes	(168,358)	(92,601)	0	(260,959)	0
Interest Paid on OWDA Loans	0	(40,985)	0	(40,985)	0
Interest Paid on Capital Leases	(1,899)	(1,901)	(2,792)	(6,592)	0
<i>Net Cash Provided by (Used for) Capital and Related Financing Activities</i>	<u>(1,298,772)</u>	<u>219,920</u>	<u>62,749</u>	<u>(1,016,103)</u>	<u>0</u>
<i>Net Increase (Decrease) in Cash and Cash Equivalents</i>	(551,900)	788,452	(120,948)	115,604	(1,009)
Cash and Cash Equivalents Beginning of Year	<u>3,364,804</u>	<u>2,318,573</u>	<u>550,631</u>	<u>6,234,008</u>	<u>16,941</u>
<i>Cash and Cash Equivalents End of Year</i>	<u>\$2,812,904</u>	<u>\$3,107,025</u>	<u>\$429,683</u>	<u>\$6,349,612</u>	<u>\$15,932</u>

(continued)

City of Pickerington, Ohio
Statement of Cash Flows
Proprietary Funds (Continued)
For the Year Ended December 31, 2007

	<u>Business - Type Activities - Enterprise Funds</u>				Governmental Activities- Internal Service Fund
	<u>Water</u>	<u>Sewer</u>	<u>Stormwater</u>	<u>Total</u>	
Reconciliation of Operating Income (Loss) to Net Cash Provided by (Used for) Operating Activities					
Operating Income (Loss)	(\$47,627)	\$20,682	(\$228,359)	(\$255,304)	(\$7,826)
Adjustments:					
Other Non-Operating Revenues	15,957	8,719	1,785	26,461	219
Depreciation	502,492	475,018	130,327	1,107,837	0
Changes in Assets and Liabilities:					
(Increase) Decrease in Accounts Receivable	21,511	(28,763)	(222)	(7,474)	0
(Increase) Decrease in Prepaid Items	(1,399)	(2,327)	1,626	(2,100)	563
(Increase) Decrease in Materials and Supplies Inventory	6,615	(32)	0	6,583	0
Increase (Decrease) in Accounts Payable	19,125	(11,233)	(1,410)	6,482	8,776
Increase (Decrease) in Accrued Wages and Benefits Payable	208	(9,309)	(811)	(9,912)	(2,141)
Decrease in Contracts Payable	0	0	(70,270)	(70,270)	0
Increase (Decrease) in Compensated Absences Payable	11,838	3,564	(1,110)	14,292	0
Increase in Customer Deposits Payable	2,025	2,025	0	4,050	0
Increase (Decrease) in Intergovernmental Payable	77,750	2,073	(19,557)	60,266	(600)
<i>Net Cash Provided by (Used for) Operating Activities</i>	<u>\$608,495</u>	<u>\$460,417</u>	<u>(\$188,001)</u>	<u>\$880,911</u>	<u>(\$1,009)</u>

See accompanying notes to the basic financial statements

City of Pickerington, Ohio
Statement of Fiduciary Assets and Liabilities
Agency Fund
December 31, 2007

Assets	
Cash and Cash Equivalents in Segregated Accounts	<u>\$795</u>
<i>Total Assets</i>	<u><u>\$795</u></u>
Liabilities	
Undistributed Monies	<u>\$795</u>
<i>Total Liabilities</i>	<u><u>\$795</u></u>

See accompanying notes to the basic financial statements

City of Pickerington, Ohio
Notes to the Basic Financial Statements
For the Year Ended December 31, 2007

NOTE 1 - REPORTING ENTITY

The City of Pickerington (the "City") is a charter municipal corporation operating under the laws of the State of Ohio. Pickerington was recognized as a village by the State of Ohio in 1930. The Village of Pickerington adopted a charter on November 4, 1980. On April 29, 1991, Pickerington was declared a City.

The municipal government provided by the charter is known as a mayor-council-manager form of government. Legislative power is vested in a seven-member council, each member elected to a four year term. The Mayor is elected by the citizens of Pickerington for a four year term. The Mayor appoints, with the concurrence of a majority vote of Council, the City Manager. The City Manager is the chief executive officer and the head of the administrative agencies of the City. She appoints all department heads and employees, except as otherwise provided in the Charter. The City Manager is responsible to the Mayor for the proper administration of all affairs of the City.

Reporting Entity

The financial reporting entity is comprised of the primary government, component units and other organizations that are included to ensure that the financial statements of the City are not misleading.

The primary government consists of all funds and departments that are not legally separate from the City. Services provided by the primary government include police protection, street maintenance and repairs, community and economic development, parks and recreation, and water, sewer, and stormwater services. A staff provides support (i.e., payroll processing, accounts payable, revenue collection) to the service providers. The operation and control of these activities is provided by the City Council through the budgetary process and by the City Manager through administrative and managerial requirements and procedures.

Component units are legally separate organizations for which the City is financially accountable. The City is financially accountable for an organization if the City appoints a voting majority of the organization's governing board and (1) the City is able to significantly influence the programs or services performed or provided by the organization; or (2) the City is legally entitled to or can otherwise access the organization's resources; the City is legally obligated or has otherwise assumed the responsibility to finance the deficits of, or provide financial support to, the organization; or the City is obligated for the debt of the organization. Component units also include organizations that are fiscally dependent on the City in that the City approves the budget, the issuance of debt or the levying of taxes. No potential component units met these criteria.

The following potential component units have been excluded from the City's financial statements because the City is not financially accountable for them nor are the entities fiscally dependent on the City:

- Pickerington Local School District
- Pickerington Public Library
- Pickerington Senior Citizens Center, Inc.

The City is associated with four jointly governed organizations and two insurance purchasing pools. These organizations are the Fairfield-Hocking Major Crimes Unit, the Fairfield County Regional Planning Commission, the Mid-Ohio Regional Planning Commission (MORPC), the Fairfield County Combined General Health District, the Central Ohio Risk Management Association Inc. (CORMA), and the Ohio Municipal League Workers' Compensation Group Rating Program. These organizations are discussed in Notes 19 and 20 to the basic financial statements.

City of Pickerington, Ohio
Notes to the Basic Financial Statements
For the Year Ended December 31, 2007

NOTE 2 - SUMMARY OF SIGNIFICANT ACCOUNTING POLICIES

The financial statements of the City of Pickerington have been prepared in conformity with generally accepted accounting principles (GAAP) as applied to local governmental units. The Governmental Accounting Standards Board (GASB) is the accepted standard-setting body for establishing governmental accounting and financial principles. The City also applies Financial Accounting Standards Board (FASB) Statements and Interpretations issued on or before November 30, 1989, to its governmental and business-type activities and to its proprietary funds provided they do not conflict with or contradict GASB pronouncements. The City has elected not to apply FASB statements and interpretations issued after November 30, 1989, to its business-type activities and enterprise funds. The more significant of the City's accounting policies are described below.

A. Basis of Presentation

The City's basic financial statements consist of government-wide statements, including a statement of net assets and a statement of activities, and fund financial statements which provide a more detailed level of financial information.

Government-wide Financial Statements The statement of net assets and the statement of activities display information about the City as a whole. These statements include the financial activities of the primary government, except for fiduciary funds. The activities of the internal service fund are eliminated to avoid "doubling up" revenues and expenses. The statements distinguish between those activities of the City that are governmental and those that are considered business-type activities. The statement of net assets presents the financial condition of the governmental and business-type activities of the City. The statement of activities presents a comparison between direct expenses and program revenues for each program or function of the City's governmental activities and for the business-type activities of the City. Direct expenses are those that are specifically associated with a service, program or department and therefore clearly identifiable to a particular function. The policy of the City is to not allocate indirect expenses to functions in the statement of activities. Program revenues include charges paid by the recipient of the goods or services offered by the program, grants and contributions that are restricted to meeting the operational or capital requirements of a particular program and interest earned on grants that is required to be used to support a particular program. Revenues which are not classified as program revenues are presented as general revenues of the City, with certain limited exceptions. The comparison of direct expenses with program revenues identifies the extent to which each business segment or governmental function is self-financing or draws from the general revenues of the City.

Fund Financial Statements During the year, the City segregates transactions related to certain City functions or activities in separate funds in order to aid financial management and to demonstrate legal compliance. Fund financial statements are designed to present financial information of the City at this more detailed level. The focus of governmental and enterprise fund financial statements is on major funds. Each major fund is presented in a separate column. Nonmajor funds are aggregated and presented in a single column. The internal service fund is presented in a single column on the face of the proprietary fund statements. Fiduciary funds are reported by type.

B. Fund Accounting

The City uses funds to maintain its financial records during the year. A fund is defined as a fiscal and accounting entity with a self balancing set of accounts. There are three categories of funds: governmental, proprietary and fiduciary.

City of Pickerington, Ohio
Notes to the Basic Financial Statements
For the Year Ended December 31, 2007

Governmental Funds Governmental funds are those through which most governmental functions of the City are financed. Governmental fund reporting focuses on the sources, uses and balances of current financial resources. Expendable assets are assigned to the various governmental funds according to the purposes for which they may or must be used. Current liabilities are assigned to the fund from which they will be paid. The difference between governmental fund assets and liabilities is reported as fund balance. The City reports the following major governmental funds:

General Fund - This fund is the operating fund of the City and is used to account for all financial resources except those required to be accounted for in another fund. The general fund balance is available to the City for any purpose provided it is expended or transferred according to the general laws of Ohio and the Charter of the City.

Police Fund – This fund is used to account for property taxes and transfers to pay for police protection.

Debt Service Fund - This fund is used to account for the accumulation of resources for, and the payment of, general long-term debt principal and interest.

Tax Increment Financing Agreement Windmill/ Diley Construction Fund – This fund is used to account for revenues and expenditures associated with the extension of Windermiller Drive, the realignment of Diley Road, and intersection improvements.

Diley Road Improvement Fund – This fund is used to account for loan proceeds from the State Infrastructure Bank for road construction and expenditures for the Diley Road widening project.

The other governmental funds of the City account for grants and other resources whose use is restricted to a particular purpose.

Proprietary funds Proprietary fund reporting focuses on the determination of operating income, changes in net assets, financial position, and cash flows. Proprietary funds are classified as either enterprise or internal service. The City reports the following proprietary funds:

Enterprise Funds – Enterprise funds may be used to account for any activity for which a fee is charged to external users for goods or services. The City reports the following major enterprise funds:

Water Fund –This fund is used to account for water services provided to individuals and commercial users. The costs of providing these services are financed primarily through user charges.

Sewer Fund –This fund is used to account for sanitary sewer services provided to individuals and commercial users. The costs of providing these services are financed primarily through user charges.

Stormwater Fund –This fund is used to account for stormwater services provided to individuals and commercial users. The costs of providing these services are financed primarily through a flat rate monthly charge.

City of Pickerington, Ohio
Notes to the Basic Financial Statements
For the Year Ended December 31, 2007

Internal Service Fund – Internal Service funds are used to account for the financing of services provided by one department or agency to other departments or agencies of the City on a cost-reimbursement basis. The internal service fund is used to account for the maintenance and repair of City vehicles and equipment and fuel purchased for City vehicles and the related charges for service.

Fiduciary funds Fiduciary fund reporting focuses on net assets and changes in net assets. The fiduciary fund category is split into four classifications: pension trust funds, investment trust funds, private-purpose trust funds, and agency funds. Trust funds are used to account for assets held by the City under a trust agreement for individuals, private organizations, or other governments and are therefore not available to support the City's own programs. Agency funds are custodial in nature (assets equal liabilities) and do not involve measurement of results of operations.

The City's fiduciary fund is classified as an agency fund. The agency fund accounts for assets held by the City's Mayor's Court for distribution to other governments or individuals.

C. Measurement Focus

Government-wide Financial Statements The government-wide financial statements are prepared using the economic resources measurement focus. All assets and all liabilities associated with the operation of the City are included on the statement of net assets. The statement of activities presents increases (e.g. revenues) and decreases (e.g. expenses) in total net assets.

Fund Financial Statements All governmental funds are accounted for using a flow of current financial resources measurement focus. With this measurement focus, only current assets and current liabilities generally are included on the balance sheet. The statement of revenues, expenditures and changes in fund balances reports on the sources (i.e., revenues and other financing sources) and uses (i.e., expenditures and other financing uses) of current financial resources. This approach differs from the manner in which the governmental activities of the government-wide financial statements are prepared. Governmental fund financial statements therefore include a reconciliation with brief explanations to better identify the relationship between the government-wide statements and the statements for governmental funds.

Like the government-wide statements, all proprietary fund types are accounted for on a flow of economic resources measurement focus. All assets and all liabilities associated with the operation of these funds are included on the statement of net assets. The statement of changes in revenues, expenses, and changes in fund net assets presents increases (i.e., revenues) and decreases (i.e., expenses) in net total assets. The statement of cash flows provides information about how the City finances and meets the cash flow needs of its proprietary activities.

D. Basis of Accounting

Basis of accounting determines when transactions are recorded in the financial records and reported on the financial statements. Government-wide financial statements are prepared using the accrual basis of accounting. Proprietary and fiduciary funds also use the accrual basis of accounting. Governmental funds use the modified accrual basis of accounting. Differences in the accrual and the modified accrual basis of accounting arise in the recognition of revenue, the recording of deferred revenue and in the presentation of expenses versus expenditures.

City of Pickerington, Ohio
Notes to the Basic Financial Statements
For the Year Ended December 31, 2007

Revenues – Exchange and Non-exchange Transactions Revenue resulting from exchange transactions, in which each party gives and received essentially equal value, is recorded on the accrual basis when the exchange takes place. On a modified accrual basis, revenue is recorded in the year in which the resources are measurable and become available. Available means that the resources will be collected within the current year or are expected to be collected soon enough thereafter to be used to pay liabilities of the current year. For the City, available means expected to be received within sixty-days of year-end.

The non-exchange transactions, in which the City receives value without directly giving equal value in return, includes income taxes, property taxes, payments in lieu of taxes, impact fees, grants, entitlements and donations. Revenue from income taxes is recognized in the period in which the income is earned. Revenue from property taxes is recognized in the year in which the taxes are levied. Revenues from impact fees are recognized in the year in which resources are required to be used or when use is first permitted. Revenues from grants and entitlements are recognized in the year eligibility requirements have been satisfied. Eligibility requirements include timing requirements, which specify the year when the resources are required to be used or the year when use is first permitted, matching requirements, in which the City must provide local resources to be used for a specified purpose, and expenditure requirements in which the resources are provided to the City on a reimbursable basis. On a modified accrual basis, revenue from nonexchange transactions must also be available before it can be recognized.

Under the modified accrual basis, the following revenue resources are considered to be both measurable and available at year end: interest, federal and state grants, state-levied local shared taxes (including motor vehicle registration fees and gasoline taxes), income taxes, and fees and rentals.

Deferred Revenue Deferred revenue arises when assets are recognized before revenue recognition criteria have been satisfied.

Property taxes for which there is an enforceable legal claim as of December 31, 2007, but which were levied to finance year 2008 operations have been recorded as deferred revenue. Payment in lieu of taxes and grants and entitlements received before the eligibility requirements are met are also recorded as deferred revenue.

On governmental fund financial statements, receivables that will not be collected within the available period have also been reported as deferred revenue.

Expenses/Expenditures On the accrual basis of accounting, expenses are recognized at the time they are incurred.

The measurement focus of governmental fund accounting is on decreases in net financial resources (expenditures) rather than expenses. Expenditures are generally recognized in the accounting period in which the related fund liability is incurred, if measurable. Allocations of cost, such as depreciation and amortization, are not recognized in governmental funds.

E. Budgetary Process

All funds, other than the agency fund, are legally required to be budgeted and appropriated. The Tax Increment Financing Agreement Old Town Construction Capital Projects Fund and the Tax Increment Financing Agreement Cycle Way Construction Capital Projects Fund were not budgeted because the City did not anticipate any financial activity within these funds. The major documents prepared are the tax budget, the certificate of estimated resources and the appropriations resolution, all of which are prepared on the budgetary basis of accounting. The tax budget demonstrates a need for existing or increased tax rates.

City of Pickerington, Ohio
Notes to the Basic Financial Statements
For the Year Ended December 31, 2007

The certificate of estimated resources establishes a limit on the amount the City Council may appropriate. The appropriations resolution is the City Council's authorization to spend resources and sets annual limits on the expenditures plus encumbrances at the level of control selected by the City Council. The legal level of budgetary control is at the fund, program, department, and object level. Any budgetary modifications at this level may only be made by resolution of the City Council.

The certificate of estimated resources may be amended during the year if projected increases or decreases in revenue are identified by the Finance Director. The amounts reported as the original budgeted amounts on the budgetary statements reflect the amounts on the certificate of estimated resources when the original appropriations were adopted. The amounts reported as the final budgeted amounts on the budgetary statements reflect the amounts on the amended certificate of estimated resources in effect at the time final appropriations were adopted by City Council.

The appropriation resolution is subject to amendment throughout the year with the restriction that appropriations cannot exceed estimated resources. The amounts reported as the original budgeted amounts in the budgetary statements reflect the first appropriation resolution for the fund that covered the entire year, including amounts automatically carried forward from prior years. The amounts reported as the final budgeted amounts represent the final budgeted amounts represent the final appropriation amounts passed by City Council during the year.

F. Cash and Cash Equivalents

Cash balances of the City's funds, except cash held by an escrow agent, are maintained in a pool to improve cash management. Individual fund integrity is maintained through the City's records. Interest in the pool is presented as "Equity in Pooled Cash and Cash Equivalents."

Cash held by an escrow agent represents monies on deposit with the Ohio Department of Transportation to open bids on the Diley Road Improvement Project.

During 2007, investments were limited to Federal Home Loan Bank Treasury and Discount Notes, Federal National Mortgage Association Discount Notes, Federal Home Loan Mortgage Corporation Treasury Notes, Federal Farm Credit Bank Treasury Notes, Bankers' Acceptance Notes, certificates of deposit, and the State Treasury Asset Reserve of Ohio (STAR Ohio).

Except for nonparticipating investment contracts, investments are reported at fair value which is based on quoted market prices. Nonparticipating investment contracts such as nonnegotiable certificates of deposit are reported at cost.

The City has invested funds in STAR Ohio during 2007. STAR Ohio is an investment pool managed by the State Treasurer's Office which allows governments within the State to pool their funds for investment purposes. STAR Ohio is not registered with the SEC as an investment company, but does operate in a manner consistent with rule 2a7 of the Investment Company Act of 1940. Investments in STAR Ohio are valued at STAR Ohio's share price which is the price the investment could be sold for on December 31, 2007.

Provisions of the Ohio Revised Code restrict investment procedures. During 2007, interest was distributed to the general fund, certain special revenue funds, capital projects funds, debt service funds, and enterprise funds according to City ordinances. Interest revenue credited to the general fund during 2007 amounted to \$312,201, which includes \$212,312 assigned from other City funds.

City of Pickerington, Ohio
Notes to the Basic Financial Statements
For the Year Ended December 31, 2007

Investments with an original maturity of three months or less at the time of purchase and investments of the cash management pool are presented on the financial statements as cash equivalents.

G. Receivables and Payables

Receivables and payables to be recorded on the City's financial statements are recorded to the extent that the amounts are determined material and substantiated not only by supporting documentation, but also by a reasonable, systematic method of determining their existence, completeness, valuation and in the case of receivables, collectibility.

H. Inventory of Supplies

Inventories represent supplies held for consumption, are presented at cost on a first-in, first-out basis and are expended/expensed when used.

I. Prepaid Items

Payments made to vendors for services that will benefit periods beyond December 31, 2007 are recorded as prepaid items using the consumption method recording a current asset for the prepaid amount and reflecting the expenditure/expense in the year in which services are consumed.

J. Restricted Assets

Restricted cash and cash equivalents in the General fund represent the amount of unclaimed monies not available for appropriation. Restricted cash and cash equivalents in the Water and Sewer enterprise funds represent resources set aside by the City for the repayment of water and sewer deposits.

K. Capital Assets and Depreciation

General capital assets are those assets not specifically related to activities reported in the proprietary funds. These assets generally result from expenditures in the governmental funds. These assets are reported in the governmental activities columns of the government-wide statement of net assets but are not reported in the fund financial statements. Capital assets utilized by the enterprise funds are reported both in the business-type activities column of the government-wide statement of net assets and in the fund.

All capital assets are capitalized at cost (or estimated historical cost) and updated for additions and retirements during the year. The City was able to estimate the historical cost for the initial reporting of infrastructure by backtrending (i.e., estimating current replacement cost of the infrastructure to be capitalized and using an appropriate price-level index to deflate the cost to the acquisition year or estimated acquisition year). Donated capital assets are recorded at their fair market values as of the date received. The City maintains a capitalization threshold of five thousand dollars. Improvements are capitalized; the costs of normal maintenance and repairs that do not add to the value of the asset or materially extend an asset's life are not capitalized. Interest costs incurred during the construction of capital assets utilized by the enterprise fund are also capitalized.

City of Pickerington, Ohio
Notes to the Basic Financial Statements
For the Year Ended December 31, 2007

All reported capital assets are depreciated except for land and construction in progress. Improvements are depreciated over the remaining useful life of the related capital assets. Useful lives for infrastructure were estimated based on the City's historical records of necessary improvements and replacement. Depreciation is computed using the straight-line method over the following useful lives:

Description	Governmental Activities Estimated Lives	Business-Type Activities Estimated Lives
Building	50 years	50 -60 years
Improvements to Land Other than Buildings	20 years	20 years
Equipment	5-15 years	5-20 years
Vehicles	8 years	8 years
Infrastructure	10-50 years	65 years

The City's infrastructure consists of streets, curbs and gutters, traffic lights, water, sewer, and stormwater lines and does not include infrastructure (roads) acquired prior to December 31, 1980.

L. Compensated Absences

Vacation benefits are accrued as a liability as the benefits are earned if the employees' rights to receive compensation are attributable to services already rendered and it is probable that the City will compensate the employees for the benefits through paid time off or some other means. Sick leave benefits are accrued as a liability using the vesting method. The liability includes the employees who are currently eligible to receive termination benefits and those the City has identified as probable of receiving payment in the future. The amount is based on accumulated sick leave and employees' wage rates at year end, taking into consideration any limits specified in the City's termination policy.

The City records a liability for accumulated unused vacation time when earned for all employees with more than one year of service. The City records a liability for accumulated unused sick leave for employees after five years of service.

M. Accrued Liabilities and Long-Term Obligations

The City reports all payables, accrued liabilities and long-term obligations in the government-wide financial statements and it reports all payables, accrued liabilities and long-term obligations payable from proprietary funds in the proprietary fund financial statements.

In general, governmental fund payables and accrued liabilities that, once incurred, are paid in a timely manner and in full from current financial resources are reported as obligations of the funds. However, compensated absences that will be paid from governmental funds are reported as a liability in the fund financial statements only to the extent that these liabilities are due for payment during the current year. The City recognizes bonds, loans, capital leases and long-term notes as a liability in the governmental fund financial statements when due.

N. Bond Premiums and Issuance Costs

Bond issuance costs and bond premiums are deferred and amortized over the term of the bonds. Bonds payable are reported net of the applicable bond premium. Bond issuance costs are recorded as deferred charges and amortized over the term of the related debt.

City of Pickerington, Ohio
Notes to the Basic Financial Statements
For the Year Ended December 31, 2007

On the governmental fund financial statements, issuance costs and bonds premiums are reported in the current period. The face amount of the debt issue is reported as other financing sources. Premiums received on debt issuances are reported as other financing sources. Issuance costs, whether or not withheld from the actual debt proceeds received, are reported as debt service expenditures.

O. Fund Balance Reserves

The City reserves those portions of fund balance which are legally segregated for specific future use or which do not represent expendable resources and therefore are not available for appropriation or expenditure. Unreserved fund balance indicates that portion of fund balance which is available for appropriation in future periods. Fund balance reserves have been established for encumbrances and unclaimed monies. By law, the City may not appropriate unclaimed monies until the money has remained unclaimed for five years.

P. Net Assets

Net assets represent the difference between assets and liabilities. Net assets invested in capital assets, net of related debt consists of capital assets, net of accumulated depreciation, reduced by the outstanding balances of any borrowings used for the acquisition, construction or improvement of those assets. Net assets are reported as restricted when there are limitations imposed on their use either through the constitutional provisions or through enabling legislation or through external restrictions imposed by creditors, grantors or laws or regulations or other governments.

The government-wide statement of net assets reports \$4,460,749 of restricted net assets, none of which is restricted by enabling legislation.

Net assets restricted for other purposes primarily include activities related to the City's parks, law enforcement, and street and state highway maintenance and repairs.

The City applies restricted resources first when an expense is incurred for purposes for which both restricted and unrestricted net assets are available.

Q. Contributions of Capital

Contributions of capital in the proprietary fund financial statements arise from contributions of capital assets from governmental activities, from outside contributions of capital assets or resources restricted for capital acquisition or construction and from tap-in fees to the extent they exceed the cost of the connection to the system.

R. Internal Activity

Transfers within governmental activities on the government-wide statements are reported in the same manner as general revenues. Internal allocations of overhead expenses from one program to another or within the same program are eliminated on the Statement of Activities. Payments for interfund services provided and used are not eliminated.

Exchange transactions between funds are reported as revenues in the seller funds and as expenditures/expenses in the purchaser funds. Flows of cash or goods from one fund to another without a requirement for repayment should be reported as internal transfers. Interfund transfers are reported as other financing sources/uses in governmental funds and nonoperating revenues/expenses in proprietary funds.

City of Pickerington, Ohio
Notes to the Basic Financial Statements
For the Year Ended December 31, 2007

Repayments from funds responsible for particular expenditures/expenses to the funds that initially paid for them are not presented on the financial statements.

S. Interfund Balances

On fund financial statements, receivables and payables resulting from short-term interfund loans or interfund services provided and used are classified as “interfund receivables/payables”.

These amounts are eliminated in the governmental and business-type activities columns of the statement of net assets, except for any net residual amounts due between governmental and business-type activities, which are presented as internal balances.

T. Estimates

The preparation of financial statements in conformity with accounting principles generally accepted in the United States of America requires management to make estimates and assumptions that affect the amounts reported in the financial statements and accompanying notes. Actual results may differ from those estimates.

U. Operating Revenues and Expenses

Operating revenues are those revenues that are generated directly from the primary activity of the proprietary funds. For the City, these revenues are charges for services for water, sewer and stormwater utility services. Operating expenses are necessary costs that have been incurred in order to provide the good or service that is the primary activity of the fund. Revenues and expenses not meeting the definition are reported as nonoperating.

V. Extraordinary and Special Items

Extraordinary items are transactions or events that are both unusual in nature and infrequent in occurrence. Special items are transactions or events that are within the control of the City that are either unusual in nature or infrequent in occurrence. Neither type of item occurred during 2007.

NOTE 3 – CHANGES IN ACCOUNTING PRINCIPLES

For 2007, the City has implemented Governmental Accounting Standards Board (GASB) Statement No. 45, “Accounting and Financial Reporting by Employers for Postemployment Benefits Other Than Pensions”, GASB Statement No. 48, “Sales and Pledges of Receivables and Future Revenues and Intra-Entity Transfers of Assets and Future Revenues”, and GASB Statement No. 50, “Pension Disclosures”.

GASB Statement No. 45 improves the relevance and usefulness of financial reporting by requiring systematic, accrual-basis measurement and recognition of OPEB costs over a period that approximates employees’ years of service and providing information about actuarial accrued liabilities associated with OPEB and whether and to what extent progress is being made in funding the plan. An OPEB liability at transition was determined in accordance with this Statement for both the OPERS and the OP&F post-employment healthcare plans in the amount of \$10,184 and \$4,871 respectively, which are the same as the previously reported liabilities.

City of Pickerington, Ohio
Notes to the Basic Financial Statements
For the Year Ended December 31, 2007

GASB Statement No. 48 addresses how to account for the exchange of an interest in expected cash flows from collecting specific receivables or specific future revenues for immediate cash payments. The statement established criteria used to determine whether the transaction should be recorded as revenue or as a liability (a sale or a collateralized borrowing). The implementation of this statement did not result in any change to the financial statements.

GASB Statement No. 50 requires employers contributing to defined pension plans to include the legal or contractual maximum contribution rates in the notes to the financial statements. The implementation of this statement did not result in any change to the financial statements.

NOTE 4 – ACCOUNTABILITY AND COMPLIANCE

A. Accountability

Major/Nonmajor Funds	Deficit Fund Balances
<u>Major Fund:</u>	
Tax Increment Financing Agreement Windmill/ Diley Construction	\$2,177,726
<u>Nonmajor Funds:</u>	
Police Impact Fee	25,062
Tax Increment Financing Agreement Old Town Construction	398,374
Tax Increment Financing Agreement Cycle Way Construction	451,085
Tax Increment Financing Agreement Cover Construction	4,691
Municipal Building	59,112

These deficits are the result of the issuance of short-term debt to finance projects in these funds. Once the debt is retired or bonds are issued, the deficits will be eliminated.

B. Compliance

The Diley Road Improvement Capital Projects Fund had capital outlay expenditures in excess of appropriations in the amount of \$204,510 contrary to section 5705.41(B), Revised Code.

The Municipal Facility Impact Fee Capital Projects Fund had final appropriations that exceeded estimated resources plus available balances in the amount of \$31,693 which is contrary to section 5705.39, Revised Code.

NOTE 5 - BUDGETARY BASIS OF ACCOUNTING

While reporting financial position, results of operations, and changes in fund balance/fund equity on the basis of accounting principles generally accepted in the United States of America (GAAP), the budgetary basis, as provided by law, is based upon accounting for certain transactions on a basis of cash receipts, disbursements, and encumbrances.

City of Pickerington, Ohio
Notes to the Basic Financial Statements
For the Year Ended December 31, 2007

The Statements of Revenues, Expenditures, and Changes in Fund Balance - Budget (Non-GAAP Basis) and Actual, for the General Fund and Police Major Special Revenue Fund are presented on the budgetary basis to provide a meaningful comparison of actual results with the budget.

The major differences between the budget basis and the GAAP basis are that:

1. Revenues are recorded when received in cash (budget basis) as opposed to when susceptible to accrual (GAAP basis).
2. Expenditures are recorded when paid in cash (budget basis) as opposed to when the liability is incurred (GAAP basis).
3. Outstanding year-end encumbrances are treated as expenditures (budget basis) rather than as a reservation of fund balance.
4. Unrecorded cash and fair market value adjustments are reported on the GAAP basis, but not on the budgetary basis.

The adjustments necessary to convert the results of operations for the year on the GAAP basis to the budget basis are as follows:

Net Change in Fund Balances General and Police Special Revenue Fund		
	General	Police
GAAP Basis	(\$337,777)	(\$81,460)
Net Adjustment for Revenue Accruals	24,269	(10,903)
Net Adjustment for Expenditure Accruals	134,927	62,952
Beginning of Year:		
Unreported Cash	2,798	0
GASB 31 Adjustment	10,166	0
End of Year:		
Unreported Cash	(9,174)	0
GASB 31 Adjustment	(29,326)	0
Advances Out	(560,529)	0
Encumbrances	(190,685)	(46,845)
Budget Basis	(\$955,331)	(\$76,256)

NOTE 6 - DEPOSITS AND INVESTMENTS

Monies held by the City are classified by State Statute into three categories.

Active deposits are public monies determined to be necessary to meet current demands on the treasury. Active monies must be maintained either as cash in the City treasury, in commercial accounts payable or withdrawable on demand, including negotiable order of withdrawal (NOW) accounts, or in money market deposit accounts.

City of Pickerington, Ohio
Notes to the Basic Financial Statements
For the Year Ended December 31, 2007

Inactive deposits are public deposits that Council has identified as not required for use within the current five year period of designation of depositories. Inactive deposits must either be evidenced by certificates of deposit maturing not later than the end of the current period of designation of depositories, or by savings or deposit accounts including, but not limited to, passbook accounts.

Interim deposits are deposits of interim monies. Interim monies are those monies which are not needed for immediate use but which will be needed before the end of the current period of designation of depositories. Interim deposits must be evidenced by time certificates of deposit maturing not more than one year from the date of deposit or by savings or deposit accounts including passbook accounts.

Interim monies held by the City can be deposited or invested in the following securities:

1. United States Treasury bills, bonds, notes, or any other obligation or security issued by the United States Treasury or any other obligation guaranteed as to principal and interest by the United States;
2. Bonds, notes, debentures, or any other obligation or security issued by any federal government agency or instrumentality, including but not limited to, the Federal National Mortgage Association, Federal Home Loan Bank, Federal Farm Credit Bank, Federal Home Loan Mortgage Corporation, and Government National Mortgage Association and Student Loan Marketing Association. All federal agency securities shall be direct issuances of federal government agencies or instrumentalities;
3. Written repurchase agreements in the securities listed above provided the market value of the securities subject to the repurchase agreement must exceed the principal value of the agreement by at least 2 percent and be marked to market daily, and the term of the agreement must not exceed thirty days;
4. Bonds and other obligations of the State of Ohio or Ohio local governments;
5. Time certificates of deposit or savings or deposit accounts including, but not limited to, passbook accounts;
6. No-load money market mutual funds consisting exclusively of obligations describe in division (1) or (2) and repurchase agreements secured by such obligations, provided that investments in securities described in this division are made only through eligible institutions;
7. The State Treasurer's investment pool (STAR Ohio); and,
8. Certain bankers' acceptances and commercial paper notes for a period not to exceed one hundred eighty days in an amount not to exceed 25 percent of the interim monies available for investment at any one time.

Investments in stripped principal or interest obligations, reverse repurchase agreements and derivatives are prohibited. The issuance of taxable notes for the purpose of arbitrage, the use of leverage and short selling are also prohibited. Investments may only be made through specified dealers and institutions.

City of Pickerington, Ohio
Notes to the Basic Financial Statements
For the Year Ended December 31, 2007

Cash on Hand

At year end, the City had \$9,950 in undeposited cash on hand which is included on the financial statements of the City as part of “Equity in Pooled Cash and Cash Equivalents”.

Deposits: Custodial credit risk for deposits is the risk that in the event of bank failure, the City will not be able to recover deposits or collateral securities that are in the possession of an outside party. At year end, \$2,173,746 of the City’s bank balance of \$2,648,975 was exposed to custodial credit risk because it was uninsured and uncollateralized. Although all statutory requirements for the deposit of money had been followed, non-compliance with federal requirements could potentially subject the City to a successful claim by the FDIC.

The City has no deposit policy for custodial risk beyond the requirements of State statute. Ohio law requires that deposits be either insured or be protected by eligible securities pledged to and deposited either with the City or a qualified trustee by the financial institution as security for repayment, or by a collateral pool of eligible securities deposited with a qualified trustee and pledge to secure the repayment of all public monies deposited in the financial institution whose market value at all times shall be at least one hundred five percent of the deposits being secured.

Investments: Investments are reported at fair value. As of December 31, 2007, the City had the following investments.

	<u>Fair Value</u>	<u>Maturity</u>
Federal National Mortgage Association- Discount Note	\$337,121	1/18/2008
Federal Home Loan Bank - Treasury Notes	372,469	5/20/2008
Federal Home Loan Bank - Treasury Notes	375,166	7/9/2008
Federal Home Loan Bank - Treasury Notes	504,600	3/13/2009
Federal Home Loan Bank - Treasury Notes	296,159	9/25/2009
Federal Home Loan Bank - Treasury Notes	350,694	2/1/2008
Federal Home Loan Bank - Treasury Notes	250,158	8/4/2009
Federal Home Loan Bank - Discount Notes	392,080	2/1/2008
Federal Home Loan Mortgage Corporation- Treasury Note	248,362	4/17/2008
Federal Farm Credit Bank - Treasury Note	165,247	8/25/2008
Bankers' Acceptance Notes	317,712	1/22/2008
STAR Ohio	<u>5,291,830</u>	Average 41 Days
Total	<u><u>\$8,901,598</u></u>	

Interest Rate Risk

The City’s investment policy addresses interest rate risk to the extent that it allows the Finance Director to invest funds primarily in short-term securities so that securities mature to meet cash requirements for ongoing operations, thereby avoiding the need to sell securities on the open market prior to maturity. State statute requires that an investment mature within five years from the date of purchase, unless matched to a specific obligation or debt of the City, and that an investment must be purchased with the expectation that it will be held to maturity. The stated intent of the policy is to avoid the need to sell securities prior to maturity.

City of Pickerington, Ohio
Notes to the Basic Financial Statements
For the Year Ended December 31, 2007

Credit Risk

The City's investment policy addresses credit risk to the extent that it limits the Finance Director to invest public funds in a diversified portfolio to minimize potential losses on individual investments and provide maximum security with the highest investment return.

The Federal Home Loan Bank Treasury Notes, the Federal Home Loan Mortgage Corporation Treasury Notes, and the Federal Farm Credit Bank Treasury Notes carry a rating of Aaa by Moody's. The Federal National Mortgage Association Discount Notes, the Federal Home Loan Bank Discount Notes, and the Bankers' Acceptance Notes carry a rating of A1 by Moody's. STAR Ohio carries a rating of AAAM by Standard and Poor's. Ohio law requires that STAR Ohio maintain the highest rating provided by at least one nationally recognized standard rating service.

Concentration of Credit Risk

Concentration of credit risk is defined by the Governmental Accounting Standards Board as having five percent or more invested in the securities of a single issuer. The City places no limit on the amount it may invest in any one issuer. Of the City's total investments, 24% is invested in Federal Home Loan Bank Treasury Notes, 4% is invested in Federal National Mortgage Association Discount Notes, 4% is invested in Federal Home Loan Bank Discount Notes, 3% is invested in Federal Home Loan Mortgage Corporation Treasury Notes, 2% is invested in Federal Farm Credit Bank Treasury Notes, and 4% is invested in Bankers' Acceptance Notes.

NOTE 7 - PROPERTY TAXES

Property taxes include amounts levied against all real, public utility and tangible personal property located in the City. Property tax revenue received during 2007 for real and public utility property taxes represents collections of 2006 taxes. Property tax payments received during 2007 for tangible personal property (other than public utility property) is for 2007 taxes.

2007 real property taxes are levied after October 1, 2007, on assessed value as of January 1, 2007, the lien date. Assessed values are established by State law at 35 percent of the appraised value. 2007 real property taxes are collected in and intended to finance 2008.

Public utility tangible personal property currently is assessed at varying percentages of true value; public utility real property is assessed at 35 percent of true value. 2007 public utility property taxes became a lien December 31, 2006, are levied after October 1, 2007, and are collected in 2008 with real property taxes.

2007 tangible personal property taxes are levied after October 1, 2007, on the value as of December 31, 2006. Collections are made in 2007. Tangible personal property assessments for machinery and equipment were 25 percent of true value and 23 percent of true value of inventory. The tangible personal property tax is being phased out – the assessment percentage for all property including inventory for 2007 is 12.5 percent. This will be reduced to 6.25 percent for 2008 and zero for 2009.

City of Pickerington, Ohio
Notes to the Basic Financial Statements
For the Year Ended December 31, 2007

The full tax rate for all City operations for the year ended December 31, 2007, was \$7.80 per \$1,000 of assessed value. The assessed values of real and tangible personal property upon which 2007 property tax receipts were based are as follows:

	<u>2007</u>
Real Property/ Public Utility Real	\$371,001,510
Public Utility Personal	2,404,130
General Business Personal	<u>3,365,560</u>
Total Assessed Value	<u><u>\$376,771,200</u></u>

Real property taxes are payable annually and semi-annually. If paid annually, payment is due December 31; if paid semi-annually, the first payment is due December 31, with the remainder payable by June 20. Under certain circumstances, State statute permits later payment dates to be established. For 2007, the due dates were February 19 and July 15.

Tangible personal property taxes paid by multi-county taxpayers are due September 20. Single county taxpayers may pay annually or semi-annually. If paid annually, payment is due April 30; paid semi-annually, the first payment is due April 30, with the remainder payable at September 20.

The County Treasurer collects property taxes on behalf of Fairfield County, including the City of Pickerington. The County Auditor periodically remits to the City its portion of the taxes collected. Property taxes receivable represents real and tangible personal property taxes, public utility taxes and outstanding delinquencies which are measurable as of December 31, 2007 and for which there is an enforceable legal claim. In the General Fund and Police Special Revenue Fund, the entire receivable has been offset by deferred revenue since the current taxes were not levied to finance 2007 operations and the collection of delinquent taxes during the available period is not subject to reasonable estimation. On a full accrual basis, collectible delinquent property taxes have been recorded as revenue while the remainder of the receivable is deferred.

NOTE 8 - INCOME TAX

The City levies a municipal income tax of one percent on substantially all income earned within the City. In addition, the residents of the City are required to pay income tax on income earned outside of the City; however, the City allows a credit for income taxes paid to another municipality equal to 50 percent of the amount obtained by multiplying the lower of the tax rate of such other municipality or of the City by the taxable income earned in or attributable to the municipality of employment.

Employers within the City are required to withhold income tax on employee compensation and remit the tax to the City quarterly. Corporations and other individual taxpayers are required to pay their estimated tax quarterly and file a declaration semi-annually.

Income tax proceeds are used for general municipal operations, maintenance, new equipment, extension and enlargement of municipal services and facilities and capital improvements of the City of Pickerington. In 2007, the proceeds were receipted into the General Fund.

City of Pickerington, Ohio
Notes to the Basic Financial Statements
For the Year Ended December 31, 2007

NOTE 9 - RECEIVABLES

Receivables at December 31, 2007 consisted primarily of taxes, payment in lieu of taxes, intergovernmental receivables arising from grants, entitlements and shared revenues, interest on investments, and utility accounts. All receivables except property taxes are expected to be received within one year. Property taxes, although ultimately collectible, include some portion of delinquencies that will not be collected within one year.

A summary of intergovernmental receivables follows:

<u>Governmental Activities</u>	
Homestead and Rollback	\$184,600
Local Government Subsidies	185,517
Estate Taxes	29,887
Gasoline Tax	236,030
Motor Vehicle License Tax	58,994
Ohio Department of Transportation Grant	117,755
DARE Grant	10,357
Miscellaneous Reimbursements	<u>5,069</u>
Total Governmental Activities	<u><u>\$828,209</u></u>

Payment in Lieu of Taxes

The City entered into Tax Increment Financing Agreements in 1997 between the City and Bob Evans Farms, Inc., Pickerington Plaza Limited Partnership, and Steak n Shake, Inc., for the purpose of constructing a movie theater, two restaurants and a retail center. During 2002, the City entered into four additional Tax Increment Financing Agreements with various developers for the purpose of constructing several retail and commercial centers.

To encourage these improvements, the companies and home owners were granted an exemption from paying any property taxes on the new construction; however, payments in lieu of taxes are made to the City in an amount equal to the real property taxes that otherwise would have been due in that current year. These payments are being used to finance public improvements and will continue over ten years. The City is not able to record a receivable for all future payments because the payments are based upon projected collections. A receivable has been recorded in the amount of \$644,756 which represents amounts measurable at December 31, 2007.

City of Pickerington, Ohio
Notes to the Basic Financial Statements
For the Year Ended December 31, 2007

NOTE 10 – CAPITAL ASSETS

Capital asset activity for the year ended December 31, 2007, was as follows:

	Balance December 31, 2006	Additions	Reductions	Balance December 31, 2007
<u>Governmental Activities:</u>				
Non-Depreciable Capital Assets:				
Land	\$4,426,215	\$922,754	\$0	\$5,348,969
Construction in Progress	1,787,268	620,423	(427,532)	1,980,159
Total Non Depreciable Capital Assets	<u>6,213,483</u>	<u>1,543,177</u>	<u>(427,532)</u>	<u>7,329,128</u>
Depreciable Capital Assets:				
Land Improvements	1,493,670	0	0	1,493,670
Buildings	4,640,622	314,443	(117,399)	4,837,666
Equipment	1,086,549	105,171	0	1,191,720
Infrastructure	45,059,567	118,880	0	45,178,447
Vehicles	855,905	106,931	(94,240)	868,596
Total Depreciable Capital Assets	<u>53,136,313</u>	<u>645,425</u>	<u>(211,639)</u>	<u>53,570,099</u>
Accumulated Depreciation:				
Land Improvements	(638,941)	(70,082)	0	(709,023)
Buildings	(921,736)	(92,516)	6,915	(1,007,337)
Equipment	(568,676)	(96,985)	0	(665,661)
Infrastructure	(10,837,930)	(1,513,560)	0	(12,351,490)
Vehicles	(606,068)	(59,939)	59,158	(606,849)
Total Accumulated Depreciation	<u>(13,573,351)</u>	<u>(1,833,082) *</u>	<u>66,073</u>	<u>(15,340,360)</u>
Total Depreciable Capital Assets, Net	<u>39,562,962</u>	<u>(1,187,657)</u>	<u>(145,566)</u>	<u>38,229,739</u>
Governmental Capital Assets, Net	<u>\$45,776,445</u>	<u>\$355,520</u>	<u>(\$573,098)</u>	<u>\$45,558,867</u>

*Depreciation expense was charged to governmental activities as follows:

<u>Governmental Activities:</u>	
General Government	\$79,409
Security of Persons and Property	160,403
Transportation	1,549,879
Leisure Time Activities	43,391
Total Depreciation Expense	<u>\$1,833,082</u>

City of Pickerington, Ohio
Notes to the Basic Financial Statements
For the Year Ended December 31, 2007

	Balance December 31, 2006	Additions	Reductions	Balance December 31, 2007
<u>Business - Type Activities:</u>				
Non-Depreciable Capital Assets:				
Land	\$840,867	\$0	\$0	\$840,867
Construction in Progress	428,241	1,087,125	(435,898)	1,079,468
Total Non Depreciable Capital Assets	<u>1,269,108</u>	<u>1,087,125</u>	<u>(435,898)</u>	<u>1,920,335</u>
Depreciable Capital Assets:				
Land Improvements	35,124	0	0	35,124
Buildings	11,535,871	227,100	0	11,762,971
Equipment	4,793,909	35,064	(195,782)	4,633,191
Infrastructure	34,516,238	573,403	0	35,089,641
Vehicles	330,579	0	(10,020)	320,559
Total Depreciable Capital Assets	<u>51,211,721</u>	<u>835,567</u>	<u>(205,802)</u>	<u>51,841,486</u>
Accumulated Depreciation:				
Land Improvements	(15,502)	(1,756)	0	(17,258)
Buildings	(3,258,310)	(230,724)	0	(3,489,034)
Equipment	(2,131,313)	(313,409)	150,101	(2,294,621)
Infrastructure	(4,201,704)	(536,258)	0	(4,737,962)
Vehicles	(208,645)	(25,690)	10,020	(224,315)
Total Accumulated Depreciation	<u>(9,815,474)</u>	<u>(1,107,837)</u>	<u>160,121</u>	<u>(10,763,190)</u>
Total Depreciable Capital Assets, Net	<u>41,396,247</u>	<u>(272,270)</u>	<u>(45,681)</u>	<u>41,078,296</u>
Business - Type Activities Capital Assets, Net	<u>\$42,665,355</u>	<u>\$814,855</u>	<u>(\$481,579)</u>	<u>\$42,998,631</u>

NOTE 11 - DEFINED BENEFIT PENSION PLANS

A. Ohio Public Employees Retirement System

Plan Description – The City participates in the Ohio Public Employees Retirement System (OPERS). OPERS administers three separate pension plans. The traditional plan is a cost-sharing, multiple-employer defined benefit pension plan. The member-directed plan is a defined contribution plan in which the member invests both member and employer contributions (employer contributions vest over five years at 20 percent per year). Under the member directed plan, members accumulate retirement assets equal to the value of the member and vested employer contributions plus any investment earnings. The combined plan is a cost-sharing, multiple-employer defined benefit pension plan that has elements of both a defined benefit and a defined contribution plan. Under the combined plan, employer contributions are invested by the retirement system to provide a formula retirement benefit similar to the traditional plan benefit. Member contributions, whose investment is self-directed by the member, accumulate retirement assets in a manner similar to the member directed plan. While members in the State and local divisions may participate in all three plans, law enforcement (generally sheriffs, deputy sheriffs and township police) and public safety divisions exist only within the traditional pension plan.

City of Pickerington, Ohio
Notes to the Basic Financial Statements
For the Year Ended December 31, 2007

OPERS provides retirement, disability, survivor and death benefits and annual cost of living adjustments to members of the traditional and combined plans. Members of the member directed plan do not qualify for ancillary benefits. Authority to establish and amend benefits is provided by Chapter 145 of the Ohio Revised Code. OPERS issues a stand-alone financial report that may be obtained by writing to OPERS, 277 East Town Street, Columbus, Ohio 43215-4642 or by calling (614) 222-5601 or 800-222-7377.

Funding Policy – The Ohio Revised Code provides statutory authority for member and employer contributions. For the year ended December 31, 2007, members in state and local classifications contributed 9.5 percent of covered payroll, public safety members contributed 9.75 percent and law enforcement members contributed 10.1 percent.

The City's contribution rate for 2007 was 13.85 percent, except for those plan members in law enforcement or public safety, for whom the City's contribution was 17.17 percent of covered payroll. For the period January 1 through June 30, a portion of the City's contribution equal to 5 percent of covered payroll was allocated to fund the post-employment health care plan; for the period July 1 through December 31, 2007 this amount was increased to 6 percent. Employer contribution rates are actuarially determined. State statute sets a maximum contribution rate for the City of 14 percent, except for public safety and law enforcement, where the maximum employer contribution rate is 18.1 percent.

The City's required contributions for pension obligations to the traditional and combined plans for the years ended December 31, 2007, 2006, and 2005 were \$246,669, \$262,580 and \$253,464 respectively; 87.02 percent has been contributed for 2007 and 100 percent for 2006 and 2005. Contributions to the member-directed plan for 2007 were \$21,845 made by the City and \$14,984 made by the plan members.

B. Ohio Police and Fire Pension Fund

Plan Description – The City contributes to the Ohio Police and Fire Pension Fund (OP&F), a cost-sharing multiple-employer defined benefit pension plan. OP&F provides retirement and disability pension benefits, annual cost-of-living adjustments, and death benefits to plan members and beneficiaries. Benefit provisions are established by the Ohio State Legislature and are codified in Chapter 742 of the Ohio Revised Code. OP&F issues a publicly available financial report that includes financial information and required supplementary information for the plan. That report may be obtained by writing to the Ohio Police and Fire Pension Fund, 140 East Town Street, Columbus, Ohio 43215-5164.

Funding Policy – The City has no firefighters. Plan members are required to contribute 10 percent of their annual covered salary to fund pension obligations. The City's contribution was 19.5 percent for police officers. Contribution rates are established by State statute. For 2007, a portion of the City's contribution equal to 6.75 percent of covered payroll was allocated to fund the post-employment health care plan. The City's pension contributions to OP&F were \$225,135 for the year ended December 31, 2007, \$185,713 for the year ended December 31, 2006, and \$165,187 for the year ended December 31, 2005. The full amount has been contributed for 2006 and 2005. 95.49 percent has been contributed for 2007.

City of Pickerington, Ohio
Notes to the Basic Financial Statements
For the Year Ended December 31, 2007

NOTE 12 - POSTEMPLOYMENT BENEFITS

A. Ohio Public Employees Retirement System

Plan Description – OPERS maintains a cost sharing multiple employer defined benefit post-employment health care plan for qualifying members of both the traditional and combined pension plans. Members of the member directed plan do not qualify for ancillary benefits, including post-employment health care. The plan includes a medical plan, a prescription drug program and Medicare Part b premium reimbursement.

To qualify for post-employment health care coverage, age and service retirees under the traditional and combined plans must have ten or more years of qualifying Ohio service credit. Health care coverage for disability benefit recipients and qualified survivor benefit recipients is available. The Ohio Revised Code permits, but does not require, OPERS to provide health care benefits to its eligible members and beneficiaries. Authority to establish and amend benefits is provided in Chapter 145 of the Ohio Revised Code.

Disclosures for the health care plan are presented separately in the OPERS financial report which may be obtained by writing to OPERS, 277 East Town Street, Columbus, Ohio 43215-4642 4642 or by calling (614) 222-5601 or 800-222-7377.

Funding Policy – The post-employment health care plan was established under, and is administered in accordance with, Internal Revenue Code 401 (h). State statute requires that public employers fund post-employment health care through contributions to OPERS. A portion of each employer's contribution to the traditional or combined plans is set aside for the funding of post-employment health care.

The retirement board is also authorized to establish rules for the payment of a portion of the health care benefits by the retiree or the retiree's surviving beneficiaries. Payment amounts vary depending on the number of covered dependents and the coverage selected. Active members do not make contributions to the post-employment health care plan.

The City's contributions allocated to fund post-employment health care benefits for the years ended December 31, 2007, 2006, and 2005 were \$167,672, \$128,436 and \$106,163 respectively; 85.40 percent has been contributed for 2007 and 100 percent for 2006 and 2005.

On September 9, 2004 the OPERS Retirement Board adopted a Health Care Preservation Plan which was effective January 1, 2007. Member and employer contribution rates increased as of January 1, 2006, January 1, 2007, and January 1, 2008, which allowed additional funds to be allocated to the health care plan.

B. Ohio Police and Fire Pension Fund

Plan Description – The City contributes to the Ohio Police and Fire Pension Fund (OP&F) sponsored healthcare program, a cost-sharing multiple-employer defined post-employment healthcare plan administered by OP&F. OP&F provides healthcare benefits including coverage for medical, prescription drugs, dental, vision, Medicare Part B Premium reimbursement and long term care to retirees, qualifying benefit recipients and their eligible dependents.

OP&F provides access to post-retirement healthcare coverage for any person who receives or is eligible to receive a monthly service, disability, or survivor benefit or is a spouse or eligible dependent child of such person.

City of Pickerington, Ohio
Notes to the Basic Financial Statements
For the Year Ended December 31, 2007

The Ohio Revised Code allows, but does not mandate, OP&F to provide OPEB benefits. Authority for the OP&F Board of Trustees to provide healthcare coverage to eligible participants and to establish and amend benefits is codified in Chapter 742 of the Ohio Revised Code.

OP&F issues a publicly available financial report that includes financial information and required supplementary information for the Plan. That report may be obtained by writing to OP&F, 140 East Town Street, Columbus, Ohio 43215-5164.

Funding policy – OP&F’s post-employment healthcare plan was established and is administered as an Internal Revenue Code 401(h) account within the defined benefit pension plan, under the authority granted by the Ohio Revised Code to the OP&F Board of Trustees. The Ohio Revised Code sets the contribution rates for participating employers and for plan members to the OP&F. Participating employers are required to contribute to the pension plan at rates expressed as percentages of the payroll of active pension plan members, currently, 19.50 percent and 24.00 percent of covered payroll for police and fire employers, respectively.

The Board of Trustees is authorized to allocate a portion of the total employer contributions made to the pension plan to the 401(h) account as the employer contribution for retiree healthcare benefits. For the year ended December 31, 2007, the employer contribution allocated to the healthcare plan was 6.75 percent of covered payroll. The amount of employer contributions allocated to the healthcare plan each year is subject to the trustees’ primary responsibility to ensure that pension benefits are adequately funded and also is limited by the provisions of Section 401(h).

The OP&F Board of Trustees is also authorized to establish requirements for contributions to the healthcare plan by retirees and their eligible dependents, or their surviving beneficiaries. Payment amounts vary depending on the number of covered dependents and the coverage selected. Active members do not make contributions to the OPEB Plan.

The Ohio Police and Fire Pension Fund (OP&F) provides postretirement health care coverage to any person who receives or is eligible to receive a monthly service, disability or survivor benefit check or is a spouse or eligible dependent child of such person. An eligible dependent child is any child under the age of 18 whether or not the child is attending school, or under the age of 22 if attending school full-time or on a 2/3 basis.

The Ohio Revised Code provides the authority allowing the Ohio Police and Fire Pension Fund’s board of trustees to provide health care coverage and states that health care costs paid from the funds of OP&F shall be included in the employer's contribution rate. Health care funding and accounting is on a pay-as-you-go basis. The total police employer contribution rate is 19.5 percent of covered payroll, of which 6.75 percent of covered payroll was applied to the postemployment health care program during 2007. In addition, since July 1, 1992, most retirees have been required to contribute a portion of the cost of their health care coverage through a deduction from their monthly benefit payment. Beginning in 2001, all retirees and survivors have monthly health care contributions.

The City’s contributions to OP&F which were allocated to fund post-employment health care benefits for police were \$119,189 for the year ended December 31, 2007, \$122,492 for the year ended December 31, 2006, and \$108,953 for the year ended December 31, 2005. The full amount has been contributed for 2006 and 2005. 95.45 percent has been contributed for police for 2007.

City of Pickerington, Ohio
Notes to the Basic Financial Statements
For the Year Ended December 31, 2007

NOTE 13 – OTHER EMPLOYEE BENEFITS

A. Compensated Absences

Vacation leave is earned at varying rates based upon length of service. A maximum number of vacation hours may be accumulated based on length of service. Any unused vacation exceeding the maximum allowance is eliminated from the employee's leave balance. At the time of termination of employment or death, an employee (or his estate) is paid for his unused vacation leave.

Sick leave is earned at the rate of four and six tenths hours per eighty hours of service and can be accumulated without limit. In the case of death or retirement all employees, except Policemen, who have ten years of service, are paid for one-third of their accumulated sick leave up to a maximum payment equal to forty days. In the case of death or retirement all Policemen are paid fifty percent of their accumulated sick leave up to a maximum of forty-five days.

After forty or more days have been accumulated, City employees are eligible to sell back certain amounts of sick leave. The formula depends on the number of sick days taken in the preceding calendar year. Employees eligible to retire within three years are also eligible to sell back leave. All employees must retain a minimum balance of forty days.

B. Insurance Options

The City provides health and major medical insurance for all eligible employees through Medical Mutual. The City also provides prescription drug insurance to its employees through the same insurance carrier. The City offers dental coverage through Delta Dental of Ohio, life insurance coverage through Jefferson Pilot, and vision coverage through the Vision Service Plan, Inc.

NOTE 14 - RISK MANAGEMENT

The City is exposed to various risks of loss related to torts; theft of, damage to, and destruction of assets; errors and omissions; injuries to employees and natural disasters. During 2007, the City contracted with CORMA for property and general liability, automobile liability, boiler and machinery liability, law enforcement liability, and public officials' liability.

Under the CORMA program for general liability, law enforcement liability, and public officials' liability, the City has \$10,000,000 of total liability coverage and \$2,000,000 in coverage for each occurrence. The City carries a \$100,000 deductible for both law enforcement and public officials' liability insurance. Property insurance is covered to a limit of \$200,000,000 with a \$25,000 deductible. Under automobile liability the City has \$1,000,000 of total liability coverage for each occurrence. Boiler and machinery insurance is covered to a limit of \$50,000,000 with various sublimits. The City carries a \$1,000 deductible for boiler and machinery liability. Settlements have not exceeded coverage in any of the last three years. There has not been a significant reduction in coverage from the prior year.

Any member may withdraw from CORMA at any term anniversary date upon ninety days prior written notice. Such notice shall be addressed to the President of CORMA and shall be accompanied by a resolution or ordinance of the governing body of the member determining to withdraw. Upon withdraw from CORMA the City would have no further obligation.

City of Pickerington, Ohio
Notes to the Basic Financial Statements
For the Year Ended December 31, 2007

The City participates in the Ohio Municipal League workers' compensation group rating plan (the Plan), an insurance purchasing pool (see Note 20). The Plan is intended to achieve lower workers' compensation rates while establishing safer working conditions and environments for the participants. The workers' compensation experience of the participating municipalities is calculated as one experience in order to create a lower workers' compensation premium rate. Each municipality pays its workers' compensation premium to the State based on the rate for the Plan rather than the municipality's individual rate.

In order to allocate the savings derived by the formation of the Plan, and to maximize the number of participants in the Plan, annual calculations are made of the total savings accrued to the Plan through its formation. This savings is then compared to the overall savings percentage of the Plan. Collections of rate contributions from or payments of rate equalization rebates to the various participants are then made. Participation in the Plan is limited to municipalities that can meet the Plan's selection criteria. The firm of Gates McDonald & Company performs claims administration, actuarial cost control, and consulting services for participants. Each year the City pays an enrollment fee to the Plan to cover the costs of administering the program.

NOTE 15 - CAPITAL LEASES - LESSEE DISCLOSURE

The City has outstanding capital leases for copiers, a mailing machine, a street sweeper and a police station facility. During 2007, the City entered into two new capital leases for copiers. Each lease meets the criteria of a capital lease as defined by *Statement of Financial Accounting Standards No. 13 "Accounting for Leases,"* which defines a capital lease generally as one which transfers benefits and risks of ownership to the lessee. Capital lease payments are reflected as debt service expenditures in the basic financial statements for governmental funds.

A police facility and equipment acquired by lease has been capitalized in the government-wide statements governmental activities in the amount of \$4,354,348 and business-type activities in the amount of \$258,941, which is equal to the present value of the future minimum lease payments at the time of acquisition. A corresponding liability was recorded in the government-wide statements for governmental activities and business-type activities; respectively. Governmental activities capitalized leased assets are reflected net of accumulated depreciation in the amount of \$3,856,200. Business-type capitalized leases assets are reflected net of accumulated depreciation in the amount of \$181,569.

City of Pickerington, Ohio
Notes to the Basic Financial Statements
For the Year Ended December 31, 2007

The following is a schedule of capital assets acquired through capital leases at December 31, 2007 for governmental and business-type activities:

Capitalized Leased Assets	Present Value of Future Minimum Lease Payments	Less Accumulated Depreciation 12/31/2007	Net of Accumulated Depreciation
<u>Governmental Activities:</u>			
Building	\$4,300,000	(\$485,321)	\$3,814,679
Equipment	54,348	(12,827)	41,521
Total Governmental Activities	<u>4,354,348</u>	<u>(498,148)</u>	<u>3,856,200</u>
<u>Business-Type Activities:</u>			
Equipment	196,167	(52,229)	143,938
Vehicle	62,774	(25,143)	37,631
Total Business-Type Activities	<u>258,941</u>	<u>(77,372)</u>	<u>181,569</u>
Total	<u>\$4,613,289</u>	<u>(\$575,520)</u>	<u>\$4,037,769</u>

Principal payments toward governmental activities capital leases during 2007 totaled \$164,688, \$148,000 for capitalized buildings, \$8,106 for capitalized equipment, and \$8,582 for capitalized vehicles. Principal payments toward business-type activities capital leases during 2007 totaled \$49,596, which was comprised of \$32,748 for capitalized equipment and \$16,848 for capitalized vehicles.

The following is a schedule of the future minimum lease payments at December 31, 2007 for governmental and business-type activities:

Year	Governmental Activities		Business-Type Activities	
	Principal	Interest	Principal	Interest
2008	\$166,258	\$188,142	\$33,439	\$3,978
2009	177,331	179,163	36,012	2,493
2010	188,524	169,554	12,359	697
2011	191,673	159,708	3,227	37
2012	200,782	149,969	0	0
2013-2017	1,180,000	586,687	0	0
2018-2022	<u>1,579,000</u>	<u>249,468</u>	<u>0</u>	<u>0</u>
Total	<u>\$3,683,568</u>	<u>\$1,682,691</u>	<u>\$85,037</u>	<u>\$7,205</u>

City of Pickerington, Ohio
Notes to the Basic Financial Statements
For the Year Ended December 31, 2007

NOTE 16 - LONG-TERM OBLIGATIONS

Changes in the City's long-term obligations during 2007 consist of the following:

	Outstanding 12/31/2006	Additions	Reductions	Outstanding 12/31/2007	Amounts Due Within One Year
<u>Governmental Activities:</u>					
<u>General Obligation Bonds:</u>					
Street Improvement					
2004 - \$1,550,000					
Serial Bonds - 5.00%	\$1,455,000	\$0	\$50,000	\$1,405,000	\$50,000
Bond Premium	16,562	0	897	15,665	0
Total General Obligation Bonds	<u>1,471,562</u>	<u>0</u>	<u>50,897</u>	<u>1,420,665</u>	<u>50,000</u>
<u>Long-Term Bond Anticipation Notes:</u>					
<u>2006 - \$6,595,000 Various Purpose - 4.50%</u>					
Courtright Road Realignment/ Downtown					
Streetscape/ Diley Road Improvement - \$2,170,000	2,120,000	0	2,120,000	0	0
Land Acquisition - \$250,000	225,000	0	225,000	0	0
Municipal Building Improvement - \$385,000	330,000	0	330,000	0	0
Police Facility - \$315,000	290,000	0	290,000	0	0
Center Street Property - \$490,000	420,000	0	420,000	0	0
Traffic Control Devices - \$260,000	260,000	0	260,000	0	0
<u>2007 - \$8,632,500 Various Purpose - 4.375%</u>					
Courtright Road Realignment/ Downtown					
Streetscape/ Diley Road Improvement - \$2,120,000	0	2,070,000	0	2,070,000	0
Land Acquisition - \$225,000	0	200,000	0	200,000	0
Municipal Building Improvement - \$330,000	0	255,000	0	255,000	0
Police Facility - \$290,000	0	265,000	0	265,000	0
Center Street Property - \$420,000	0	395,000	0	395,000	0
Traffic Control Devices - \$260,000	0	260,000	0	260,000	0
Total Long-Term Bond Anticipation Notes	<u>3,645,000</u>	<u>3,445,000</u>	<u>3,645,000</u>	<u>3,445,000</u>	<u>0</u>
<u>Long-Term Loans:</u>					
Diley Road Improvement					
State Infrastructure Bank Loan - 2005					
\$7,505,000 - 3.00%	3,645,680	1,199,984	0	4,845,664	231,860
Total Long-Term Loans	<u>3,645,680</u>	<u>1,199,984</u>	<u>0</u>	<u>4,845,664</u>	<u>231,860</u>
Compensated Absences	452,694	370,325	259,977	563,042	235,139
Capital Leases Payable	3,825,591	22,665	164,688	3,683,568	166,258
Total Governmental Activities	<u>\$13,040,527</u>	<u>\$5,037,974</u>	<u>\$4,120,562</u>	<u>\$13,957,939</u>	<u>\$683,257</u>

(continued)

City of Pickerington, Ohio
Notes to the Basic Financial Statements
For the Year Ended December 31, 2007

	Outstanding 12/31/2006	Additions	Reductions	Outstanding 12/31/2007	Amounts Due Within One Year
<u>Business-Type Activities:</u>					
<u>General Obligation Bonds:</u>					
Water System Improvement Various Purpose					
Utility General Obligation Refunding Bonds					
2003 - \$1,210,000					
Serial Bonds - 1.50 - 3.625%	\$850,000	\$0	\$95,000	\$755,000	\$95,000
Bond Premium	5,190	0	588	4,602	0
Deferred Amount on Refunding	(72,693)	0	(8,230)	(64,463)	0
Wastewater Treatment Plant Various Purpose					
Utility General Obligation Refunding Bonds					
2003 - \$2,165,000					
Serial Bonds - 1.50 - 3.625%	1,570,000	0	155,000	1,415,000	160,000
Bond Premium	6,720	0	683	6,037	0
Deferred Amount on Refunding	(171,049)	0	(17,395)	(153,654)	0
Sanitary Sewer Improvement Bonds					
1999 - \$2,850,000					
Serial Bonds - 4.85%	2,295,000	0	90,000	2,205,000	90,000
Total General Obligation Bonds	4,483,168	0	315,646	4,167,522	345,000
<u>Long-Term Bond Anticipation Notes:</u>					
<u>2006 - \$2,725,000 Various Purpose - 4.50%</u>					
Water Plant Tower - \$775,000	387,500	0	387,500	0	0
Sewer D-Line II, III & IV and Sewer Plant Engineer - \$1,950,000	1,900,000	0	1,900,000	0	0
<u>2007 - \$8,632,500 Various Purpose - 4.375%</u>					
Water Plant - \$2,700,000	0	2,600,000	0	2,600,000	0
Sewer D-Line II, III, & IV and Sewer Plant Engineer - \$1,900,000	0	1,850,000	0	1,850,000	0
2007 - Wastewater Plant Engineering					
\$775,000 - 4.15%	0	700,000	0	700,000	0
Total Long-Term Bond Anticipation Notes	2,287,500	5,150,000	2,287,500	5,150,000	0
<u>Revenue Notes:</u>					
2006 - Water Plant - \$2,800,000 - 3.85%					
	2,700,000	0	2,700,000	0	0
<u>OWDA Loans:</u>					
1973 - OWDA Loan \$440,864 - 6.25%					
	157,685	0	20,370	137,315	21,643
2001 - OWDA Loan \$819,398 - 4.64%					
	678,841	0	32,191	646,650	33,702
Total OWDA	836,526	0	52,561	783,965	55,345
1994 - Issue Two Notes \$189,057 - 0.00%					
	31,507	0	12,604	18,903	12,604
Compensated Absences Payable	99,976	16,700	2,408	114,268	54,602
Capital Leases Payable	134,633	0	49,596	85,037	33,439
Total Business-Type Activities	\$10,573,310	\$5,166,700	\$5,420,315	\$10,319,695	\$500,990

City of Pickerington, Ohio
Notes to the Basic Financial Statements
For the Year Ended December 31, 2007

Governmental Activities:

General Obligation Bonds

The 2004 street improvement general obligation serial bonds were issued for the purpose of improving Courtright and Diley roads, realigning East Street, and constructing sidewalks, curbs and gutters on Refugee and Hill roads. The general obligation bonds were sold at a premium of \$18,845 that will be amortized over the term of the bonds. Issuance costs associated with the bond issue in the amount of \$26,380 are deferred and will be amortized over the term of the bonds.

Bonds maturing December 1, 2008 are subject to mandatory sinking fund redemption on December 1, 2007 in the principal amount of \$50,000 plus accrued interest to the date of redemption. Unless otherwise called for redemption, the remaining \$50,000 principal amount of such bonds is to be paid at stated maturity.

Bonds maturing December 1, 2010 are subject to mandatory sinking fund redemption on December 1, 2009 in the principal amount of \$55,000 plus accrued interest to the date of redemption. Unless otherwise called for redemption, the remaining \$60,000 principal amount of such bonds is to be paid at stated maturity.

Bonds maturing December 1, 2012 are subject to mandatory sinking fund redemption on December 1, 2011 in the principal amount of \$65,000 plus accrued interest to the date of redemption. Unless otherwise called for redemption, the remaining \$65,000 principal amount of such bonds is to be paid at stated maturity.

Bonds maturing December 1, 2014 are subject to mandatory sinking fund redemption on December 1, 2013 in the principal amount of \$70,000 plus accrued interest to the date of redemption. Unless otherwise called for redemption, the remaining \$70,000 principal amount of such bonds is to be paid at stated maturity.

Bonds maturing December 1, 2016 are subject to mandatory sinking fund redemption on December 1, 2015 in the principal amount of \$75,000 plus accrued interest to the date of redemption. Unless otherwise called for redemption, the remaining \$80,000 principal amount of such bonds is to be paid at stated maturity.

Bonds maturing December 1, 2018 are subject to mandatory sinking fund redemption on December 1, 2017 in the principal amount of \$85,000 plus accrued interest to the date of redemption. Unless otherwise called for redemption, the remaining \$90,000 principal amount of such bonds is to be paid at stated maturity.

Bonds maturing December 1, 2021 are subject to mandatory sinking fund redemption on December 1, 2019, and on each December 1 thereafter at 100% of the principal amount thereof plus accrued interest to the date of redemption, according to the following schedule:

<u>Year</u>	<u>Principal Amount to be Redeemed</u>
2019	\$95,000
2020	95,000
	<u>\$190,000</u>

City of Pickerington, Ohio
Notes to the Basic Financial Statements
For the Year Ended December 31, 2007

Unless otherwise called for redemption, the remaining \$105,000 principal amount of such bonds is to be paid at stated maturity.

Bonds maturing December 1, 2024 are subject to mandatory sinking fund redemption on December 1, 2022, and on each December 1 thereafter at 100% of the principal amount thereof plus accrued interest to the date of redemption according to the following schedule:

Year	Principal Amount to be Redeemed
2022	\$110,000
2023	115,000
	\$225,000

Unless otherwise called for redemption, the remaining \$120,000 principal amount of such bonds is to be paid at stated maturity.

Bonds maturing after December 1, 2014 are subject to optional redemption, in whole or in part, at the option of the City, in inverse order of maturity, in integral multiples of \$5,000 and by lot within a maturity, on any date commencing December 1, 2014 at the redemption price of 100% of the principal amount to be redeemed, plus accrued interest to the redemption date.

General obligation bonded debt service requirements to maturity are as follows:

Year	Street Improvement General Obligation Bonds		
	Principal	Interest	Total
2008	\$50,000	\$70,250	\$120,250
2009	55,000	67,750	122,750
2010	60,000	65,000	125,000
2011	65,000	62,000	127,000
2012	65,000	58,750	123,750
2013-2017	380,000	241,500	621,500
2018-2022	495,000	135,500	630,500
2023-2024	235,000	17,750	252,750
Total	\$1,405,000	\$718,500	\$2,123,500

City of Pickerington, Ohio
Notes to the Basic Financial Statements
For the Year Ended December 31, 2007

Long-Term Bond Anticipation Notes

The various purpose bond anticipation notes issued on March 5, 2007 for \$8,632,500 mature on March 5, 2008. The various purpose bond anticipation notes issued include \$3,645,000 in governmental bond anticipation notes and \$4,987,500 in business-type bond anticipation notes. Governmental bond anticipation notes in the amount of \$3,445,000 represent the long-term portion that was refinanced prior to the issuance of the financial statements. The remaining \$200,000 in governmental bond anticipation notes are reported as short-term notes payable in Note 17. The business-type portion of this bond anticipation note is addressed below in the business-type activity section of this note.

The various purpose long-term governmental bond anticipation notes include the following: \$2,070,000 street improvement bond anticipation notes issued for the purpose of paying part of the costs of constructing street improvements in the City, including improvements to Diley Road, the Courtright Road realignment, and streets, sidewalks, curbs and gutters, and other street improvements in the downtown area; \$200,000 land acquisition bond anticipation notes were issued for the purpose of paying part of the costs of acquiring real property for use as park land; \$255,000 municipal building bond anticipation notes were issued for the purpose of paying part of the cost of constructing and acquiring improvements and renovations to the City Hall and Building Department Buildings; \$265,000 police facility bond anticipation notes were issued for the purpose of paying part of the costs of acquiring, constructing, equipping and furnishing a police building; \$395,000 Center Street property bond anticipation notes were issued for the purpose of paying part of the costs of acquiring real property for purposes of the City; and \$260,000 traffic control bond anticipation notes were issued for the purpose of paying part of the cost of acquiring and installing traffic control devices and related street improvements. The long-term portion governmental bond anticipation notes were refinanced on March 5, 2008. See Note 23.

Long-Term Loans

On October 19, 2005, the City entered into a State Infrastructure Bank Loan agreement with the Ohio Department of Transportation in the amount of \$7,505,000 for the purpose of financing the Diley Road Widening and Realignment Project. The City is pledging municipal income tax revenues, motor vehicle license tax funds, motor vehicle gasoline tax funds, stormwater utility fees, and water utility capacity fees. During 2007, the City drew down \$1,199,984 in loan proceeds. Once the terms of the loan are finalized the Ohio Department of Transportation will provide an amortization schedule of future principal and interest requirements.

Compensated Absences Payable

The City will pay compensated absences from the General Fund and the Parks and Recreation, Police, Street, and State Highway Special Revenue Funds.

Capital Leases Payable

The City has outstanding capital leases for copiers and a police facility. These leases will be repaid through the General Fund, the Police Special Revenue Fund, and the Police Impact Fee Capital Projects Fund.

City of Pickerington, Ohio
Notes to the Basic Financial Statements
For the Year Ended December 31, 2007

Business-Type Activities:

General Obligation Bonds

The 2003 various purpose utility general obligation refunding bonds originally were issued in the amount of \$3,375,000 with interest rates varying from 1.5 percent to 3.6 percent. The proceeds were used to refund the 1994 water system improvement general obligation bonds in the amount of \$1,095,000 and 1995 wastewater treatment plant improvement general obligation bonds in the amount of \$1,910,000. The general obligation refunding bonds were sold at a premium of \$15,935, which will be amortized over the life of the bonds. Issuance costs associated with the bond issue were \$64,662 and are deferred and will be amortized over the life of the bond issue. These refunding bonds will be repaid from Water and Sewer Enterprise Fund revenues.

The advance refunding resulted in a difference between the net carrying amount of the debt and the acquisition price. This difference, reported in the accompanying financial statements as an increase to bonds payable, is being amortized to interest expense through the year 2014 for the water system improvement general obligation bonds and through the year 2015 for the wastewater treatment plant improvement general obligation bonds using the straight-line method. The total amount amortized for 2007 is \$25,625.

The various purpose general obligation refunding bonds maturing on and after December 1, 2004 are subject to prior redemption, by and at the sole opinion of the City, either in whole or in part (as selected by the City) on any date on or after December 1, 2004, at the following redemption prices (expressed as percentages of the principal amount redeemed), plus accrued interest to the redemption date:

<u>Redemption Dates (inclusive)</u>	<u>Redemption Prices</u>
December 1, 2004 through November 30, 2005	102%
December 1, 2005 and thereafter	102%

The 1999 sanitary sewer improvement general obligation bonds, originally issued in the amount of \$2,850,000 with an interest rate of 4.85 percent, were issued for the purpose of retiring the bond anticipation notes previously issued for the purpose of acquiring and constructing a sanitary sewer system. These general obligation bonds will be paid from Sewer Enterprise revenues.

City of Pickerington, Ohio
Notes to the Basic Financial Statements
For the Year Ended December 31, 2007

Principal and interest requirements to retire the City's general obligation bonds payable from the Sewer and Water enterprise funds outstanding at December 31, 2007 were:

Year	Sewer General Obligation Bonds		Water General Obligation Bonds		Total	
	Principal	Interest	Principal	Interest	Principal	Interest
2008	\$250,000	\$153,213	\$95,000	\$24,308	\$345,000	\$177,520
2009	260,000	144,848	105,000	21,933	365,000	166,780
2010	270,000	135,703	100,000	19,045	370,000	154,748
2011	280,000	125,753	110,000	16,045	390,000	141,798
2012	290,000	114,468	110,000	12,195	400,000	126,663
2013-2017	1,225,000	392,803	235,000	12,665	1,460,000	405,468
2018-2022	850,000	175,085	0	0	850,000	175,085
2023	195,000	9,458	0	0	195,000	9,458
Total	<u>\$3,620,000</u>	<u>\$1,251,328</u>	<u>\$755,000</u>	<u>\$106,190</u>	<u>\$4,375,000</u>	<u>\$1,357,518</u>

Long-Term Bond Anticipation Notes

The various purpose bond anticipation notes issued on March 5, 2007 for \$8,632,500 mature on March 5, 2008. The various purpose bond anticipation notes issued include \$4,987,500 in business-type bond anticipation notes and \$3,645,000 in governmental bond anticipation notes. Business-type bond anticipation notes in the amount of \$4,450,000 represent the long-term portion that was refinanced prior to the issuance of the financial statements. The remaining \$537,500 in business-type bond anticipation notes are reported as short-term notes payable and are presented in the short-term obligations Note 17.

The various purpose long-term business-type bond anticipation notes include the following: the \$2,600,000 water system bond anticipation notes were issued for the purpose of water system improvements and the \$1,850,000 bond anticipation notes were issued for the purpose of paying construction costs related to the D-Line Sewer Project and engineering costs related to the Sycamore Creek E-Line Sewer Project. The long-term portion business-type bond anticipation notes were refinanced on March 5, 2008. See Note 23.

The \$775,000 wastewater plant engineering bond anticipation notes issued on June 20, 2007 mature on March 5, 2008. Wastewater plant engineering bond anticipation notes in the amount of \$700,000 represent the long-term portion that was refinanced prior to the issuance of the financial statements. The remaining \$75,000 wastewater plant engineering bond anticipation notes are reported as short-term notes payable and are presented in the short-term obligations Note 17. The bond anticipation notes were issued for the purpose of paying part of the costs of engineering and design services for proposed improvements to the City's sewage treatment plant. The long-term portion wastewater plant bond anticipation notes were refinanced on March 5, 2008. See Note 23.

At December 31, 2007, the City had \$483,901 in unspent bond anticipation note proceeds.

City of Pickerington, Ohio
Notes to the Basic Financial Statements
For the Year Ended December 31, 2007

OWDA Loans

The City has pledged future sewer customer revenues, net of specified operating expenses, to repay \$1,260,262 in sewer system OWDA Loans issued in 1973 and 2001. Proceeds from these loans provided financing for various sewer projects. The loans are payable solely from sewer customer net revenues and are payable through 2021. Annual principal and interest payments on the loans are expected to require less than 6.59 percent of net revenues. The total principal and interest remaining to be paid on the loans is \$1,052,722. Principal and interest paid for the current year and total customer net revenues were \$93,545 and \$616,247, respectively.

Issue Two

The City has pledged future water customer revenues, net of specified operating expenses, to repay \$189,057 in water system Issue Two notes borrowed from the Ohio Public Works Commission in 1994. Proceeds from these notes provided for the improvement of filters to the water plant. The notes were issued interest free. The notes are payable solely from water customer net revenues and are payable through 2009. Annual principal payments on the loans are expected to require less than 49.45 percent of net revenues. The total principal remaining to be paid on the notes is \$18,903. Principal paid for the current year and total customer net revenues were \$12,604 and \$623,259, respectively.

Principal and interest requirements to retire the City's OWDA loans and Issue Two notes outstanding at December 31, 2007 were:

<u>Year</u>	<u>OWDA</u>		<u>Issue Two</u>
	<u>Principal</u>	<u>Interest</u>	<u>Principal</u>
2008	\$55,345	\$38,200	\$12,604
2009	58,280	35,266	6,299
2010	61,373	32,172	0
2011	64,634	28,911	0
2012	68,072	25,473	0
2013-2017	247,500	84,214	0
2018-2021	228,761	24,521	0
Total	<u>\$783,965</u>	<u>\$268,757</u>	<u>\$18,903</u>

Compensated Absences Payable

The City will pay compensated absences from the Water, Sewer, and Stormwater Enterprise Funds.

Capital Leases Payable

The City has outstanding capital leases for a mailing machine and a street sweeper. These leases will be repaid from the Water, Sewer, and Stormwater Enterprise Funds.

As of December 31, 2007, the City's overall legal debt margin (the ability to issue additional amounts of general obligation bonded debt) was \$29,764,961.

City of Pickerington, Ohio
Notes to the Basic Financial Statements
For the Year Ended December 31, 2007

NOTE 17 – SHORT-TERM OBLIGATIONS

A summary of the short-term note transactions for the year ended December 31, 2007, follows:

<u>Governmental Activities:</u>	<u>Outstanding</u> <u>12/31/2006</u>	<u>Issued</u>	<u>Retired</u>	<u>Outstanding</u> <u>12/31/2007</u>
<u>Revenue Anticipation Notes:</u>				
TIF Cover - 2007 - \$218,750 - 4.34%	\$262,500	\$218,750	\$262,500	\$218,750
TIF State Route 256/204, TIF Hill Road, TIF Old Town - 2007 - \$393,000 - 4.34%	393,000	393,000	393,000	393,000
TIF Cycle Way - 2007 - \$445,000 - 4.34%	650,000	445,000	650,000	445,000
TIF Windmill/ Diley Road 2007 - \$2,200,000 - 4.34%	2,250,000	2,200,000	2,250,000	2,200,000
Total Revenue Anticipation Notes	<u>3,555,500</u>	<u>3,256,750</u>	<u>3,555,500</u>	<u>3,256,750</u>
<u>Bond Anticipation Notes:</u>				
<u>2006 - \$3,870,000 Various Purpose - 4.50%</u>				
Courtright Road Realignment/ Downtown				
Streetscape/ Diley Road Improvement - \$2,170,000	50,000	0	50,000	0
Land Acquisition - \$250,000	25,000	0	25,000	0
Municipal Building Improvement - \$385,000	55,000	0	55,000	0
Police Facility - \$315,000	25,000	0	25,000	0
Center Street Property - \$490,000	70,000	0	70,000	0
<u>2007 - \$8,632,500 Various Purpose - 4.375%</u>				
Courtright Road Realignment/ Downtown				
Streetscape/ Diley Road Improvement - \$2,120,000	0	50,000	0	50,000
Land Acquisition - \$225,000	0	25,000	0	25,000
Municipal Building Improvement - \$330,000	0	75,000	0	75,000
Police Facility - \$290,000	0	25,000	0	25,000
Center Street Property - \$420,000	0	25,000	0	25,000
Total Bond Anticipation Notes	<u>225,000</u>	<u>200,000</u>	<u>225,000</u>	<u>200,000</u>
Total Governmental Activities	<u>3,780,500</u>	<u>3,456,750</u>	<u>3,780,500</u>	<u>3,456,750</u>
<u>Business - Type Activities:</u>				
<u>Revenue Anticipation Notes:</u>				
Water Plant - 2006 - \$2,800,000	100,000	0	100,000	0
<u>Bond Anticipation Notes:</u>				
<u>2006 - \$2,725,000 Various Purpose - 4.50%</u>				
Water Plant Tower - \$775,000	387,500	0	387,500	0
Sewer D-Line II, III, & IV and Sewer Plant Engineer - \$1,950,000	50,000	0	50,000	0
<u>2007 - \$8,632,500 Various Purpose - 4.375%</u>				
Water Plant - \$2,700,000	0	100,000	0	100,000
Water Plant Tower - \$387,500	0	387,500	0	387,500
Sewer D-Line II, III, & IV and Sewer Plant Engineer - \$1,900,000	0	50,000	0	50,000
2007 - Wastewater Plant Engineering - \$775,000 - 4.15%	0	75,000	0	75,000
Total Bond Anticipation Notes	<u>437,500</u>	<u>612,500</u>	<u>437,500</u>	<u>612,500</u>
Total Business-Type Activities	<u>537,500</u>	<u>612,500</u>	<u>537,500</u>	<u>612,500</u>
Total All Types	<u>\$4,318,000</u>	<u>\$4,069,250</u>	<u>\$4,318,000</u>	<u>\$4,069,250</u>

City of Pickerington, Ohio
Notes to the Basic Financial Statements
For the Year Ended December 31, 2007

Governmental Activities:

Revenue Anticipation Notes

The TIF Cover revenue anticipation notes issued on September 7, 2007, for \$218,750 will mature on September 5, 2008. These revenue anticipation notes retired the \$262,500 TIF Cover revenue anticipation notes issued on September 8, 2006. These notes were entered for the purpose of constructing street and traffic signal improvements in the State Route 256/ Stonecreek Drive area of the City.

The TIF State Route 256/204, TIF Hill Road, TIF Old Town revenue anticipation notes issued on September 7, 2007 will mature on September 5, 2008. These revenue anticipation notes retired the \$393,000 TIF 256/204, TIF Hill Road, TIF Old Town revenue anticipation notes issued on September 8, 2006. These notes were issued for the purpose of constructing street improvements on Hill Road and Blacklick-Eastern Road, which includes the Hill Road connector, widening streets, traffic control devices, sidewalks, curbs and gutters.

The TIF Cycle Way revenue anticipation notes issued on September 7, 2007, for \$445,000 will mature on September 5, 2008. These revenue anticipation notes retired the \$650,000 TIF Cycle Way revenue anticipation notes issued on September 8, 2006. These notes were issued for the purpose of constructing street improvements in the Cycle Way area.

The TIF Windmill/ Diley Road revenue anticipation notes issued on September 7, 2007, for \$2,200,000 will mature on September 5, 2008. These revenue anticipation notes retired the \$2,250,000 TIF Windmill/ Diley revenue anticipation notes issued on September 8, 2006. These notes were issued for the purpose of street improvements in the Windmill/ Diley Road areas including constructing turn lane improvements for State Route 256 to establish an exit point for the realignment of Diley Road.

The City is utilizing tax increment financing revenues as repayment for these revenue anticipation notes. The revenue anticipation notes are backed by the full faith and credit of the City.

Bond Anticipation Notes

The various purpose bond anticipation notes issued on March 5, 2007 for \$8,632,500 mature on March 5, 2008. The various purpose bond anticipation notes issued include \$3,645,000 in governmental bond anticipation notes and \$4,987,500 in business-type bond anticipation notes. On February 28, 2008 the City refinanced the governmental bond anticipation notes and rolled \$3,445,000 into notes maturing on February 27, 2009 and they are presented in the long-term obligation Note 16. The remaining \$200,000 governmental bond anticipation notes are considered short-term notes payable as of December 31, 2007.

Business-Type Activities:

Bond Anticipation Notes

The various purpose bond anticipation notes issued on March 5, 2007 for \$8,632,500 mature on March 5, 2008. As mentioned above \$4,987,500 represents the business-type portion of the outstanding bond anticipation notes. On February 28, 2008 the City refinanced the business-type bond anticipation notes and rolled \$4,450,000 into notes maturing on February 27, 2009 and they are presented in the long-term obligation Note 16. The remaining \$537,500 business-type bond anticipation notes are considered short-term notes payable as of December 31, 2007.

City of Pickerington, Ohio
Notes to the Basic Financial Statements
For the Year Ended December 31, 2007

The \$775,000 wastewater plant engineering bond anticipation notes issued on June 20, 2007 mature on March 5, 2008. On February 28, 2008 the City refinanced the wastewater plant engineering bond anticipation notes and rolled \$700,000 into notes maturing on February 27, 2009 and they are presented in the long-term obligation Note 16. The remaining \$75,000 wastewater plant engineering bond anticipation notes are considered short-term notes payable as of December 31, 2007.

NOTE 18 - SIGNIFICANT CONTRACTUAL OBLIGATIONS

As of December 31, 2007 the City had the following material contractual purchase commitments. The amount for each project is as follows:

Source	Fund	Purchase Commitments	Amount Paid as of December 31, 2007	Amount Remaining on Contracts
Traffic Light Equipment	Street Construction	\$128,718	\$0	\$128,718
Diley Road Corridor Study	General	24,770	8,697	16,073
State Route 256 Lighting	TIF Cover Construction	129,500	81,980	47,520
Diley Road Widening	Diley Road Improvement	25,299	24,267	1,032
Simsbury Park Entrance and Lot	Park Impact Fee	194,602	187,746	6,856
Municipal Building Generator	General	13,451	13,451	0
Municipal Building Generator	Municipal Facilities Impact Fee	39,750	0	39,750
Diley Road Well Construction	Water Capital Improvement	397,950	378,100	19,850
SR 256 Water Tower Painting	Water Capital Improvement	231,700	227,100	4,600
Water Plant Pump Upgrade	Water Capital Improvement	16,345	10,865	5,480
Clearwell Construction	Water Capital Improvement	1,100,876	426,681	674,195
Emergency Water Construction	Water Capital Improvement	128,880	2,335	126,545
Water Tower W-15	Water Capital Improvement	79,400	51,331	28,069
Sewer Treatment Plant Management	Sewer Repair and Replacement	22,670	5,535	17,135
Hill Road Sanitary Sewer	Sewer Repair and Replacement	23,900	18,170	5,730
Sewer Plant Expansion Engineering	Sewer	775,000	289,521	485,479
D-Line II-C Force Main	Sewer	250,903	5,442	245,461
		<u>\$3,583,714</u>	<u>\$1,731,221</u>	<u>\$1,852,493</u>

City of Pickerington, Ohio
Notes to the Basic Financial Statements
For the Year Ended December 31, 2007

NOTE 19 - JOINTLY GOVERNED ORGANIZATIONS

A. Fairfield Hocking Major Crimes Unit

The City is a participant in the Fairfield Hocking Major Crimes Unit, a jointly governed organization. The organization is composed of an operating board which consists of seven members: the Fairfield County sheriff and prosecuting attorney, the Hocking County sheriff and prosecuting attorney, and the chiefs of police from the City of Pickerington, the City of Lancaster, and the City of Logan. The purpose of the organization is to provide additional police protection to the citizens of Fairfield and Hocking Counties and to reduce the influence and affects of illegal drug trafficking activities and other major crimes. The City made no contributions to the Fairfield Hocking Major Crimes Unit during 2007.

B. Fairfield County Regional Planning Commission

The City is a participant in the Fairfield County Regional Planning Commission, a statutorily created political subdivision of the State. Fairfield County, its municipalities, and its townships jointly govern the Commission. All of the County Commissioners are members of the 48-member board, and the County appoints seven of the members of the board. Each member's control over the operation of the Commission is limited to its representation of the board. The Commission makes studies, maps, plans, recommendations, and reports concerning the physical, environmental, social, economic, and governmental characteristics, functions, and services of the County. The City contributed \$1,947 to the Commission during 2007.

C. Mid-Ohio Regional Planning Commission (MORPC)

The City is a participant in the Mid-Ohio Regional Planning Commission (MORPC), a jointly governed organization. The organization is composed of 74 representatives appointed by member governments who make up the Commission, the policy-making body of the organization, and the oversight board. MORPC is a voluntary association of local governments in central and south central Ohio and a regional planning agency whose membership includes 42 political subdivisions in and around Franklin, Ross, Fayette, Delaware, Pickaway, Madison, Licking, and Fairfield counties, Ohio.

The purpose of the organization is to improve the quality of life for member communities by improving housing conditions, to promote and support livability/ sustainability measures as a means of addressing regional growth challenges, and to administer and facilitate the availability of regional environmental infrastructure program funding to the full advantage of MORPC's members. The City contributed \$6,328 in membership dues to the Mid-Ohio Regional Planning Commission during 2007.

D. Fairfield County Combined General Health District

The City is a participant in the Fairfield County Combined General Health District, a jointly governed organization. The organization is composed of an operating board which consists of eleven members: five members representing the City of Lancaster, four members representing Fairfield County with one of the four being a licensed physician within Fairfield County, one member representing the City of Pickerington, and one member representing the Licensing Council of the Fairfield County Combined General Health District. The purpose of the organization is to provide public health district services that are required by the Ohio Revised Code, the Ohio Sanitary Code, and services authorized or required by regulations of the General Health District and requested by the contracting parties. Contributions for all contracting parties, except the City of Lancaster, are based upon taxable valuations. The City of Lancaster's base contribution is \$250,000. During 2007, the City contracted for health services in the amount of \$74,498 from the Fairfield County Combined General Health District.

City of Pickerington, Ohio
Notes to the Basic Financial Statements
For the Year Ended December 31, 2007

NOTE 20 - POOLS

A. Central Ohio Risk Management Association (CORMA)

The Central Ohio Risk Management Association Inc. (CORMA) is a shared risk pool which is administered by four cities in Central Ohio. Its present members in addition to the City of Pickerington are the Cities of Dublin, Upper Arlington and Westerville. CORMA was formed as an Ohio non-profit corporation for the purpose of establishing the CORMA Insurance/Self-Insurance Program, a group primary and excess insurance/self-insurance and risk management program. Each member has a representative on the Board of Trustees that approve bylaws, establish policies and contract with service providers for the best savings. Member cities agree to jointly participate in coverage of losses and pay all contributions necessary for the specified insurance coverage provided by CORMA. Coverage includes comprehensive general liability, property insurance, crime insurance, employee benefits liability, law enforcement liability, public officials' liability, automotive liability, and healthcare professional liability.

B. The Ohio Municipal League Workers' Compensation Group Rating Program

The City is participating in a group rating plan for workers' compensation called The Ohio Municipal League Workers' Compensation Group Rating Program, as established under Section 4123.29 of the Ohio Revised Code. The group rating plan is sponsored by the Ohio Municipal League. The Ohio Municipal League is governed by a Board of Trustees, elected by membership. The Board consists of all past presidents of the League, as long as they are municipal officials, and 28 trustees (also municipal officials) elected for two year terms. The Board exercises general oversight over operation of the workers' compensation group. League staff maintains direct and on-going liaison with the program contract operator, Gates McDonald.

NOTE 21 - CONTINGENT LIABILITIES

A. Litigation

The City is of the opinion that the ultimate disposition of claims and legal proceedings will not have a material effect, if any, on the financial condition of the City.

B. Federal and State Grants

For the period January 1, 2007 to December 31, 2007 the City received federal and state grants for specific purposes that are subject to review and audit by grantor agencies or their designee. Such audits could lead to a request for reimbursement to the grantor agency for expenditures disallowed under the terms of the grant. Based on prior experience, the City believes such disallowance, if any, would be immaterial.

City of Pickerington, Ohio
Notes to the Basic Financial Statements
For the Year Ended December 31, 2007

NOTE 22 - INTERFUND ACTIVITY

Interfund transfers during 2007, consisted of the following:

	Transfer to				Totals
	Major Funds				
	Police	Debt Service	Diley Road Improvement	Other Nonmajor Governmental	
<u>Transfer from</u>					
Major Fund:					
General Fund	\$1,838,000	\$531,775	\$266,122	\$635,074	\$3,270,971
Other Nonmajor Governmental	0	278,325	0	200,000	478,325
Totals	<u>\$1,838,000</u>	<u>\$810,100</u>	<u>\$266,122</u>	<u>\$835,074</u>	<u>\$3,749,296</u>

The transfer from/to were used to move revenues from the fund that statute or budget requires to collect them to the fund that statute or budget requires to spend them; to move receipts restricted to debt service from the funds collecting the receipts to the debt service fund as debt service payments come due, to use unrestricted revenue collected in the General Fund to finance various programs accounted for in other funds in accordance with budgetary authorizations. All transfers are considered allowable in accordance with Ohio Revised Code Sections 5705.14, 5705.15, and 5705.16.

Interfund balances at December 31, 2007, consist of the following individual interfund receivables and payables:

	Interfund Receivable
	Major Fund
	General
<u>Interfund Payable</u>	
Major Funds:	
Diley Road Improvement	\$560,529
Water	\$3,000
Sewer	3,000
Stormwater	3,000
Totals	<u>\$569,529</u>

A short-term interfund loan was advanced from the General Fund to the Diley Road Improvement Capital Projects Fund for the Diley Road Improvement Project. The interfund payables/ receivables for Water, Sewer, and Stormwater are for right of way permit fees that were originally paid by the General Fund.

City of Pickerington, Ohio
Notes to the Basic Financial Statements
For the Year Ended December 31, 2007

NOTE 23 - SUBSEQUENT EVENTS

On February 29, 2008, the City issued various purpose bond anticipation notes in the amount of \$8,865,000, with an interest rate of 2.25%, which will mature on February 27, 2009. Of this various purpose issue the City made a principal payment in the amount of \$50,000 on the \$2,120,000 street improvement bond anticipation notes dated March 5, 2007, and rolled the remaining balance of \$2,070,000. The City made a principal payment in the amount of \$25,000 on the \$290,000 police facility bond anticipation notes dated March 5, 2007, and rolled the remaining balance of \$265,000. The City made a principal payment in the amount of \$25,000 on the land acquisition bond anticipation notes dated March 5, 2007, and rolled the remaining balance of \$200,000. The City made a principal payment in the amount of \$75,000 on the municipal building improvements bond anticipation notes dated March 5, 2007, and rolled the remaining balance of \$255,000. The City made a principal payment in the amount of \$25,000 on the Center Street property bond anticipation notes dated March 5, 2007, and rolled the remaining balance of \$395,000. The \$260,000 traffic control devices bond anticipation notes dated March 5, 2007 rolled over into bond anticipation notes in the amount of \$260,000. The City made a principal payment in the amount of \$100,000 on the water plant bond anticipation notes dated March 5, 2007, and rolled the remaining balance of \$2,600,000. The City paid off the water plant tower bond anticipation notes in the amount of \$387,500 dated March 5, 2007. The City made a principal payment in the amount of \$50,000 on the sewer D-Line and sewer plant engineer bond anticipation notes dated March 5, 2007, and rolled the remaining balance of \$1,850,000. The City made a principal payment in the amount of \$75,000 on the wastewater plant engineering bond anticipation notes dated June 20, 2007, and rolled the remaining balance of \$700,000. In addition, the City issued an additional \$270,000 in street improvement bond anticipation notes for the Diley Road Improvement project.

During 2008, the City drew down an additional \$29,439 State Infrastructure Bank loan proceeds and received \$117,755 in federal grant monies from the Ohio Department of Transportation for the purpose of financing the Diley Road widening and realignment project.

On March 14, 2008, the City entered into an interest free lease to purchase agreement with The Swim Club Inc. in the amount of \$655,000 to purchase an existing swimming pool. On March 14, 2008, the City made an initial payment of \$310,000 with the remaining \$345,000 to be paid over the next three years.

**Combining Statements
and
Individual Fund Schedules**

GENERAL FUND

The General Fund accounts for all financial resources received and used for services traditionally provided by a city government and not required to be accounted for in other funds.

City of Pickerington, Ohio
Schedule of Revenues, Expenditures, and Changes
In Fund Balance - Budget (Non-GAAP Basis) and Actual
General Fund
For the Year Ended December 31, 2007

	Original	Final	Actual	Variance Positive (Negative)
Revenues				
Property and Other Taxes	\$883,700	\$848,079	\$904,823	\$56,744
Municipal Income Taxes	4,145,864	4,145,864	4,147,371	1,507
Charges for Services	179,200	179,200	133,648	(45,552)
Licenses and Permits	390,145	390,145	352,047	(38,098)
Fines and Forfeitures	113,000	113,000	137,909	24,909
Intergovernmental	522,765	519,686	484,951	(34,735)
Interest	220,280	227,800	280,207	52,407
Rent	0	0	750	750
Contributions and Donations	9,500	9,500	8,069	(1,431)
Other	71,015	68,715	74,169	5,454
<i>Total Revenues</i>	<u>6,535,469</u>	<u>6,501,989</u>	<u>6,523,944</u>	<u>21,955</u>
Expenditures				
Current:				
General Government				
Council				
Personal Services	140,900	140,907	130,463	10,444
Contractual Services	21,118	22,838	18,956	3,882
Materials and Supplies	1,000	1,171	433	738
Total Council	<u>163,018</u>	<u>164,916</u>	<u>149,852</u>	<u>15,064</u>
Mayor				
Personal Services	30,244	30,237	28,000	2,237
Contractual Services	4,720	3,000	766	2,234
Materials and Supplies	4,245	4,074	2,342	1,732
Total Mayor	<u>39,209</u>	<u>37,311</u>	<u>31,108</u>	<u>6,203</u>
City Manager				
Personal Services	102,125	102,125	100,239	1,886
Contractual Services	6,975	6,975	2,529	4,446
Materials and Supplies	1,050	1,050	904	146
Total City Manager	<u>110,150</u>	<u>110,150</u>	<u>103,672</u>	<u>6,478</u>
Receptionist				
Personal Services	118,785	118,785	106,740	12,045
Materials and Supplies	1,722	1,722	1,550	172
Total Receptionist	<u>120,507</u>	<u>120,507</u>	<u>108,290</u>	<u>12,217</u>
Facilities Operations Administration				
Personal Services	55,560	55,560	53,293	2,267
Contractual Services	1,000	1,000	297	703
Materials and Supplies	6,750	6,750	690	6,060
Total Facilities Operations Administration	<u>63,310</u>	<u>63,310</u>	<u>54,280</u>	<u>9,030</u>

(continued)

City of Pickerington, Ohio
Schedule of Revenues, Expenditures, and Changes
In Fund Balance - Budget (Non-GAAP Basis) and Actual
General Fund (Continued)
For the Year Ended December 31, 2007

	<u>Original</u>	<u>Final</u>	<u>Actual</u>	Variance Positive (Negative)
Personnel Department				
Personal Services	\$14,060	\$14,060	\$9,893	\$4,167
Contractual Services	38,167	38,167	29,312	8,855
Materials and Supplies	<u>3,871</u>	<u>3,871</u>	<u>1,573</u>	<u>2,298</u>
Total Personnel Department	<u>56,098</u>	<u>56,098</u>	<u>40,778</u>	<u>15,320</u>
Public Information				
Contractual Services	39,500	39,500	14,250	25,250
Materials and Supplies	<u>300</u>	<u>300</u>	<u>294</u>	<u>6</u>
Total Public Information	<u>39,800</u>	<u>39,800</u>	<u>14,544</u>	<u>25,256</u>
Land and Buildings				
Personal Services	2,000	2,000	0	2,000
Contractual Services	256,126	275,956	226,053	49,903
Materials and Supplies	92,438	92,438	87,935	4,503
Capital Outlay	<u>39,778</u>	<u>19,947</u>	<u>19,294</u>	<u>653</u>
Total Land and Buildings	<u>390,342</u>	<u>390,341</u>	<u>333,282</u>	<u>57,059</u>
Engineer				
Personal Services	47,560	47,560	38,448	9,112
Contractual Services	136,653	136,653	72,286	64,367
Materials and Supplies	<u>12,000</u>	<u>12,000</u>	<u>11,049</u>	<u>951</u>
Total Engineer	<u>196,213</u>	<u>196,213</u>	<u>121,783</u>	<u>74,430</u>
Law Director				
Contractual Services	<u>441,387</u>	<u>441,387</u>	<u>315,797</u>	<u>125,590</u>
Mayor's Court Clerk				
Personal Services	68,500	68,500	67,299	1,201
Contractual Services	32,806	32,806	27,305	5,501
Materials and Supplies	<u>5,000</u>	<u>5,000</u>	<u>1,749</u>	<u>3,251</u>
Total Mayor's Court Clerk	<u>106,306</u>	<u>106,306</u>	<u>96,353</u>	<u>9,953</u>
Administrative Assistant				
Personal Services	46,655	46,655	45,268	1,387
Materials and Supplies	<u>1,312</u>	<u>1,312</u>	<u>1,125</u>	<u>187</u>
Total Administrative Assistant	<u>47,967</u>	<u>47,967</u>	<u>46,393</u>	<u>1,574</u>

(continued)

City of Pickerington, Ohio
Schedule of Revenues, Expenditures, and Changes
In Fund Balance - Budget (Non-GAAP Basis) and Actual
General Fund (Continued)
For the Year Ended December 31, 2007

	<u>Original</u>	<u>Final</u>	<u>Actual</u>	Variance Positive (Negative)
Finance Director				
Personal Services	\$372,270	\$372,270	\$359,541	\$12,729
Contractual Services	231,737	274,600	253,009	21,591
Materials and Supplies	<u>37,300</u>	<u>43,137</u>	<u>32,669</u>	<u>10,468</u>
Total Finance Director	<u>641,307</u>	<u>690,007</u>	<u>645,219</u>	<u>44,788</u>
Municipal Clerk				
Personal Services	84,710	84,710	80,884	3,826
Contractual Services	1,971	1,971	966	1,005
Materials and Supplies	<u>4,580</u>	<u>4,580</u>	<u>3,778</u>	<u>802</u>
Total Municipal Clerk	<u>91,261</u>	<u>91,261</u>	<u>85,628</u>	<u>5,633</u>
Miscellaneous				
Personal Services	31,250	31,250	20,706	10,544
Contractual Services	<u>60,249</u>	<u>88,499</u>	<u>77,593</u>	<u>10,906</u>
Total Miscellaneous	<u>91,499</u>	<u>119,749</u>	<u>98,299</u>	<u>21,450</u>
Other General Government				
Auditor and Treasurer Fees	43,000	43,000	30,551	12,449
Miscellaneous Dues	<u>22,275</u>	<u>22,275</u>	<u>20,808</u>	<u>1,467</u>
Total Other General Government	<u>65,275</u>	<u>65,275</u>	<u>51,359</u>	<u>13,916</u>
<i>Total General Government</i>	<u>2,663,649</u>	<u>2,740,598</u>	<u>2,296,637</u>	<u>443,961</u>
Security of Persons and Property				
Street Lighting				
Contractual Services	75,800	75,800	72,480	3,320
Materials and Supplies	<u>250</u>	<u>8,250</u>	<u>8,000</u>	<u>250</u>
Total Street Lighting	<u>76,050</u>	<u>84,050</u>	<u>80,480</u>	<u>3,570</u>
Jail Fees				
Contractual Services	<u>1,000</u>	<u>1,000</u>	<u>0</u>	<u>1,000</u>
Total Jail Fees	<u>1,000</u>	<u>1,000</u>	<u>0</u>	<u>1,000</u>
<i>Total Security of Persons and Property</i>	<u>77,050</u>	<u>85,050</u>	<u>80,480</u>	<u>4,570</u>
Leisure Time Activities				
Contractual Services	<u>45,000</u>	<u>45,000</u>	<u>44,461</u>	<u>539</u>
<i>Total Leisure Time Activities</i>	<u>45,000</u>	<u>45,000</u>	<u>44,461</u>	<u>539</u>

(continued)

City of Pickerington, Ohio
Schedule of Revenues, Expenditures, and Changes
In Fund Balance - Budget (Non-GAAP Basis) and Actual
General Fund (Continued)
For the Year Ended December 31, 2007

	<u>Original</u>	<u>Final</u>	<u>Actual</u>	Variance Positive (Negative)
Public Health Services				
Contractual Services	\$115,650	\$115,650	\$111,733	\$3,917
Materials and Supplies	23,500	23,500	14,913	8,587
<i>Total Public Health Services</i>	<u>139,150</u>	<u>139,150</u>	<u>126,646</u>	<u>12,504</u>
Community Environment				
Development Department				
Personal Services	109,475	109,475	107,914	1,561
Contractual Services	18,850	18,850	9,468	9,382
Supplies and Materials	2,250	2,250	18	2,232
Total Development Department	<u>130,575</u>	<u>130,575</u>	<u>117,400</u>	<u>13,175</u>
Building Inspection				
Personal Services	367,400	367,400	360,482	6,918
Contractual Services	934,370	921,491	396,539	524,952
Supplies and Materials	27,280	27,460	20,942	6,518
Capital Outlay	179	179	179	0
Total Building Inspection	<u>1,329,229</u>	<u>1,316,530</u>	<u>778,142</u>	<u>538,388</u>
Planning and Zoning				
Personal Services	\$228,055	\$228,055	\$197,576	\$30,479
Contractual Services	126,703	146,703	110,824	35,879
Supplies and Materials	22,660	22,660	16,940	5,720
Total Planning and Zoning	<u>377,418</u>	<u>397,418</u>	<u>325,340</u>	<u>72,078</u>
<i>Total Community Environment</i>	<u>1,837,222</u>	<u>1,844,523</u>	<u>1,220,882</u>	<u>623,641</u>
<i>Total Expenditures</i>	<u>4,762,071</u>	<u>4,854,321</u>	<u>3,769,106</u>	<u>1,085,215</u>
<i>Excess of Revenues Over Expenditures</i>	<u>1,773,398</u>	<u>1,647,668</u>	<u>2,754,838</u>	<u>1,107,170</u>
Other Financing Source (Uses)				
Proceeds from the Sale of Capital Assets	200,000	200,000	121,331	(78,669)
Advances Out	0	0	(560,529)	(560,529)
Transfers Out	(3,013,337)	(3,311,794)	(3,270,971)	40,823
<i>Total Other Financing Source (Uses)</i>	<u>(2,813,337)</u>	<u>(3,111,794)</u>	<u>(3,710,169)</u>	<u>(598,375)</u>
<i>Net Change in Fund Balance</i>	(1,039,939)	(1,464,126)	(955,331)	508,795
Fund Balance at Beginning of Year	1,853,588	1,853,588	1,853,588	0
Prior Year Encumbrances Appropriated	<u>331,666</u>	<u>331,666</u>	<u>331,666</u>	<u>0</u>
<i>Fund Balance at End of Year</i>	<u>\$1,145,315</u>	<u>\$721,128</u>	<u>\$1,229,923</u>	<u>\$508,795</u>

NONMAJOR GOVERNMENTAL FUNDS

Special Revenue Funds

The special revenue funds account for those financial resources that are restricted by legal, regulatory, or administrative action to finance particular functions or activities of the City.

Capital Projects Funds

The capital projects funds are used to account for financial resources to be used for the acquisition of major capital facilities (other than those financed by proprietary funds).

City of Pickerington, Ohio
Combining Balance Sheet
Nonmajor Governmental Funds
December 31, 2007

	<u>Nonmajor Special Revenue Funds</u>	<u>Nonmajor Capital Projects Funds</u>	<u>Total Nonmajor Governmental Funds</u>
Assets:			
Equity in Pooled Cash and Cash Equivalents	\$617,048	\$2,246,618	\$2,863,666
Receivables:			
Permissive Motor Vehicle Registration Fees	4,122	6,182	10,304
Payments in Lieu of Taxes	0	350,742	350,742
Accounts	324	0	324
Intergovernmental	295,124	0	295,124
Materials and Supplies Inventory	37,834	0	37,834
Prepaid Items	<u>27,427</u>	<u>0</u>	<u>27,427</u>
<i>Total Assets</i>	<u>\$981,879</u>	<u>\$2,603,542</u>	<u>\$3,585,421</u>
Liabilities:			
Accounts Payable	\$35,466	\$8,687	\$44,153
Contracts Payable	5,791	0	5,791
Accrued Wages and Benefits	19,652	0	19,652
Retainage Payable	0	6,908	6,908
Intergovernmental Payable	10,980	85,296	96,276
Accrued Interest Payable	0	20,764	20,764
Notes Payable	0	1,231,750	1,231,750
Deferred Revenue	<u>198,922</u>	<u>350,742</u>	<u>549,664</u>
<i>Total Liabilities</i>	<u>270,811</u>	<u>1,704,147</u>	<u>1,974,958</u>
Fund Equity:			
Fund Balances:			
Reserved for Encumbrances	36,252	280,143	316,395
Unreserved, Undesignated, Reported in:			
Special Revenue Funds	674,816	0	674,816
Capital Projects Funds	<u>0</u>	<u>619,252</u>	<u>619,252</u>
<i>Total Fund Balances</i>	<u>711,068</u>	<u>899,395</u>	<u>1,610,463</u>
<i>Total Liabilities and Fund Balances</i>	<u>\$981,879</u>	<u>\$2,603,542</u>	<u>\$3,585,421</u>

City of Pickerington, Ohio
Combining Statement of Revenues, Expenditures, and Changes in Fund Balances
Nonmajor Governmental Funds
For the Year Ended December 31, 2007

	Nonmajor Special Revenue Funds	Nonmajor Capital Projects Funds	Total Nonmajor Governmental Funds
Revenues:			
Permissive Motor Vehicle Registration Fees	\$67,968	\$111,637	\$179,605
Charges for Services	180,323	66,000	246,323
Licenses and Permits	44,556	994	45,550
Impact Fees	0	625,041	625,041
Fines and Forfeitures	12,022	0	12,022
Intergovernmental	621,731	0	621,731
Interest	20,735	109,536	130,271
Payments in Lieu of Taxes	0	309,713	309,713
Contributions and Donations	17,420	82,575	99,995
Other	18,083	0	18,083
	<u>982,838</u>	<u>1,305,496</u>	<u>2,288,334</u>
<i>Total Revenues</i>			
Expenditures:			
Current:			
General Government	18,555	0	18,555
Security of Persons and Property	35,118	0	35,118
Transportation	912,332	0	912,332
Leisure Time Activities	757,691	0	757,691
Capital Outlay	0	646,342	646,342
Debt Service:			
Principal Retirement	9,384	0	9,384
Interest and Fiscal Charges	215	52,856	53,071
	<u>1,733,295</u>	<u>699,198</u>	<u>2,432,493</u>
<i>Total Expenditures</i>			
<i>Excess of Revenues Over (Under) Expenditures</i>	<u>(750,457)</u>	<u>606,298</u>	<u>(144,159)</u>
Other Financing Sources (Use)			
Proceeds from the Sale of Capital Assets	2,753	0	2,753
Transfers In	592,750	242,324	835,074
Transfers Out	0	(478,325)	(478,325)
	<u>595,503</u>	<u>(236,001)</u>	<u>359,502</u>
<i>Total Other Financing Sources (Use)</i>			
<i>Net Changes in Fund Balances</i>	(154,954)	370,297	215,343
Fund Balances at Beginning of Year	<u>866,022</u>	<u>529,098</u>	<u>1,395,120</u>
<i>Fund Balances at End of Year</i>	<u>\$711,068</u>	<u>\$899,395</u>	<u>\$1,610,463</u>

SPECIAL REVENUE FUNDS

The special revenue funds account for those financial resources that are restricted by legal, regulatory, or administrative action to finance particular functions or activities of the City.

The following are reported as special revenue funds:

Major Special Revenue Fund:

Police Fund - To account for property taxes and transfers to pay for police protection.

Nonmajor Special Revenue Funds:

Street Fund - To account for the portion of state gasoline tax and motor vehicle registration fees designated for maintenance and repair of dedicated streets within the City.

State Highway Fund - To account for that portion of state gasoline tax and motor vehicle registration fees designated for maintenance of state highways within the City.

Parks and Recreation Fund - To account for the revenue received from charges for services, donations, and transfers from the General Fund to provide leisure time activities for the citizens of the City.

Computer Fund - To account for the receipt and disbursement of computer funds for the clerk of courts office.

Operation of a Motor Vehicle Under the Influence Enforcement and Education Fund – The OMVI Enforcement and Education Fund is created as authorized per section 4511.99, Ohio Revised Code. To account for funds to be used as designated by the City for informing the public of the laws governing the operation of a motor vehicle while under the influence of alcohol, and other information relating to the operation of a motor vehicle and the consumption of alcoholic beverages.

Law Enforcement Seizure Fund - To account for seized contraband and intergovernmental receipts used for law enforcement purposes as established by Section 2953.43, Ohio Revised Code.

Mandatory Drug Law Enforcement Fund - To account for fine monies collected which are used to subsidize law enforcement efforts that pertain to drug offenses.

Immobilization Fund - To account for the deposit of all fees and intergovernmental receipts received by the police department as a result of the immobilization of motor vehicles.

Urban Forestry Fund - To account for the costs of planting trees.

Community Development Block Grant Revolving Loan Fund - To account for federal grant monies received and expenditures incurred associated with commercial development projects.

City of Pickerington, Ohio
Schedule of Revenues, Expenditures, and Changes
In Fund Balance - Budget (Non-GAAP Basis) and Actual
Police Fund
For the Year Ended December 31, 2007

	<u>Original</u>	<u>Final</u>	<u>Actual</u>	Variance Positive (Negative)
Revenues				
Property Taxes	\$1,317,600	\$1,376,434	\$1,378,078	\$1,644
Charges for Services	73,987	73,987	88,900	14,913
Intergovernmental	204,133	192,299	156,385	(35,914)
Contributions and Donations	1,000	1,000	528	(472)
Other	54,200	54,200	65,154	10,954
<i>Total Revenues</i>	<u>1,650,920</u>	<u>1,697,920</u>	<u>1,689,045</u>	<u>(8,875)</u>
Expenditures				
Current:				
Security of Persons and Property				
Personal Services	3,115,862	3,129,720	2,997,166	132,554
Contractual Services	369,538	387,693	337,072	50,621
Materials and Supplies	209,206	209,193	175,958	33,235
Capital Outlay	93,907	93,907	93,105	802
<i>Total Expenditures</i>	<u>3,788,513</u>	<u>3,820,513</u>	<u>3,603,301</u>	<u>217,212</u>
<i>Excess of Revenues Under Expenditures</i>	(2,137,593)	(2,122,593)	(1,914,256)	208,337
Transfers In	<u>1,855,000</u>	<u>1,840,000</u>	<u>1,838,000</u>	<u>(2,000)</u>
<i>Net Change in Fund Balance</i>	(282,593)	(282,593)	(76,256)	206,337
Fund Balance at Beginning of Year	263,177	263,177	263,177	0
Prior Year Encumbrances Appropriated	<u>61,828</u>	<u>61,828</u>	<u>61,828</u>	<u>0</u>
<i>Fund Balance at End of Year</i>	<u><u>\$42,412</u></u>	<u><u>\$42,412</u></u>	<u><u>\$248,749</u></u>	<u><u>\$206,337</u></u>

City of Pickerington, Ohio
Combining Balance Sheet
Nonmajor Special Revenue Funds
December 31, 2007

	Street	State Highway	Parks and Recreation	Computer	Operation of a Motor Vehicle Under the Influence Enforcement and Education
Assets:					
Equity in Pooled Cash and Cash Equivalents	\$265,328	\$44,388	\$76,827	\$7,835	\$8,292
Receivables:					
Permissive Motor Vehicle Registration Fees	4,122	0	0	0	0
Accounts	0	0	324	0	0
Intergovernmental	272,894	22,130	0	0	0
Materials and Supplies Inventory	35,761	0	2,073	0	0
Prepaid Items	16,032	0	11,250	0	0
<i>Total Assets</i>	<u>\$594,137</u>	<u>\$66,518</u>	<u>\$90,474</u>	<u>\$7,835</u>	<u>\$8,292</u>
Liabilities:					
Accounts Payable	\$8,674	\$1,169	\$6,436	\$0	\$0
Contracts Payable	0	0	5,791	0	0
Accrued Wages and Benefits	8,411	440	10,801	0	0
Intergovernmental Payable	4,631	234	5,376	0	0
Deferred Revenue	184,001	14,921	0	0	0
<i>Total Liabilities</i>	<u>205,717</u>	<u>16,764</u>	<u>28,404</u>	<u>0</u>	<u>0</u>
Fund Balances:					
Reserved for Encumbrances	34,501	0	1,425	0	249
Unreserved:					
Undesignated	353,919	49,754	60,645	7,835	8,043
<i>Total Fund Balances</i>	<u>388,420</u>	<u>49,754</u>	<u>62,070</u>	<u>7,835</u>	<u>8,292</u>
<i>Total Liabilities and Fund Balances</i>	<u>\$594,137</u>	<u>\$66,518</u>	<u>\$90,474</u>	<u>\$7,835</u>	<u>\$8,292</u>

<u>Law Enforcement Seizure</u>	<u>Mandatory Drug Law Enforcement</u>	<u>Immobilization</u>	<u>Urban Forestry</u>	<u>Community Development Block Grant Revolving Loan</u>	<u>Total Nonmajor Special Revenue Funds</u>
\$3,887	\$5,333	\$5,069	\$135,120	\$64,969	\$617,048
0	0	0	0	0	4,122
0	0	0	0	0	324
0	0	100	0	0	295,124
0	0	0	0	0	37,834
0	0	0	145	0	27,427
<u>\$3,887</u>	<u>\$5,333</u>	<u>\$5,169</u>	<u>\$135,265</u>	<u>\$64,969</u>	<u>\$981,879</u>
\$0	\$0	\$53	\$19,134	\$0	\$35,466
0	0	0	0	0	5,791
0	0	0	0	0	19,652
0	0	0	739	0	10,980
0	0	0	0	0	198,922
0	0	53	19,873	0	270,811
0	0	24	53	0	36,252
<u>3,887</u>	<u>5,333</u>	<u>5,092</u>	<u>115,339</u>	<u>64,969</u>	<u>674,816</u>
<u>3,887</u>	<u>5,333</u>	<u>5,116</u>	<u>115,392</u>	<u>64,969</u>	<u>711,068</u>
<u>\$3,887</u>	<u>\$5,333</u>	<u>\$5,169</u>	<u>\$135,265</u>	<u>\$64,969</u>	<u>\$981,879</u>

City of Pickerington, Ohio
Combining Statement of Revenues, Expenditures,
and Changes in Fund Balances
Nonmajor Special Revenue Funds
For the Year Ended December 31, 2007

	Street	State Highway	Parks and Recreation	Computer	Operation of a Motor Vehicle Under the Influence Enforcement and Education
Revenues:					
Permissive Motor Vehicle Registration Fees	\$67,968	\$0	\$0	\$0	\$0
Charges for Services	37,000	0	143,323	0	0
Licenses and Permits	0	0	3,537	0	0
Fines and Forfeitures	0	0	0	10,674	1,348
Intergovernmental	543,826	44,095	0	0	0
Interest	16,001	1,624	0	0	0
Contributions and Donations	0	0	17,420	0	0
Other	8,613	282	8,312	0	0
<i>Total Revenues</i>	<u>673,408</u>	<u>46,001</u>	<u>172,592</u>	<u>10,674</u>	<u>1,348</u>
Expenditures:					
Current:					
General Government	0	0	0	18,555	0
Security of Persons and Property	0	0	0	0	963
Transportation	888,396	23,936	0	0	0
Leisure Time Activities	0	0	629,261	0	0
Debt Service:					
Principal Retirement	8,582	0	802	0	0
Interest and Fiscal Charges	207	0	8	0	0
<i>Total Expenditures</i>	<u>897,185</u>	<u>23,936</u>	<u>630,071</u>	<u>18,555</u>	<u>963</u>
<i>Excess of Revenues Over (Under) Expenditures</i>	<u>(223,777)</u>	<u>22,065</u>	<u>(457,479)</u>	<u>(7,881)</u>	<u>385</u>
Other Financing Sources					
Proceeds from the Sale of Capital Assets	2,753	0	0	0	0
Transfers In	172,750	0	410,000	0	0
<i>Total Other Financing Sources</i>	<u>175,503</u>	<u>0</u>	<u>410,000</u>	<u>0</u>	<u>0</u>
<i>Net Changes in Fund Balances</i>	(48,274)	22,065	(47,479)	(7,881)	385
Fund Balances at Beginning of Year	<u>436,694</u>	<u>27,689</u>	<u>109,549</u>	<u>15,716</u>	<u>7,907</u>
<i>Fund Balances at End of Year</i>	<u><u>\$388,420</u></u>	<u><u>\$49,754</u></u>	<u><u>\$62,070</u></u>	<u><u>\$7,835</u></u>	<u><u>\$8,292</u></u>

<u>Law Enforcement Seizure</u>	<u>Mandatory Drug Law Enforcement</u>	<u>Immobilization</u>	<u>Urban Forestry</u>	<u>Community Development Block Grant Revolving Loan</u>	<u>Total Nonmajor Special Revenue Funds</u>
\$0	\$0	\$0	\$0	\$0	\$67,968
0	0	0	0	0	180,323
0	0	0	41,019	0	44,556
0	0	0	0	0	12,022
33,510	0	300	0	0	621,731
0	0	0	0	3,110	20,735
0	0	0	0	0	17,420
0	0	0	876	0	18,083
<u>33,510</u>	<u>0</u>	<u>300</u>	<u>41,895</u>	<u>3,110</u>	<u>982,838</u>
0	0	0	0	0	18,555
32,384	0	1,771	0	0	35,118
0	0	0	0	0	912,332
0	0	0	128,430	0	757,691
0	0	0	0	0	9,384
0	0	0	0	0	215
<u>32,384</u>	<u>0</u>	<u>1,771</u>	<u>128,430</u>	<u>0</u>	<u>1,733,295</u>
<u>1,126</u>	<u>0</u>	<u>(1,471)</u>	<u>(86,535)</u>	<u>3,110</u>	<u>(750,457)</u>
0	0	0	0	0	2,753
0	0	0	10,000	0	592,750
0	0	0	10,000	0	595,503
1,126	0	(1,471)	(76,535)	3,110	(154,954)
<u>2,761</u>	<u>5,333</u>	<u>6,587</u>	<u>191,927</u>	<u>61,859</u>	<u>866,022</u>
<u>\$3,887</u>	<u>\$5,333</u>	<u>\$5,116</u>	<u>\$115,392</u>	<u>\$64,969</u>	<u>\$711,068</u>

City of Pickerington, Ohio
Schedule of Revenues, Expenditures, and Changes
In Fund Balance - Budget (Non-GAAP Basis) and Actual
Street Fund
For the Year Ended December 31, 2007

	Final Budget	Actual	Variance Positive (Negative)
Revenues			
Charges for Services	\$0	\$37,000	\$37,000
Permissive Motor Vehicle Registration Fees	64,000	68,945	4,945
Intergovernmental	455,000	534,794	79,794
Interest	10,000	16,001	6,001
Other	2,958	8,613	5,655
<i>Total Revenues</i>	<u>531,958</u>	<u>665,353</u>	<u>133,395</u>
Expenditures			
Current:			
Transportation			
Street			
Personal Services	256,350	250,569	5,781
Contractual Services	546,762	516,226	30,536
Materials and Supplies	157,022	133,660	23,362
Capital Outlay	47,580	28,265	19,315
<i>Total Expenditures</i>	<u>1,007,714</u>	<u>928,720</u>	<u>78,994</u>
<i>Excess of Revenues Under Expenditures</i>	<u>(475,756)</u>	<u>(263,367)</u>	<u>212,389</u>
Other Financing Sources			
Proceeds from the Sale of Capital Assets	0	2,753	2,753
Transfers In	172,750	172,750	0
<i>Total Other Financing Sources</i>	<u>172,750</u>	<u>175,503</u>	<u>2,753</u>
<i>Net Change in Fund Balance</i>	(303,006)	(87,864)	215,142
Fund Balance at Beginning of Year	307,651	307,651	0
Prior Year Encumbrances Appropriated	6,068	6,068	0
<i>Fund Balance at End of Year</i>	<u>\$10,713</u>	<u>\$225,855</u>	<u>\$215,142</u>

City of Pickerington, Ohio
Schedule of Revenues, Expenditures, and Changes
In Fund Balance - Budget (Non-GAAP Basis) and Actual
State Highway Fund
For the Year Ended December 31, 2007

	Final Budget	Actual	Variance Positive (Negative)
Revenues			
Intergovernmental	\$36,300	\$43,362	\$7,062
Interest	400	1,624	1,224
Other	1,050	282	(768)
<i>Total Revenues</i>	<u>37,750</u>	<u>45,268</u>	<u>7,518</u>
Expenditures			
Current:			
Transportation			
State Highway			
Personal Services	15,830	13,102	2,728
Contractual Services	18,750	10,249	8,501
Materials and Supplies	500	0	500
<i>Total Expenditures</i>	<u>35,080</u>	<u>23,351</u>	<u>11,729</u>
<i>Net Change in Fund Balance</i>	2,670	21,917	19,247
Fund Balance at Beginning of Year	<u>22,471</u>	<u>22,471</u>	0
<i>Fund Balance at End of Year</i>	<u><u>\$25,141</u></u>	<u><u>\$44,388</u></u>	<u><u>\$19,247</u></u>

City of Pickerington, Ohio
Schedule of Revenues, Expenditures, and Changes
In Fund Balance - Budget (Non-GAAP Basis) and Actual
Parks and Recreation Fund
For the Year Ended December 31, 2007

	Final Budget	Actual	Variance Positive (Negative)
Revenues			
Charges for Services	\$141,885	\$142,999	\$1,114
Rent	3,865	3,537	(328)
Contributions and Donations	2,750	17,420	14,670
Other	4,575	11,062	6,487
<i>Total Revenues</i>	<u>153,075</u>	<u>175,018</u>	<u>21,943</u>
Expenditures			
Current:			
Leisure Time Activities			
Parks and Recreation			
Personal Services	343,875	323,670	20,205
Contractual Services	284,064	272,957	11,107
Materials and Supplies	42,548	35,242	7,306
Capital Outlay	700	0	700
<i>Total Expenditures</i>	<u>671,187</u>	<u>631,869</u>	<u>39,318</u>
<i>Excess of Revenues Under Expenditures</i>	(518,112)	(456,851)	61,261
Other Financing Source			
Transfers In	450,000	410,000	(40,000)
<i>Net Change in Fund Balance</i>	(68,112)	(46,851)	21,261
Fund Balance at Beginning of Year	103,990	103,990	0
Prior Year Encumbrances Appropriated	11,828	11,828	0
<i>Fund Balance at End of Year</i>	<u><u>\$47,706</u></u>	<u><u>\$68,967</u></u>	<u><u>\$21,261</u></u>

City of Pickerington, Ohio
Schedule of Revenues, Expenditures, and Changes
In Fund Balance - Budget (Non-GAAP Basis) and Actual
Computer Fund
For the Year Ended December 31, 2007

	Final Budget	Actual	Variance Positive (Negative)
Revenues			
Fines and Forfeitures	\$8,700	\$10,772	\$2,072
<i>Total Revenues</i>	<u>8,700</u>	<u>10,772</u>	<u>2,072</u>
Expenditures			
Current:			
General Government			
Computer			
Contractual Services	20,100	16,349	3,751
Materials and Supplies	5,151	3,983	1,168
<i>Total Expenditures</i>	<u>25,251</u>	<u>20,332</u>	<u>4,919</u>
<i>Net Change in Fund Balance</i>	(16,551)	(9,560)	6,991
Fund Balance at Beginning of Year	16,343	16,343	0
Prior Year Encumbrances Appropriated	<u>401</u>	<u>401</u>	<u>0</u>
<i>Fund Balance at End of Year</i>	<u><u>\$193</u></u>	<u><u>\$7,184</u></u>	<u><u>\$6,991</u></u>

City of Pickerington, Ohio
 Schedule of Revenues, Expenditures, and Changes
 In Fund Balance - Budget (Non-GAAP Basis) and Actual
 Operation of a Motor Vehicle Under the Influence Enforcement and Education Fund
 For the Year Ended December 31, 2007

	Final Budget	Actual	Variance Positive (Negative)
Revenues			
Fines and Forfeitures	\$1,700	\$1,366	(\$334)
<i>Total Revenues</i>	<u>1,700</u>	<u>1,366</u>	<u>(334)</u>
Expenditures			
Current:			
Security of Persons and Property			
Operation of a Motor Vehicle Under			
Intoxication Education			
Contractual Services	2,000	105	1,895
Materials and Supplies	1,500	1,107	393
<i>Total Expenditures</i>	<u>3,500</u>	<u>1,212</u>	<u>2,288</u>
<i>Net Change in Fund Balance</i>	(1,800)	154	1,954
Fund Balance at Beginning of Year	<u>7,764</u>	<u>7,764</u>	<u>0</u>
<i>Fund Balance at End of Year</i>	<u><u>\$5,964</u></u>	<u><u>\$7,918</u></u>	<u><u>\$1,954</u></u>

City of Pickerington, Ohio
Schedule of Revenues, Expenditures, and Changes
In Fund Balance - Budget (Non-GAAP Basis) and Actual
Law Enforcement Seizure Fund
For the Year Ended December 31, 2007

	Final Budget	Actual	Variance Positive (Negative)
Revenues			
Intergovernmental	\$33,235	\$33,510	\$275
<i>Total Revenues</i>	<u>33,235</u>	<u>33,510</u>	<u>275</u>
Expenditures			
Current:			
Security of Persons and Property			
Law Enforcement			
Contractual Services	3,440	3,440	0
Materials and Supplies	29,760	28,944	816
<i>Total Expenditures</i>	<u>33,200</u>	<u>32,384</u>	<u>816</u>
<i>Net Change in Fund Balance</i>	35	1,126	1,091
Fund Balance at Beginning of Year	<u>2,761</u>	<u>2,761</u>	<u>0</u>
<i>Fund Balance at End of Year</i>	<u><u>\$2,796</u></u>	<u><u>\$3,887</u></u>	<u><u>\$1,091</u></u>

City of Pickerington, Ohio
Schedule of Revenues, Expenditures, and Changes
In Fund Balance - Budget (Non-GAAP Basis) and Actual
Mandatory Drug Law Enforcement Fund
For the Year Ended December 31, 2007

	Final Budget	Actual	Variance Positive (Negative)
Revenues			
<i>Total Revenues</i>	\$0	\$0	\$0
Expenditures			
Current:			
Security of Persons and Property			
Mandatory Drug Enforcement Fund			
Contractual Services	1,000	0	1,000
Materials and Supplies	1,600	0	1,600
<i>Total Expenditures</i>	2,600	0	2,600
<i>Net Change in Fund Balance</i>	(2,600)	0	2,600
Fund Balance at Beginning of Year	5,333	5,333	0
<i>Fund Balance at End of Year</i>	\$2,733	\$5,333	\$2,600

City of Pickerington, Ohio
 Schedule of Revenues, Expenditures, and Changes
 In Fund Balance - Budget (Non-GAAP Basis) and Actual
 Immobilization Fund
 For the Year Ended December 31, 2007

	Final Budget	Actual	Variance Positive (Negative)
Revenues			
Intergovernmental	\$300	\$300	\$0
Expenditures			
Current:			
Security of Persons and Property			
Immobilization			
Materials and Supplies	2,000	1,795	205
<i>Net Change in Fund Balance</i>	(1,700)	(1,495)	205
Fund Balance at Beginning of Year	6,487	6,487	0
<i>Fund Balance at End of Year</i>	<u>\$4,787</u>	<u>\$4,992</u>	<u>\$205</u>

City of Pickerington, Ohio
Schedule of Revenues, Expenditures, and Changes
In Fund Balance - Budget (Non-GAAP Basis) and Actual
Urban Forestry Fund
For the Year Ended December 31, 2007

	Final Budget	Actual	Variance Positive (Negative)
Revenues			
Licenses and Permits	\$40,442	\$41,019	\$577
Other	876	876	0
<i>Total Revenues</i>	<u>41,318</u>	<u>41,895</u>	<u>577</u>
Expenditures			
Current:			
Leisure Time Activities			
Urban Forestry			
Personal Services	69,050	66,090	2,960
Contractual Services	38,485	26,789	11,696
Materials and Supplies	85,956	64,210	21,746
<i>Total Expenditures</i>	<u>193,491</u>	<u>157,089</u>	<u>36,402</u>
<i>Excess of Revenues Under Expenditures</i>	(152,173)	(115,194)	36,979
Other Financing Source			
Transfers In	10,000	10,000	0
<i>Net Change in Fund Balance</i>	(142,173)	(105,194)	36,979
Fund Balance at Beginning of Year	192,685	192,685	0
Prior Year Encumbrances Appropriated	28,496	28,496	0
<i>Fund Balance at End of Year</i>	<u><u>\$79,008</u></u>	<u><u>\$115,987</u></u>	<u><u>\$36,979</u></u>

City of Pickerington, Ohio
 Schedule of Revenues, Expenditures, and Changes
 In Fund Balance - Budget (Non-GAAP Basis) and Actual
 Community Development Block Grant Revolving Loan Fund
 For the Year Ended December 31, 2007

	Final Budget	Actual	Variance Positive (Negative)
Revenues			
Interest	\$2,800	\$3,110	\$310
Expenditures			
Current:			
Community Environment			
Community Development Block Grant			
Contractual Services	61,000	0	61,000
<i>Net Change in Fund Balance</i>	(58,200)	3,110	61,310
Fund Balance at Beginning of Year	61,859	61,859	0
<i>Fund Balance at End of Year</i>	<u>\$3,659</u>	<u>\$64,969</u>	<u>\$61,310</u>

DEBT SERVICE FUNDS

The debt service funds are used to account for the accumulation of financial resources for, and the payment of, general long-term debt principal, interest and related costs.

The following are included in debt service funds:

Major Debt Service Fund:

Debt Service Fund - To account for revenue used to retire principal, interest, and related costs for general obligation bonds, general obligation bond anticipation notes, loans, and revenue anticipation notes.

Nonmajor Debt Service Funds:

Water Debt Service Fund - To account for water revenue that is transferred from the water fund and used to retire note and bond principal, interest, and related costs for water construction projects. For GAAP reporting, this activity is reflected in the Water enterprise fund.

Sewer Debt Service Fund - To account for sewer revenue that is transferred from the sewer fund and used to retire note and bond principal, interest, and related costs for sewer construction projects. For GAAP reporting, this activity is reflected in the Sewer enterprise fund.

City of Pickerington, Ohio
Schedule of Revenues, Expenditures, and Changes
In Fund Balance - Budget (Non-GAAP Basis) and Actual
Debt Service Fund
For the Year Ended December 31, 2007

	Final	Actual	Variance Positive (Negative)
Revenues			
Payment in Lieu of Taxes	\$367,141	\$284,241	(\$82,900)
Interest	11,522	27,782	16,260
<i>Total Revenues</i>	<u>378,663</u>	<u>312,023</u>	<u>(66,640)</u>
Expenditures			
Debt Service:			
Principal Retirement	7,623,500	7,623,500	0
Interest and Fiscal Charges	601,679	601,396	283
<i>Total Expenditures</i>	<u>8,225,179</u>	<u>8,224,896</u>	<u>283</u>
<i>Excess of Revenues Under Expenditures</i>	<u>(7,846,516)</u>	<u>(7,912,873)</u>	<u>(66,357)</u>
Other Financing Sources			
Notes Issued	6,901,750	6,901,750	0
Transfers In	1,116,900	1,102,424	(14,476)
<i>Total Other Financing Sources</i>	<u>8,018,650</u>	<u>8,004,174</u>	<u>(14,476)</u>
<i>Net Change in Fund Balance</i>	172,134	91,301	(80,833)
Fund Balance at Beginning of Year	<u>8,348</u>	<u>8,348</u>	<u>0</u>
<i>Fund Balance at End of Year</i>	<u>\$180,482</u>	<u>\$99,649</u>	<u>(\$80,833)</u>

City of Pickerington, Ohio
Schedule of Revenues, Expenditures, and Changes
In Fund Balance - Budget (Non-GAAP Basis) and Actual
Water Debt Service Fund
For the Year Ended December 31, 2007

	Final Budget	Actual	Variance Positive (Negative)
Revenues			
Interest	\$21,581	\$21,581	\$0
<i>Total Revenues</i>	<u>21,581</u>	<u>21,581</u>	<u>0</u>
Expenditures			
Debt Service:			
Principal Retirement	3,670,000	3,670,000	0
Interest and Fiscal Charges	194,803	194,803	0
<i>Total Expenditures</i>	<u>3,864,803</u>	<u>3,864,803</u>	<u>0</u>
<i>Excess of Revenues Under Expenditures</i>	<u>(3,843,222)</u>	<u>(3,843,222)</u>	<u>0</u>
Other Financing Sources			
Notes Issued	3,087,500	3,087,500	0
Transfers In	772,039	772,039	0
<i>Total Other Financing Sources</i>	<u>3,859,539</u>	<u>3,859,539</u>	<u>0</u>
<i>Net Change in Fund Balance</i>	16,317	16,317	0
Fund Balance at Beginning of Year	<u>0</u>	<u>0</u>	<u>0</u>
<i>Fund Balance at End of Year</i>	<u><u>\$16,317</u></u>	<u><u>\$16,317</u></u>	<u><u>\$0</u></u>

City of Pickerington, Ohio
Schedule of Revenues, Expenditures, and Changes
In Fund Balance - Budget (Non-GAAP Basis) and Actual
Sewer Debt Service Fund
For the Year Ended December 31, 2007

	Final Budget	Actual	Variance Positive (Negative)
Revenues			
Interest	\$13,808	\$15,420	\$1,612
<i>Total Revenues</i>	<u>13,808</u>	<u>15,420</u>	<u>1,612</u>
Expenditures			
Debt Service:			
Principal Retirement	2,195,000	2,195,000	0
Interest and Fiscal Charges	252,055	252,055	0
<i>Total Expenditures</i>	<u>2,447,055</u>	<u>2,447,055</u>	<u>0</u>
<i>Excess of Revenues Under Expenditures</i>	<u>(2,433,247)</u>	<u>(2,431,635)</u>	<u>1,612</u>
Other Financing Sources			
Notes Issued	1,900,000	1,900,000	0
Transfers In	543,816	543,816	0
<i>Total Other Financing Sources</i>	<u>2,443,816</u>	<u>2,443,816</u>	<u>0</u>
<i>Net Change in Fund Balance</i>	10,569	12,181	1,612
Fund Balance at Beginning of Year	<u>0</u>	<u>0</u>	<u>0</u>
<i>Fund Balance at End of Year</i>	<u><u>\$10,569</u></u>	<u><u>\$12,181</u></u>	<u><u>\$1,612</u></u>

CAPITAL PROJECTS FUNDS

The capital projects funds are used to account for financial resources to be used for the acquisition of major capital facilities (other than those financed by proprietary funds).

Major Capital Projects Fund:

Tax Increment Financing Agreement Windmill/ Diley Construction Fund – To account for revenues and expenditures associated with the extension to Windermiller Drive, realignment for Diley Road, intersection improvements, and the construction of storm sewers and sanitary sewers.

Diley Road Improvement Fund - To account for loan proceeds from the State Infrastructure Bank for road construction and expenditures related to the Diley Road widening project.

Nonmajor Capital Projects Funds:

State Route 256 Highway Fund - To account for the permissive motor vehicle registration fees and note proceeds and expenditures related to the widening and improvement of State Route 256.

Tax Increment Financing Agreement State Route 256/204 Construction Fund - To account for revenues and expenditures associated with the completion of the State Route 256/204 Interceptor project.

Street Construction Fund – To account for revenue and expenditures associated with street construction projects.

Street Impact Fee Fund - To account for the street impact fee revenues and expenditures related to street capital improvement projects.

Park Capital Improvement Fund - To account for a percentage of the estate tax money transferred from the General Fund, and building permit monies to be used for capital improvements to the City's parks.

Community Development Block Grant Fund - To account for grant monies and related expenditures for projects within the City.

Police Impact Fee Fund - To account for police impact fee revenues and expenditures associated with the building and maintenance of the police station.

Tax Increment Financing Agreement Old Town Construction Fund – A tax increment financing agreement for improvements to the infrastructure of a project known as Old Town Place (Town Square). For budgetary purposes, this fund is included in the Debt Service Fund.

Tax Increment Financing Agreement Cycle Way Construction Fund – A tax increment financing agreement for improvements to the Blacklick-Eastern Road, a roadway from the culvert to the north to the existing roadway on the American Motorcycle Association parcel, and the widening and intersection improvements of Yarmouth Road. For budgetary purposes, this fund is included in the Debt Service Fund.

Tax Increment Financing Agreement Cover Construction Fund – A tax increment financing agreement for a roadway by Picktown Beverage for the company of Kohls to begin business within the City.

(continued)

CAPITAL PROJECTS FUNDS (Continued)

Street Improvement Trust Fund - To account for monies received from developers for future capital improvements to the City.

Sidewalk Improvement Trust Fund - To account for monies received from developers for future capital improvements to the City.

Municipal Building Fund – To account for note proceeds and expenditures associated with capital improvements to the municipal building.

Park Impact Fee Fund - To account for park impact fee revenues and expenditures related to park capital improvements.

Municipal Facility Impact Fee Fund – To account for municipal facility impact fee revenues and expenditures related to municipal facility capital improvements.

City of Pickerington, Ohio
Schedule of Revenues, Expenditures, and Changes
In Fund Balance - Budget (Non-GAAP Basis) and Actual
Tax Increment Financing Agreement Windmill/Diley Construction Fund
For the Year Ended December 31, 2007

	<u>Final</u>	<u>Actual</u>	Variance Positive (Negative)
Revenues			
Interest	\$3,000	\$5,840	\$2,840
Payment in Lieu of Taxes	0	19,795	19,795
<i>Total Revenues</i>	<u>3,000</u>	<u>25,635</u>	<u>22,635</u>
Expenditures			
Capital Outlay			
Tax Increment Financing Agreement			
Windmill/Diley Construction			
Contractual Services	17,000	17,000	0
<i>Total Expenditures</i>	<u>17,000</u>	<u>17,000</u>	<u>0</u>
<i>Excess of Revenues Over (Under) Expenditures</i>	(14,000)	8,635	22,635
Other Financing Use			
Transfers Out	<u>(50,000)</u>	<u>(50,000)</u>	<u>0</u>
<i>Net Change in Fund Balance</i>	(64,000)	(41,365)	22,635
Fund Balance at Beginning of Year	<u>93,981</u>	<u>93,981</u>	<u>0</u>
<i>Fund Balance at End of Year</i>	<u><u>\$29,981</u></u>	<u><u>\$52,616</u></u>	<u><u>\$22,635</u></u>

City of Pickerington, Ohio
Schedule of Revenues, Expenditures, and Changes
In Fund Balance - Budget (Non-GAAP Basis) and Actual
Diley Road Improvement Fund
For the Year Ended December 31, 2007

	Final Budget	Actual	Variance Positive (Negative)
Revenues			
Intergovernmental	\$1,883,375	\$585,276	(\$1,298,099)
Interest	1,500	860	(640)
Other	0	335	335
<i>Total Revenues</i>	<u>1,884,875</u>	<u>586,471</u>	<u>(1,298,404)</u>
Expenditures			
Capital Outlay			
Diley Road Improvement			
Contractual Services	927,562	882,864	44,698
Capital Outlay	1,651,641	1,856,151	(204,510)
<i>Total Expenditures</i>	<u>2,579,203</u>	<u>2,739,015</u>	<u>(159,812)</u>
<i>Excess of Revenues Under Expenditures</i>	<u>(694,328)</u>	<u>(2,152,544)</u>	<u>(1,458,216)</u>
Other Financing Sources			
Loans Issued	1,103,500	1,199,984	96,484
Transfers In	0	266,122	266,122
Advances In	0	560,529	560,529
<i>Total Other Financing Sources</i>	<u>1,103,500</u>	<u>2,026,635</u>	<u>923,135</u>
<i>Net Change in Fund Balance</i>	409,172	(125,909)	(535,081)
Fund Balance at Beginning of Year	62,788	62,788	0
Prior Year Encumbrances Appropriated	<u>209,398</u>	<u>209,398</u>	<u>0</u>
<i>Fund Balance at End of Year</i>	<u><u>\$681,358</u></u>	<u><u>\$146,277</u></u>	<u><u>(\$535,081)</u></u>

City of Pickerington, Ohio
Combining Balance Sheet
Nonmajor Capital Projects Funds
December 31, 2007

	<u>State Route 256 Highway</u>	<u>Tax Increment Financing Agreement State Route 256/204 Construction</u>	<u>Street Construction</u>	<u>Street Impact Fee</u>	<u>Park Capital Improvement</u>
Assets:					
Equity in Pooled Cash and Cash Equivalents	\$188,300	\$45,023	\$205,936	\$460,504	\$52,231
Receivables:					
Permissive Motor Vehicle Registration Fees	6,182	0	0	0	0
Payments in Lieu of Taxes	<u>0</u>	<u>0</u>	<u>0</u>	<u>0</u>	<u>0</u>
<i>Total Assets</i>	<u>\$194,482</u>	<u>\$45,023</u>	<u>\$205,936</u>	<u>\$460,504</u>	<u>\$52,231</u>
Liabilities:					
Accounts Payable	\$0	\$0	\$0	\$2,398	\$0
Retainage Payable	0	0	0	0	0
Intergovernmental Payable	0	23,252	0	0	0
Accrued Interest Payable	0	0	1,804	0	0
Notes Payable	0	0	50,000	0	0
Deferred Revenue	<u>0</u>	<u>0</u>	<u>0</u>	<u>0</u>	<u>0</u>
<i>Total Liabilities</i>	<u>0</u>	<u>23,252</u>	<u>51,804</u>	<u>2,398</u>	<u>0</u>
Fund Balances:					
Reserved for Encumbrances	0	0	128,718	0	6,285
Unreserved:					
Undesignated (Deficit)	<u>194,482</u>	<u>21,771</u>	<u>25,414</u>	<u>458,106</u>	<u>45,946</u>
<i>Total Fund Balances (Deficit)</i>	<u>194,482</u>	<u>21,771</u>	<u>154,132</u>	<u>458,106</u>	<u>52,231</u>
<i>Total Liabilities and Fund Balances</i>	<u>\$194,482</u>	<u>\$45,023</u>	<u>\$205,936</u>	<u>\$460,504</u>	<u>\$52,231</u>

Community Development Block Grant	Police Impact Fee	Tax Increment Financing Agreement Old Town Construction	Tax Increment Financing Agreement Cycle Way Construction	Tax Increment Financing Agreement Cover Construction	Street Improvement Trust	Sidewalk Improvement Trust
\$352	\$1,906	\$0	\$0	\$279,094	\$388,482	\$1,656
0	0	0	0	0	0	0
<u>0</u>	<u>0</u>	<u>4,221</u>	<u>144,820</u>	<u>201,701</u>	<u>0</u>	<u>0</u>
<u>\$352</u>	<u>\$1,906</u>	<u>\$4,221</u>	<u>\$144,820</u>	<u>\$480,795</u>	<u>\$388,482</u>	<u>\$1,656</u>
\$0	\$1,066	\$0	\$0	\$0	\$0	\$0
0	0	0	0	0	0	0
0	0	0	0	62,044	0	0
0	902	5,374	6,085	2,991	0	0
0	25,000	393,000	445,000	218,750	0	0
<u>0</u>	<u>0</u>	<u>4,221</u>	<u>144,820</u>	<u>201,701</u>	<u>0</u>	<u>0</u>
<u>0</u>	<u>26,968</u>	<u>402,595</u>	<u>595,905</u>	<u>485,486</u>	<u>0</u>	<u>0</u>
0	0	0	0	97,520	0	0
<u>352</u>	<u>(25,062)</u>	<u>(398,374)</u>	<u>(451,085)</u>	<u>(102,211)</u>	<u>388,482</u>	<u>1,656</u>
<u>352</u>	<u>(25,062)</u>	<u>(398,374)</u>	<u>(451,085)</u>	<u>(4,691)</u>	<u>388,482</u>	<u>1,656</u>
<u>\$352</u>	<u>\$1,906</u>	<u>\$4,221</u>	<u>\$144,820</u>	<u>\$480,795</u>	<u>\$388,482</u>	<u>\$1,656</u>

(continued)

City of Pickerington, Ohio
Combining Balance Sheet
Nonmajor Capital Projects Funds (Continued)
December 31, 2007

	Municipal Building	Park Impact Fee	Municipal Facility Impact Fee	Total Nonmajor Capital Projects Funds
Assets:				
Equity in Pooled Cash and Cash Equivalents	\$49,719	\$389,078	\$184,337	\$2,246,618
Receivables:				
Permissive Motor Vehicle Registration Fees	0	0	0	6,182
Payments in Lieu of Taxes	<u>0</u>	<u>0</u>	<u>0</u>	<u>350,742</u>
	<u>\$49,719</u>	<u>\$389,078</u>	<u>\$184,337</u>	<u>\$2,603,542</u>
<i>Total Assets</i>				
Liabilities:				
Accounts Payable	\$5,223	\$0	\$0	\$8,687
Retainage Payable	0	6,908	0	6,908
Intergovernmental Payable	0	0	0	85,296
Accrued Interest Payable	3,608	0	0	20,764
Notes Payable	100,000	0	0	1,231,750
Deferred Revenue	<u>0</u>	<u>0</u>	<u>0</u>	<u>350,742</u>
<i>Total Liabilities</i>	<u>108,831</u>	<u>6,908</u>	<u>0</u>	<u>1,704,147</u>
Fund Balances:				
Reserved for Encumbrances	7,870	0	39,750	280,143
Unreserved:				
Undesignated (Deficit)	<u>(66,982)</u>	<u>382,170</u>	<u>144,587</u>	<u>619,252</u>
<i>Total Fund Balances (Deficit)</i>	<u>(59,112)</u>	<u>382,170</u>	<u>184,337</u>	<u>899,395</u>
<i>Total Liabilities and Fund Balances</i>	<u>\$49,719</u>	<u>\$389,078</u>	<u>\$184,337</u>	<u>\$2,603,542</u>

City of Pickerington, Ohio
Combining Statement of Revenues, Expenditures,
and Changes in Fund Balances
Nonmajor Capital Projects Funds
For the Year Ended December 31, 2007

	State Route 256 Highway	Tax Increment Financing Agreement State Route 256/204 Construction	Street Construction	Street Impact Fee
Revenues:				
Permissive Motor Vehicle Registration Fees	\$111,637	\$0	\$0	\$0
Charges for Services	0	0	66,000	0
Licenses and Permits	0	0	0	0
Impact Fees	0	0	0	199,994
Interest	0	10,004	9,190	16,905
Payment in Lieu of Taxes	0	88,699	0	0
Contributions and Donations	0	0	0	0
<i>Total Revenues</i>	<u>111,637</u>	<u>98,703</u>	<u>75,190</u>	<u>216,899</u>
Expenditures:				
Capital Outlay	26,002	23,252	104,632	3,102
Debt Service:				
Interest and Fiscal Charges	0	0	1,804	0
<i>Total Expenditures</i>	<u>26,002</u>	<u>23,252</u>	<u>106,436</u>	<u>3,102</u>
<i>Excess of Revenues Over (Under) Expenditures</i>	<u>85,635</u>	<u>75,451</u>	<u>(31,246)</u>	<u>213,797</u>
Other Financing Source (Use)				
Transfers In	0	0	0	0
Transfers Out	0	(200,000)	0	0
<i>Total Other Financing Source (Use)</i>	<u>0</u>	<u>(200,000)</u>	<u>0</u>	<u>0</u>
<i>Net Changes in Fund Balances</i>	85,635	(124,549)	(31,246)	213,797
Fund Balances (Deficits) at Beginning of Year	<u>108,847</u>	<u>146,320</u>	<u>185,378</u>	<u>244,309</u>
<i>Fund Balances (Deficits) at End of Year</i>	<u>\$194,482</u>	<u>\$21,771</u>	<u>\$154,132</u>	<u>\$458,106</u>

(continued)

City of Pickerington, Ohio
Combining Statement of Revenues, Expenditures,
and Changes in Fund Balances
Nonmajor Capital Projects Funds (Continued)
For the Year Ended December 31, 2007

	Park Capital Improvement	Community Development Block Grant	Police Impact Fee	Tax Increment Financing Agreement Old Town Construction
Revenues:				
Permissive Motor Vehicle Registration Fees	\$0	\$0	\$0	\$0
Charges for Services	0	0	0	0
Licenses and Permits	994	0	0	0
Impact Fees	0	0	123,425	0
Interest	0	0	3,479	26
Payment in Lieu of Taxes	0	0	0	861
Contributions and Donations	0	0	0	0
<i>Total Revenues</i>	<u>994</u>	<u>0</u>	<u>126,904</u>	<u>887</u>
Expenditures:				
Capital Outlay	36,170	0	866	0
Debt Service:				
Interest and Fiscal Charges	0	0	902	17,917
<i>Total Expenditures</i>	<u>36,170</u>	<u>0</u>	<u>1,768</u>	<u>17,917</u>
<i>Excess of Revenues Over (Under) Expenditures</i>	<u>(35,176)</u>	<u>0</u>	<u>125,136</u>	<u>(17,030)</u>
Other Financing Source (Use)				
Transfers In	0	0	0	17,324
Transfers Out	0	0	(136,000)	0
<i>Total Other Financing Source (Use)</i>	<u>0</u>	<u>0</u>	<u>(136,000)</u>	<u>17,324</u>
<i>Net Changes in Fund Balances</i>	(35,176)	0	(10,864)	294
Fund Balances (Deficits) at Beginning of Year	<u>87,407</u>	<u>352</u>	<u>(14,198)</u>	<u>(398,668)</u>
<i>Fund Balances (Deficits) at End of Year</i>	<u><u>\$52,231</u></u>	<u><u>\$352</u></u>	<u><u>(\$25,062)</u></u>	<u><u>(\$398,374)</u></u>

<u>Tax Increment Financing Agreement Cycle Way Construction</u>	<u>Tax Increment Financing Agreement Cover Construction</u>	<u>Street Improvement Trust</u>	<u>Sidewalk Improvement Trust</u>	<u>Municipal Building</u>	<u>Park Impact Fee</u>
\$0	\$0	\$0	\$0	\$0	\$0
0	0	0	0	0	0
0	0	0	0	0	0
0	0	0	0	0	200,274
1,969	10,438	19,029	77	8,154	23,039
33,237	186,916	0	0	0	0
<u>0</u>	<u>0</u>	<u>82,575</u>	<u>0</u>	<u>0</u>	<u>0</u>
<u>35,206</u>	<u>197,354</u>	<u>101,604</u>	<u>77</u>	<u>8,154</u>	<u>223,313</u>
0	44,132	0	0	179,257	223,195
<u>26,831</u>	<u>3,821</u>	<u>0</u>	<u>0</u>	<u>1,581</u>	<u>0</u>
<u>26,831</u>	<u>47,953</u>	<u>0</u>	<u>0</u>	<u>180,838</u>	<u>223,195</u>
<u>8,375</u>	<u>149,401</u>	<u>101,604</u>	<u>77</u>	<u>(172,684)</u>	<u>118</u>
200,000	0	0	0	25,000	0
<u>0</u>	<u>0</u>	<u>0</u>	<u>0</u>	<u>(70,000)</u>	<u>0</u>
<u>200,000</u>	<u>0</u>	<u>0</u>	<u>0</u>	<u>(45,000)</u>	<u>0</u>
208,375	149,401	101,604	77	(217,684)	118
<u>(659,460)</u>	<u>(154,092)</u>	<u>286,878</u>	<u>1,579</u>	<u>158,572</u>	<u>382,052</u>
<u>(\$451,085)</u>	<u>(\$4,691)</u>	<u>\$388,482</u>	<u>\$1,656</u>	<u>(\$59,112)</u>	<u>\$382,170</u>

(continued)

City of Pickerington, Ohio
Combining Statement of Revenues, Expenditures,
and Changes in Fund Balances
Nonmajor Capital Projects Funds (Continued)
For the Year Ended December 31, 2007

	Municipal Facility Impact Fee	Total Nonmajor Capital Projects Funds
Revenues:		
Permissive Motor Vehicle Registration Fees	\$0	\$111,637
Charges for Services	0	66,000
Licenses and Permits	0	994
Impact Fees	101,348	625,041
Interest	7,226	109,536
Payment in Lieu of Taxes	0	309,713
Contributions and Donations	0	82,575
<i>Total Revenues</i>	<u>108,574</u>	<u>1,305,496</u>
Expenditures:		
Capital Outlay	5,734	646,342
Debt Service:		
Interest and Fiscal Charges	0	52,856
<i>Total Expenditures</i>	<u>5,734</u>	<u>699,198</u>
<i>Excess of Revenues Over (Under) Expenditures</i>	<u>102,840</u>	<u>606,298</u>
Other Financing Source (Use)		
Transfers In	0	242,324
Transfers Out	(72,325)	(478,325)
<i>Total Other Financing Source (Use)</i>	<u>(72,325)</u>	<u>(236,001)</u>
<i>Net Changes in Fund Balances</i>	30,515	370,297
Fund Balances (Deficits) at Beginning of Year	153,822	529,098
<i>Fund Balances (Deficits) at End of Year</i>	<u>\$184,337</u>	<u>\$899,395</u>

City of Pickerington, Ohio
Schedule of Revenues, Expenditures, and Changes
In Fund Balance - Budget (Non-GAAP Basis) and Actual
State Route 256 Highway Fund
For the Year Ended December 31, 2007

	Final Budget	Actual	Variance Positive (Negative)
Revenues			
Permissive Motor Vehicle Registration Fees	\$92,000	\$113,104	\$21,104
<i>Total Revenues</i>	<u>92,000</u>	<u>113,104</u>	<u>21,104</u>
Expenditures			
Capital Outlay			
State Route 256 Highway			
Materials and Supplies	50,000	26,002	23,998
Capital Outlay	<u>22,554</u>	<u>22,554</u>	<u>0</u>
<i>Total Expenditures</i>	<u>72,554</u>	<u>48,556</u>	<u>23,998</u>
<i>Net Change in Fund Balance</i>	19,446	64,548	45,102
Fund Balance at Beginning of Year	101,198	101,198	0
Prior Year Encumbrances Appropriated	<u>22,554</u>	<u>22,554</u>	<u>0</u>
<i>Fund Balance at End of Year</i>	<u><u>\$143,198</u></u>	<u><u>\$188,300</u></u>	<u><u>\$45,102</u></u>

City of Pickerington, Ohio
Schedule of Revenues, Expenditures, and Changes
In Fund Balance - Budget (Non-GAAP Basis) and Actual
Tax Increment Financing Agreement State Route 256/204 Construction Fund
For the Year Ended December 31, 2007

	<u>Final Budget</u>	<u>Actual</u>	<u>Variance Positive (Negative)</u>
Revenues			
Interest	\$2,500	\$10,004	\$7,504
Expenditures			
Capital Outlay			
Tax Increment Financing Agreement			
State Route 256/204 Construction			
Contractual Services	<u>25,000</u>	<u>23,252</u>	<u>1,748</u>
<i>Excess of Revenues Over (Under) Expenditures</i>	(22,500)	(13,248)	9,252
Other Financing Use			
Transfers Out	<u>(200,000)</u>	<u>(200,000)</u>	<u>0</u>
<i>Net Change in Fund Balance</i>	(222,500)	(213,248)	9,252
Fund Balance at Beginning of Year	<u>235,019</u>	<u>235,019</u>	<u>0</u>
<i>Fund Balance at End of Year</i>	<u><u>\$12,519</u></u>	<u><u>\$21,771</u></u>	<u><u>\$9,252</u></u>

City of Pickerington, Ohio
Schedule of Revenues, Expenditures, and Changes
In Fund Balance - Budget (Non-GAAP Basis) and Actual
Street Construction Fund
For the Year Ended December 31, 2007

	Final Budget	Actual	Variance Positive (Negative)
Revenues			
Charges for Services	\$66,000	\$66,000	\$0
Interest	3,500	9,190	5,690
<i>Total Revenues</i>	<u>69,500</u>	<u>75,190</u>	<u>5,690</u>
Expenditures			
Capital Outlay			
Street Construction			
Contractual Services	6,244	5,135	1,109
Capital Outlay	<u>237,057</u>	<u>232,638</u>	<u>4,419</u>
<i>Total Expenditures</i>	<u>243,301</u>	<u>237,773</u>	<u>5,528</u>
<i>Net Change in Fund Balance</i>	(173,801)	(162,583)	11,218
Fund Balance at Beginning of Year	173,801	173,801	0
Prior Year Encumbrances Appropriated	<u>66,000</u>	<u>66,000</u>	<u>0</u>
<i>Fund Balance at End of Year</i>	<u><u>\$66,000</u></u>	<u><u>\$77,218</u></u>	<u><u>\$11,218</u></u>

City of Pickerington, Ohio
Schedule of Revenues, Expenditures, and Changes
In Fund Balance - Budget (Non-GAAP Basis) and Actual
Street Impact Fee Fund
For the Year Ended December 31, 2007

	Final Budget	Actual	Variance Positive (Negative)
Revenues			
Impact Fees	\$214,163	\$199,994	(\$14,169)
Interest	0	16,905	16,905
<i>Total Revenues</i>	<u>214,163</u>	<u>216,899</u>	<u>2,736</u>
Expenditures			
Current:			
Capital Outlay			
Street Impact Fee			
Contractual Services	704	704	0
<i>Total Expenditures</i>	<u>704</u>	<u>704</u>	<u>0</u>
<i>Net Change in Fund Balance</i>	213,459	216,195	2,736
Fund Balance at Beginning of Year	<u>244,309</u>	<u>244,309</u>	<u>0</u>
<i>Fund Balance at End of Year</i>	<u><u>\$457,768</u></u>	<u><u>\$460,504</u></u>	<u><u>\$2,736</u></u>

City of Pickerington, Ohio
Schedule of Revenues, Expenditures, and Changes
In Fund Balance - Budget (Non-GAAP Basis) and Actual
Park Capital Improvement Fund
For the Year Ended December 31, 2007

	Final Budget	Actual	Variance Positive (Negative)
Revenues			
Licenses and Permits	\$994	\$994	\$0
Expenditures			
Capital Outlay			
Park Capital Improvement			
Capital Outlay	50,965	42,455	8,510
<i>Net Change in Fund Balance</i>	(49,971)	(41,461)	8,510
Fund Balance at Beginning of Year	85,107	85,107	0
Prior Year Encumbrances Appropriated	2,300	2,300	0
<i>Fund Balance at End of Year</i>	<u>\$37,436</u>	<u>\$45,946</u>	<u>\$8,510</u>

City of Pickerington, Ohio
 Schedule of Revenues, Expenditures, and Changes
 In Fund Balance - Budget (Non-GAAP Basis) and Actual
 Community Development Block Grant Fund
 For the Year Ended December 31, 2007

	Final Budget	Actual	Variance Positive (Negative)
Revenues			
<i>Total Revenues</i>	\$0	\$0	\$0
Expenditures			
<i>Total Expenditures</i>	0	0	0
<i>Net Change in Fund Balance</i>	0	0	0
Fund Balance at Beginning of Year	352	352	0
<i>Fund Balance at End of Year</i>	<u>\$352</u>	<u>\$352</u>	<u>\$0</u>

City of Pickerington, Ohio
Schedule of Revenues, Expenditures, and Changes
In Fund Balance - Budget (Non-GAAP Basis) and Actual
Police Impact Fee Fund
For the Year Ended December 31, 2007

	Final Budget	Actual	Variance Positive (Negative)
Revenues			
Impact Fees	\$193,787	\$123,425	(\$70,362)
Interest	2,000	3,479	1,479
<i>Total Revenues</i>	<u>195,787</u>	<u>126,904</u>	<u>(68,883)</u>
Expenditures			
Current:			
Capital Outlay			
Police Impact Fee			
Contractual Services	722	722	0
<i>Total Expenditures</i>	<u>722</u>	<u>722</u>	<u>0</u>
<i>Excess of Revenues Over Expenditures</i>	195,065	126,182	(68,883)
Other Financing Use			
Transfers Out	(163,989)	(136,000)	27,989
<i>Net Change in Fund Balance</i>	31,076	(9,818)	(40,894)
Fund Balance at Beginning of Year	11,724	11,724	0
<i>Fund Balance at End of Year</i>	<u>\$42,800</u>	<u>\$1,906</u>	<u>(\$40,894)</u>

City of Pickerington, Ohio
Schedule of Revenues, Expenditures, and Changes
In Fund Balance - Budget (Non-GAAP Basis) and Actual
Tax Increment Financing Agreement Cover Construction Fund
For the Year Ended December 31, 2007

	Final Budget	Actual	Variance Positive (Negative)
Revenues			
Interest	\$1,500	\$10,438	\$8,938
Payment in Lieu of Taxes	92,000	130,967	38,967
<i>Total Revenues</i>	<u>93,500</u>	<u>141,405</u>	<u>47,905</u>
Expenditures			
Capital Outlay			
Tax Increment Financings Agreement Cover Construction			
Contractual Services	66,000	63,307	2,693
Capital Outlay	125,020	97,520	27,500
<i>Total Expenditures</i>	<u>191,020</u>	<u>160,827</u>	<u>30,193</u>
<i>Net Change in Fund Balance</i>	(97,520)	(19,422)	78,098
Fund Balance at Beginning of Year	41,432	41,432	0
Prior Year Encumbrances Appropriated	<u>97,520</u>	<u>97,520</u>	<u>0</u>
<i>Fund Balance at End of Year</i>	<u><u>\$41,432</u></u>	<u><u>\$119,530</u></u>	<u><u>\$78,098</u></u>

City of Pickerington, Ohio
Schedule of Revenues, Expenditures, and Changes
In Fund Balance - Budget (Non-GAAP Basis) and Actual
Street Improvement Trust Fund
For the Year Ended December 31, 2007

	Final Budget	Actual	Variance Positive (Negative)
Revenues			
Interest	\$19,025	\$19,029	\$4
Contributions and Donations	82,575	82,575	0
<i>Total Revenues</i>	<u>101,600</u>	<u>101,604</u>	<u>4</u>
Expenditures			
<i>Total Expenditures</i>	<u>0</u>	<u>0</u>	<u>0</u>
<i>Net Change in Fund Balance</i>	101,600	101,604	4
Fund Balance at Beginning of Year	<u>286,878</u>	<u>286,878</u>	<u>0</u>
<i>Fund Balance at End of Year</i>	<u><u>\$388,478</u></u>	<u><u>\$388,482</u></u>	<u><u>\$4</u></u>

City of Pickerington, Ohio
 Schedule of Revenues, Expenditures, and Changes
 In Fund Balance - Budget (Non-GAAP Basis) and Actual
 Sidewalk Improvement Trust Fund
 For the Year Ended December 31, 2007

	Final Budget	Actual	Variance Positive (Negative)
Revenues			
Interest	\$68	\$77	\$9
Expenditures			
<i>Total Expenditures</i>	<u>0</u>	<u>0</u>	<u>0</u>
<i>Net Change in Fund Balance</i>	68	77	9
Fund Balance at Beginning of Year	<u>1,579</u>	<u>1,579</u>	<u>0</u>
<i>Fund Balance at End of Year</i>	<u><u>\$1,647</u></u>	<u><u>\$1,656</u></u>	<u><u>\$9</u></u>

City of Pickerington, Ohio
Schedule of Revenues, Expenditures, and Changes
In Fund Balance - Budget (Non-GAAP Basis) and Actual
Municipal Building Fund
For the Year Ended December 31, 2007

	<u>Final Budget</u>	<u>Actual</u>	<u>Variance Positive (Negative)</u>
Revenues			
Interest	\$1,501	\$8,154	\$6,653
Expenditures			
Capital Outlay			
Municipal Building			
Capital Outlay	<u>248,109</u>	<u>219,069</u>	<u>29,040</u>
<i>Excess of Revenues Under Expenditures</i>	(246,608)	(210,915)	35,693
Other Financing Use			
Transfers Out	<u>(70,000)</u>	<u>(70,000)</u>	<u>0</u>
<i>Net Change in Fund Balance</i>	(316,608)	(280,915)	35,693
Fund Balance at Beginning of Year	141,389	141,389	0
Prior Year Encumbrances Appropriated	<u>175,219</u>	<u>175,219</u>	<u>0</u>
<i>Fund Balance at End of Year</i>	<u><u>\$0</u></u>	<u><u>\$35,693</u></u>	<u><u>\$35,693</u></u>

City of Pickerington, Ohio
Schedule of Revenues, Expenditures, and Changes
In Fund Balance - Budget (Non-GAAP Basis) and Actual
Park Impact Fee Fund
For the Year Ended December 31, 2007

	Final Budget	Actual	Variance Positive (Negative)
Revenues			
Impact Fees	\$198,274	\$200,274	\$2,000
Interest	21,486	23,039	1,553
<i>Total Revenues</i>	<u>219,760</u>	<u>223,313</u>	<u>3,553</u>
Expenditures			
Current:			
Capital Outlay			
Park Impact Fee			
Contractual Services	1,560	1,560	0
Capital Outlay	497,188	221,583	275,605
<i>Total Expenditures</i>	<u>498,748</u>	<u>223,143</u>	<u>275,605</u>
<i>Net Change in Fund Balance</i>	(278,988)	170	279,158
Fund Balance at Beginning of Year	<u>382,052</u>	<u>382,052</u>	<u>0</u>
<i>Fund Balance at End of Year</i>	<u>\$103,064</u>	<u>\$382,222</u>	<u>\$279,158</u>

City of Pickerington, Ohio
Schedule of Revenues, Expenditures, and Changes
In Fund Balance - Budget (Non-GAAP Basis) and Actual
Municipal Facility Impact Fee Fund
For the Year Ended December 31, 2007

	Final Budget	Actual	Variance Positive (Negative)
Revenues			
Impact Fees	\$104,794	\$101,348	(\$3,446)
Interest	2,500	7,226	4,726
<i>Total Revenues</i>	<u>107,294</u>	<u>108,574</u>	<u>1,280</u>
Expenditures			
Current:			
Capital Outlay			
Municipal Facility Impact Fee			
Contractual Services	484	484	0
Capital Outlay	220,000	45,000	175,000
<i>Total Expenditures</i>	<u>220,484</u>	<u>45,484</u>	<u>175,000</u>
<i>Excess of Revenues Over (Under) Expenditures</i>	(113,190)	63,090	176,280
Other Financing Use			
Transfers Out	(72,325)	(72,325)	0
<i>Net Change in Fund Balance</i>	(185,515)	(9,235)	176,280
Fund Balance at Beginning of Year	<u>153,822</u>	<u>153,822</u>	<u>0</u>
<i>Fund Balance at End of Year</i>	<u><u>(\$31,693)</u></u>	<u><u>\$144,587</u></u>	<u><u>\$176,280</u></u>

ENTERPRISE FUNDS

The enterprise funds are maintained to account for the operations of city government that provide goods or services to the general public in a manner similar to private business enterprises. The costs of providing these goods or services are financed through user charges.

The following are included in enterprise funds:

Water Fund – To account for water services provided to individuals and commercial users.

Sewer Fund – To account for sewer services provided to individuals and commercial users.

Stormwater Fund – To account for monies collected from stormwater utility charges to be utilized for the safe and efficient capture and conveyance of stormwater.

City of Pickerington, Ohio
Schedule of Revenues, Expenses, and Changes
In Fund Equity - Budget (Non-GAAP Basis) and Actual
Water Fund
For the Year Ended December 31, 2007

	Final Budget	Actual	Variance Positive (Negative)
Revenues			
Charges for Services	\$1,588,040	\$1,738,871	\$150,831
Tap-in Fees	531,776	687,599	155,823
Utility Deposits Received	1,050	2,650	1,600
Proceeds from the Sale of Capital Assets	0	1,530	1,530
Interest	60,000	111,832	51,832
Other Non-Operating Revenues	14,800	15,957	1,157
<i>Total Revenues</i>	<u>2,195,666</u>	<u>2,558,439</u>	<u>362,773</u>
Expenses			
Current:			
Personal Services	607,155	561,763	45,392
Contractual Services	434,307	325,598	108,709
Materials and Supplies	360,356	330,053	30,303
Utility Deposits Applied	511	511	0
Utility Deposits Returned	239	114	125
Capital Outlay	2,250,433	2,065,991	184,442
Debt Service:			
Principal Retirement	12,604	12,604	0
<i>Total Expenses</i>	<u>3,665,605</u>	<u>3,296,634</u>	<u>368,971</u>
<i>Excess of Revenues Under Expenses</i>	(1,469,939)	(738,195)	731,744
Transfers Out	<u>(773,460)</u>	<u>(772,039)</u>	1,421
<i>Excess of Revenues Under Expenses and Transfers</i>	(2,243,399)	(1,510,234)	733,165
Fund Equity at Beginning of Year	2,219,845	2,219,845	0
Prior Year Encumbrances Appropriated	<u>1,144,409</u>	<u>1,144,409</u>	0
<i>Fund Equity at End of Year</i>	<u><u>\$1,120,855</u></u>	<u><u>\$1,854,020</u></u>	<u><u>\$733,165</u></u>

City of Pickerington, Ohio
Schedule of Revenues, Expenses, and Changes
In Fund Equity - Budget (Non-GAAP Basis) and Actual
Sewer Fund
For the Year Ended December 31, 2007

	Final Budget	Actual	Variance Positive (Negative)
Revenues			
Charges for Services	\$1,731,150	\$1,723,199	(\$7,951)
Tap-in Fees	393,443	395,217	1,774
Utility Deposits Received	1,050	2,650	1,600
Interest	85,500	91,342	5,842
Other Non-Operating Revenues	8,100	8,719	619
Note Proceeds	775,000	775,000	0
<i>Total Revenues</i>	<u>2,994,243</u>	<u>2,996,127</u>	<u>1,884</u>
Expenses			
Current:			
Personal Services	624,053	577,714	46,339
Contractual Services	930,116	695,849	234,267
Materials and Supplies	68,029	47,213	20,816
Utility Deposits Applied	511	511	0
Utility Deposits Returned	239	114	125
Capital Outlay	1,393,467	1,162,083	231,384
Debt Service:			
Principal Retirement	52,561	52,561	0
Interest and Fiscal Charges	42,597	42,597	0
<i>Total Expenses</i>	<u>3,111,573</u>	<u>2,578,642</u>	<u>532,931</u>
<i>Excess of Revenues Over (Under) Expenses</i>	(117,330)	417,485	534,815
Transfers In	93,546	0	(93,546)
Transfers Out	(637,362)	(543,816)	93,546
<i>Excess of Revenues Under Expenses and Transfers</i>	(661,146)	(126,331)	534,815
Fund Equity at Beginning of Year	2,262,490	2,262,490	0
Prior Year Encumbrances Appropriated	56,904	56,904	0
<i>Fund Equity at End of Year</i>	<u>\$1,658,248</u>	<u>\$2,193,063</u>	<u>\$534,815</u>

City of Pickerington, Ohio
Schedule of Revenues, Expenses, and Changes
In Fund Equity - Budget (Non-GAAP Basis) and Actual
Stormwater Fund
For the Year Ended December 31, 2007

	Final Budget	Actual	Variance Positive (Negative)
Revenues			
Charges for Services	\$195,800	\$198,834	\$3,034
Tap-in Fees	94,799	93,074	(1,725)
Interest	3,300	4,304	1,004
Other Non-Operating Revenues	33,400	1,785	(31,615)
<i>Total Revenues</i>	<u>327,299</u>	<u>297,997</u>	<u>(29,302)</u>
Expenses			
Current:			
Personal Services	207,250	184,246	23,004
Contractual Services	283,984	218,310	65,674
Materials and Supplies	18,607	10,936	7,671
Capital Outlay	230,998	36,108	194,890
<i>Total Expenses</i>	<u>740,839</u>	<u>449,600</u>	<u>291,239</u>
<i>Excess of Revenues Under Expenses</i>	(413,540)	(151,603)	261,937
Fund Equity at Beginning of Year	417,798	417,798	0
Prior Year Encumbrances Appropriated	<u>132,833</u>	<u>132,833</u>	<u>0</u>
<i>Fund Equity at End of Year</i>	<u><u>\$137,091</u></u>	<u><u>\$399,028</u></u>	<u><u>\$261,937</u></u>

INTERNAL SERVICE FUND

The internal service fund is maintained to account for the operations of City activities that provide services to other City departments and funds.

The internal service fund is:

Fleet Maintenance Fund – To account for the maintenance and repair of vehicles and equipment and fuel purchased for City vehicles and the related charges for service.

City of Pickerington, Ohio
Schedule of Revenues, Expenses, and Changes
In Fund Equity - Budget (Non-GAAP Basis) and Actual
Fleet Maintenance Fund
For the Year Ended December 31, 2007

	Final Budget	Actual	Variance Positive (Negative)
Revenues			
Charges for Services	\$180,248	\$176,171	(\$4,077)
Other Non-Operating	0	219	219
<i>Total Revenues</i>	<u>180,248</u>	<u>176,390</u>	<u>(3,858)</u>
Expenses			
Personal Services	26,419	26,419	0
Contractual Services	13,851	13,748	103
Materials and Supplies	151,381	149,708	1,673
<i>Total Expenses</i>	<u>191,651</u>	<u>189,875</u>	<u>1,776</u>
<i>Excess of Revenues Under Expenses</i>	(11,403)	(13,485)	(2,082)
Fund Equity at Beginning of Year	14,143	14,143	0
Prior Year Encumbrances Appropriated	<u>2,798</u>	<u>2,798</u>	<u>0</u>
<i>Fund Equity at End of Year</i>	<u><u>\$5,538</u></u>	<u><u>\$3,456</u></u>	<u><u>(\$2,082)</u></u>

AGENCY FUND

Agency funds account for resources held in a purely custodial capacity (assets equal liabilities) for individuals, private organizations, or other governments.

Mayor's Court Fund – To account for assets held by the mayor's court for distribution to other governments or individuals.

City of Pickerington, Ohio
Statement of Changes in Assets and Liabilities
Agency Fund
For the Year Ended December 31, 2007

	<u>Balance</u> <u>1/1/07</u>	<u>Additions</u>	<u>Reductions</u>	<u>Balance</u> <u>12/31/07</u>
Mayor's Court				
Assets				
Cash and Cash Equivalents in Segregated Accounts	<u>\$1,930</u>	<u>\$205,081</u>	<u>\$206,216</u>	<u>\$795</u>
<i>Total Assets</i>	<u><u>\$1,930</u></u>	<u><u>\$205,081</u></u>	<u><u>\$206,216</u></u>	<u><u>\$795</u></u>
Liabilities				
Undistributed Monies	<u>\$1,930</u>	<u>\$205,081</u>	<u>\$206,216</u>	<u>\$795</u>
<i>Total Liabilities</i>	<u><u>\$1,930</u></u>	<u><u>\$205,081</u></u>	<u><u>\$206,216</u></u>	<u><u>\$795</u></u>

This page intentionally left blank

Statistical Section

This Page is Intentionally Left Blank.

Statistical Section

This part of the City of Pickerington, Ohio's comprehensive annual financial report presents detailed information as a context for understanding what the information in the financial statements, note disclosures, and required supplementary information says about the City's overall financial health.

<u>Contents</u>	<u>Page(s)</u>
Financial Trends These schedules contain trend information to help the reader understand how the City's financial performance and well-being have changed over time.	S3 - S11
Revenue Capacity These schedules contain information to help the reader assess the City's most significant local revenue sources, income taxes and property taxes.	S13 - S23
Debt Capacity These schedules present information to help the reader assess the affordability of the City's current levels of outstanding debt and the City's ability to issue additional debt in the future.	S24 - S31
Economic and Demographic Information These schedules offer economic and demographic indicators to help the reader understand the environment within which the City's financial activities take place and to provide information that facilitates comparisons of financial information over time and among governments.	S32 - S35
Operating Information These schedules contain service and infrastructure data to help the reader understand how the information in the City's financial report relates to the services the city provides and the activities it performs.	S36 - S43

Sources: Unless otherwise noted, the information in these schedules is derived from the comprehensive annual financial reports for the relevant year. The City implemented GASB Statement 34 in 2004; schedules presenting government-wide information include information beginning in that year.

This page intentionally left blank

City of Pickerington, Ohio
Net Assets by Component
Last Four Years
(Accrual Basis of Accounting)

	<u>2007</u>	<u>2006</u>	<u>2005</u>	<u>2004</u>
Governmental Activities				
Invested in Capital Assets, Net of Related Debt	\$28,744,812	\$29,992,870	\$30,277,012	\$29,828,785
Restricted:				
Capital Projects	3,600,987	2,306,000	1,445,608	1,005,130
Debt Service	0	0	0	19,130
Security of Persons and Property	1,291	142,909	10,311	130,392
Transportation Services	558,230	0	0	0
Other Purposes	300,241	983,865	790,502	825,876
Unrestricted	<u>2,001,791</u>	<u>2,791,432</u>	<u>2,071,459</u>	<u>1,710,743</u>
<i>Total Governmental Activities Net Assets</i>	<u>35,207,352</u>	<u>36,217,076</u>	<u>34,594,892</u>	<u>33,520,056</u>
Business-Type-Activities				
Invested in Capital Assets, Net of Related Debt	32,707,886	32,033,382	30,852,263	28,356,121
Unrestricted	<u>5,650,267</u>	<u>5,682,945</u>	<u>5,707,503</u>	<u>6,172,148</u>
<i>Total Business-Type Activities Net Assets</i>	<u>38,358,153</u>	<u>37,716,327</u>	<u>36,559,766</u>	<u>34,528,269</u>
Primary Government				
Invested in Capital Assets, Net of Related Debt	61,452,698	62,026,252	61,129,275	58,184,906
Restricted	4,460,749	3,432,774	2,246,421	1,980,528
Unrestricted	<u>7,652,058</u>	<u>8,474,377</u>	<u>7,778,962</u>	<u>7,882,891</u>
<i>Total Primary Government Net Assets</i>	<u>\$73,565,505</u>	<u>\$73,933,403</u>	<u>\$71,154,658</u>	<u>\$68,048,325</u>

City of Pickerington, Ohio
Changes in Net Assets
Last Four Years
(Accrual Basis of Accounting)

	<u>2007</u>	<u>2006</u>	<u>2005</u>	<u>2004</u>
<u>Program Revenues</u>				
Governmental Activities:				
Charges for Services:				
General Government	\$24,279	\$35,902	\$31,852	\$21,316
Security of Persons and Property	227,265	252,630	249,329	243,042
Transportation	282,605	162,253	146,739	128,803
Leisure Time Activities	188,873	239,945	324,401	278,187
Community Environment	469,709	774,038	731,672	701,893
Subtotal Charges for Services	<u>1,192,731</u>	<u>1,464,768</u>	<u>1,483,993</u>	<u>1,373,241</u>
Operating Grants and Contributions:				
General Government	8,069	9,197	42,316	0
Security of Persons and Property	209,065	41,588	58,036	78,314
Transportation	616,904	547,022	445,199	450,349
Leisure Time Activities	17,420	2,695	2,426	5,871
Community Environment	0	0	0	453
Subtotal Operating Grants and Contributions	<u>851,458</u>	<u>600,502</u>	<u>547,977</u>	<u>534,987</u>
Capital Grants and Contributions:				
Transportation	542,128	1,628,431	1,623,293	2,499,860
Leisure Time Activities	0	0	7,428	0
Community Environment	0	0	0	30,000
Subtotal Capital Grants and Contributions	<u>542,128</u>	<u>1,628,431</u>	<u>1,630,721</u>	<u>2,529,860</u>
<i>Total Governmental Activities Program Revenues</i>	<u>2,586,317</u>	<u>3,693,701</u>	<u>3,662,691</u>	<u>4,438,088</u>
Business-Type Activities:				
Charges for Services:				
Water	1,717,300	1,399,689	1,329,105	781,141
Sewer	1,751,962	1,423,713	1,408,308	1,322,484
Stormwater	199,056	196,415	245,374	75,851
Subtotal Charges for Services	<u>3,668,318</u>	<u>3,019,817</u>	<u>2,982,787</u>	<u>2,179,476</u>
Capital Grants and Contributions:				
Water	669,874	963,603	1,443,143	2,908,350
Sewer	395,217	925,235	1,388,855	1,856,495
Stormwater	93,074	388,762	1,056,705	2,097,712
Subtotal Capital Grants and Contributions	<u>1,158,165</u>	<u>2,277,600</u>	<u>3,888,703</u>	<u>6,862,557</u>
<i>Total Business-Type Activities Program Revenues</i>	<u>4,826,483</u>	<u>5,297,417</u>	<u>6,871,490</u>	<u>9,042,033</u>
<i>Total Primary Government Program Revenues</i>	<u>\$7,412,800</u>	<u>\$8,991,118</u>	<u>\$10,534,181</u>	<u>\$13,480,121</u>

(continued)

City of Pickerington, Ohio
Changes in Net Assets (Continued)
Last Four Years
(Accrual Basis of Accounting)

	<u>2007</u>	<u>2006</u>	<u>2005</u>	<u>2004</u>
<u>Expenses</u>				
Governmental Activities:				
General Government	\$2,358,695	\$2,169,423	\$2,044,288	\$1,902,593
Security of Persons and Property	3,829,576	3,567,445	3,285,125	2,956,311
Transportation	3,469,100	2,611,586	2,168,811	1,506,242
Leisure Time Activities	845,507	766,520	813,732	767,388
Public Health Services	122,046	142,208	116,159	103,208
Community Environment	1,276,233	1,043,642	1,305,830	1,210,341
Interest and Fiscal Charges	589,252	606,962	488,500	265,189
<i>Total Governmental Activities Expenses</i>	<u>12,490,409</u>	<u>10,907,786</u>	<u>10,222,445</u>	<u>8,711,272</u>
Business-Type Activities:				
Water	1,992,516	1,945,301	1,944,783	1,744,618
Sewer	2,059,272	1,968,812	2,576,944	1,922,633
Stormwater	429,984	545,446	509,188	425,989
<i>Total Business-Type Activities Expenses</i>	<u>4,481,772</u>	<u>4,459,559</u>	<u>5,030,915</u>	<u>4,093,240</u>
<i>Total Primary Government Program Expenses</i>	<u>16,972,181</u>	<u>15,367,345</u>	<u>15,253,360</u>	<u>12,804,512</u>
Net (Expense)/ Revenue				
Governmental Activities	(9,904,092)	(7,214,085)	(6,559,754)	(4,273,184)
Business-Type Activities	344,711	837,858	1,840,575	4,948,793
<i>Total Primary Government Net Expense</i>	<u>(\$9,559,381)</u>	<u>(\$6,376,227)</u>	<u>(\$4,719,179)</u>	<u>\$675,609</u>

(continued)

City of Pickerington, Ohio
Changes in Net Assets (Continued)
Last Four Years
(Accrual Basis of Accounting)

	2007	2006	2005 (1)	2004
<u>General Revenues and Other Changes in Net Assets</u>				
Governmental Activities:				
Property and Other Taxes Levied for General Purposes	\$906,955	\$869,092	\$759,644	\$640,080
Property Taxes Levied for Security of Persons and Property	1,373,786	1,345,209	1,181,883	1,078,806
Income Taxes Levied for General Purposes	4,156,569	4,010,850	3,648,635	3,372,437
Franchise Taxes	34,616	16,897	15,963	17,365
Grants and Entitlements not Restricted to Specific Programs	551,593	692,089	895,566	641,415
Investment Earnings	455,624	478,126	189,389	140,672
Payment in Lieu of Taxes	652,684	425,912	676,183	437,296
Impact Fees	625,041	922,709	24,290	0
Miscellaneous	137,500	146,869	171,553	210,754
<i>Total Governmental Activities</i>	<u>8,894,368</u>	<u>8,907,753</u>	<u>7,563,106</u>	<u>6,538,825</u>
Business-Type Activities:				
Investment Earnings	268,569	164,892	141,280	76,247
Miscellaneous	28,546	153,811	49,642	40,762
<i>Total Business-Type Activities</i>	<u>297,115</u>	<u>318,703</u>	<u>190,922</u>	<u>117,009</u>
<i>Total Primary Government General Revenues and Other Changes in Net Assets</i>	<u>9,191,483</u>	<u>9,226,456</u>	<u>7,754,028</u>	<u>6,655,834</u>
Increase (Decrease) Before Transfers				
Governmental Activities	(1,009,724)	1,693,668	1,003,352	2,265,641
Business-Type Activities	641,826	1,156,561	2,031,497	5,065,802
<i>Total Primary Government Increase (Decrease) Before Transfers</i>	<u>(367,898)</u>	<u>2,850,229</u>	<u>3,034,849</u>	<u>7,331,443</u>
Transfers In (Out)				
Governmental Activities	0	0	0	(37,840)
Business-Type Activities	0	0	0	37,840
Increase (Decrease) After Transfers				
Governmental Activities	(1,009,724)	1,693,668	1,003,352	2,227,801
Business-Type Activities	641,826	1,156,561	2,031,497	5,103,642
<i>Total Primary Government Increase (Decrease) After Transfers</i>	<u><u>(\$367,898)</u></u>	<u><u>\$2,850,229</u></u>	<u><u>\$3,034,849</u></u>	<u><u>\$7,331,443</u></u>

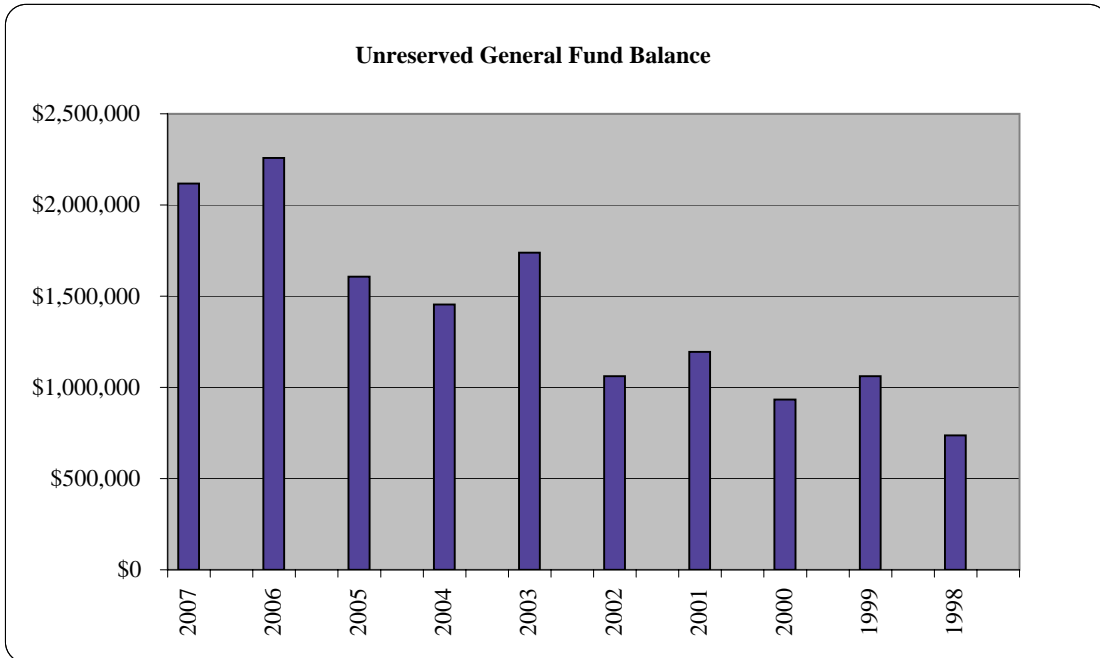
(1) During 2005, the City adopted and enforced impact fees on new residential and commercial development within the City.

City of Pickerington, Ohio
Program Revenues by Function/ Program
Last Four Years
(Accrual Basis of Accounting)

	<u>2007</u>	<u>2006</u>	<u>2005</u>	<u>2004</u>
<u>Program Revenues</u>				
Governmental Activities:				
General Government	\$32,348	\$45,099	\$74,168	\$21,316
Security of Persons and Property	436,330	294,218	307,365	321,356
Transportation	1,441,637	2,337,706	2,215,231	3,079,012
Leisure Time Activities	206,293	242,640	334,255	284,058
Community Environment	<u>469,709</u>	<u>774,038</u>	<u>731,672</u>	<u>732,346</u>
Total Governmental Activities	<u>2,586,317</u>	<u>3,693,701</u>	<u>3,662,691</u>	<u>4,438,088</u>
Business-Type Activities:				
Water	2,387,174	2,363,292	2,772,248	3,689,491
Sewer	2,147,179	2,348,948	2,797,163	3,178,979
Stormwater	<u>292,130</u>	<u>585,177</u>	<u>1,302,079</u>	<u>2,173,563</u>
Total Business-Type Activities	<u>4,826,483</u>	<u>5,297,417</u>	<u>6,871,490</u>	<u>9,042,033</u>
<i>Total Primary Government</i>	<u><u>\$7,412,800</u></u>	<u><u>\$8,991,118</u></u>	<u><u>\$10,534,181</u></u>	<u><u>\$13,480,121</u></u>

City of Pickerington, Ohio
Fund Balances, Governmental Funds
Last Ten Years
(Modified Accrual Basis of Accounting)

	2007	2006	2005	2004	2003
<u>General Fund</u>					
Reserved	\$90,016	\$288,182	\$78,393	\$63,162	\$16,811
Unreserved	<u>2,118,085</u>	<u>2,257,696</u>	<u>1,606,415</u>	<u>1,454,927</u>	<u>1,738,398</u>
<i>Total General Fund</i>	<u>2,208,101</u>	<u>2,545,878</u>	<u>1,684,808</u>	<u>1,518,089</u>	<u>1,755,209</u>
All Other Governmental Funds					
Reserved	351,091	409,864	330,970	620,035	1,604,850
Unreserved, Undesignated, Reported in:					
Special Revenue Funds	796,472	1,036,284	699,334	797,562	1,006,459
Debt Service Funds	99,649	118,724	59,008	71,926	86,626
Capital Projects Funds (Deficit)	<u>(1,435,161)</u>	<u>(1,702,384)</u>	<u>(2,892,145)</u>	<u>(4,075,503)</u>	<u>(3,846,340)</u>
<i>Total All Other Governmental Funds</i>	<u>(187,949)</u>	<u>(137,512)</u>	<u>(1,802,833)</u>	<u>(2,585,980)</u>	<u>(1,148,405)</u>
Total Governmental Funds (Deficit)	<u><u>\$2,020,152</u></u>	<u><u>\$2,408,366</u></u>	<u><u>(\$118,025)</u></u>	<u><u>(\$1,067,891)</u></u>	<u><u>\$606,804</u></u>

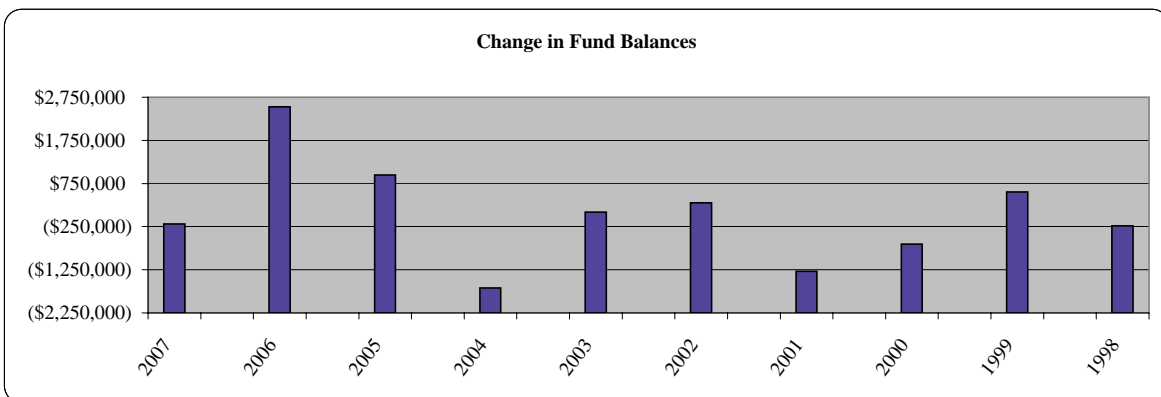


<u>2002</u>	<u>2001</u>	<u>2000</u>	<u>1999</u>	<u>1998</u>
\$438,584	\$244,212	\$178,298	\$211,445	\$215,784
<u>1,061,727</u>	<u>1,195,488</u>	<u>933,838</u>	<u>1,062,152</u>	<u>737,380</u>
<u>1,500,311</u>	<u>1,439,700</u>	<u>1,112,136</u>	<u>1,273,597</u>	<u>953,164</u>
1,917,485	1,344,731	470,551	505,862	331,723
620,148	539,507	260,955	480,763	410,374
17,419	469	469	469	452
<u>(3,532,358)</u>	<u>(3,106,651)</u>	<u>(343,539)</u>	<u>(106,464)</u>	<u>(96,507)</u>
<u>(977,306)</u>	<u>(1,221,944)</u>	<u>388,436</u>	<u>880,630</u>	<u>646,042</u>
<u>\$523,005</u>	<u>\$217,756</u>	<u>\$1,500,572</u>	<u>\$2,154,227</u>	<u>\$1,599,206</u>

City of Pickerington, Ohio
Changes in Fund Balances, Governmental Funds
Last Ten Years
(Modified Accrual Basis of Accounting)

	2007	2006	2005 (2)	2004	2003 (3) (4)	2002
Revenues						
Property and Other Taxes	\$2,277,782	\$2,163,404	\$1,892,648	\$1,709,145	\$1,717,578	\$1,574,611
Hotel and Motel Taxes (5)	7,055	0	0	0	0	0
Permissive Motor Vehicle Registration Fees	179,605	162,253	146,739	128,803	0	0
Municipal Income Taxes	4,111,715	3,978,315	3,607,752	3,336,898	3,105,152	3,041,993
Charges for Services	467,173	588,978	551,183	505,128	905,011	918,555
Licenses and Permits	391,619	568,193	671,412	625,577	1,743,833	1,187,009
Impact Fees	625,041	922,709	24,290	0	0	0
Fines and Forfeitures	149,039	131,273	113,459	106,296	0	0
Intergovernmental	1,590,508	2,188,653	1,272,596	1,165,891	1,004,756	1,051,570
Interest	474,959	435,426	230,845	117,419	111,217	191,799
Payments in Lieu of Taxes	435,003	588,302	441,371	348,359	190,976	152,982
Rent	750	11,271	1,200	7,437	10,710	11,275
Contributions and Donations	108,592	13,288	12,394	7,256	5,216	4,892
Other	171,897	163,766	187,516	238,551	131,519	93,474
Total Revenues	10,990,738	11,915,831	9,153,405	8,296,760	8,925,968	8,228,160
Expenditures						
Current:						
General Government	2,239,363	1,911,991	2,246,436	1,974,974	2,194,316	2,260,430
Security of Persons and Property	3,723,538	3,425,707	3,135,374	2,826,306	2,435,694	2,245,129
Transportation	912,332	439,144	487,891	554,026	538,467	506,550
Leisure Time Activities	802,152	724,720	763,549	716,456	741,916	668,724
Public Health Services	122,046	142,208	116,159	103,208	105,265	100,010
Community Environment	1,223,401	1,238,791	1,305,830	1,210,341	1,058,511	870,283
Capital Outlay	2,666,657	2,544,059	2,735,449	3,750,293	3,522,136	5,518,889
Debt Service:						
Current Refunding Principal Retirement	200,000	225,000	0	0	0	0
Principal Retirement	14,688	88,121	2,208,420	2,423,764	297,219	46,164
Interest and Fiscal Charges	621,508	515,277	426,860	255,712	204,645	264,137
Bond Issuance Costs	0	0	0	26,380	0	0
Total Expenditures	12,525,685	11,255,018	13,425,968	13,841,460	11,098,169	12,480,316
<i>Excess of Revenues Over (Under) Expenditures</i>	<i>(1,534,947)</i>	<i>660,813</i>	<i>(4,272,563)</i>	<i>(5,544,700)</i>	<i>(2,172,201)</i>	<i>(4,252,156)</i>
Other Financing Sources (Uses):						
Proceeds from the Sale of Capital Assets	124,084	1,095	3,549	0	0	4,129
Inception of a Capital Lease	22,665	31,683	0	0	0	128,276
Lease Proceeds	0	0	0	0	0	4,300,000
General Obligation Bonds Issued	0	0	0	1,550,000	0	0
Premium on Bond Issuance	0	0	0	18,845	0	0
Notes Issued	3,445,000	3,645,000	3,010,000	2,170,000	2,256,000	125,000
Loans Issued	1,199,984	1,097,800	4,378,880	169,000	0	0
Current Refunding of Bond Anticipation Note	(3,445,000)	(2,910,000)	(2,170,000)	0	0	0
Transfers In	3,749,296	2,842,529	2,442,706	2,383,764	2,298,864	2,212,795
Transfers Out	(3,749,296)	(2,842,529)	(2,442,706)	(2,421,604)	(2,298,864)	(2,212,795)
Total Other Financing Sources (Uses)	1,346,733	1,865,578	5,222,429	3,870,005	2,256,000	4,557,405
Net Change in Fund Balances	(\$188,214)	\$2,526,391	\$949,866	(\$1,674,695)	\$83,799	\$305,249
<i>Debt Service as a Percentage of Noncapital Expenditures</i>	<i>6.3%</i>	<i>7.0%</i>	<i>32.6%</i>	<i>39.7%</i>	<i>7.1%</i>	<i>4.7%</i>

- (1) Includes, General, Special Revenue, Capital Projects, and Debt Service Funds.
- (2) During 2005, the City adopted and enforced impact fees on new residential and commercial development within the City.
- (3) Prior to 2004, permissive motor vehicle registration fees revenue was combined with property and other taxes revenue.
- (4) Prior to 2004, fines and forfeitures were combined with licenses and permits.
- (5) Prior to 2007, hotel and motel taxes were combined with property and other taxes.



2001	2000	1999	1998
\$1,375,192	\$798,049	\$756,156	\$985,318
0	0	0	0
0	0	0	0
2,782,304	2,445,555	2,236,481	2,117,199
826,987	529,084	190,518	153,124
773,027	590,881	523,678	469,730
0	0	0	0
0	0	0	0
1,255,515	1,540,931	968,467	1,072,347
405,286	252,287	258,399	220,138
122,120	90,578	42,363	0
6,790	0	0	0
115,016	0	0	0
53,186	39,626	358,011	163,631
<u>7,715,423</u>	<u>6,286,991</u>	<u>5,334,073</u>	<u>5,181,487</u>
2,152,488	1,725,815	1,335,564	1,286,863
1,992,201	1,850,855	1,532,577	1,472,013
518,741	582,601	483,285	375,081
620,556	444,796	329,484	329,952
63,614	54,469	52,851	53,088
668,092	609,935	229,749	171,363
2,854,710	1,620,192	856,122	1,704,941
0	0	0	0
27,909	12,110	12,550	1,143
167,442	39,873	18,231	19,568
0	0	0	0
<u>9,065,753</u>	<u>6,940,646</u>	<u>4,850,413</u>	<u>5,414,012</u>
<u>(1,350,330)</u>	<u>(653,655)</u>	<u>483,660</u>	<u>(232,525)</u>
0	0	6,851	50
67,514	0	64,510	0
0	0	0	0
0	0	0	0
0	0	0	0
0	0	0	0
0	0	0	0
2,249,267	2,120,743	2,151,712	2,143,016
<u>(2,249,267)</u>	<u>(2,120,743)</u>	<u>(2,151,712)</u>	<u>(2,143,016)</u>
<u>67,514</u>	<u>0</u>	<u>71,361</u>	<u>50</u>
<u>(\$1,282,816)</u>	<u>(\$653,655)</u>	<u>\$555,021</u>	<u>(\$232,475)</u>
3.2%	1.0%	0.8%	0.6%

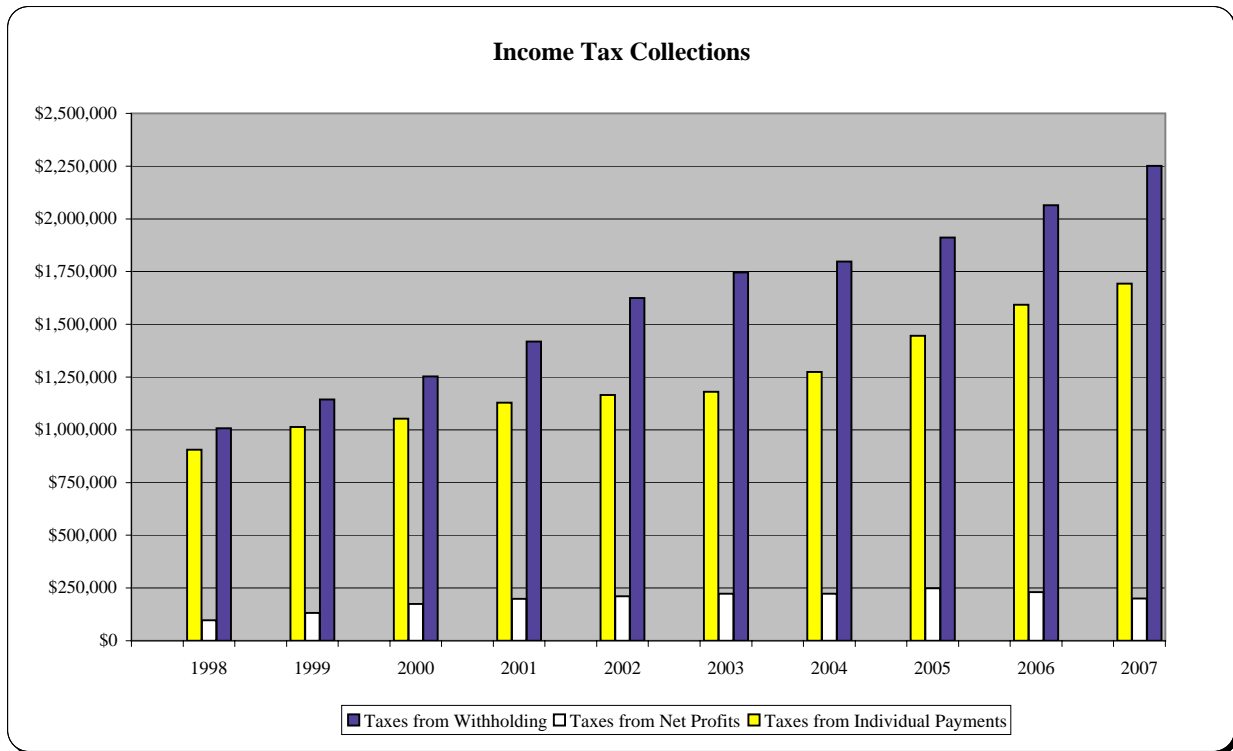
This page intentionally left blank

City of Pickerington, Ohio
Income Tax Revenue Base and Collections
Last Ten Years

Tax Year	Tax Rate	Total Tax Collected (1)	Taxes from Withholding	Percentage of Taxes from Withholding	Taxes from Net Profits	Percentage of Taxes from Net Profits	Taxes from Individual Payments	Percentage of Taxes from Individual Payments
2007	1%	\$4,156,569	\$2,251,430	54.17%	\$200,406	4.82%	\$1,692,958	40.73%
2006	1%	4,010,850	2,065,261	51.49%	231,045	5.76%	1,593,402	39.73%
2005	1%	3,648,635	1,911,467	52.39%	248,148	6.80%	1,445,226	39.61%
2004	1%	3,372,437	1,796,896	53.28%	222,780	6.61%	1,273,934	37.77%
2003	1%	3,105,152	1,746,233	56.24%	222,334	7.16%	1,179,860	38.00%
2002	1%	3,041,993	1,625,365	53.43%	211,421	6.95%	1,164,348	38.28%
2001	1%	2,782,304	1,418,030	50.97%	198,262	7.13%	1,127,921	40.54%
2000	1%	2,445,555	1,252,396	51.21%	174,778	7.15%	1,053,329	43.07%
1999	1%	2,236,481	1,143,771	51.14%	131,867	5.90%	1,013,832	45.33%
1998	1%	2,117,199	1,007,544	47.59%	97,428	4.60%	905,895	42.79%

(1) 2004 through 2007 are on an accrual basis and 1998 through 2003 are on a modified accrual basis.

Source: Income Tax Reports, City Income Tax Department



City of Pickerington, Ohio
 Assessed and Estimated Actual Value of Taxable Property
 Last Ten Years

Collection Year	Real Property			Tangible Personal Property	
	Assessed Value		Estimated Actual Value	Public Utility	
	Residential/ Agricultural	Commercial/ Industrial/PU		Assessed Value	Estimated Actual Value
2007	\$296,541,550	\$74,459,960	\$1,060,004,314	\$2,404,130	\$9,616,520
2006	274,074,910	67,709,680	976,527,400	2,570,000	10,280,000
2005	202,205,656	57,042,554	740,709,171	2,653,000	10,612,000
2004	181,118,613	51,094,027	663,464,686	2,304,000	9,216,000
2003	165,333,472	46,643,108	605,647,371	2,113,000	8,452,000
2002	132,015,429	37,238,595	483,582,926	2,354,000	9,416,000
2001	124,902,648	35,232,511	457,529,026	3,474,000	13,896,000
2000	116,107,797	32,755,513	425,323,743	3,559,000	14,236,000
1999	101,631,348	28,672,462	372,296,600	3,864,000	15,456,000
1998	97,152,221	27,407,549	355,885,057	3,906,000	15,624,000

Real property is reappraised every six years with a State mandated update of the current market value in the third year following each reappraisal.

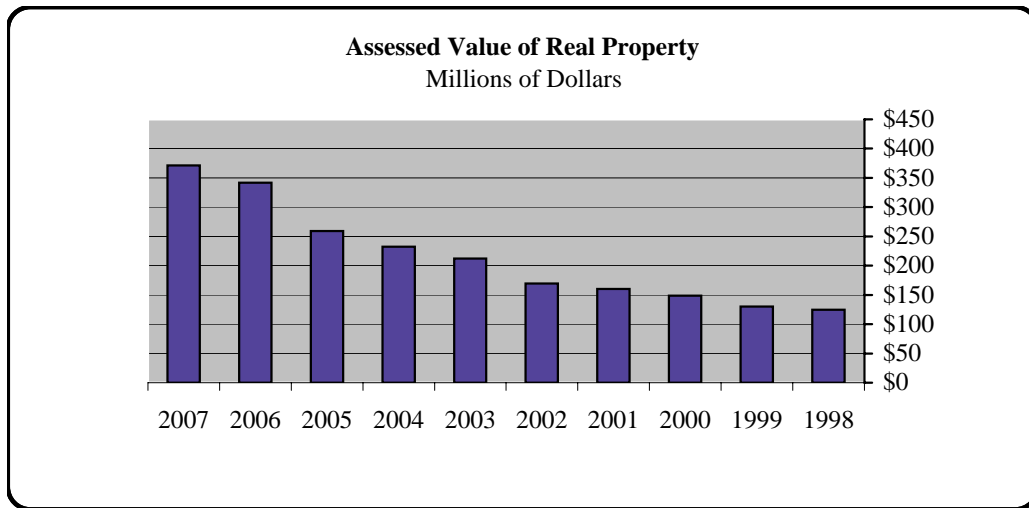
The assessed value of real property (including public utility real property) is 35 percent of estimated true value. Personal property tax is assessed on all tangible personal property used in business in Ohio. The assessed value of public utility personal property ranges from 25 percent of true value for railroad property to 88 percent for electric transmission and distribution property. The general business tangible personal property tax is being phased out beginning in 2006. The listing percentage is 18.75 percent for 2006, 12.5 percent for 2007, 6.25 percent for 2008 and zero for 2009.

The tangible personal property values associated with each year are the values that, when multiplied by the applicable rates, generated the property tax revenue billed in that year. For real property, the amounts generated by multiplying the assessed values by the applicable rates would be reduced by the 10 percent, 2 1/2 percent and homestead exemptions before being billed. Beginning in the 2006 collection year, the 10 percent rollback for commercial/ industrial property has been eliminated.

Values are shown net of exempt property.

Source: Fairfield County, Ohio; County Auditor

Tangible Personal Property		General Business			Total	
Assessed Value	Estimated Actual Value	Assessed Value	Estimated Actual Value	Ratio	Weighted Average Tax Rate	
\$3,365,560	\$26,924,480	\$376,771,200	\$1,096,545,314	34%	\$6.35	
5,428,246	28,950,645	349,782,836	1,015,758,045	34%	\$6.41	
6,955,219	27,820,876	268,856,429	779,142,047	35%	\$6.42	
7,622,063	30,488,252	242,138,703	703,168,938	34%	\$6.85	
7,298,102	29,192,408	221,387,682	643,291,779	34%	\$6.98	
7,630,978	30,523,912	179,239,002	523,522,838	34%	\$7.04	
5,551,307	22,205,228	169,160,466	493,630,254	34%	\$7.74	
5,407,527	21,630,108	157,829,837	461,189,851	34%	\$5.02	
4,615,540	18,462,160	138,783,350	406,214,760	34%	\$5.08	
3,370,745	13,482,980	131,836,515	384,992,037	34%	\$5.34	



City of Pickerington, Ohio
Property Tax Rates, Direct and Overlapping Governments
(per \$1,000 of assessed value)
Last Ten Years (1)

	<u>2007</u>	<u>2006</u>	<u>2005</u>	<u>2004</u>	<u>2003</u>
Unvoted Millage					
Operating	<u>2.300000</u>	<u>2.300000</u>	<u>2.300000</u>	<u>2.300000</u>	<u>2.300000</u>
Voted Millage - by levy					
2000 Police					
Residential/Agricultural Real	3.860104	3.898059	3.945072	4.403982	4.587781
Commercial/Industrial/Public Utility/Mineral Real	4.679109	4.809866	4.488682	4.885271	4.862022
General Business/Public Utility Personal	<u>5.500000</u>	<u>5.500000</u>	<u>5.500000</u>	<u>5.500000</u>	<u>5.500000</u>
<u>Total Millage By Type of Property</u>					
Residential/Agricultural Real	6.160104	6.198059	6.245072	6.703982	6.887781
Commercial/Industrial/Public Utility/Mineral Real	6.979109	7.109866	6.788682	7.185271	7.162022
General Business/Public Utility Personal	<u>7.800000</u>	<u>7.800000</u>	<u>7.800000</u>	<u>7.800000</u>	<u>7.800000</u>
Overlapping Rates by Taxing District					
Fairfield County					
Residential/Agricultural Real	7.061557	7.077422	5.268250	4.936474	4.956371
Commercial/Industrial/Public Utility/Mineral Real	7.097903	7.144626	5.425848	5.044684	5.023202
General Business/Public Utility Personal	7.550000	7.550000	7.550000	7.050000	7.050000
Violet Township					
Residential/Agricultural Real	7.578948	7.610399	7.675531	8.407761	8.546459
Commercial/Industrial/Public Utility/Mineral Real	7.538961	7.736581	7.415380	7.952246	7.942057
General Business/Public Utility Personal	12.150000	12.150000	12.150000	12.150000	12.150000
Pickerington Local School District					
Residential/Agricultural Real	40.400316	36.794741	37.401946	40.212664	32.687411
Commercial/Industrial/Public Utility/Mineral Real	41.717053	38.656987	38.292281	40.203231	31.665967
General Business/Public Utility Personal	80.750000	77.050000	77.500000	78.000000	70.100000
Eastland Joint Vocational School					
Residential/Agricultural Real	2.000000	2.000000	2.000000	2.000000	2.000000
Commercial/Industrial/Public Utility/Mineral Real	2.000000	2.000000	2.000000	2.000000	2.000000
General Business/Public Utility Personal	2.000000	2.000000	2.000000	2.000000	2.000000

(1) Property tax rates shown are based on collection year.

Real property tax rates are reduced so that inflationary increases in value do not generate additional taxes. Real property is reappraised every six years and property values are updated in the third year following each reappraisal.

Rates may only be raised by obtaining the approval of the majority of the voters at a public election.

Source: Fairfield County, Ohio; County Auditor

<u>2002</u>	<u>2001</u>	<u>2000</u>	<u>1999</u>	<u>1998</u>
<u>2.300000</u>	<u>2.300000</u>	<u>2.300000</u>	<u>2.300000</u>	<u>2.300000</u>
4.724467	5.438631	2.644422	2.695094	2.960711
4.602703	5.435188	2.216880	2.253719	2.644334
<u>5.500000</u>	<u>5.500000</u>	<u>5.500000</u>	<u>5.500000</u>	<u>5.500000</u>
7.024467	7.738631	4.944422	4.995094	5.260711
6.902703	7.735188	4.516880	4.553719	4.944334
<u>7.800000</u>	<u>7.800000</u>	<u>7.800000</u>	<u>7.800000</u>	<u>7.800000</u>
4.972489	5.335428	5.346535	5.202055	4.552248
4.994277	5.551733	5.575927	5.491144	4.939510
7.050000	7.050000	7.050000	7.050000	7.050000
4.823330	5.458430	5.485503	5.769868	6.093911
4.082475	4.838776	5.067297	5.360412	5.980323
8.300000	8.300000	8.300000	8.550000	8.550000
32.935932	35.485208	31.601706	31.781839	35.452173
31.209597	34.036770	30.713668	31.261710	35.552657
70.100000	70.300000	66.360000	66.360000	68.960000
2.000000	2.000000	2.000000	2.000000	1.200000
2.000000	2.000000	2.000000	2.000000	1.200000
2.000000	2.000000	2.000000	2.000000	1.200000

This page intentionally left blank

City of Pickerington, Ohio

Principal Taxpayers

Real Estate Tax

2007 and 1998 (1)

Name of Taxpayer	2007	
	Assessed Value	Percent of Real Property Assessed Value
Pickerington Apartments LLC	\$5,922,760	1.60%
Dominion Homes	4,183,440	1.13%
Regency Centers LP	4,126,610	1.11%
Lakes Edge Partnership	3,325,000	0.90%
M/I Homes of Central Ohio	2,981,320	0.80%
Pickerington Plaza Limited Par	2,933,820	0.79%
Centex Homes	2,295,540	0.62%
Homewood Corporation	2,266,540	0.61%
Hill Road Plaza	2,229,290	0.60%
DDR Continental LP	2,139,730	0.58%
Totals	<u>\$32,404,050</u>	<u>8.73%</u>
Total Assessed Valuation	<u>\$371,001,510</u>	

Name of Taxpayer	1998	
	Assessed Value	Percent of Real Property Assessed Value
Associated Estates Realty	\$4,313,370	3.46%
Lakes Edge Partnership	3,840,690	3.08%
Regency Centers	3,529,290	2.83%
DDR Continental	2,677,180	2.15%
Hill Road Plaza Inc.	1,751,070	1.41%
Donley Inc.	1,493,820	1.20%
Samuel M. Baker	1,349,750	1.08%
Richard Solove	1,320,750	1.06%
Pickerington Partners	1,175,840	0.94%
World Business Services	953,300	0.77%
Totals	<u>\$22,405,060</u>	<u>17.99%</u>
Total Assessed Valuation	<u>\$124,559,770</u>	

(1) The amounts presented represent the assessed values upon which 2007 and 1998 collections were based.

Source: Fairfield County, Ohio; County Auditor

City of Pickerington, Ohio
Principal Taxpayers
Tangible Personal Property Tax
2007 and 1998 (1)

Name of Taxpayer	2007	
	Assessed Value	Percent of Tangible Personal Property Assessed Value
Insight Communication of Central Ohio	\$803,420	23.87%
Kroger Co.	543,800	16.16%
Barnes & Noble Booksellers	399,480	11.87%
Bed, Bath & Beyond Inc.	304,720	9.05%
Discount Drug Mart Inc.	274,620	8.16%
Kohl's Department Stores Inc.	256,480	7.62%
Hook Superx Inc.	191,110	5.68%
Sears Roebuck & Co.	184,450	5.48%
Pickerington Apartments	175,874	5.23%
GE Commercial Finance Business	175,080	5.20%
Total	\$3,309,034	98.32%
Total Assessed Valuation	\$3,365,560	

Name of Taxpayer	1998	
	Assessed Value	Percent of Tangible Personal Property Assessed Value
Kroger Co.	\$767,640	22.77%
Southtown Corporation	476,040	14.12%
Penn Traffic	245,790	7.29%
Revco Discount Drug Center	187,870	5.57%
Cracker Barrel	185,600	5.51%
Hook Superx, Inc.	172,360	5.11%
Mellon Leasing Corporation	141,430	4.20%
Dispatch Printing Co.	140,750	4.18%
Insight Communication of Central Ohio	131,200	3.89%
Capitol Citicom Inc.	128,430	3.81%
Total	\$2,577,110	76.46%
Total Assessed Valuation	\$3,370,745	

(1) The amounts presented represent the assessed values upon which 2007 and 1998 collections were based.

Source: Fairfield County, Ohio; County Auditor

City of Pickerington, Ohio

Principal Taxpayers

Public Utilities Tax

2007 and 1998 (1)

Name of Taxpayer	2007	
	Assessed Value	Percent of Public Utility Assessed Value
Columbia Gas of Ohio	\$543,720	22.61%
South Central Power Co.	527,540	21.94%
Ohio Bell Telephone Company	497,070	20.68%
Columbus Southern Power	345,370	14.37%
Total	<u>\$1,913,700</u>	<u>79.60%</u>
Total Assessed Valuation	<u>\$2,404,130</u>	

Name of Taxpayer	1998	
	Assessed Value	Percent of Public Utility Assessed Value
Ohio Bell Telephone Company	\$1,168,830	29.92%
Columbia Gas of Ohio	1,231,710	31.53%
Total	<u>\$2,400,540</u>	<u>61.45%</u>
Total Assessed Valuation	<u>\$3,906,000</u>	

(1) The amounts presented represent the assessed values upon which 2007 and 1998 collections were based.

Source: Fairfield County, Ohio; County Auditor

City of Pickerington, Ohio
Property Tax Levies and Collections (1)
Real and Public Utility, and Tangible Personal Property
Last Ten Years (3)

	2007	2006	2005	2004	2003
<u>Real and Public Utility Property</u>					
Tax Levy	\$2,389,961	\$2,238,955	\$1,955,905	\$1,733,271	\$1,621,759
Current Tax Collections (2)	2,243,689	2,126,477	1,877,786	1,708,689	1,573,532
Percent of Current Collections to Levy	93.88%	94.98%	96.01%	98.58%	97.03%
Delinquent Tax Collections	75,769	58,773	57,748	32,977	35,440
Total Tax Collections	2,319,458	2,185,250	1,935,534	1,741,666	1,608,972
Ratio of Total Collections to Levy	97.05%	97.60%	98.96%	100.48%	99.21%
Outstanding Delinquent Taxes	146,272	142,872	99,101	50,817	46,080
Ratio of Outstanding Delinquent Taxes to Tax Levy	6.12%	6.38%	5.07%	2.93%	2.84%
<u>Tangible Personal Property</u>					
Tax Levy	\$37,284	\$52,415	\$50,242	\$50,707	\$50,722
Current Tax Collections	34,016	45,326	39,951	40,855	39,820
Percent of Current Collections to Levy	91.23%	86.48%	79.52%	80.57%	78.51%
Delinquent Tax Collections	326	966	218	86	712
Total Tax Collections	34,341	46,292	40,169	40,941	40,532
Ratio of Total Collections to Levy	92.11%	88.32%	79.95%	80.74%	79.91%
Outstanding Delinquent Taxes	8,858	14,114	9,226	8,631	3,627
Ratio of Outstanding Delinquent Taxes to Tax Levy	23.76%	26.93%	18.36%	17.02%	7.15%

Source: Fairfield County, Ohio; County Auditor

- (1) Does not include state reimbursements of homestead and rollback exemptions.
- (2) Includes penalties which are not included in the total tax levy.
- (3) The year presented represents the collection year.

2002	2001	2000	1999	1998
\$1,372,739	\$1,210,588	\$742,888	\$673,947	\$621,924
1,323,768	1,161,218	700,256	654,598	608,817
96.43%	95.92%	94.26%	97.13%	97.89%
34,506	18,946	20,768	13,053	8,242
1,358,274	1,180,164	721,024	667,651	617,059
98.95%	97.49%	97.06%	99.07%	99.22%
41,784	62,371	24,708	29,110	20,765
3.04%	5.15%	3.33%	4.32%	3.34%
\$47,808	\$46,718	\$40,493	\$37,031	\$28,863
43,622	43,652	38,899	32,873	27,382
91.24%	93.44%	96.06%	88.77%	94.87%
195	54	7,782	123	957
43,817	43,706	46,681	32,996	28,339
91.65%	93.55%	115.28%	89.10%	98.18%
3,479	3,251	1,478	3,191	1,481
7.28%	6.96%	3.65%	8.62%	5.13%

City of Pickerington, Ohio
Ratio of Outstanding Debt to Total
Personal Income and Debt Per Capita
Last Ten Years

Governmental Activities						
Year	General Obligation Bonds (3)	Revenue Anticipation Notes	Bond Anticipation Notes	State Infrastructure Bank Loan (5)	Ohio Municipal Bond Financing Program Loan (4)	Capital Leases (6)
2007	\$1,420,665	\$3,256,750	\$3,645,000	\$4,845,664	\$0	\$3,683,568
2006	1,471,562	3,555,500	3,870,000	3,645,680	0	3,825,591
2005	1,522,459	3,779,500	3,010,000	2,547,880	0	3,957,029
2004	1,568,356	4,004,500	2,880,000	0	169,000	4,120,449
2003	0	2,132,000	4,721,000	0	0	4,288,213
2002 (2)	0	2,012,500	2,275,000	0	0	4,460,556
2001	0	2,374,500	2,145,000	0	0	80,598
2000	0	780,000	1,320,000	0	0	40,993
1999	0	0	450,000	0	0	53,103
1998	0	0	400,000	0	0	617

Note: Details regarding the City's outstanding debt can be found in the Notes to the Basic Financial Statements.

- (1) See S30 & S31 for personal income and population data
- (2) During 2003, outstanding debt balances were restated.
- (3) 2004 was the first year general obligation bonds payable from property taxes were issued.
- (4) During 2005, the City drew down \$2,000,000 in loan proceeds, the total amount authorized. During 2005, the City retired the \$2,000,000 Ohio Municipal Bond Financing Program Loan with the State Infrastructure Bank Loan proceeds.
- (5) During 2005, the City entered into a State Infrastructure Bank Loan agreement with the Ohio Department of Transportation in the amount of \$7,505,000 for the purpose of financing the Diley Road Widening and Realignment Project.
- (6) During 2002, the City entered into a lease with First Star Bank for the construction of a new police facility.

Business-Type Activities

General Obligation Bonds	Bond Anticipation Notes	Revenue Note	OWDA Loan	Issue Two Notes	Capital Leases	Total Debt	Percentage of Personal Income (1)	Per Capita (1)
\$4,167,522	\$5,762,500	\$0	\$783,965	\$18,903	\$85,037	\$27,669,574	7.37%	\$1,905
4,483,168	2,725,000	2,800,000	836,526	31,507	134,633	27,379,167	7.81%	2,017
4,788,814	2,685,000	2,847,244	886,446	44,111	182,652	26,251,135	7.78%	2,009
5,089,460	3,430,000	2,847,244	933,859	56,715	113,455	25,213,038	8.03%	2,074
5,695,723	3,775,000	3,042,244	978,894	69,319	11,185	24,713,578	8.49%	2,195
5,605,000	4,229,500	295,582	988,219	81,923	21,673	19,969,953	7.39%	1,911
5,840,000	3,075,000	0	1,029,224	94,527	31,507	14,670,356	5.58%	1,442
6,045,000	2,275,000	0	250,205	107,131	40,728	10,859,057	4.29%	1,109
6,250,000	2,575,000	0	263,935	119,735	0	9,711,773	7.88%	1,209
3,605,000	5,075,000	0	276,857	132,339	0	9,489,813	7.84%	1,202

City of Pickerington, Ohio
Ratio of General Obligation Bonded Debt
to Estimated Actual Property Value and Per Capita
Last Ten Years

<u>Year</u>	<u>Population (1)</u>	<u>Estimated Actual Property Value</u>	<u>General Obligation Bonded Debt</u>	<u>General Obligation Bonded Debt to Assessed Value</u>	<u>General Obligation Bonded Debt Per Capita</u>
2007	14,526	\$1,096,545,314	\$1,420,665	0.13%	\$97.80
2006	13,573	1,015,758,045	1,471,562	0.14%	108.42
2005	13,066	779,142,047	1,522,459	0.20%	116.52
2004 (2)	12,159	703,168,938	1,568,356	0.22%	128.99
2003	11,259	643,291,779	0	0.00%	0.00
2002	10,452	523,522,838	0	0.00%	0.00
2001	10,171	493,630,254	0	0.00%	0.00
2000	9,792	461,189,851	0	0.00%	0.00
1999	8,035	406,214,760	0	0.00%	0.00
1998	7,895	384,992,037	0	0.00%	0.00

(1) Population estimates from Mid Ohio Regional Planning Commission

(2) 2004 was the first year general obligation bonds payable from property taxes were issued.

Source: City financial records

City of Pickerington, Ohio
 Computation of Direct and Overlapping Governmental Activities Debt
 December 31, 2007

Jurisdiction	Governmental Activities Debt Outstanding	Percentage Applicable to City of Pickerington	Amount Applicable to the City of Pickerington
<u>Direct - City of Pickerington</u>			
General Obligation Bonds	\$1,420,665	100%	\$1,420,665
Revenue Anticipation Notes	3,256,750	100%	3,256,750
Bond Anticipation Notes	3,645,000	100%	3,645,000
State Infrastructure Bank Loan	4,845,664	100%	4,845,664
Capital Leases	3,683,568	100%	3,683,568
Total Direct Debt	<u>16,851,647</u>		<u>16,851,647</u>
<u>Overlapping Debt</u>			
Fairfield County	22,812,451	12.75%	2,908,588
Violet Township	2,830,000	41.14%	1,164,262
Pickerington Local School District	165,044,127	36.17%	59,696,461
Total Overlapping Debt	<u>190,686,578</u>		<u>63,769,310</u>
Total Direct and Overlapping Debt	<u>\$207,538,225</u>		<u>\$80,620,957</u>

Note: The percentage of gross indebtedness of the City's overlapping political subdivisions was determined by dividing each overlapping subdivision's assessed value within the City by the subdivision's total assessed valuation.

City of Pickerington, Ohio
Pledged Revenue Coverage
Revenue Debt - Water
Last Four Years (3)

Year	Gross Revenues (1)	Less: Operating Expenses (2)	Net Available Revenue	Water Issue Two (4) Debt Service Principal	Coverage
2007	\$1,885,694	\$1,262,435	\$623,259	\$12,604	49.45
2006	1,522,382	1,236,880	285,502	12,604	22.65
2005	1,457,005	1,269,927	187,078	12,604	14.84
2004	845,815	1,185,879	(340,064)	12,604	(26.98)

- (1) Includes investment income and other non-operating revenues.
(2) Direct operating expenses does not include depreciation.
(3) Information is not available for years prior to 2004.
(4) The Issue Two notes were issued interest free.

City of Pickerington, Ohio
Pledged Revenue Coverage
Revenue Debt - Sewer
Last Four Years (3)

Year	Gross Revenues (1)	Less: Operating Expenses (2)	Net Available Revenue	Sewer OWDA Debt Service		Coverage
				Principal	Interest	
2007	\$1,872,509	\$1,256,262	\$616,247	\$52,561	\$40,984	6.59
2006	1,508,156	1,185,516	322,640	49,920	43,626	3.45
2005	1,462,174	1,343,279	118,895	47,413	46,132	1.27
2004	1,372,602	1,187,611	184,991	45,035	48,510	1.98

- (1) Includes investment income and other non-operating revenues.
- (2) Direct operating expenses does not include depreciation.
- (3) Information is not available for years prior to 2004.

City of Pickerington, Ohio
Legal Debt Margin
Last Ten Years

	2007	2006	2005	2004	2003
Total Assessed Property Value	<u>\$376,771,200</u>	<u>\$349,782,836</u>	<u>\$268,856,429</u>	<u>\$242,138,703</u>	<u>\$221,387,682</u>
Overall Legal Debt Limit (10 ½ % of Assessed Valuation)	<u>39,560,976</u>	<u>36,727,198</u>	<u>28,229,925</u>	<u>25,424,564</u>	<u>23,245,707</u>
Debt Outstanding:					
General Obligation Bonds Payable	\$5,780,000	\$6,170,000	\$6,550,000	\$6,920,000	\$5,680,000
Notes Payable	12,664,250	12,950,500	12,321,744	13,161,744	13,670,244
Loans Payable	4,845,664	3,645,680	2,547,880	169,000	0
Issue Two Notes Payable	18,903	31,507	44,111	56,715	69,319
OWDA Loans Payable	<u>783,965</u>	<u>836,526</u>	<u>886,446</u>	<u>933,859</u>	<u>978,894</u>
Total Gross Indebtedness Outstanding	24,092,782	23,634,213	22,350,181	21,241,318	20,398,457
Less: Debt Exempt from Limitation					
General Obligation Bonds Payable	(4,375,000)	(4,715,000)	(5,045,000)	(5,370,000)	(5,680,000)
Notes Payable	(9,019,250)	(5,525,000)	(5,532,244)	(6,277,244)	(6,817,244)
Issue Two Notes Payable	(18,903)	(31,507)	(44,111)	(56,715)	(69,319)
OWDA Loans Payable	(783,965)	(836,526)	(886,446)	(933,859)	(978,894)
Amount Available in the Debt Service Fund for General Obligations	<u>(99,649)</u>	<u>(118,724)</u>	<u>(59,008)</u>	<u>(71,926)</u>	<u>(86,626)</u>
Total Net Debt Applicable to Debt Limit	<u>9,796,015</u>	<u>12,407,456</u>	<u>10,783,372</u>	<u>8,531,574</u>	<u>6,766,374</u>
Legal Debt Margin Within 10 ½ % Limitations:	<u>\$29,764,961</u>	<u>\$24,319,742</u>	<u>\$17,446,553</u>	<u>\$16,892,990</u>	<u>\$16,479,333</u>
Legal Debt Margin as a Percentage of the Debt Limit	75.24%	66.22%	61.80%	66.44%	70.89%
Unvoted Debt Limitation (5 ½ % of Assessed Valuation)	<u>\$20,722,416</u>	<u>\$19,238,056</u>	<u>\$14,787,104</u>	<u>\$13,317,629</u>	<u>\$12,176,323</u>
Total Gross Indebtedness	24,092,782	23,634,213	22,350,181	21,241,318	20,398,457
Less:					
Notes Payable	(5,150,000)	(5,525,000)	(5,532,244)	(6,277,244)	(6,817,244)
General Obligation Bonds Payable	(4,375,000)	(4,715,000)	(5,045,000)	(5,370,000)	(5,680,000)
Issue Two Notes Payable	(18,903)	(31,507)	(44,111)	(56,715)	(69,319)
OWDA Loans Payable	(783,965)	(836,526)	(886,446)	(933,859)	(978,894)
Amount Available in the Debt Service Fund for General Obligations	<u>(99,649)</u>	<u>(118,724)</u>	<u>(59,008)</u>	<u>(71,926)</u>	<u>(86,626)</u>
Net Debt Within 5 ½ % Limitations	<u>13,665,265</u>	<u>12,407,456</u>	<u>10,783,372</u>	<u>8,531,574</u>	<u>6,766,374</u>
Unvoted Legal Debt Margin Within 5 ½ % Limitations:	<u>\$7,057,151</u>	<u>\$6,830,600</u>	<u>\$4,003,732</u>	<u>\$4,786,055</u>	<u>\$5,409,949</u>
Unvoted legal Debt Margin as a Percentage of the Unvoted Debt Limitation	34.06%	35.51%	27.08%	35.94%	44.43%

Sources: Fairfield County, Ohio; County Auditor, and City financial records.

2002	2001	2000	1999	1998
<u>\$179,239,002</u>	<u>\$169,160,466</u>	<u>\$157,829,837</u>	<u>\$138,783,350</u>	<u>\$131,836,515</u>
18,820,095	17,761,849	16,572,133	14,572,252	13,842,834
\$5,605,000	\$5,840,000	\$6,045,000	\$6,250,000	\$3,605,000
8,812,582	7,594,500	4,375,000	3,025,000	5,475,000
0	0	0	0	0
81,923	94,527	107,131	119,735	132,339
988,219	1,029,224	250,205	263,935	276,857
15,487,724	14,558,251	10,777,336	9,658,670	9,489,196
(5,605,000)	(5,840,000)	(6,045,000)	(6,250,000)	(3,605,000)
(4,525,082)	(2,775,000)	(2,275,000)	(2,575,000)	(5,075,000)
(81,923)	(94,527)	(107,131)	(119,735)	(132,339)
(988,219)	(1,029,224)	(250,205)	(263,935)	(276,857)
(17,419)	(469)	(469)	(469)	(452)
4,270,081	4,819,031	2,099,531	449,531	399,548
<u>\$14,550,014</u>	<u>\$12,942,818</u>	<u>\$14,472,602</u>	<u>\$14,122,721</u>	<u>\$13,443,286</u>
77.31%	72.87%	87.33%	96.92%	97.11%
<u>\$9,858,145</u>	<u>\$9,303,826</u>	<u>\$8,680,641</u>	<u>\$7,633,084</u>	<u>\$7,251,008</u>
15,487,724	14,558,251	10,777,336	9,658,670	9,489,196
(4,525,082)	(2,775,000)	(2,275,000)	(2,575,000)	(5,075,000)
(5,605,000)	(5,840,000)	(6,045,000)	(6,250,000)	(3,605,000)
(81,923)	(94,527)	(107,131)	(119,735)	(132,339)
(988,219)	(1,029,224)	(250,205)	(263,935)	(276,857)
(17,419)	(469)	(469)	(469)	(452)
4,270,081	4,819,031	2,099,531	449,531	399,548
<u>\$5,588,064</u>	<u>\$4,484,795</u>	<u>\$6,581,110</u>	<u>\$7,183,553</u>	<u>\$6,851,460</u>
56.68%	48.20%	75.81%	94.11%	94.49%

City of Pickerington, Ohio
Demographic and Economic Statistics
Last Ten Years

Year	Population (1)	Total Personal Income (6)	Personal Income Per Capita (2)	Median Household Income (2)	Median Age (2)
2007	14,526	\$375,337,314	\$25,839	\$63,664	32.7
2006	13,573	350,712,747	25,839	63,664	32.7
2005	13,066	337,612,374	25,839	63,664	32.7
2004	12,159	314,176,401	25,839	63,664	32.7
2003	11,259	290,921,301	25,839	63,664	32.7
2002	10,452	270,069,228	25,839	63,664	32.7
2001	10,171	262,808,469	25,839	63,664	32.7
2000	9,792	253,015,488	25,839	63,664	32.7
1999	8,035	123,176,550	15,330	45,862	30.8
1998	7,895	121,030,350	15,330	45,862	30.8

(1) Source: Population estimates from Mid Ohio Regional Planning Commission

(2) Source: U.S. Census

(a) The 2000 Federal Census was used for years 2000 through 2007.

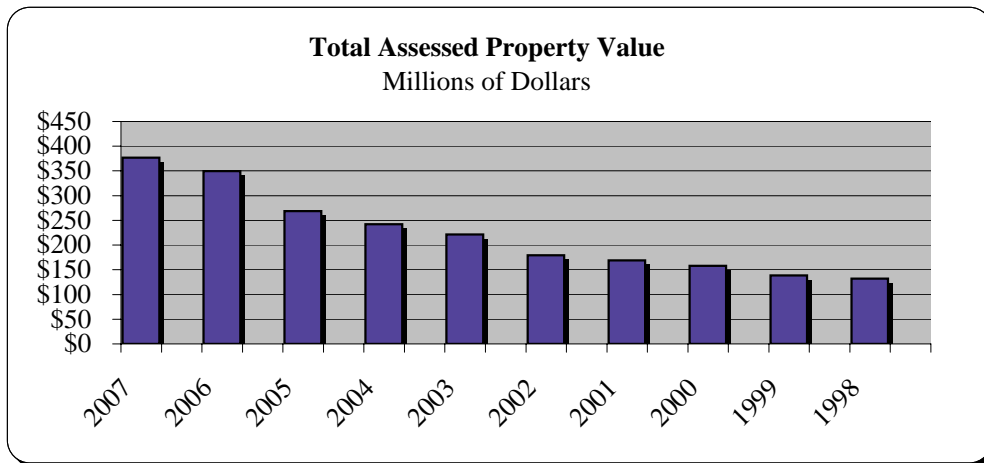
(b) The 1990 Federal Census was used for years 1998 through 1999.

(3) Source: Office of the Treasurer, Pickerington Local School District

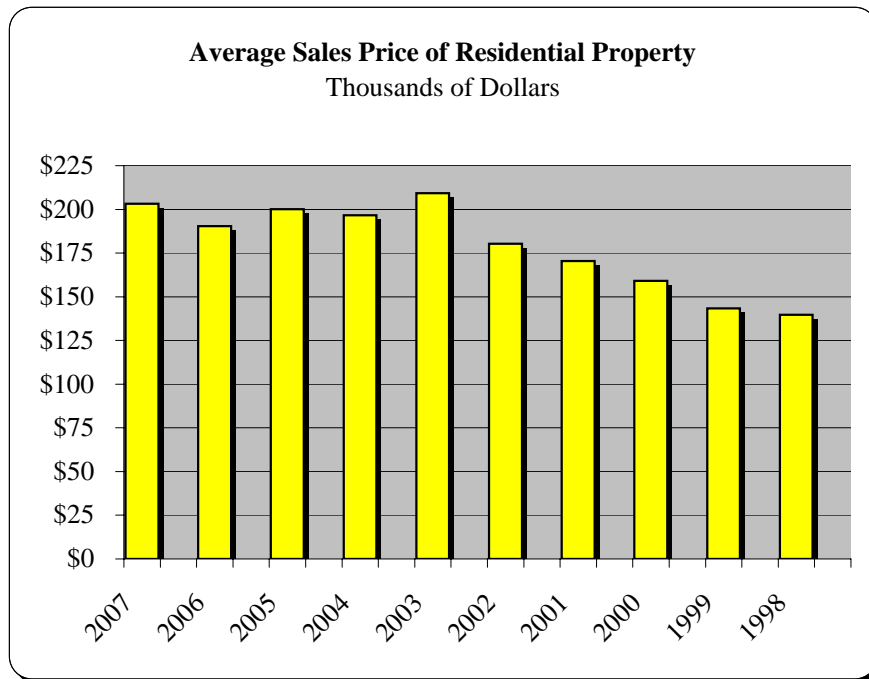
(4) Source: Ohio Bureau of Employment Services

(5) Source: Fairfield County, Ohio; County Auditor

(6) Computation of per capita personal income multiplied by population



Educational Attainment: Bachelor's Degree or Higher (2)	School Enrollment (3)	Fairfield County Unemployment Rate (4)	Average Sales Price of Residential Property (5)	Total Assessed Property Value (5)
31.6%	10,016	5.0%	\$203,188	\$376,771,200
31.6%	9,792	4.5	190,341	349,782,836
31.6	9,714	4.7	200,058	268,856,429
31.6	9,280	4.6	196,599	242,138,703
31.6	8,917	4.5	209,214	221,387,682
31.6	8,363	4.2	180,353	179,239,002
31.6	7,924	3.0	170,399	169,160,466
31.6	7,598	2.3	159,142	157,829,837
23.2	7,208	3.0	143,381	138,783,350
23.2	6,985	3.0	139,619	131,836,515



This page intentionally left blank

City of Pickerington, Ohio
Principal Employers
2007 and 2000 (1)

2007

Employer	Nature of Business	Employees	Percentage of Total City Employment
Pickerington Local School District	School System	1,123	12.52%
Kroger Company, Inc.	Supermarket	313	3.49%
Cracker Barrel Restaurant	Restaurant	290	3.23%
Kohl's Department Stores	Retail	273	3.04%
Kindred Nursing Center	Health Care Facility	228	2.54%
Bob Evans Farms, Inc.	Restaurant	172	1.92%
Max & Erma's Restaurants, Inc.	Restaurant	151	1.68%
City of Pickerington	Government	118	1.32%
American Motorcycle Association	Museum and Organization	110	1.23%
R.G. Barry Corporation	Manufacturing	102	1.14%
Total		<u>2,880</u>	<u>32.11%</u>
Total Employment within the City		<u>8,968</u>	

2000

Employer	Nature of Business	Employees
Pickerington Local School District	School System	813
Cracker Barrel Restaurant	Restaurant	464
Kroger Company, Inc.	Supermarket	390
Kindred Nursing Center	Health Care Facility	254
State of Ohio	Government	203
Longhorn Steakhouse	Restaurant	142
City of Columbus	Government	82
City of Pickerington	Government	78
Defense Accounting Office	Government	56
Mount Carmel Health Care Providers	Health Care Facility	52
Total		<u>2,534</u>
Total Employment within the City		<u>n/a</u>

(1) Calendar Year 2000 was the first year the information was available.
n/a - Information not available

Source: Number of employees obtained from the PW3 Reconciliation Form's
from the City Income Tax Department

City of Pickerington, Ohio
 Full-Time Equivalent City Government Employees by Function/Program
 Last Ten Years

Function/Program	2007	2006	2005	2004	2003	2002
General Government						
Council	7.00	7.00	7.00	7.00	7.00	7.00
Mayor	1.00	1.00	1.00	1.00	1.00	1.00
Clerk of Courts	1.00	1.00	1.00	1.00	1.00	1.00
City Manager	1.00	1.00	1.00	1.00	1.00	1.00
Finance	1.00	3.00	2.00	2.00	2.00	1.00
Personnel Director	1.00	1.00	1.00	1.00	1.00	1.00
Income Tax	4.00	4.00	4.00	4.00	4.00	4.50
Municipal Records	1.50	1.50	1.00	1.00	1.00	1.00
Deputy Finance Director	1.00	2.00	1.00	1.00	1.00	1.00
Facilities Operations Administrator	1.00	1.00	1.00	1.00	1.00	1.00
Secretary/ Administrative	3.00	3.00	3.00	4.00	3.50	4.50
Safety Coordinator	0.00	0.00	0.00	0.00	0.00	0.00
Security of Persons and Property						
Police Chief	1.00	1.00	1.00	1.00	1.00	1.00
Police Commanders	2.00	2.00	2.00	2.00	2.00	2.00
Police Patrol Officers	20.00	19.00	19.00	18.00	16.00	14.00
Police Detectives	3.00	3.00	3.00	3.00	2.00	2.00
Police Dispatchers/Office	10.00	10.00	10.00	10.00	10.00	10.00
Public Health Services						
Public Information Director	0.00	0.00	0.00	0.00	0.00	0.00
Leisure Time Activities						
Parks & Recreation Director	1.00	1.00	1.00	1.00	1.00	1.00
Recreation	4.00	4.00	4.00	1.50	3.00	3.00
Parks	7.00	7.00	7.00	4.50	6.50	7.00
Community Development						
Building	7.00	7.00	7.50	7.00	7.00	7.00
Economic Development	4.00	4.00	3.00	3.00	3.00	3.00
Transportation						
Equipment Maintenance	1.00	1.00	1.00	1.00	1.00	1.00
Street Maintenance & Repair	6.00	6.00	6.00	6.00	7.00	7.50
Basic Utility Services						
Secretary/ Administrative	2.00	2.00	2.00	2.00	2.00	2.00
Water	7.00	6.00	6.00	6.50	6.50	5.50
Sewer	5.00	3.00	3.50	3.50	3.50	3.50
Utilities Maintenance	3.00	3.00	3.00	3.00	4.00	3.00
Totals:	<u>105.50</u>	<u>104.50</u>	<u>102.00</u>	<u>97.00</u>	<u>99.00</u>	<u>96.50</u>

Source: City financial records

Method: Using 1.0 for each full-time employee and 0.50 for each part-time and seasonal employee at year end. Amounts include elected officials.

2001	2000	1999	1998
7.00	7.00	7.00	7.00
1.00	1.00	1.00	1.00
2.00	2.00	2.00	2.00
1.00	1.00	1.00	1.00
1.00	1.00	1.00	1.00
1.00	1.00	1.00	1.00
4.00	4.00	3.00	3.00
1.00	1.00	1.00	2.00
1.00	1.00	1.00	1.00
1.00	0.00	0.00	1.00
3.00	3.00	3.00	3.00
0.00	0.00	0.00	1.00
1.00	1.00	1.00	1.00
2.00	2.00	2.00	2.00
15.00	13.00	12.00	10.00
2.00	2.00	2.00	2.00
11.00	10.00	8.00	8.00
0.00	0.00	0.00	0.00
1.00	1.00	1.00	1.00
1.00	1.00	1.00	0.00
4.00	4.00	4.00	3.00
4.00	3.00	3.00	1.00
3.00	2.00	2.00	1.00
1.00	1.00	1.00	2.00
5.00	5.00	4.00	4.00
2.00	1.00	0.00	0.00
5.50	4.00	4.00	3.00
3.50	3.00	3.00	3.00
3.00	3.00	3.00	3.00
<u>87.00</u>	<u>78.00</u>	<u>72.00</u>	<u>68.00</u>

City of Pickerington, Ohio
Operating Indicators by Function/Program
 Last Ten Years

Function/Program	2007	2006	2005	2004
General Government				
<i>Council and Clerk</i>				
Number of Ordinances Passed	104	197	118	95
Number of Resolutions Passed	21	77	24	31
<i>Finance Department</i>				
Number of checks/ vouchers issued	8,169	7,491	7,430	7,471
Number of P.O.'s issued	2,701	2,355	2,257	2,574
Interest earnings for fiscal year (1)	\$280,207	\$264,867	\$139,101	\$79,318
General Fund Receipts (1)	\$6,523,944	\$6,682,503	\$6,028,505	\$5,576,178
General Fund Expenditures (1)	\$3,769,106	\$3,732,306	\$3,870,200	\$3,469,838
General Fund Cash Balances	\$1,455,533	\$2,195,013	\$1,500,247	\$1,245,071
<i>Income Tax Department</i>				
Forms Prepared/ Mailed				
Number of Tax Returns	9,705	9,212	8,913	7,850
Withholding Forms	1,824	1,948	1,747	1,747
Estimate Statements	2,690	2,755	2,527	2,361
Federal 1099-G	2,129	1,900	1,710	1,550
Collections				
Tax (2)	\$4,156,569	\$4,010,850	\$3,648,635	\$3,372,437
Refunds	\$190,544	\$177,072	\$140,660	\$124,553
<i>Utilities Billing</i>				
Shut-off notices processed	2,083	1,848	3,634	2,021
Work Orders Processed	1,452	1,884	2,375	1,921
New Accounts Added	130	175	140	270
Utility Bills Mailed	60,951	58,805	56,229	52,924
<i>Building Department Indicators</i>				
Construction Permits Issued				
New Residential	130	234	287	120
Commercial	102	142	124	219
Minor	124	135	151	158
Inspection Statistics				
Residential	3,338	5,346	5,377	6,851
Commercial	912	1,632	1,506	2,567
Contractor Registration Statistics				
Registrations	337	396	324	260
Security of Persons & Property				
<i>Police</i>				
Total Calls for Services	35,687	30,290	26,643	21,641
Total Reports Taken	2,246	2,299	2,194	1,937
OMVI/DUI	68	61	55	54
Juvenile Traffic Citations	146	141	150	148
Adult Traffic Citations	2,474	2,461	2,473	2,023
Juvenile Education Enforcement Program/ Informal	7	27	38	9
Serious Crime/ Incidents				
Accidents	574	584	549	557
Homicides	1	0	0	0
Fatal Accidents	1	1	1	0
Rapes	1	4	3	2
Auto Theft	13	24	18	14
Robbery	13	13	2	14
Burglary	36	50	55	55
Assaults	50	53	61	43
Suicides	0	2	0	1
Leisure Time Activities				
<i>Parks & Recreation</i>				
Park Land and Acreage	157.33	157.33	157.33	157.33
Street Trees				
Number of trees planted	288	450	446	431
Number of trees pruned	265	275	626	436
Number of trees removed	61	31	57	42

(1) Cash basis of accounting.

(2) 2004 through 2007 are on an accrual basis and 1998 through 2003 are on a modified accrual basis.

Collections include delinquencies, penalties, interest and late fees.

(3) Street sweeping was contracted out from 2002 to 2004.

(4) Starting in 2002, the City started tracking hours for snow removal as a better indicator of time spent.

(5) For 2004 to 2006 information was not available.

2003	2002	2001	2000	1999	1998
108	151	151	148	141	114
29	20	23	31	29	44
7,309	6,074	6,991	6,520	5,582	5,570
2,426	2,663	2,809	2,628	2,844	2,220
\$99,268	\$101,432	\$285,322	\$204,319	\$238,176	\$209,564
\$5,932,133	\$5,558,946	\$5,474,735	\$4,522,145	\$3,991,612	\$3,402,425
\$3,599,791	\$3,829,633	\$3,098,442	\$2,621,867	\$1,997,862	\$1,572,216
\$1,454,925	\$1,364,934	\$1,250,628	\$968,237	\$865,096	\$764,957
6,561	6,851	6,600	6,600	6,349	5,839
1,633	1,464	1,629	1,640	1,628	1,536
2,082	2,605	2,445	2,430	2,226	2,206
1,505	1,411	1,368	1,360	1,178	1,062
\$3,105,152	\$3,041,993	\$2,782,304	\$2,445,555	\$2,236,481	\$2,117,199
\$99,743	\$135,872	\$118,546	\$148,833	\$93,895	\$96,061
2,708	1,320	1,527	1,546	1,463	1,393
2,701	2,608	1,926	1,658	1,278	837
236	288	193	170	106	70
49,227	44,616	38,421	34,752	32,930	32,168
603	357	254	161	176	90
274	66	97	42	39	66
169	170	135	129	126	142
8,258	5,091	3,326	2,766	2,121	1,262
650	697	648	350	269	563
383	297	232	226	203	229
19,914	20,156	20,118	19,454	n/a	n/a
1,619	1,552	1,484	1,514	1,534	1,555
30	37	36	55	56	51
138	180	186	168	329	221
1,346	1,584	1,677	1,380	1,748	1,406
13	15	16	38	42	25
512	508	455	454	434	440
0	1	0	0	0	0
0	0	0	0	1	1
0	4	0	1	1	0
19	11	11	4	10	9
5	3	5	6	5	4
56	32	18	11	24	17
36	38	43	44	31	36
2	1	0	0	2	0
157.33	157.33	150.00	150.00	150.00	150.00
887	350	133	93	109	260
419	468	588	358	158	460
69	22	45	44	5	3

(continued)

City of Pickerington, Ohio
Operating Indicators by Function/Program (Continued)
 Last Ten Years

Function/Program	2007	2006	2005	2004	2003
Leisure Time Activities (continued)					
Parks & Recreation					
Recreation Activities (5)					
Preschool Program (number of participants)	1,057	n/a	n/a	n/a	645
Youth Programs (number of participants)	1,027	n/a	n/a	n/a	1,092
Adult Programs					
Basketball Leagues	6 teams	n/a	n/a	n/a	8 teams
Co-Rec Volleyball League	11 teams	n/a	n/a	n/a	6 teams
Softball Leagues	41 teams	n/a	n/a	n/a	48 teams
Misc. Activities (number of participants)	391	n/a	n/a	n/a	439
Community Development					
Planning & Zoning Indicators					
Comprehensive Sign Plans	25	25	16	11	9
Rezoning	3	6	5	2	2
Annexations	0	0	1	0	0
Certificates of Appropriateness	22	24	30	21	23
Lot Splits	8	4	0	5	4
Subdivision Plats	1	2	3	0	0
Planned Unit Developments	0	2	1	0	0
Complaints Received	325	272	83	87	166
Inspections Completed	300	680	178	164	332
Unresolved Issues	25	38	2	5	3
Streets and Equipment Maintenance					
Storm Sewers					
Inlets	15	36	48	27	149
Collapsed Lines	1,475	250	0	0	0
Ditches	900	600	420	42	0
Leaf Pick Up					
Loads	110	115	144	107	103
Days	50	45	42	52	44
Snow Removal					
Salt (tons)	1,750.00	199.00	1,128.00	950.00	2,200.00
Days (4)	n/a	n/a	n/a	n/a	n/a
Hours (4)	174	240	120	198	225
Sand/Chloride (gallons)	0	0	0	50	150
Signs					
Repair/Replace	75	147	48	120	102
New	37	37	120	95	34
Mosquito Fogging (hrs)	53	260	240	304	74
Street Maintenance					
Striped (miles)	20.00	19.48	18.37	10.00	9.93
Street Sweeping (cu. yd.) (3)	150	150	957	0	0
Berming (miles)	8.00	6.00	47.25	17.00	2.50
Crack Sealing (tons)	1.50	0.00	0.00	0.00	0.00
Water Department					
Revenue Collected (1)	\$1,588,040	\$1,261,700	\$1,251,865	\$1,123,518	\$1,186,044
Water Processed (Million Gallons Per Day)					
Raw Water	590.96	551.13	540.36	499.33	453.22
Avg./Day	1.62	1.51	1.48	1.36	1.24
Water to System	536.99	494.76	486.37	445.20	392.68
Avg./Day	1.47	1.36	1.33	1.22	1.08
Chemical Usage (in 1000s)					
Chlorine	7,347	6,007	5,419	5,095	3,814
Avg./Day	20.12	16.46	14.85	13.96	10.45
Fluoride	18,298	17,429	16,911	15,346	13,352
Avg./Day	50.13	47.50	46.33	42.04	37.13
Phosphate	25,920	24,368	24,521	22,076	18,575
Avg./Day	71.01	66.76	67.18	60.48	50.89
Potassium	12,745	12,537	16,878	11,895	22,183
Avg./Day	34.91	34.34	46.24	32.58	60.78
Annual Water Pumpage (in 1000s)					
Raw Water	590,957	551,130	540,360	499,331	453,220
Treated Water	536,990	516,750	486,370	468,389	412,940
Plant Use	50,850	52,800	52,400	57,760	58,450
Sewer Department					
Revenue Collected (1)	\$1,731,150	\$1,383,818	\$1,397,171	\$1,309,367	\$1,147,823
Treated Water (total for year)	456.32	492.81	456.88	396.69	399.43
Average (Gallons Per Day)	1.250	1.360	1.252	1.086	1.094
Sludge Hauled (tons)	304.17	158.00	169.60	215.87	114.50

- (1) Cash basis of accounting.
 (2) 2004 through 2006 are on an accrual basis and 1997 through 2003 are on a modified accrual basis.
 Collections include delinquencies, penalties, interest and late fees.
 (3) Street sweeping was contracted out from 2002 to 2004.
 (4) Starting in 2002, the City started tracking hours for snow removal as a better indicator of time spent.
 (5) For 2004 to 2006 information was not available.

Source: City financial records

2002	2001	2000	1999	1998
671	421	130	64	74
962	726	722	378	548
8 teams 6 teams 56 teams	8 teams 6 teams 54 teams	19 teams/ 3 leagues 6 teams 62 teams/ 8 leagues	23 teams 8 teams 62 teams	28 teams 14 teams 58 teams
255	405	189	54	46
8	11	12	7	11
4	9	9	2	4
8	5	1	2	1
31	38	15	14	22
18	4	10	12	6
24	6	2	3	5
4	7	4	1	2
176	161	139	152	143
341	329	278	260	235
3	1	1	1	1
152	92	88	110	67
0	2	1	0	3
15	15	19	21	15
105	115	111	100	83
51	33	32	28	23
952.57	872.93	842.39	532.07	90.00
n/a	18	29	12	8
254	n/a	n/a	n/a	n/a
100	200	100	0	0
123	73	96	66	78
47	221	257	398	35
113	72	40	34	90
54.62	5.83	30.00	4.80	13.10
0	176	165	172	165
8.60	14.20	7.50	21.20	11.10
0.00	7.35	2.00	5.04	4.00
\$918,746	\$889,328	\$822,570	\$840,394	\$861,630
440.15	370.86	339.50	347.96	270.17
1.21	1.02	0.93	0.95	0.74
380.94	337.82	310.79	318.54	248.11
1.04	0.93	0.85	0.87	0.68
2,813	3,598	3,255	3,347	2,562
7.70	9.86	8.92	9.17	7.02
12,883	11,390	10,739	10,598	8,447
35.30	31.21	29.42	29.03	23.14
11,625	24,348	14,616	4,877	0
31.85	66.71	40.04	35.90	0.00
16,367	15,501	25,352	13,945	19,752
44.84	42.47	69.46	38.20	54.12
440,150	370,860	339,502	347,948	270,143
398,340	337,820	310,786	318,528	248,140
60,500	33,040	19,017	29,420	22,003
\$1,190,747	\$1,155,358	\$1,094,195	\$1,133,290	\$978,525
472.50	473.42	455.44	416.96	400.73
1.295	1.297	1.247	1.142	1.077
117.11	242.46	147.39	217.21	242.00

City of Pickerington, Ohio
 Capital Assets Statistics by Function/Program
 Last Ten Years

Function/Program	2007	2006	2005	2004	2003
General Government					
Square Footage of Municipal Building	9,280	7,744	7,744	7,744	7,744
Square Footage of Building/ Parks Building (1)	2,547	2,547	2,547	2,547	2,547
Vehicles	3	3	3	3	3
Police					
Stations	1	1	1	1	1
Square Footage of Building	20,531	20,531	20,531	20,531	20,531
Vehicles	16	15	15	15	11
Motorcycle	1	1	1	1	1
Leisure Time Activities					
Number of Parks	5	5	5	5	5
Number of Tennis Courts	5	1	1	1	1
Number of Skateboarding Areas	1	1	0	0	0
Number of Baseball and Softball Diamonds	4	4	4	4	4
Number of Soccer Fields	4	4	4	4	4
Vehicles	8	8	8	8	8
Transportation					
Streets (miles)	58.23	58.23	57.29	56.81	56.81
Service Vehicles	12	12	12	9	9
Sewer					
Sanitary Sewers (feet)	397,807	397,807	378,864	359,788	218,032
Square Footage of Building	800	800	800	800	800
Vehicles	2	2	2	2	2
Water					
Square Footage of Building	13,667	13,667	13,667	13,667	13,667
Water Lines (feet)	307,498	307,498	303,178	303,178	268,971
Vehicles	5	5	5	5	5
Stormwater					
Storm Sewers (feet)	204,969	204,969	198,898	198,898	173,546
Utilities					
Square Footage of Utilities Complex	1,658	1,658	1,658	1,658	1,658

(1) Prior to 2002, the Building/ Parks Departments shared office space at the Municipal Building. After the completion of the new police building, the Building/ Parks Departments moved into the old police station.

n/a - Information was not available.

Source: City financial records

2002	2001	2000	1999	1998
7,744	7,744	7,744	7,744	7,744
2,547	n/a	n/a	n/a	n/a
3	3	2	1	1
1	1	1	1	1
20,531	2,547	2,547	2,547	2,547
11	11	11	11	11
1	1	1	0	0
5	5	5	4	4
1	1	1	1	1
0	0	0	0	0
4	4	4	4	4
4	4	4	4	4
8	8	7	7	7
54.62	50.80	50.80	38.00	35.00
9	8	7	7	6
214,472	196,871	181,990	164,745	147,500
800	800	800	800	800
2	2	2	2	2
13,667	13,667	n/a	n/a	n/a
256,750	239,000	239,000	239,000	215,000
5	5	3	3	3
159,324	133,944	112,000	112,000	112,000
1,658	1,658	1,658	1,658	1,658

This page intentionally left blank



Mary Taylor, CPA
Auditor of State

CITY OF PICKERINGTON

FAIRFIELD COUNTY

CLERK'S CERTIFICATION

This is a true and correct copy of the report which is required to be filed in the Office of the Auditor of State pursuant to Section 117.26, Revised Code, and which is filed in Columbus, Ohio.

Susan Babbitt

CLERK OF THE BUREAU

**CERTIFIED
AUGUST 12, 2008**