

**BUCYRUS CITY SCHOOL DISTRICT  
CRAWFORD COUNTY, OHIO**

***BASIC FINANCIAL STATEMENTS  
(AUDITED)***

**FOR THE FISCAL YEAR ENDED  
JUNE 30, 2007**

**THERESA JOHNSON, TREASURER**





Mary Taylor, CPA  
Auditor of State

Board of Education  
Bucyrus City School District  
630 Jump Street  
Bucyrus, Ohio 44820

We have reviewed the *Independent Auditor's Report* of the Bucyrus City School District, Crawford County, prepared by Julian and Grube, Inc., for the audit period July 1, 2006 through June 30, 2007. Based upon this review, we have accepted these reports in lieu of the audit required by Section 117.11, Revised Code. The Auditor of State did not audit the accompanying financial statements and, accordingly, we are unable to express, and do not express an opinion on them.

Our review was made in reference to the applicable sections of legislative criteria, as reflected by the Ohio Constitution, and the Revised Code, policies, procedures and guidelines of the Auditor of State, regulations and grant requirements. The Bucyrus City School District is responsible for compliance with these laws and regulations.

*Mary Taylor*

Mary Taylor, CPA  
Auditor of State

December 28, 2007

**This Page is Intentionally Left Blank.**

**BUCYRUS CITY SCHOOL DISTRICT  
CRAWFORD COUNTY, OHIO**

TABLE OF CONTENTS

Independent Auditor’s Report .....	1 - 2
Management’s Discussion and Analysis .....	3 - 12
Basic Financial Statements:	
Government - Wide Financial Statements:	
Statement of Net Assets .....	13
Statement of Activities .....	14
Fund Financial Statements:	
Balance Sheet - Governmental Funds .....	15
Reconciliation of Total Governmental Fund Balances to Net Assets of Governmental Activities.....	16
Statement of Revenues, Expenditures and Changes in Fund Balances - Governmental Funds.....	17
Reconciliation of the Statement of Revenues, Expenditures and Changes in Fund Balances of Governmental Funds to the Statement of Activities .....	18
Statement of Revenues, Expenditures and Changes in Fund Balance - Budget and Actual (Non-GAAP Budgetary Basis) - General Fund .....	19
Statement of Fiduciary Net Assets - Fiduciary Funds .....	20
Statement of Changes in Fiduciary Net Assets - Fiduciary Fund.....	21
Notes to the Basic Financial Statements.....	22 - 48
Supplementary Data	
Schedule of Receipts and Expenditures of Federal Awards .....	49 - 50
Report on Internal Control Over Financial Reporting and on Compliance and Other Matters Based on an Audit of Financial Statements Performed in Accordance With <i>Government Auditing Standards</i> .....	51 - 52
Report on Compliance With Requirements Applicable to Each Major Program and on Internal Control Over Compliance in Accordance With <i>OMB Circular A-133</i> .....	53 - 54
Schedule of Findings <i>OMB Circular A-133 § .505</i> .....	55 - 56

**This Page is Intentionally Left Blank.**



**Julian & Grube, Inc.**  
*Serving Ohio Local Governments*

333 County Line Rd. West, Westerville, OH 43082 Phone: 614.846.1899 Fax: 614.846.2799

Independent Auditor's Report

Board of Education  
Bucyrus City School District  
117 East Mansfield Street  
Bucyrus, Ohio 44820

We have audited the accompanying financial statements of the governmental activities, each major fund, and the aggregate remaining fund information of Bucyrus City School District, Crawford County as of and for the fiscal year ended June 30, 2007, which collectively comprise Bucyrus City School District's basic financial statements as listed in the table of contents. These financial statements are the responsibility of Bucyrus City School District's management. Our responsibility is to express opinions on these financial statements based on our audit.

We conducted our audit in accordance with auditing standards generally accepted in the United States of America and the standards applicable to financial audits contained in *Government Auditing Standards* issued by the Comptroller General of the United States. Those standards require that we plan and perform the audit to obtain reasonable assurance about whether the financial statements are free of material misstatement. An audit includes examining, on a test basis, evidence supporting the amounts and disclosures in the financial statements. An audit also includes assessing the accounting principles used and the significant estimates made by management, as well as evaluating the overall financial statement presentation. We believe that our audit provides a reasonable basis for our opinions.

In our opinion, the financial statements referred to above present fairly, in all material respects, the financial position of the governmental activities, each major fund, and the aggregate remaining fund information of Bucyrus City School District, Crawford County, Ohio, as of June 30, 2007, and the respective changes in financial position thereof and the respective budgetary comparison for the general fund for the fiscal year then ended in conformity with accounting principles generally accepted in the United States of America.

In accordance with *Government Auditing Standards*, we have also issued our report dated November 30, 2007, on our consideration of Bucyrus City School District's internal control over financial reporting and on our tests of its compliance with certain provisions of laws, regulations, contracts, and grant agreements and other matters. The purpose of that report is to describe the scope of our testing of internal control over financial reporting and compliance and the results of that testing, and not to provide an opinion on the internal control over financial reporting or on compliance. That report is an integral part of an audit performed in accordance with *Government Auditing Standards* and should be considered in assessing the results of our audit.

Independent Auditor's Report  
Bucyrus City School District  
Page Two

The management's discussion and analysis is not a required part of the basic financial statements but is supplementary information required by accounting principles generally accepted in the United States of America. We have applied certain limited procedures, which consisted principally of inquiries of management regarding the methods of measurement and presentation of the required supplementary information. However, we did not audit the information and express no opinion on it.

Our audit was conducted for the purpose of forming opinions on the financial statements that collectively comprise Bucyrus City School District's basic financial statements. The accompanying schedule of receipts and expenditures of federal awards is presented for purposes of additional analysis as required by U.S. Office of Management and Budget Circular A-133, *Audits of States, Local Governments, and Non-Profit Organizations*, and is also not a required part of the basic financial statements of Bucyrus City School District. Such information has been subjected to the auditing procedures applied in the audit of the basic financial statements, and in our opinion, is fairly stated, in all material respects, in relation to the basic financial statements taken as a whole.

A handwritten signature in cursive script that reads "Julian & Grube, Inc.".

Julian & Grube, Inc.  
November 30, 2007



**BUCYRUS CITY SCHOOL DISTRICT  
CRAWFORD COUNTY, OHIO**

**MANAGEMENT'S DISCUSSION AND ANALYSIS  
FOR THE FISCAL YEAR ENDED JUNE 30, 2007**

The management's discussion and analysis of the Bucyrus City School District's (the "District") financial performance provides an overall review of the District's financial activities for the fiscal year ended June 30, 2007. The intent of this discussion and analysis is to look at the District's financial performance as a whole; readers should also review the basic financial statements and the notes to the basic financial statements to enhance their understanding of the District's financial performance.

**Financial Highlights**

Key financial highlights for 2007 are as follows:

- In total, net assets of governmental activities increased \$27,037,495 which represents a 347.13% increase from 2006.
- General revenues accounted for \$40,139,275 in revenue or 89.45% of all revenues. Program specific revenues in the form of charges for services and sales, grants and contributions accounted for \$4,736,082 or 10.55% of total revenues of \$44,875,357.
- The District had \$17,837,862 in expenses related to governmental activities; only \$4,736,082 of these expenses was offset by program specific charges for services, grants or contributions. General revenues supporting governmental activities (primarily taxes and unrestricted grants and entitlements) of \$40,139,275 were adequate to provide for these programs.
- The District's major governmental funds are the general fund, debt service fund and the classroom facilities fund. The general fund had \$15,151,092 in revenues and \$13,357,188 in expenditures and other financing uses. During fiscal year 2007, the general fund's fund balance increased \$1,793,904 from \$4,188,341 to \$5,982,245.
- The debt service fund had \$14,502,143 in revenues and other financing sources and \$13,940,399 in expenditures. During fiscal year 2007, the debt service fund's fund balance increased \$561,744 from \$13,740 to \$575,484.
- The classroom facilities fund had \$11,948,192 in revenues and other financing sources and \$576,331 in expenditures. During fiscal year 2007, the classroom facilities fund's fund balance increased to \$11,371,861.

**Using the Basic Financial Statements (BFS)**

This annual report consists of a series of financial statements and notes to those statements. These statements are organized so the reader can understand the District as a financial whole, an entire operating entity. The statements then proceed to provide an increasingly detailed look at specific financial activities.

The *statement of net assets* and *statement of activities* provide information about the activities of the whole District, presenting both an aggregate view of the District's finances and a longer-term view of those finances. Fund financial statements provide the next level of detail. For governmental funds, these statements tell how services were financed in the short-term as well as what remains for future spending. The fund financial statements also look at the District's most significant funds with all other nonmajor funds presented in total in one column. In the case of the District, the general fund, debt service fund and classroom facilities fund are by far the most significant funds, and the only governmental funds reported as major funds.

**BUCYRUS CITY SCHOOL DISTRICT  
CRAWFORD COUNTY, OHIO**

MANAGEMENT'S DISCUSSION AND ANALYSIS  
FOR THE FISCAL YEAR ENDED JUNE 30, 2007

**Reporting the District as a Whole**

*Statement of Net Assets and the Statement of Activities*

While this document contains the large number of funds used by the District to provide programs and activities, the view of the District as a whole looks at all financial transactions and asks the question, "How did we do financially during 2007?" The statement of net assets and the statement of activities answer this question. These statements include *all assets, liabilities, revenues and expenses* using the *accrual basis of accounting* similar to the accounting used by most private-sector companies. This basis of accounting will take into account all of the current year's revenues and expenses regardless of when cash is received or paid.

These two statements report the District's *net assets* and changes in those assets. This change in net assets is important because it tells the reader that, for the District as a whole, the *financial position* of the District has improved or diminished. The causes of this change may be the result of many factors, some financial, some not. Non-financial factors include the District's property tax base, current property tax laws in Ohio restricting revenue growth, facility conditions, required educational programs and other factors.

In the statement of net assets and the statement of activities, the Governmental Activities include the District's programs and services, including instruction, support services, operation and maintenance of plant, pupil transportation, extracurricular activities, and food service operations.

The District's statement of net assets and statement of activities can be found on pages 13-14 of this report.

**Reporting the District's Most Significant Funds**

*Fund Financial Statements*

The analysis of the District's major governmental fund begins on page 9. Fund financial reports provide detailed information about the District's major funds. The District uses many funds to account for a multitude of financial transactions. However, these fund financial statements focus on the District's most significant funds. The District's major governmental funds are the general fund, debt service fund and classroom facilities fund.

*Governmental Funds*

Most of the District's activities are reported in governmental funds, which focus on how money flows into and out of those funds and the balances left at year-end available for spending in future periods. These funds are reported using an accounting method called *modified accrual* accounting, which measures cash and all other *financial assets* that can readily be converted to cash. The governmental fund financial statements provide a detailed *short-term* view of the District's general government operations and the basic services it provides. Governmental fund information helps you determine whether there are more or fewer financial resources that can be spent in the near future to finance educational programs. The relationship (or differences) between governmental *activities* (reported in the statement of net assets and the statement of activities) and governmental *funds* is reconciled in the basic financial statements. The basic governmental fund financial statements can be found on pages 15-19 of this report.

*Reporting the District's Fiduciary Responsibilities*

The District is the trustee, or fiduciary, for its scholarship programs. This activity is presented as a private-purpose trust fund. The District also acts in a trustee capacity as an agent for individuals. These activities are reported in an agency fund. All of the District's fiduciary activities are reported in separate statements of fiduciary net assets and changes in fiduciary net assets on pages 20 and 21. These activities are excluded from the District's other financial statements because the assets cannot be utilized by the District to finance its operations.

**BUCYRUS CITY SCHOOL DISTRICT  
CRAWFORD COUNTY, OHIO**

MANAGEMENT'S DISCUSSION AND ANALYSIS  
FOR THE FISCAL YEAR ENDED JUNE 30, 2007

***Notes to the Basic Financial Statements***

The notes provide additional information that is essential to a full understanding of the data provided in the government-wide and fund financial statements. These notes to the basic financial statements can be found on pages 22-48 of this report.

**The District as a Whole**

The statement of net assets provides the perspective of the District as a whole.

The table below provides a summary of the District's net assets for 2007 and 2006.

	<b>Net Assets</b>	
	Governmental Activities <u>2007</u>	Governmental Activities <u>2006</u>
<b><u>Assets</u></b>		
Current and other assets	\$ 52,606,482	\$ 10,681,755
Capital assets, net	<u>3,389,422</u>	<u>3,606,594</u>
Total assets	<u>55,995,904</u>	<u>14,288,349</u>
<b><u>Liabilities</u></b>		
Current liabilities	6,495,710	5,544,718
Long-term liabilities	<u>14,673,749</u>	<u>954,681</u>
Total liabilities	<u>21,169,459</u>	<u>6,499,399</u>
<b><u>Net Assets</u></b>		
Invested in capital assets, net of related debt	2,356,588	3,555,752
Restricted	31,601,846	806,821
Unrestricted	<u>868,011</u>	<u>3,426,377</u>
Total net assets	<u>\$ 34,826,445</u>	<u>\$ 7,788,950</u>

Over time, net assets can serve as a useful indicator of a government's financial position. At June 30, 2007, the District's assets exceeded liabilities by \$34,826,445. Of this total, \$868,011 is unrestricted in use.

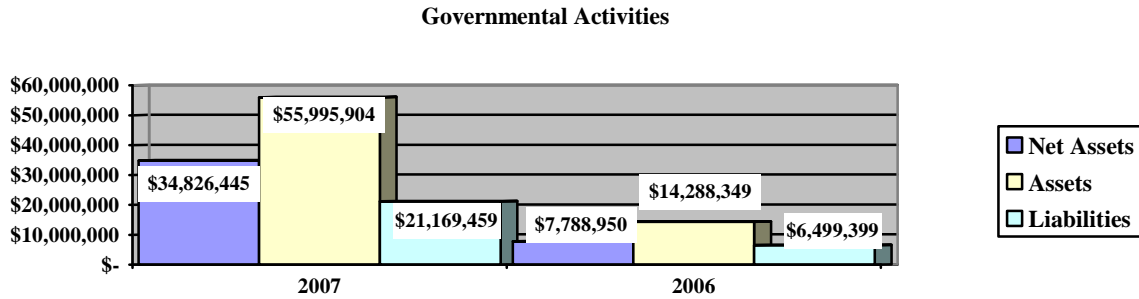
At year-end, capital assets represented 6.05% of total assets. Capital assets include land, land improvements, buildings and improvements, furniture and equipment, and vehicles. Capital assets, net of related debt to acquire the assets at June 30, 2007, were \$2,356,588. These capital assets are used to provide services to the students and are not available for future spending. Although the District's investment in capital assets is reported net of related debt, it should be noted that the resources to repay the debt must be provided from other sources, since capital assets may not be used to liquidate these liabilities.

A portion of the District's net assets, \$31,601,846, represents resources that are subject to external restriction on how they may be used. The remaining balance of unrestricted net assets of \$868,011 may be used to meet the District's ongoing obligations to the students and creditors.

**BUCYRUS CITY SCHOOL DISTRICT  
CRAWFORD COUNTY, OHIO**

**MANAGEMENT'S DISCUSSION AND ANALYSIS  
FOR THE FISCAL YEAR ENDED JUNE 30, 2007**

The graph below provides a summary of the District's net assets for 2007 and 2006.



The table below shows the change in net assets for fiscal years 2007 and 2006.

**Change in Net Assets**

	Governmental Activities <u>2007</u>	Governmental Activities <u>2006</u>
<b><u>Revenues</u></b>		
Program revenues:		
Charges for services and sales	\$ 1,052,519	\$ 1,060,388
Operating grants and contributions	3,680,577	2,892,278
Capital grants	2,986	20,480
General revenues:		
Property taxes	6,680,857	4,489,207
Grants and entitlements	32,379,402	7,926,465
Investment earnings	949,466	141,042
Miscellaneous	<u>129,550</u>	<u>108,082</u>
Total revenues	<u>44,875,357</u>	<u>16,637,942</u>

**BUCYRUS CITY SCHOOL DISTRICT  
CRAWFORD COUNTY, OHIO**

MANAGEMENT'S DISCUSSION AND ANALYSIS  
FOR THE FISCAL YEAR ENDED JUNE 30, 2007

**Change in Net Assets**

	Governmental Activities <u>2007</u>	Governmental Activities <u>2006</u>
<b><u>Expenses</u></b>		
Program expenses:		
Instruction:		
Regular	\$ 5,882,864	\$ 5,990,411
Special	1,972,994	1,837,477
Vocational	200,065	257,186
Other	955,070	1,048,118
Support services:		
Pupil	1,029,652	814,321
Instructional staff	1,256,417	1,138,662
Board of education	84,987	133,795
Administration	1,433,359	1,367,728
Fiscal	442,296	460,434
Business	103,339	102,477
Operations and maintenance	1,817,489	1,259,145
Pupil transportation	257,372	353,847
Central	243,436	262,825
Operation of non-instructional services:		
Non-instructional services	58,621	130,907
Food service operations	1,014,066	942,830
Extracurricular activities	446,117	475,231
Intergovernmental pass through	53,223	-
Interest and fiscal charges	<u>586,495</u>	<u>4,094</u>
Total expenses	<u>17,837,862</u>	<u>16,579,488</u>
Change in net assets	27,037,495	58,454
Net assets at beginning of year	<u>7,788,950</u>	<u>7,730,496</u>
Net assets at end of year	<u>\$ 34,826,445</u>	<u>\$ 7,788,950</u>

**Governmental Activities**

Net assets of the District's governmental activities increased \$27,037,495. This increase is due to the District being approved for an Ohio School Facilities Commission project. Total governmental expenses of \$17,837,862 were offset by program revenues of \$4,736,082 and general revenues of \$40,139,275. Program revenues supported 26.55% of the total governmental expenses.

The primary sources of revenue for governmental activities are derived from property taxes and grants and entitlements. These two revenue sources represent \$39,060,259 or 87.04% of total governmental revenue. Real estate property is reappraised every six years.

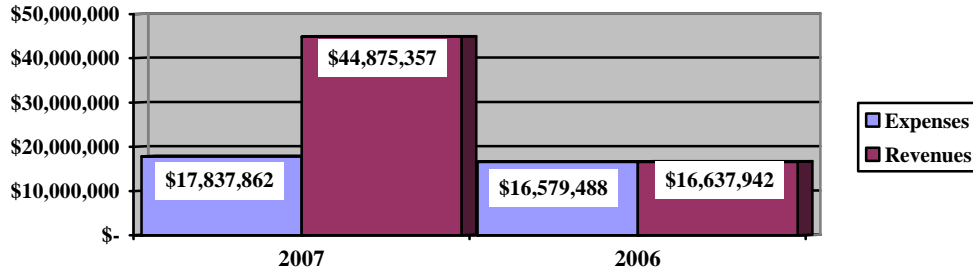
The largest expense of the District is for instructional programs. Instruction expenses totaled \$9,010,993 or 50.52% of total governmental expenses for fiscal 2007.

**BUCYRUS CITY SCHOOL DISTRICT  
CRAWFORD COUNTY, OHIO**

**MANAGEMENT'S DISCUSSION AND ANALYSIS  
FOR THE FISCAL YEAR ENDED JUNE 30, 2007**

The graph below presents the District's governmental activities revenue and expenses for fiscal year 2007 and 2006.

**Governmental Activities - Revenues and Expenses**



The statement of activities shows the cost of program services and the charges for services and grants offsetting those services. The following table shows, for governmental activities, the total cost of services and the net cost of services. That is, it identifies the cost of these services supported by tax revenue and unrestricted state grants and entitlements.

**Governmental Activities**

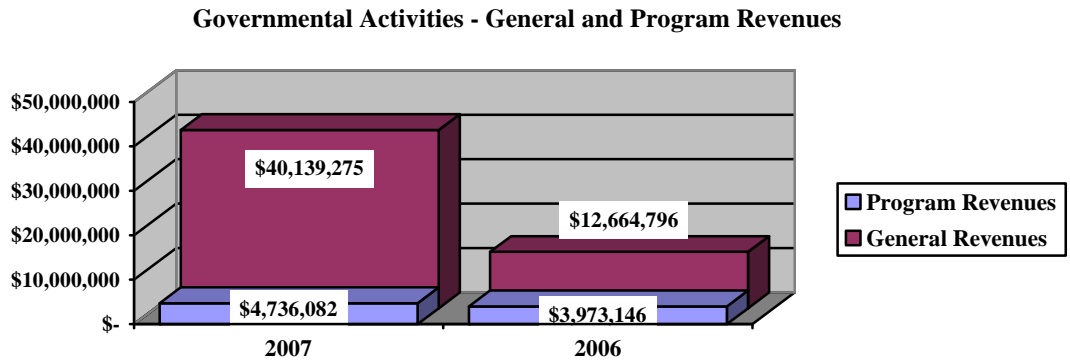
	Total Cost of Services <u>2007</u>	Net Cost of Services <u>2007</u>	Total Cost of Services <u>2006</u>	Net Cost of Services <u>2006</u>
<b>Program expenses</b>				
Instruction:				
Regular	\$ 5,882,864	\$ 5,105,835	\$ 5,990,411	\$ 4,977,276
Special	1,972,994	447,798	1,837,477	1,158,875
Vocational	200,065	169,569	257,186	257,186
Other	955,070	887,184	1,048,118	1,048,118
Support services:				
Pupil	1,029,652	589,734	814,321	348,809
Instructional staff	1,256,417	806,136	1,138,662	708,032
Board of education	84,987	84,987	133,795	133,795
Administration	1,433,359	1,403,800	1,367,728	1,311,539
Fiscal	442,296	442,296	460,434	407,717
Business	103,339	103,339	102,477	102,477
Operations and maintenance	1,817,489	1,782,225	1,259,145	1,245,157
Pupil transportation	257,372	165,003	353,847	339,678
Central	243,436	114,679	262,825	124,426
Operations of non-instructional services:				
Non-instructional services	58,621	42,633	130,907	54,565
Food service operations	1,014,066	109,333	942,830	80,301
Extracurricular activities	446,117	251,547	475,231	304,297
Intergovernmental pass through	53,223	9,187	-	-
Interest and fiscal charges	586,495	586,495	4,094	4,094
<b>Total expenses</b>	<u>\$ 17,837,862</u>	<u>\$ 13,101,780</u>	<u>\$ 16,579,488</u>	<u>\$ 12,606,342</u>

**BUCYRUS CITY SCHOOL DISTRICT  
CRAWFORD COUNTY, OHIO**

**MANAGEMENT'S DISCUSSION AND ANALYSIS  
FOR THE FISCAL YEAR ENDED JUNE 30, 2007**

The dependence upon tax and other general revenues for governmental activities is apparent, 73.36% of instruction activities are supported through taxes and other general revenues. For all governmental activities, general revenue support is 73.45%. The District's taxpayers, as a whole, are by far the primary support for District's students.

The graph below presents the District's governmental activities revenue for fiscal year 2007 and 2006.



**The District's Funds**

The District's governmental funds (as presented on the balance sheet on page 15) reported a combined fund balance of \$21,552,315, which is higher than last year's total of \$4,449,325. The schedule below indicates the fund balance and the total change in fund balance as of June 30, 2007 and 2006.

	<u>Fund Balance</u> <u>June 30, 2007</u>	<u>Fund Balance</u> <u>June 30, 2006</u>	<u>Increase</u>
General	\$ 5,982,245	\$ 4,188,341	\$ 1,793,904
Debt Service	575,484	13,740	561,744
Classroom Facilities	11,371,861	-	11,371,861
Other Governmental	<u>3,622,725</u>	<u>247,244</u>	<u>3,375,481</u>
<b>Total</b>	<u><u>\$21,552,315</u></u>	<u><u>\$ 4,449,325</u></u>	<u><u>\$ 17,102,990</u></u>

**General Fund**

The District's general fund balance increased \$1,793,904. The increase in fund balance can be attributed to increasing revenues exceeding slightly decreasing expenditures.

**BUCYRUS CITY SCHOOL DISTRICT  
CRAWFORD COUNTY, OHIO**

MANAGEMENT'S DISCUSSION AND ANALYSIS  
FOR THE FISCAL YEAR ENDED JUNE 30, 2007

The table that follows assists in illustrating the financial activities and fund balance of the general fund.

	2007 <u>Amount</u>	2006 <u>Amount</u>	Increase (Decrease)	Percentage Change
<b><u>Revenues</u></b>				
Taxes	\$ 5,519,600	\$ 5,582,016	\$ (62,416)	(1.12) %
Tuition	431,501	459,309	(27,808)	(6.05) %
Earnings on investments	475,318	139,333	335,985	241.14 %
Intergovernmental	8,568,658	7,926,465	642,193	8.10 %
Other revenues	<u>156,015</u>	<u>143,908</u>	<u>12,107</u>	8.41 %
Total	<u>\$ 15,151,092</u>	<u>\$ 14,251,031</u>	<u>\$ 900,061</u>	6.32 %
<b><u>Expenditures</u></b>				
Instruction	\$ 7,820,838	\$ 8,022,468	\$ (201,630)	(2.51) %
Support services	4,953,515	4,589,141	364,374	7.94 %
Operation of non-instructional services	41,039	56,591	(15,552)	(27.48) %
Extracurricular activities	260,735	254,630	6,105	2.40 %
Facilities Acquisition and Construction	4,427	196,650	(192,223)	(97.75) %
Capital outlay	-	30,361	(30,361)	(100.00) %
Debt service	<u>22,634</u>	<u>17,529</u>	<u>5,105</u>	29.12 %
Total	<u>\$ 13,103,188</u>	<u>\$ 13,167,370</u>	<u>\$ (64,182)</u>	(0.49) %

Overall revenues of the general fund increased \$900,061 or 6.32%. The most significant increase is in the area of intergovernmental revenues. Intergovernmental revenues increased \$642,193 or 8.10% as a result of increases in the areas of foundation settlement payments, rollback and homestead exemptions and tangible personal property tax loss. Earnings on investments increased \$335,985 or 241.14%. This increase can be attributed to the District earning better interest rates on investments.

Expenditures of the general fund decreased \$64,182 or 0.49%. The largest expenditure of the general fund, instructional, decreased \$201,630 or 2.51%. This is due mainly to teacher retirements during the fiscal year 2006 and the District not hiring new teachers. The increase of \$364,374 in the area of support services is the result of increased costs for special education students and payments to Mid-Ohio ESC for teaching aids. The decrease in facilities acquisition and construction is the result of roof repairs done by the District during fiscal year 2006.

***Debt Service Fund***

The debt service fund had \$14,502,143 in revenues and other financing sources and \$13,940,399 in expenditures. During fiscal year 2007, the debt service fund's fund balance increased \$561,744 from \$13,740 to \$575,484.

***Classroom Facilities Fund***

The classroom facilities fund had \$11,948,192 in revenues and other financing sources and \$576,331 in expenditures. During fiscal year 2007, the classroom facilities fund's fund balance increased to balance at \$11,371,861.



**BUCYRUS CITY SCHOOL DISTRICT  
CRAWFORD COUNTY, OHIO**

MANAGEMENT'S DISCUSSION AND ANALYSIS  
FOR THE FISCAL YEAR ENDED JUNE 30, 2007

***General Fund Budgeting Highlights***

The District's budget is prepared according to Ohio law and is based on accounting for certain transactions on a basis of cash receipts, disbursements and encumbrances. The most significant budgeted fund is the general fund.

During the course of fiscal year 2007, the District amended its general fund budget several times. For the general fund, final budgeted revenues and other financing sources were \$14,200,833, which was decreased from the original budget estimate of \$14,400,173. Actual revenues and other financing sources for fiscal year 2007 were \$15,332,601. This represents a \$1,131,768 increase over final budgeted revenues and other financing sources.

General fund original appropriations (appropriated expenditures plus other financing uses) of \$17,485,278 were decreased to \$15,505,679 in the final budget. The actual budget basis expenditures and other financing uses for fiscal year 2007 totaled \$13,794,999, which was \$1,710,680 less than the final budget appropriations.

**Capital Assets and Debt Administration**

***Capital Assets***

At the end of fiscal year 2007, the District had \$3,389,422 invested in land, land improvements, buildings and improvements, furniture and equipment, and vehicles. This entire amount is reported in governmental activities. The following table shows fiscal 2007 balances compared to the balance of 2006:

<b>Capital Assets at June 30 (Net of Depreciation)</b>		
<u>Governmental Activities</u>		
	<u>2007</u>	<u>2006</u>
Land	\$ 94,258	\$ 94,258
Land improvements	282,256	287,204
Building and improvements	2,658,120	2,794,473
Furniture and equipment	277,233	343,708
Vehicles	<u>77,555</u>	<u>86,951</u>
Total	<u>\$ 3,389,422</u>	<u>\$ 3,606,594</u>

The District acquired \$62,627 in capital assets during fiscal year 2007. The overall decrease in capital assets of \$217,172 is due to the recording of \$279,799 in depreciation expense for fiscal 2007.

See Note 8 to the basic financial statements for additional information on the District's capital assets.

***Debt Administration***

At June 30, 2007, the District had \$13,182,110 in general obligation bonds and capital lease obligations outstanding. Of this total, \$304,330 is due within one year and \$12,877,780 is due within greater than one year.

**BUCYRUS CITY SCHOOL DISTRICT  
CRAWFORD COUNTY, OHIO**

**MANAGEMENT'S DISCUSSION AND ANALYSIS  
FOR THE FISCAL YEAR ENDED JUNE 30, 2007**

The following table summarizes the capital lease obligations outstanding.

**Outstanding Debt, at Year End**

	Governmental Activities <u>2007</u>	Governmental Activities <u>2006</u>
General obligation bonds	\$ 13,150,000	\$ -
Capital lease obligations	<u>32,110</u>	<u>50,842</u>
	<u>\$ 13,182,110</u>	<u>\$ 50,842</u>

At June 30, 2007, the District's overall legal debt margin was \$667,148 with an unvoted debt margin of \$147,130.

See Note 10 to the basic financial statements for additional information on the District's debt administration.

**Current Financial Related Activities**

The District faces many upcoming challenges. The District relies heavily on the state foundation, property tax receipts and grant entitlements. Since future entitlement revenue is expected to decrease along with tangible personnel property tax receipts, the District placed a full 1 mill permanent improvement levy on the August 8, 2006 along with the 5.55 mill levy for the Ohio School Facilities Commission building project. The bond issue passed on the August 8<sup>th</sup> election 54% to 46%. The overall consensus of the community was to currently make necessary repairs to our facilities and to renovate and add to our current high school and middle school sites. The current middle school site will become an elementary (PK-5) and the High School will be a (6-12) building.

The District passed a \$1,575,000 Emergency renewal on the May 8, 2007 election.

The largest challenges facing the District are to continue to provide the resources necessary to meet the student needs and to be able to stay within the five year forecast. State funding is strongly tied to your student enrollment and the District's enrollment is steadily declining. The District has been proactive in its financial challenges in the past and will continue to do so with further reductions.

The five year forecast is utilized by the management in order to manage the District's resources to their fullest. All of the District's financial abilities will be needed to meet the financial challenges of the future.

**Contacting the District's Financial Management**

This financial report is designed to provide citizens, taxpayers, and investors and creditors with a general overview of the District's finances and to show the District's accountability for the money it receives. If you have questions about this report or need additional financial information contact Theresa Johnson, Treasurer, Bucyrus City School District, 117 E. Mansfield Street, Bucyrus, Ohio 44820-1525.

**BASIC  
FINANCIAL STATEMENTS**

**BUCYRUS CITY SCHOOL DISTRICT  
CRAWFORD COUNTY, OHIO**

STATEMENT OF NET ASSETS  
JUNE 30, 2007

	<u>Governmental Activities</u>
<b>Assets:</b>	
Equity in pooled cash and cash equivalents. . . . .	\$ 7,300,243
Investments . . . . .	13,469,280
Receivables:	
Taxes . . . . .	7,216,988
Accounts . . . . .	4,506
Intergovernmental . . . . .	24,198,120
Accrued interest . . . . .	164,074
Prepayments . . . . .	18,718
Materials and supplies inventory . . . . .	10,847
Unamortized bond issuance costs. . . . .	223,706
Capital assets:	
Land . . . . .	94,258
Depreciable capital assets, net . . . . .	3,295,164
Total capital assets . . . . .	<u>3,389,422</u>
 Total assets. . . . .	 <u>55,995,904</u>
 <b>Liabilities:</b>	
Accounts payable. . . . .	70,607
Accrued wages and benefits . . . . .	1,432,063
Pension obligation payable. . . . .	344,321
Intergovernmental payable . . . . .	179,214
Unearned revenue . . . . .	4,427,813
Accrued interest payable . . . . .	41,692
Long-term liabilities:	
Due within one year. . . . .	483,059
Due in more than one year . . . . .	14,190,690
 Total liabilities . . . . .	 <u>21,169,459</u>
 <b>Net Assets:</b>	
Invested in capital assets, net of related debt. . . . .	2,356,588
Restricted for:	
Debt service. . . . .	597,447
Capital projects . . . . .	30,090,807
Classroom facilities maintenance. . . . .	67,019
Locally funded projects. . . . .	2,808
State funded projects . . . . .	80,774
Federally funded projects. . . . .	547,288
Student activities . . . . .	62,103
Other purposes . . . . .	153,600
Unrestricted. . . . .	<u>868,011</u>
 Total net assets . . . . .	 <u>\$ 34,826,445</u>

SEE ACCOMPANYING NOTES TO THE BASIC FINANCIAL STATEMENTS

**BUCYRUS CITY SCHOOL DISTRICT  
CRAWFORD COUNTY, OHIO**

STATEMENT OF ACTIVITIES  
FOR THE FISCAL YEAR ENDED JUNE 30, 2007

	Expenses	Program Revenues			Governmental Activities	Net (Expense) Revenue and Changes in Net Assets
		Charges for Services and Sales	Operating Grants and Contributions	Capital Grants and Contributions		
<b>Governmental activities:</b>						
Instruction:						
Regular . . . . .	\$ 5,882,864	\$ 479,363	\$ 297,666	\$ -	\$ (5,105,835)	
Special . . . . .	1,972,994	10,897	1,514,299	-	(447,798)	
Vocational . . . . .	200,065	-	30,496	-	(169,569)	
Other . . . . .	955,070	-	67,886	-	(887,184)	
Support services:						
Pupil . . . . .	1,029,652	-	439,918	-	(589,734)	
Instructional staff . . . . .	1,256,417	12,589	437,692	-	(806,136)	
Board of education. . . . .	84,987	-	-	-	(84,987)	
Administration. . . . .	1,433,359	-	29,559	-	(1,403,800)	
Fiscal . . . . .	442,296	-	-	-	(442,296)	
Business. . . . .	103,339	-	-	-	(103,339)	
Operations and maintenance . . . . .	1,817,489	22,074	13,190	-	(1,782,225)	
Pupil transportation . . . . .	257,372	-	89,383	2,986	(165,003)	
Central . . . . .	243,436	-	128,757	-	(114,679)	
Operation of non-instructional services:						
Non-instructional services. . . . .	58,621	-	15,988	-	(42,633)	
Food service operations. . . . .	1,014,066	387,878	516,855	-	(109,333)	
Extracurricular activities . . . . .	446,117	139,718	54,852	-	(251,547)	
Intergovernmental pass through. . . . .	53,223	-	44,036	-	(9,187)	
Interest and fiscal charges . . . . .	586,495	-	-	-	(586,495)	
<b>Totals . . . . .</b>	<b>\$ 17,837,862</b>	<b>\$ 1,052,519</b>	<b>\$ 3,680,577</b>	<b>\$ 2,986</b>	<b>(13,101,780)</b>	

**General Revenues:**

Property taxes levied for:	
General purposes . . . . .	5,714,602
Debt service. . . . .	830,025
Capital projects . . . . .	68,115
Classroom facilities maintenance. . . . .	68,115
Grants and entitlements not restricted to specific programs . . . . .	7,681,113
Grants and entitlements restricted for:	
Ohio School Facilities Commission. . . . .	24,698,289
Investment earnings . . . . .	949,466
Miscellaneous . . . . .	129,550
<b>Total general revenues . . . . .</b>	<b>40,139,275</b>
Change in net assets . . . . .	27,037,495
<b>Net assets at beginning of year . . . . .</b>	<b>7,788,950</b>
<b>Net assets at end of year . . . . .</b>	<b>\$ 34,826,445</b>

SEE ACCOMPANYING NOTES TO THE BASIC FINANCIAL STATEMENTS

**BUCYRUS CITY SCHOOL DISTRICT  
CRAWFORD COUNTY, OHIO**

BALANCE SHEET  
GOVERNMENTAL FUNDS  
JUNE 30, 2007

	<u>General</u>	<u>Debt Service</u>	<u>Classroom Facilities</u>	<u>Other Governmental Funds</u>	<u>Total Governmental Funds</u>
<b>Assets:</b>					
Equity in pooled cash and cash equivalents . . . . .	\$ 5,600,721	\$ 242,719	\$ 761,457	\$ 555,445	\$ 7,160,342
Investments. . . . .	-	-	10,393,708	3,075,572	13,469,280
Receivables:					
Taxes. . . . .	6,102,515	963,655	-	150,818	7,216,988
Accounts . . . . .	4,346	-	-	160	4,506
Intergovernmental. . . . .	-	-	23,368,441	829,679	24,198,120
Accrued interest. . . . .	8,533	-	120,031	35,510	164,074
Prepayments . . . . .	17,834	-	-	884	18,718
Materials and supplies inventory. . . . .	-	-	-	10,847	10,847
Restricted assets:					
Equity in pooled cash and cash equivalents. . . . .	139,901	-	-	-	139,901
Total assets . . . . .	<u>\$ 11,873,850</u>	<u>\$ 1,206,374</u>	<u>\$ 34,643,637</u>	<u>\$ 4,658,915</u>	<u>\$ 52,382,776</u>
<b>Liabilities:</b>					
Accounts payable . . . . .	\$ 17,301	\$ -	\$ 4,543	\$ 48,763	\$ 70,607
Accrued wages and benefits . . . . .	1,223,537	-	-	208,526	1,432,063
Compensated absences payable. . . . .	52,964	-	-	-	52,964
Pension obligation payable . . . . .	291,302	-	-	53,019	344,321
Intergovernmental payable . . . . .	86,969	-	-	92,245	179,214
Deferred revenue . . . . .	444,774	63,655	23,267,233	547,817	24,323,479
Unearned revenue. . . . .	3,774,758	567,235	-	85,820	4,427,813
Total liabilities . . . . .	<u>5,891,605</u>	<u>630,890</u>	<u>23,271,776</u>	<u>1,036,190</u>	<u>30,830,461</u>
<b>Fund Balances:</b>					
Reserved for encumbrances. . . . .	272,434	-	349,659	235,351	857,444
Reserved for materials and supplies inventory . . . . .	-	-	-	10,847	10,847
Reserved for property tax unavailable for appropriation. . . . .	1,887,205	332,765	-	54,180	2,274,150
Reserved for prepayments. . . . .	17,834	-	-	884	18,718
Reserved for debt service . . . . .	-	242,719	-	-	242,719
Reserved for BWC refunds . . . . .	69,721	-	-	-	69,721
Reserved for school bus purchase. . . . .	70,180	-	-	-	70,180
Unreserved, undesignated, reported in:					
General fund. . . . .	3,664,871	-	-	-	3,664,871
Special revenue funds . . . . .	-	-	-	197,705	197,705
Capital projects funds . . . . .	-	-	11,022,202	3,123,758	14,145,960
Total fund balances. . . . .	<u>5,982,245</u>	<u>575,484</u>	<u>11,371,861</u>	<u>3,622,725</u>	<u>21,552,315</u>
Total liabilities and fund balances . . . . .	<u>\$ 11,873,850</u>	<u>\$ 1,206,374</u>	<u>\$ 34,643,637</u>	<u>\$ 4,658,915</u>	<u>\$ 52,382,776</u>

SEE ACCOMPANYING NOTES TO THE BASIC FINANCIAL STATEMENTS

**BUCYRUS CITY SCHOOL DISTRICT  
CRAWFORD COUNTY, OHIO**

RECONCILIATION OF TOTAL GOVERNMENTAL FUND BALANCES TO  
NET ASSETS OF GOVERNMENTAL ACTIVITIES  
JUNE 30, 2007

<b>Total governmental fund balances</b>		\$ 21,552,315
<i>Amounts reported for governmental activities in the statement of net assets are different because:</i>		
Capital assets used in governmental activities are not financial resources and therefore are not reported in the funds.		3,389,422
Other long-term assets are not available to pay for current-period expenditures and therefore are deferred in the funds.		
Taxes	\$ 515,025	
Intergovernmental	23,648,691	
Interest revenue	159,763	
Total		24,323,479
Unamortized premiums on bond issuance is not recognized in the funds.		(573,117)
Unamortized bond issuance costs are not recognized in the funds.		223,706
Accrued interest payable is not due and payable in the current period and therefore is not reported in the funds.		(41,692)
Long-term liabilities are not due and payable in the current period and therefore are not reported in the funds.		
Compensated absences	(865,558)	
General obligation bonds	(13,150,000)	
Capital lease obligation	(32,110)	
Total		(14,047,668)
<b>Net assets of governmental activities</b>		<b>\$ 34,826,445</b>

SEE ACCOMPANYING NOTES TO THE BASIC FINANCIAL STATEMENTS

**BUCYRUS CITY SCHOOL DISTRICT  
CRAWFORD COUNTY, OHIO**

STATEMENT OF REVENUES, EXPENDITURES AND CHANGES IN FUND BALANCES  
GOVERNMENTAL FUNDS  
FOR THE FISCAL YEAR ENDED JUNE 30, 2007

	<u>General</u>	<u>Debt Service</u>	<u>Classroom Facilities</u>	<u>Other Governmental Funds</u>	<u>Total Governmental Funds</u>
<b>Revenues:</b>					
From local sources:					
Taxes . . . . .	\$ 5,519,600	\$ 766,370	\$ -	\$ 125,412	\$ 6,411,382
Tuition . . . . .	431,501	-	-	12,589	444,090
Charges for services . . . . .	-	-	-	387,878	387,878
Earnings on investments . . . . .	475,318	-	249,775	73,725	798,818
Extracurricular . . . . .	23,896	-	-	-	23,896
Classroom materials and fees . . . . .	43,077	-	-	116,067	159,144
Other local revenues . . . . .	89,042	-	-	55,486	144,528
Intergovernmental - Intermediate . . . . .	78,019	-	-	-	78,019
Intergovernmental - State . . . . .	8,438,288	-	1,551,087	286,055	10,275,430
Intergovernmental - Federal . . . . .	52,351	-	-	2,430,438	2,482,789
Total revenues . . . . .	<u>15,151,092</u>	<u>766,370</u>	<u>1,800,862</u>	<u>3,487,650</u>	<u>21,205,974</u>
<b>Expenditures:</b>					
Current:					
Instruction:					
Regular . . . . .	5,554,073	-	-	297,872	5,851,945
Special . . . . .	1,176,701	-	-	769,583	1,946,284
Vocational . . . . .	192,071	-	-	-	192,071
Other . . . . .	897,993	-	-	57,077	955,070
Support Services:					
Pupil . . . . .	635,514	-	-	372,418	1,007,932
Instructional staff . . . . .	867,715	-	-	392,792	1,260,507
Board of education . . . . .	84,987	-	-	-	84,987
Administration . . . . .	1,362,669	-	-	28,393	1,391,062
Fiscal . . . . .	421,150	13,136	-	2,192	436,478
Business . . . . .	100,025	-	-	-	100,025
Operations and maintenance . . . . .	1,108,351	-	-	27,805	1,136,156
Pupil transportation . . . . .	234,334	-	-	13,593	247,927
Central . . . . .	138,770	-	-	104,749	243,519
Operation of non-instructional services:					
Non-instructional services . . . . .	41,039	-	-	16,117	57,156
Food service operations . . . . .	-	-	-	988,342	988,342
Extracurricular activities . . . . .	260,735	-	-	169,789	430,524
Intergovernmental pass through . . . . .	-	-	-	53,135	53,135
Facilities acquisition and construction . . . . .	4,427	-	576,331	74,982	655,740
Debt service:					
Principal retirement . . . . .	18,732	13,150,000	-	-	13,168,732
Interest and fiscal charges . . . . .	3,902	548,617	-	-	552,519
Bond issuance costs . . . . .	-	228,646	-	-	228,646
Total expenditures . . . . .	<u>13,103,188</u>	<u>13,940,399</u>	<u>576,331</u>	<u>3,368,839</u>	<u>30,988,757</u>
Excess (deficiency) of revenues over (under) expenditures . . . . .	<u>2,047,904</u>	<u>(13,174,029)</u>	<u>1,224,531</u>	<u>118,811</u>	<u>(9,782,783)</u>
<b>Other financing sources (uses):</b>					
Transfers in . . . . .	-	-	-	254,000	254,000
Transfers (out) . . . . .	(254,000)	-	-	-	(254,000)
Premium on sale of bonds . . . . .	-	585,773	-	-	585,773
Sale of bonds . . . . .	-	13,150,000	-	-	13,150,000
Sale of notes . . . . .	-	-	10,147,330	3,002,670	13,150,000
Total other financing sources (uses) . . . . .	<u>(254,000)</u>	<u>13,735,773</u>	<u>10,147,330</u>	<u>3,256,670</u>	<u>26,885,773</u>
Net change in fund balances . . . . .	1,793,904	561,744	11,371,861	3,375,481	17,102,990
<b>Fund balances at beginning of year . . . . .</b>	<b>4,188,341</b>	<b>13,740</b>	<b>-</b>	<b>247,244</b>	<b>4,449,325</b>
<b>Fund balances at end of year . . . . .</b>	<b><u>\$ 5,982,245</u></b>	<b><u>\$ 575,484</u></b>	<b><u>\$ 11,371,861</u></b>	<b><u>\$ 3,622,725</u></b>	<b><u>\$ 21,552,315</u></b>

SEE ACCOMPANYING NOTES TO THE BASIC FINANCIAL STATEMENTS



**BUCYRUS CITY SCHOOL DISTRICT  
CRAWFORD COUNTY, OHIO**

RECONCILIATION OF THE STATEMENT OF REVENUES, EXPENDITURES  
AND CHANGES IN FUND BALANCES OF GOVERNMENTAL FUNDS  
TO THE STATEMENT OF ACTIVITIES  
FOR THE FISCAL YEAR ENDED JUNE 30, 2007

<b>Net change in fund balances - total governmental funds</b>		\$ 17,102,990
<i>Amounts reported for governmental activities in the statement of activities are different because:</i>		
Government funds report capital outlays as expenditures. However, in the statement of activities, the cost of those assets are allocated over their estimated useful lives as depreciation expense. This is the amount by which depreciation exceeded capital outlays in the current period.		
Capital asset additions	\$ 62,627	
Current year depreciation	<u>(279,799)</u>	
Total		(217,172)
Revenues in the statement of activities that do not provide current financial resources are not reported as revenues in the funds.		
Delinquent property taxes	269,475	
Intergovernmental	23,248,437	
Accrued interest	<u>151,471</u>	
Total		23,669,383
The issuance of bonds and notes are recorded as an other financing source in the governmental funds; however, the proceeds increase long-term liabilities on the statement net assets.		
		(26,300,000)
Repayment of long-term debt is an expenditure in the governmental funds, but the repayment reduces long-term liabilities in the statement net assets.		
		13,168,732
Premiums on bonds are recognized as an other financing source in the governmental funds; however, they are amortized over the life of the issuance in the statement of activities.		
		(585,773)
Bond issuance costs are recognized as expenditures in the governmental funds; however, they are amortized over the life of the issuance in the statement of activities		
		228,646
In the statement of activities, interest is accrued on outstanding bonds, whereas in governmental funds, interest is expenses when due. Additional interest is reported on the statement of activities due to the following items:		
Increase in accrued interest payable	(41,692)	
Amortization of bond issue costs	(4,940)	
Amortization of bond premiums	<u>12,656</u>	
Total		(33,976)
Some expenses reported in the statement of activities, including compensated absences, do not require the use of current financial resources and therefore are not reported as expenditures in the governmental funds.		
		<u>4,665</u>
<b>Change in net assets of governmental activities</b>		<u>\$ 27,037,495</u>

SEE ACCOMPANYING NOTES TO THE BASIC FINANCIAL STATEMENTS

**BUCYRUS CITY SCHOOL DISTRICT  
CRAWFORD COUNTY, OHIO**

STATEMENT OF REVENUES, EXPENDITURES AND CHANGES IN  
FUND BALANCE - BUDGET AND ACTUAL (NON-GAAP BUDGETARY BASIS)  
GENERAL FUND

FOR THE FISCAL YEAR ENDED JUNE 30, 2007

	Budgeted Amounts			Variance with Final Budget Positive (Negative)
	Original	Final	Actual	
<b>Revenues:</b>				
From local sources:				
Taxes . . . . .	\$ 4,790,513	\$ 4,722,058	\$ 5,256,855	\$ 534,797
Tuition. . . . .	427,103	421,000	427,995	6,995
Earnings on investments. . . . .	202,899	200,000	463,862	263,862
Extracurricular. . . . .	23,333	23,000	23,896	896
Classroom materials and fees . . . . .	31,642	31,190	43,077	11,887
Other local revenues. . . . .	79,942	78,800	87,193	8,393
Intergovernmental - Intermediate. . . . .	18,123	17,864	127,846	109,982
Intergovernmental - State . . . . .	8,339,508	8,220,341	8,438,288	217,947
Intergovernmental - Federal . . . . .	37,110	36,580	2,523	(34,057)
Total revenues. . . . .	<u>13,950,173</u>	<u>13,750,833</u>	<u>14,871,535</u>	<u>1,120,702</u>
<b>Expenditures:</b>				
Current:				
Instruction:				
Regular . . . . .	6,601,699	5,828,872	5,651,547	177,325
Special. . . . .	1,575,945	1,391,457	1,181,070	210,387
Vocational. . . . .	221,541	195,606	204,085	(8,479)
Other . . . . .	1,199,219	1,058,833	921,184	137,649
Support Services:				
Pupil. . . . .	582,455	514,270	669,187	(154,917)
Instructional staff . . . . .	1,020,254	900,818	868,784	32,034
Board of education . . . . .	228,353	201,621	93,153	108,468
Administration. . . . .	1,709,047	1,508,978	1,384,970	124,008
Fiscal . . . . .	589,941	520,880	424,518	96,362
Business . . . . .	172,654	152,442	132,819	19,623
Operations and maintenance. . . . .	1,661,498	1,466,995	1,203,280	263,715
Pupil transportation . . . . .	436,153	385,095	280,234	104,861
Central. . . . .	281,030	248,131	140,162	107,969
Non-instructional services . . . . .	261,084	230,520	41,038	189,482
Extracurricular activities. . . . .	300,850	265,631	258,911	6,720
Facilities acquisitions and construction . . . . .	68,555	60,530	42,957	17,573
Total expenditures . . . . .	<u>16,910,278</u>	<u>14,930,679</u>	<u>13,497,899</u>	<u>1,432,780</u>
Excess (deficiency) of revenues over (under) expenditures. . . . .	<u>(2,960,105)</u>	<u>(1,179,846)</u>	<u>1,373,636</u>	<u>2,553,482</u>
<b>Other financing sources (uses):</b>				
Refund of prior year expenditure . . . . .	-	-	544	544
Transfers (out) . . . . .	(75,000)	(75,000)	(254,000)	(179,000)
Advances in. . . . .	450,000	450,000	459,513	9,513
Advances (out) . . . . .	(450,000)	(450,000)	(43,100)	406,900
Other miscellaneous use of funds. . . . .	(50,000)	(50,000)	-	50,000
Sale of capital assets . . . . .	-	-	1,009	1,009
Total other financing sources (uses) . . . . .	<u>(125,000)</u>	<u>(125,000)</u>	<u>163,966</u>	<u>288,966</u>
Net change in fund balance . . . . .	(3,085,105)	(1,304,846)	1,537,602	2,842,448
<b>Fund balance at beginning of year . . . . .</b>	<b>3,387,003</b>	<b>3,387,003</b>	<b>3,387,003</b>	<b>-</b>
<b>Prior year encumbrances appropriated . . . . .</b>	<b>518,967</b>	<b>518,967</b>	<b>518,967</b>	<b>-</b>
<b>Fund balance at end of year . . . . .</b>	<b><u>\$ 820,865</u></b>	<b><u>\$ 2,601,124</u></b>	<b><u>\$ 5,443,572</u></b>	<b><u>\$ 2,842,448</u></b>

SEE ACCOMPANYING NOTES TO THE BASIC FINANCIAL STATEMENTS

**BUCYRUS CITY SCHOOL DISTRICT  
CRAWFORD COUNTY, OHIO**

STATEMENT OF FIDUCIARY NET ASSETS  
FIDUCIARY FUNDS  
JUNE 30, 2007

	<u>Private-Purpose Trust</u>	
	<u>Scholarship</u>	<u>Agency</u>
<b>Assets:</b>		
Equity in pooled cash and cash equivalents . . . . .	\$ 6,210	\$ 26,383
Total assets . . . . .	<u>6,210</u>	<u>26,383</u>
<b>Liabilities:</b>		
Accounts payable . . . . .	-	\$ 647
Due to students . . . . .	-	25,736
Total liabilities . . . . .	<u>-</u>	<u>\$ 26,383</u>
<b>Net Assets:</b>		
Held in trust for scholarships . . . . .	<u>6,210</u>	
Total net assets . . . . .	<u>\$ 6,210</u>	

SEE ACCOMPANYING NOTES TO THE BASIC FINANCIAL STATEMENTS

**BUCYRUS CITY SCHOOL DISTRICT  
CRAWFORD COUNTY, OHIO**

STATEMENT OF CHANGES IN FIDUCIARY NET ASSETS  
FIDUCIARY FUND  
FOR THE FISCAL YEAR ENDED JUNE 30, 2007

	<b>Private-Purpose Trust</b>
	<b>Scholarship</b>
<b>Additions:</b>	
Gifts and contributions. . . . .	\$ 2,905
Total additions. . . . .	2,905
<b>Deductions:</b>	
Scholarships awarded . . . . .	3,001
Change in net assets . . . . .	(96)
<b>Net assets at beginning of year. . . . .</b>	<b>6,306</b>
<b>Net assets at end of year . . . . .</b>	<b>\$ 6,210</b>

SEE ACCOMPANYING NOTES TO THE BASIC FINANCIAL STATEMENTS

**BUCYRUS CITY SCHOOL DISTRICT  
CRAWFORD COUNTY, OHIO**

NOTES TO THE BASIC FINANCIAL STATEMENTS  
FOR THE FISCAL YEAR ENDED JUNE 30, 2007

**NOTE 1 - DESCRIPTION OF THE SCHOOL DISTRICT**

The Bucyrus City School District (the "District") is located in central Crawford County in north central Ohio, approximately 65 miles north of Columbus. The District operates under a locally-elected, five-member Board form of government, and provides educational services as mandated by state and/or federal statute and regulations.

The District is organized under Sections 2 and 3, Article VI of the Constitution of the State of Ohio. Under such laws, there is no authority for a school district to have a charter or adopt local laws. The legislative power of the District is vested in the Board of Education, consisting of five members elected at large for staggered four-year terms.

The District ranks as the 330<sup>th</sup> largest by enrollment among the 876 public school districts and community schools in the State. It currently operates 5 elementary schools, 1 middle school, and 1 comprehensive high school. The District employs 80 non-certified and 138 certified employees to provide services to approximately 1,649 students in grades K through 12, and various community groups.

**NOTE 2 - SUMMARY OF SIGNIFICANT ACCOUNTING POLICIES**

The basic financial statements of the District have been prepared in conformity with accounting principles generally accepted in the United States of America (GAAP) as applied to governmental units. The Governmental Accounting Standards Board (GASB) is the accepted standard-setting body for establishing governmental accounting and financial reporting principles. The District also applies Financial Accounting Standards Board (FASB) Statements and Interpretations issued on or before November 30, 1989, to its governmental activities provided they do not conflict with or contradict GASB pronouncements. The District's significant accounting policies are described below.

**A. Reporting Entity**

The reporting entity has been defined in accordance with GASB Statement No. 14, "The Financial Reporting Entity" as amended by GASB Statement No. 39, "Determining Whether Certain Organizations Are Component Units". The reporting entity is composed of the primary government, component units and other organizations that are included to ensure that the basic financial statements of the District are not misleading. The primary government consists of all funds, departments, boards and agencies that are not legally separate from the District. For the District, this includes general operations, food service, and student related activities of the District.

Component units are legally separate organizations for which the District is financially accountable. The District is financially accountable for an organization if the District appoints a voting majority of the organization's governing board and (1) the District is able to significantly influence the programs or services performed or provided by the organization; or (2) the District is legally entitled to or can otherwise access the organization's resources; or (3) the District is legally obligated or has otherwise assumed the responsibility to finance the deficits of, or provide financial support to, the organization; or (4) the District is obligated for the debt of the organization. Component units may also include organizations that are fiscally dependent on the District in that the District approves the budget, the issuance of debt or the levying of taxes. Based upon the application of these criteria, the District has no component units. The basic financial statements of the reporting entity include only those of the District (the primary government). The following organizations are described due to their relationship to the District:

**BUCYRUS CITY SCHOOL DISTRICT  
CRAWFORD COUNTY, OHIO**

NOTES TO THE BASIC FINANCIAL STATEMENTS  
FOR THE FISCAL YEAR ENDED JUNE 30, 2007

**NOTE 2 - SUMMARY OF SIGNIFICANT ACCOUNTING POLICIES - (Continued)**

*JOINTLY GOVERNED ORGANIZATIONS*

*Pioneer Career and Technical Center (PCTC)*

The District and other member districts may send students to PCTC on a non-tuition basis for vocational education programs, but none of the member districts retain an ongoing financial interest in PCTC.

*Tri-Rivers Educational Computer Association (TRECA)*

TRECA is a jointly governed organization among 21 school districts. TRECA was formed for the purpose of applying modern technology (with the aid of computers and other electronic equipment) to the administrative and instructional functions of member districts. Each of the governments of these schools supports TRECA based upon a per pupil charge, dependent upon the software package utilized. TRECA is governed by a Board of Directors consisting of superintendents of the member school districts. The degree of control exercised by any participating school district is limited to its representation on the Board. In the event of the dissolution of TRECA, all current members will share in net obligations or asset liquidations in a ratio proportionate to their last twelve months' financial contributions. Financial information is available from Mike Carder, Director, at 2222 Marion/Mt. Gilead Road, Marion, Ohio 43302.

*PUBLIC ENTITY RISK POOLS*

*Ohio School Boards Association Workers' Compensation Group Rating Plan*

The District participates in a group rating plan for workers' compensation as established under Section 4123.29 of the Ohio Revised Code. The Ohio School Boards Association Workers' Compensation Group Rating Plan (the "GRP") was established through the Ohio School Boards Association (OSBA) as a group purchasing pool.

The GRP's business and affairs are conducted by a three member Board of Directors consisting of the President, the President-Elect, and the Immediate Past President of the OSBA. The Executive Director of the OSBA, or his designee, serves as coordinator of the GRP. Each year, the participating school districts pay an enrollment fee to the GRP to cover the costs of administering the program.

*GROUP PURCHASING COOPERATIVE*

The District is a member of the Metropolitan Educational Council (MEC) purchasing group. The following items are purchased through this group discount program: custodial products, food service products, audio visual bulbs, and certain paper products. The MEC also provides a Self-Help Gas Program through which members save significant amounts on natural gas purchases.

**B. Fund Accounting**

The District uses funds to maintain its financial records during the year. A fund is defined as a fiscal and accounting entity with a self balancing set of accounts. There are three categories of funds: governmental, proprietary and fiduciary.

**BUCYRUS CITY SCHOOL DISTRICT  
CRAWFORD COUNTY, OHIO**

NOTES TO THE BASIC FINANCIAL STATEMENTS  
FOR THE FISCAL YEAR ENDED JUNE 30, 2007

**NOTE 2 - SUMMARY OF SIGNIFICANT ACCOUNTING POLICIES - (Continued)**

*GOVERNMENTAL FUNDS*

Governmental funds are those through which most governmental functions typically are financed. Governmental fund reporting focuses on the sources, uses and balances of current financial resources. Expendable assets are assigned to the various governmental funds according to the purposes for which they may or must be used. Current liabilities are assigned to the fund from which they will be paid. The difference between governmental fund assets and liabilities is reported as fund balance. The following are the District's major governmental funds:

*General Fund* - The general fund is used to account for all financial resources except those required to be accounted for in another fund. The general fund balance is available for any purpose provided it is expended or transferred according to the general laws of Ohio.

*Debt Service Fund* - The debt service fund is used to account for the accumulation of resources and payment of general obligation bond and principal and interest from governmental resources when the government is obligated in some manner for payment.

*Classroom Facilities Fund* - The classroom facilities capital projects fund is used to account for financial resources and expenditures related to the school facilities construction project.

Other governmental funds of the District are used to account for (a) financial resources to be used for the acquisition, construction, or improvement of capital facilities other than those financed by trust funds; (b) for grants and other resources whose use is restricted to a particular purpose, and (c) food service operations.

*PROPRIETARY FUNDS*

Proprietary funds are used to account for the District's ongoing activities which are similar to those often found in the private sector. The District has no proprietary funds.

*FIDUCIARY FUNDS*

Fiduciary fund reporting focuses on net assets and changes in net assets. The fiduciary fund category is split into four classifications: pension trust funds, investment trust funds, private-purpose trust funds and agency funds. Trust funds are used to account for assets held by the District under a trust agreement for individuals, private organizations, or other governments and are therefore not available to support the District's own programs. The District's only trust fund is a private-purpose trust which accounts for scholarship programs for students. Agency funds are custodial in nature (assets equal liabilities) and do not involve measurement of results of operations. The District's agency funds account for student activities.

**C. Basis of Presentation and Measurement Focus**

*Government-wide Financial Statements* - The statement of net assets and the statement of activities display information about the District as a whole. These statements include the financial activities of the primary government, except for fiduciary funds.

**BUCYRUS CITY SCHOOL DISTRICT  
CRAWFORD COUNTY, OHIO**

NOTES TO THE BASIC FINANCIAL STATEMENTS  
FOR THE FISCAL YEAR ENDED JUNE 30, 2007

**NOTE 2 - SUMMARY OF SIGNIFICANT ACCOUNTING POLICIES - (Continued)**

The government-wide statement of activities presents a comparison between direct expenses and program revenues for each function or program of the governmental activities of the District. Direct expenses are those that are specifically associated with a service, program or department and therefore clearly identifiable to a particular function. Program revenues include amounts paid by the recipient of goods or services offered by the program and grants and contributions that are restricted to meeting the operational or capital requirements of a particular program. Revenues not classified as program revenues are presented as general revenues of the District.

The government-wide financial statements are prepared using the economic resources measurement focus. All assets and all liabilities associated with the operation of the District are included on the statement of net assets.

*Fund Financial Statements* - Fund financial statements report detailed information about the District. The focus of governmental fund financial statements is on major funds rather than reporting funds by type. Each major fund is presented in a separate column, and all nonmajor funds are aggregated into one column. Fiduciary funds are reported by fund type.

All governmental funds are accounted for using a flow of current financial resources measurement focus. With this measurement focus, only current assets and current liabilities generally are included on the balance sheet. The statement of revenues, expenditures and changes in fund balances reports on the sources (i.e., revenues and other financing sources) and uses (i.e., expenditures and other financing uses) of current financial resources. This approach differs from the manner in which the governmental activities of the government-wide financial statements are prepared. Governmental fund financial statements therefore include a reconciliation with brief explanations to better identify the relationship between the government-wide statements and the statements for governmental funds.

The private-purpose trust fund is reported using the economic resources measurement focus. Agency funds do not report a measurement focus as they do not report operations.

**D. Basis of Accounting**

Basis of accounting determines when transactions are recorded in the financial records and reported on the financial statements. Government-wide financial statements are prepared using the accrual basis of accounting. Governmental funds use the modified accrual basis of accounting. Fiduciary funds use the accrual basis of accounting.

*Revenues - Exchange and Non-exchange Transactions* - Revenue resulting from exchange transactions, in which each party gives and receives essentially equal value, is recorded on the accrual basis when the exchange takes place. On a modified accrual basis, revenue is recorded in the fiscal year in which the resources are measurable and become available. Available means that the resources will be collected within the current fiscal year or are expected to be collected soon enough thereafter to be used to pay liabilities of the current fiscal year. For the District, available means expected to be received within sixty days of fiscal year-end.

Nonexchange transactions, in which the District receives value without directly giving equal value in return, include property taxes, grants, entitlements and donations. On an accrual basis, revenue from property taxes is recognized in the fiscal year for which the taxes are levied (see Note 6).



**BUCYRUS CITY SCHOOL DISTRICT  
CRAWFORD COUNTY, OHIO**

NOTES TO THE BASIC FINANCIAL STATEMENTS  
FOR THE FISCAL YEAR ENDED JUNE 30, 2007

**NOTE 2 - SUMMARY OF SIGNIFICANT ACCOUNTING POLICIES - (Continued)**

Revenue from grants, entitlements and donations is recognized in the fiscal year in which all eligibility requirements have been satisfied. Eligibility requirements include timing requirements, which specify the year when the resources are required to be used or the fiscal year when use is first permitted, matching requirements, in which the District must provide local resources to be used for a specified purpose, and expenditure requirements, in which the resources are provided to the District on a reimbursement basis. On a modified accrual basis, revenue from nonexchange transactions must also be available before it can be recognized.

Under the modified accrual basis, the following revenue sources are considered to be both measurable and available at fiscal year-end: property taxes available as an advance, interest, tuition, grants, student fees and rentals.

Unearned Revenue and Deferred Revenue - Unearned revenue and deferred revenue arise when assets are recognized before revenue recognition criteria have been satisfied.

Property taxes for which there is an enforceable legal claim as of June 30, 2007, but which were levied to finance fiscal year 2008 operations, and other revenues received in advance of the fiscal year for which they are intended to finance, have been recorded as unearned revenue. Grants and entitlements received before the eligibility requirements are met and delinquent property taxes due at June 30, 2007 are recorded as deferred revenue.

On governmental fund financial statements, receivables that will not be collected within the available period have been reported as deferred revenue.

Expenses/Expenditures - On the accrual basis of accounting, expenses are recognized at the time they are incurred.

The measurement focus of governmental fund accounting is on decreases in net financial resources (expenditures) rather than expenses. Expenditures are generally recognized in the accounting period in which the related fund liability is incurred, if measurable. Allocation of cost, such as depreciation and amortization, are not recognized in governmental funds.

**E. Budgets**

The District is required by State statute to adopt an annual appropriated cash basis budget for all funds (except agency funds). The specific timetable for fiscal year 2007 is as follows:

1. Prior to January 15 of the preceding year, the Superintendent and Treasurer submit to the Board of Education a proposed operating budget for the fiscal year commencing the following July 1. The budget includes proposed expenditures and the means of financing for all funds. Public hearings are publicized and conducted to obtain taxpayers' comments. The expressed purpose of this budget document is to reflect the need for existing (or increased) tax rates.
2. By no later than January 20, the board-adopted budget is filed with the Crawford County Budget Commission for tax rate determination.

**BUCYRUS CITY SCHOOL DISTRICT  
CRAWFORD COUNTY, OHIO**

NOTES TO THE BASIC FINANCIAL STATEMENTS  
FOR THE FISCAL YEAR ENDED JUNE 30, 2007

**NOTE 2 - SUMMARY OF SIGNIFICANT ACCOUNTING POLICIES - (Continued)**

3. Prior to April 1, the Board of Education accepts, by formal resolution, the tax rates as determined by the Budget Commission and receives the Commission's Certificate of Estimated Resources which states the projected revenue of each fund. Prior to June 30, the District must revise its budget so that total contemplated expenditures from any fund during the ensuing year will not exceed the amount stated in the Certificate of Estimated Resources. The revised budget then serves as a basis for the appropriation measure. On or about July 1, the Certificate is amended to include any unencumbered balances from the preceding year as reported by the District Treasurer. The Certificate may be further amended during the year if projected increases or decreases in revenue are identified by the District Treasurer. The budget figures, as shown in the accompanying budgetary statement, reflect the amounts set forth in the original and final Certificate of Estimated Resources issued for fiscal year 2007.
4. By July 1, the annual appropriation resolution is legally enacted by the Board of Education at the fund level of expenditures, which is the legal level of budgetary control. State statute permits a temporary appropriation to be effective until no later than October 1 of each year. Although the legal level of budgetary control was established at the fund level of expenditures, the District has elected to present budgetary statement comparisons at the fund and function level of expenditures. Resolution appropriations by fund must be within the estimated resources as certified by the County Budget Commission and the total of expenditures may not exceed the appropriation totals.
5. Any revisions that alter the total of any fund appropriation must be approved by the Board of Education.
6. Formal budgetary integration is employed as a management control device during the year for all funds consistent with the general obligation bond indenture and other statutory provisions. All funds completed the year within the amount of their legally authorized cash basis appropriation.
7. Appropriations amounts are as originally adopted, or as amended by the Board of Education through the year by supplemental appropriations, which either reallocated or increased the original, appropriated amounts. All supplemental appropriations were legally enacted by the Board prior to June 30, 2007. The budget figures, as shown in the accompanying budgetary statement, reflect the original and final appropriation amounts.
8. Unencumbered appropriations lapse at year-end. Encumbered appropriations are carried forward to the succeeding fiscal year and need not be reappropriated. Expenditures may not legally exceed budgeted appropriations at the fund level.

**F. Cash and Investments**

To improve cash management, cash received by the District is pooled in a central bank account. Monies for all funds are maintained in this pool. Individual fund integrity is maintained through the District's records. Each fund's interest in the pool is presented as "Equity in Pooled Cash and Cash Equivalents" on the basic financial statements.

During fiscal year 2007, investments were limited to overnight repurchase agreements, federal securities, nonnegotiable certificates of deposits, and investments in the State Treasury Asset Reserve of Ohio (STAR Ohio). Except for nonparticipating investment contracts, investments are reported at fair value, which is based on quoted market prices. Nonparticipating investment contracts such as repurchase agreements and nonnegotiable certificates of deposit are reported at cost.

**BUCYRUS CITY SCHOOL DISTRICT  
CRAWFORD COUNTY, OHIO**

NOTES TO THE BASIC FINANCIAL STATEMENTS  
FOR THE FISCAL YEAR ENDED JUNE 30, 2007

**NOTE 2 - SUMMARY OF SIGNIFICANT ACCOUNTING POLICIES - (Continued)**

The District has invested funds in STAR Ohio during fiscal year 2007. STAR Ohio is an investment pool managed by the State Treasurer's Office, which allows governments within the state to pool their funds for investment purposes. STAR Ohio is not registered with the SEC as an investment company, but does operate in a manner consistent with Rule 2a7 of the Investment Company Act of 1940. Investments in STAR Ohio are valued at STAR Ohio's share price which is the price the investment could be sold for on June 30, 2007.

Under existing Ohio statutes all investment earning are assigned to the general fund unless statutorily required to be credited to a specific fund or by Board resolution. Interest revenue credited to the general fund during fiscal year 2007 amounted to \$475,318, which includes \$171,781 assigned from other District funds.

For presentation on the basic financial statements, investments of the cash management pool and investments with original maturities of three months or less at the time they are purchased by the District are considered to be cash equivalents. Investments with an initial maturity of more than three months are reported as investments.

An analysis of the District's investment account at year-end is provided in Note 4.

**G. Inventory**

On government-wide and fund financial statements, inventories are presented at the lower of cost or market on a first-in, first-out basis and are expensed when used. Inventories are accounted for using the consumption method.

Inventory consists of expendable supplies held for consumption, donated food and purchased food.

**H. Capital Assets**

General capital assets are those assets specifically related to governmental activities. These assets result from expenditures in the governmental funds. These assets are reported in the governmental activities column of the government-wide statement of net assets but are not reported in the fund financial statements.

All capital assets are capitalized at cost (or estimated historical cost) and updated for additions and retirements during the year. Donated capital assets are recorded at their fair market values as of the date received. The District maintains a capitalization threshold of \$5,000. The District does not possess any infrastructure. Improvements are capitalized; the costs of normal maintenance and repairs that do not add to the value of the asset or materially extend an asset's life are not.

All reported capital assets except land are depreciated. Improvements are depreciated over the remaining useful lives of the related capital assets.

**BUCYRUS CITY SCHOOL DISTRICT  
CRAWFORD COUNTY, OHIO**

NOTES TO THE BASIC FINANCIAL STATEMENTS  
FOR THE FISCAL YEAR ENDED JUNE 30, 2007

**NOTE 2 - SUMMARY OF SIGNIFICANT ACCOUNTING POLICIES - (Continued)**

Depreciation is computed using the straight-line method over the following useful lives:

<u>Description</u>	<u>Governmental Activities Estimated Lives</u>
Land improvements	20 - 25 years
Building and improvements	6 - 50 years
Furniture and equipment	5 - 20 years
Vehicles	5 - 10 years

**I. Interfund Balances**

On fund financial statements, receivables and payables resulting from short-term interfund loans are classified as “interfund receivables/payables.” These amounts are eliminated in the governmental activities column on the statement of net assets. The District had no interfund loans at June 30, 2007.

**J. Compensated Absences**

Compensated absences of the District consist of vacation leave and severance liability to the extent that payments to the employee for these absences are attributable to services already rendered and are not contingent on a specific event that is outside the control of the District and the employee.

In accordance with the provisions of GASB Statement No. 16, “Accounting for Compensated Absences”, a liability for vacation leave is accrued if a) the employees' rights to payment are attributable to services already rendered; and b) it is probable that the employer will compensate the employees for the benefits through paid time off or other means, such as cash payment at termination or retirement. A liability for severance is accrued using the vesting method; i.e., the liability is based on the sick leave accumulated at the balance sheet date by those employees who are currently eligible to receive termination (severance) payments, as well as those employees expected to become eligible in the future. For purposes of establishing a liability for severance on employees expected to become eligible to retire in the future, all employees age 50 or greater with at least 10 years of service; or 20 years' service at any age were considered expected to become eligible to retire in accordance with GASB Statement No. 16.

The total liability for vacation and severance payments have been calculated using pay rates in effect at the balance sheet date, and reduced to the maximum payment allowed by labor contract and/or statute, plus any applicable additional salary related payments.

For governmental fund financial statements, the current portion of unpaid compensated absences is the amount expected to be paid using expendable available resources. These amounts are recorded in the account “compensated absences payable” in the fund from which the employees who have accumulated unpaid leave are paid. The noncurrent portion of the liability is not reported.

**BUCYRUS CITY SCHOOL DISTRICT  
CRAWFORD COUNTY, OHIO**

NOTES TO THE BASIC FINANCIAL STATEMENTS  
FOR THE FISCAL YEAR ENDED JUNE 30, 2007

**NOTE 2 - SUMMARY OF SIGNIFICANT ACCOUNTING POLICIES - (Continued)**

**K. Unamortized Issuance Costs and Bond Premium**

On government-wide financial statements, issuance costs are defined and amortized over the term of the bonds using the straight line method, which approximates the effective interest method. Unamortized issuance costs are recorded as a separate line item on the statement of net assets.

Bond premiums are deferred and accreted over the term of the bonds. Bond premiums are presented as an addition to the face amount of the bonds.

On the governmental fund financial statements, issuance costs and bond premiums are recognized in the current period. A reconciliation between the bonds face value and the amount reported on the statement of net assets is presented in Note 10.A.

**L. Accrued Liabilities and Long-Term Obligations**

All payables, accrued liabilities and long-term obligations are reported in the government-wide financial statements.

In general, governmental fund payables and accrued liabilities that, once incurred, are paid in a timely manner and in full from current financial resources, are reported as obligations of the funds. However, compensated absences and contractually required pension contributions that will be paid from governmental funds are reported as a liability in the fund financial statements only to the extent that they are due for payment during the current year. Bonds are recognized as a liability on the fund financial statements when due.

**M. Fund Balance Reserves**

The District reserves those portions of fund equity which are legally segregated for a specific future use or which do not represent available expendable resources and therefore are not available for appropriation or expenditure. Unreserved fund balance indicates that portion of fund equity which is available for appropriation in future periods. Fund equity reserves have been established for encumbrances, property taxes unavailable for appropriation, materials and supplies, prepayments, debt service, Bureau of Workers' Compensation (BWC) refunds and school bus purchases. The reserve for property taxes unavailable for appropriation represents taxes recognized as revenue under GAAP but not available for appropriation under State statute.

**N. Net Assets**

Net assets represent the difference between assets and liabilities. Net assets invested in capital assets, net of related debt consist of capital assets, net of accumulated depreciation, reduced by the outstanding balances of any borrowings used for the acquisition, construction or improvement of those assets. Net assets are reported as restricted when there are limitations imposed on their use either through the enabling legislation or through external restrictions imposed by creditors, grantors or laws or regulations of other governments. The restriction for other purposes, consist of monies restricted for BWC refunds (see Note 18), restricted for bus purchases (see Note 18), underground storage tank fund (a nonmajor governmental fund) and the special enterprises fund (a nonmajor governmental fund).

The District applies restricted resources first when an expense is incurred for purposes for which both restricted and unrestricted net assets are available.

**BUCYRUS CITY SCHOOL DISTRICT  
CRAWFORD COUNTY, OHIO**

NOTES TO THE BASIC FINANCIAL STATEMENTS  
FOR THE FISCAL YEAR ENDED JUNE 30, 2007

**NOTE 2 - SUMMARY OF SIGNIFICANT ACCOUNTING POLICIES - (Continued)**

**O. Prepayments**

Certain payments to vendors reflect the costs applicable to future accounting periods and are recorded as prepaid items in both government-wide and fund financial statements. These items are reported as assets on the balance sheet using the consumption method. A current asset for the prepaid amounts is recorded at the time of the purchase and the expenditure/expense is reported in the year in which services are consumed. At fiscal year-end, because prepayments are not available to finance future governmental fund expenditures, the fund balance is reserved by an amount equal to the carrying value of the asset on the fund financial statements.

**P. Estimates**

The preparation of the basic financial statements in conformity with GAAP requires management to make estimates and assumptions that affect the amounts reported in the basic financial statements and accompanying notes. Actual results may differ from those estimates.

**Q. Restricted Assets**

Assets are reported as restricted assets when limitations on their use change the normal understanding of the availability of the asset. Such constraints are either imposed by creditors, contributors, grantors, or laws of other governments or imposed by enabling legislation. Restricted assets include the amount required by State statute to be set-aside for Bureau of Workers' Compensation (BWC) refunds and to create a reserve for school bus purchases. See Note 18 for details.

**R. Interfund Activity**

Exchange transactions between funds are reported as revenues in the seller funds and as expenditures/expenses in the purchaser funds. Flows of cash or goods from one fund to another without a requirement for repayment are reported as interfund transfers. Interfund transfers are reported as other financing sources/uses in governmental funds. Repayments from funds responsible for particular expenditures/expenses to the funds that initially paid for them are not presented on the basic financial statements.

**S. Parochial Schools**

Within the District boundaries, Holy Trinity is operated through the Toledo Catholic Diocese. Current state legislation provides funding to this parochial school. These monies are received and disbursed on behalf of the parochial school by the Treasurer of the District, as directed by the parochial school. The receipt and expenditure of these state monies by the District is reflected in a special revenue fund for financial reporting purposes.

**T. Extraordinary and Special Items**

Extraordinary items are transactions or events that are both unusual in nature and infrequent in occurrence. Special items are transactions or events that are within the control of the Board of Education and that are either unusual in nature or infrequent in occurrence. Neither type of transaction occurred during fiscal year 2007.

**BUCYRUS CITY SCHOOL DISTRICT  
CRAWFORD COUNTY, OHIO**

NOTES TO THE BASIC FINANCIAL STATEMENTS  
FOR THE FISCAL YEAR ENDED JUNE 30, 2007

**NOTE 3 - ACCOUNTABILITY AND COMPLIANCE**

**Deficit Fund Balances**

Fund balances at June 30, 2007 included the following individual fund deficit:

<u>Nonmajor Fund</u>	<u>Deficit</u>
Entry Year Programs	\$ 5

The general fund is liable for any deficits in these funds and provides transfers when cash is required, not when accruals occur. The deficit fund balance is a result from adjustments for accrued liabilities.

**NOTE 4 - DEPOSITS AND INVESTMENTS**

State statutes classify monies held by the District into three categories.

Active deposits are public deposits necessary to meet current demands on the treasury. Such monies must be maintained either as cash in the District treasury, in commercial accounts payable or withdrawable on demand, including negotiable order of withdrawal (NOW) accounts, or in money market deposit accounts.

Inactive deposits are public deposits that the Board of Education has identified as not required for use within the current five year period of designation of depositories. Inactive deposits must either be evidenced by certificates of deposit maturing not later than the end of the current period of designation of depositories, or by savings or deposit accounts including, but not limited to, passbook accounts.

Interim deposits are deposits of interim monies. Interim moneys are those monies which are not needed for immediate use but which will be needed before the end of the current period of designation of depositories. Interim deposits must be evidenced by time certificates of deposit maturing not more than one year from the date of deposit or by savings or deposit accounts including passbook accounts.

Interim monies are to be deposited or invested in the following securities:

1. United States Treasury Notes, Bills, Bonds, or any other obligation or security issued by the United States Treasury or any other obligation guaranteed as to principal and interest by the United States;
2. Bonds, notes, debentures, or any other obligations or securities issued by any federal government agency or instrumentality, including but not limited to, the Federal National Mortgage Association, Federal Home Loan Bank, Federal Farm Credit Bank, Federal Home Loan Mortgage Corporation, Government National Mortgage Association, and Student Loan Marketing Association. All federal agency securities shall be direct issuances of federal government agencies or instrumentalities;
3. Written repurchase agreements in the securities listed above provided that the market value of the securities subject to the repurchase agreement must exceed the principal value of the agreement by at least two percent and be marked to market daily, and that the term of the agreement must not exceed thirty days;
4. Bonds and other obligations of the State of Ohio;

**BUCYRUS CITY SCHOOL DISTRICT  
CRAWFORD COUNTY, OHIO**

NOTES TO THE BASIC FINANCIAL STATEMENTS  
FOR THE FISCAL YEAR ENDED JUNE 30, 2007

**NOTE 4 - DEPOSITS AND INVESTMENTS - (Continued)**

5. No-load money market mutual funds consisting exclusively of obligations described in items (1) and (2) above and repurchase agreements secured by such obligations, provided that investments in securities described in this division are made only through eligible institutions;
6. The State Treasurer's investment pool (STAR Ohio);
7. Certain banker's acceptance and commercial paper notes for a period not to exceed one hundred eighty days from the purchase date in an amount not to exceed twenty-five percent of the interim monies available for investment at any one time: and,
8. Under limited circumstances, corporate debt interests rated in either of the two highest classifications by at least two nationally recognized rating agencies.

Protection of District's deposits is provided by the Federal Deposit Insurance Corporation (FDIC), by eligible securities pledged by the financial institution as security for repayment, by surety company bonds deposited with the Treasurer by the financial institution or by a single collateral pool established by the financial institution to secure the repayment of all public monies deposited with the institution.

Investments in stripped principal or interest obligations, reverse repurchase agreements and derivatives are prohibited. The issuance of taxable notes for the purpose of arbitrage, the use of leverage and short selling are also prohibited. An investment must mature within five years from the date of purchase unless matched to a specific obligation or debt of the District, and must be purchased with the expectation that it will be held to maturity. Investments may only be made through specified dealers and institutions. Payment for investments may be made only upon delivery of the securities representing the investments to the Treasurer or, if the securities are not represented by a certificate, upon receipt of confirmation of transfer from the custodian.

**A. Deposits with Financial Institutions**

At June 30, 2007, the carrying amount of all District deposits was \$3,116,479 exclusive of the \$3,474,191 repurchase agreement included in investments below. Based on the criteria described in GASB Statement No. 40, "Deposits and Investment Risk Disclosures", as of June 30, 2007, \$2,934,245 of the District's bank balance of \$3,134,245 was exposed to custodial risk as discussed below, while \$200,000 was covered by the Federal Deposit Insurance Corporation.

Custodial credit risk is the risk that, in the event of bank failure, the District's deposits may not be returned. All deposits are collateralized with eligible securities in amounts equal to at least 105% of the carrying value of the deposits. Such collateral, as permitted by the Ohio revised Code, is held in single financial institution collateral pools at Federal Reserve Banks, or at member banks of the federal reserve system, in the name of the respective depository bank and pledged as a pool of collateral against all of the public deposits it holds or as specific collateral held at the Federal Reserve Bank in the name of the District.



**BUCYRUS CITY SCHOOL DISTRICT  
CRAWFORD COUNTY, OHIO**

NOTES TO THE BASIC FINANCIAL STATEMENTS  
FOR THE FISCAL YEAR ENDED JUNE 30, 2007

**NOTE 4 - DEPOSITS AND INVESTMENTS - (Continued)**

**B. Investments**

As of June 30, 2007, the District had the following investments and maturities:

Investment type	Fair Value	Investment Maturities			
		6 months or less	7 to 12 months	13 to 18 months	19 to 24 months
FFCB	\$ 1,297,156	\$ -	\$ 1,297,156	\$ -	\$ -
FHLB	6,487,188	-	4,491,094	1,498,594	497,500
FNMA	2,994,843	-	1,495,781	1,499,062	-
FHLMC	493,130	-	-	-	493,130
FHLMC DN	234,225	234,225	-	-	-
FHLB DN	2,437,875	2,437,875	-	-	-
U.S. Government money market	17,993	17,993	-	-	-
Repurchase Agreement	3,474,191	3,474,191	-	-	-
STAR Ohio	249,036	249,036	-	-	-
	<u>\$17,685,637</u>	<u>\$ 6,413,320</u>	<u>\$ 7,284,031</u>	<u>\$ 2,997,656</u>	<u>\$ 990,630</u>

The weighted average maturity of investments is .65 years.

*Interest Rate Risk:* As a means of limiting its exposure to fair value losses arising from rising interest rates and according to State law, the District's investment policy limits investment portfolio maturities to five years or less.

*Credit Risk:* The District's investments, except for STAR Ohio, were rated AAA and Aaa by Standard & Poor's and Moody's Investor Services, respectively. Standard & Poor's has assigned STAR Ohio an AAAM money market rating.

*Custodial Credit Risk:* For an investment, custodial credit risk is the risk that, in the event of the failure of the counterparty, the District will not be able to recover the value of its investments or collateral securities that are in the possession of an outside party. The federal agency securities are exposed to custodial credit risk in that they are uninsured, unregistered and held by the counterparty's trust department or agent but not in the District's name. Of the District's investment in repurchase agreements, the entire balance is collateralized by underlying securities that are held by the investment's counterparty, not in the name of the District. Ohio law requires the market value of the securities subject to repurchase agreements must exceed the principal value of securities subject to a repurchase agreement by 2%. The District has no investment policy dealing with investment custodial risk beyond the requirement in State statute that prohibits payment for investments prior to the delivery of the securities representing such investments to the treasurer or qualified trustee.

**BUCYRUS CITY SCHOOL DISTRICT  
CRAWFORD COUNTY, OHIO**

NOTES TO THE BASIC FINANCIAL STATEMENTS  
FOR THE FISCAL YEAR ENDED JUNE 30, 2007

**NOTE 4 - DEPOSITS AND INVESTMENTS - (Continued)**

*Concentration of Credit Risk:* The District places no limit on the amount that may be invested in any one issuer. The following table includes the percentage of each investment type held by the District at June 30, 2007:

<u>Investment type</u>	<u>Fair Value</u>	<u>% of Total</u>
FFCB	\$ 1,297,156	7.33
FHLB	6,487,188	36.70
FNMA	2,994,843	16.93
FHLMC	493,130	2.79
FHLMC DN	234,225	1.32
FHLB DN	2,437,875	13.78
U.S. Government money market	17,993	0.10
Repurchase Agreement	3,474,191	19.64
STAR Ohio	249,036	1.41
	<u>\$17,685,637</u>	<u>100.00</u>

**C. Reconciliation of Cash and Investments to the Statement of Net Assets**

The following is a reconciliation of cash and investments as reported in the footnote above to cash and investments as reported on the statement of net assets as of June 30, 2007:

<u>Cash and investments per footnote</u>	
Carrying amount of deposits	\$ 3,116,479
Investments	<u>17,685,637</u>
Total	<u>\$20,802,116</u>
 <u>Cash and investments per Statement of Net Assets</u>	
Governmental activities	\$20,769,523
Private-purpose trust funds	6,210
Agency funds	<u>26,383</u>
Total	<u>\$20,802,116</u>

**BUCYRUS CITY SCHOOL DISTRICT  
CRAWFORD COUNTY, OHIO**

**NOTES TO THE BASIC FINANCIAL STATEMENTS  
FOR THE FISCAL YEAR ENDED JUNE 30, 2007**

**NOTE 5 - INTERFUND TRANSACTIONS**

Interfund transfers for the year ended June 30, 2007, consisted of the following, as reported on the fund financial statements:

Transfers to Nonmajor Governmental funds from:	
General Fund	\$254,000

All transfers made in fiscal year 2007 were in accordance with Ohio Revised Code Sections 5705.14, 5705.15 and 5705.16.

Transfers are used to (1) move revenues from the fund that statute or budget requires to collect them to the fund that statute or budget requires to expend them, and (2) use unrestricted revenues collected in the general fund to finance various programs accounted for in other funds in accordance with budgetary authorizations.

Interfund transfers between governmental funds are eliminated for reporting in the statement of activities.

**NOTE 6 - PROPERTY TAXES**

Property taxes are levied and assessed on a calendar year basis while the District fiscal year runs from July through June. First half tax collections are received by the District in the second half of the fiscal year. Second half tax distributions occur in the first half of the following fiscal year.

Property taxes include amounts levied against all real, public utility and tangible personal property (used in business) located in the District. Real property tax revenue received in calendar 2007 represents collections of calendar year 2006 taxes. Real property taxes received in calendar year 2007 were levied after April 1, 2006, on the assessed value listed as of January 1, 2006, the lien date. Assessed values for real property taxes are established by State law at thirty-five percent of appraised market value. Real property taxes are payable annually or semi-annually. If paid annually, payment is due December 31; if paid semi-annually, the first payment is due December 31 with the remainder payable by June 20. Under certain circumstances, State statute permits alternate payment dates to be established.

Public utility property tax revenue received in calendar 2007 represents collections of calendar year 2006 taxes. Public utility real and tangible personal property taxes received in calendar year 2007 became a lien December 31, 2005, were levied after April 1, 2006 and are collected in 2007 with real property taxes. Public utility real property is assessed at thirty-five percent of true value; public utility tangible personal property currently is assessed at varying percentages of true value.

Tangible personal property tax revenue received during calendar 2007 (other than public utility property) represents the collection of 2007 taxes. Tangible personal property taxes received in calendar year 2007 were levied after April 1, 2006, on the value as of December 31, 2006. For 2006, tangible personal property was assessed at 18.75% for property including inventory. This percentage was reduced to 12.5% for 2007, 6.25% for 2008 and zero for 2009. Payments by multi-county taxpayers are due September 20. Single county taxpayers may pay annually or semi-annually. If paid annually, payment is due April 30; if paid semi-annually, the first payment is due April 30, with the remainder payable by September 20. Tangible personal property taxes paid by April 30 are usually received by the District prior to June 30.

**BUCYRUS CITY SCHOOL DISTRICT  
CRAWFORD COUNTY, OHIO**

NOTES TO THE BASIC FINANCIAL STATEMENTS  
FOR THE FISCAL YEAR ENDED JUNE 30, 2007

**NOTE 6 - PROPERTY TAXES - (Continued)**

House Bill No. 66 was signed into law on June 30, 2005. House Bill No. 66 phases out the tax on tangible personal property of general businesses, telephone and telecommunications companies, and railroads. The tax on general business and railroad property will be eliminated by calendar year 2009, and the tax on telephone and telecommunications property will be eliminated by calendar year 2011. The tax is phased out by reducing the assessment rate on the property each year. The bill replaces the revenue lost by the District due to the phasing out of the tax. In calendar years 2006-2010, the District will be fully reimbursed for the lost revenue. In calendar years 2011-2017, the reimbursements will be phased out.

The District receives property taxes from Crawford County. The County Auditor periodically advances to the District its portion of the taxes collected. Second-half real property tax payments collected by the County by June 30, 2007, are available to finance fiscal year 2007 operations.

Accrued property taxes receivable includes real property, public utility property and tangible personal property taxes which are measurable as of June 30, 2007 and for which there is an enforceable legal claim. Although total property tax collections for the next fiscal year are measurable, only the amount of real property taxes available as an advance at June 30 was levied to finance current fiscal year operations and is reported as revenue at fiscal year end. The portion of the receivable not levied to finance current fiscal year operations is offset by a credit to unearned revenue.

The amount available as an advance at June 30, 2007 was \$1,887,205 in the general fund, \$332,765 in the debt service fund, \$27,090 in the permanent improvement fund (a nonmajor governmental fund) and \$27,090 in the classroom facilities maintenance fund (a nonmajor governmental fund). The amount that was available as an advance at June 30, 2006, was \$1,624,460 in the general fund.

On a full accrual basis, collectible delinquent property taxes have been recorded as a receivable and revenue, while on a modified accrual basis the revenue has been deferred.

The assessed values upon which the fiscal year 2007 taxes were collected are:

	2006 Second Half Collections		2007 First Half Collections	
	<u>Amount</u>	<u>Percent</u>	<u>Amount</u>	<u>Percent</u>
Agricultural/residential and other real estate	\$ 127,222,270	82.87	\$ 141,688,170	87.79
Public utility personal	6,988,720	4.55	6,925,140	4.30
Tangible personal property	<u>19,317,030</u>	<u>12.58</u>	<u>12,790,160</u>	<u>7.91</u>
Total	<u>\$ 153,528,020</u>	<u>100.00</u>	<u>\$ 161,403,470</u>	<u>100.00</u>
Tax rate per \$1,000 of assessed valuation	\$ 49.86		\$ 55.91	

**BUCYRUS CITY SCHOOL DISTRICT  
CRAWFORD COUNTY, OHIO**

NOTES TO THE BASIC FINANCIAL STATEMENTS  
FOR THE FISCAL YEAR ENDED JUNE 30, 2007

**NOTE 7 - RECEIVABLES**

Receivables at June 30, 2007 consisted of taxes, accounts (billings for user charged services and student fees) accrued interest and intergovernmental grants and entitlements. All receivables are considered collectible in full due to the ability to foreclose for the nonpayment of taxes, the stable condition of State programs and the current year guarantee of federal funds. A summary of the receivables reported on the statement of net assets follows:

**Governmental Activities**

Taxes	\$ 7,216,988
Intergovernmental	24,198,120
Accrued interest	164,074
Accounts	<u>4,506</u>
 Total	 <u><u>\$ 31,583,688</u></u>

Receivables have been disaggregated on the face of the basic financial statements. All receivables are expected to be collected in the subsequent year except for the OSFC grant which will be collected over the term of the construction project.

**NOTE 8 - CAPITAL ASSETS**

Capital asset activity for the fiscal year ended June 30, 2007, was as follows:

	Balance			Balance
	06/30/06	Additions	Deductions	06/30/07
<i>Capital assets, not being depreciated:</i>				
Land	\$ 94,258	\$ -	\$ -	\$ 94,258
Total capital assets, not being depreciated	<u>94,258</u>	<u>-</u>	<u>-</u>	<u>94,258</u>
<i>Capital assets, being depreciated:</i>				
Land improvements	1,084,994	38,530	-	1,123,524
Building and improvements	7,261,189	-	-	7,261,189
Furniture and equipment	859,165	5,000	-	864,165
Vehicles	<u>694,322</u>	<u>19,097</u>	<u>-</u>	<u>713,419</u>
Total capital assets, being depreciated	<u>9,899,670</u>	<u>62,627</u>	<u>-</u>	<u>9,962,297</u>
<i>Less: accumulated depreciation:</i>				
Land improvements	(797,790)	(43,478)	-	(841,268)
Building and improvements	(4,466,716)	(136,353)	-	(4,603,069)
Furniture and equipment	(515,457)	(71,475)	-	(586,932)
Vehicles	<u>(607,371)</u>	<u>(28,493)</u>	<u>-</u>	<u>(635,864)</u>
Total accumulated depreciation	<u>(6,387,334)</u>	<u>(279,799)</u>	<u>-</u>	<u>(6,667,133)</u>
Governmental activities capital assets, net	<u><u>\$ 3,606,594</u></u>	<u><u>\$ (217,172)</u></u>	<u><u>\$ -</u></u>	<u><u>\$ 3,389,422</u></u>

**BUCYRUS CITY SCHOOL DISTRICT  
CRAWFORD COUNTY, OHIO**

NOTES TO THE BASIC FINANCIAL STATEMENTS  
FOR THE FISCAL YEAR ENDED JUNE 30, 2007

**NOTE 8 - CAPITAL ASSETS - (Continued)**

Depreciation expense was charged to governmental functions as follows:

<u>Instruction:</u>	
Regular	\$ 105,825
Special	19,649
Vocational	2,072
<u>Support Services:</u>	
Pupil	5,220
Instructional staff	8,109
Administration	14,259
Business	3,314
Operations and maintenance	64,892
Pupil transportation	28,078
Non-instructional services	1,465
Extracurricular activities	20,593
Food service operation	<u>6,323</u>
Total depreciation expense	<u>\$ 279,799</u>

**NOTE 9 - CAPITALIZED LEASES - LESSEE DISCLOSURE**

In prior years, the District entered into a capitalized lease agreement for the acquisition of copier equipment.

This lease agreement meets the criteria of a capital lease as defined by FASB Statement No. 13, "Accounting for Leases", which defines a capital lease generally as one which transfers benefits and risks of ownership to the lessee. Capital lease payments are reflected as debt service expenditures in the financial statements for the governmental funds.

Capital assets consisting of copiers have been capitalized in the amount of \$87,806. This amount represents the present value of the minimum lease payments at the time of acquisition. Accumulated depreciation as of June 30, 2007 for copiers was \$60,809 leaving a current book value of \$26,997. A corresponding liability is recorded in the government-wide financial statements. Principal payments in fiscal year 2007 totaled \$18,732 in the general fund.

**BUCYRUS CITY SCHOOL DISTRICT  
CRAWFORD COUNTY, OHIO**

NOTES TO THE BASIC FINANCIAL STATEMENTS  
FOR THE FISCAL YEAR ENDED JUNE 30, 2007

**NOTE 9 - CAPITALIZED LEASES - LESSEE DISCLOSURE - (Continued)**

The following is a schedule of the future long-term minimum lease payments required under the capital lease and the present value of the minimum lease payments as of June 30, 2007:

<u>Fiscal Year Ending June 30,</u>	<u>Copier</u>
2008	\$ 16,245
2009	7,300
2010	7,301
2011	<u>5,106</u>
Total minimum lease payments	35,952
Less: amount representing interest	<u>(3,842)</u>
Total	<u>\$ 32,110</u>

**NOTE 10 - LONG-TERM OBLIGATIONS**

A. During the fiscal year 2007, the following changes occurred in governmental activities long-term obligations:

	Balance Outstanding <u>06/30/06</u>	<u>Additions</u>	<u>Reductions</u>	Balance Outstanding <u>06/30/07</u>	Amounts Due in <u>One Year</u>
<b>Governmental Activities:</b>					
General obligation bonds - Series 2006	\$ -	\$13,150,000	\$ -	\$13,150,000	\$ 290,000
Compensated absences	903,839	258,637	(243,954)	918,522	178,729
Capital lease obligation	<u>50,842</u>	<u>-</u>	<u>(18,732)</u>	<u>32,110</u>	<u>14,330</u>
Total governmental activities	<u>\$ 954,681</u>	<u>\$13,408,637</u>	<u>\$ (262,686)</u>	14,100,632	<u>\$ 483,059</u>
Add: unamortized premium on bonds				<u>573,117</u>	
				<u>\$14,673,749</u>	

Compensated absences will be paid from the fund from which the employee's salaries are paid, which for the District are the general fund, the food service fund (a nonmajor governmental fund), the auxiliary service fund (a nonmajor governmental fund) and the Title I fund (a nonmajor governmental fund).

Capital lease payments will be made from the general fund. See Note 9 for details.

**BUCYRUS CITY SCHOOL DISTRICT  
CRAWFORD COUNTY, OHIO**

NOTES TO THE BASIC FINANCIAL STATEMENTS  
FOR THE FISCAL YEAR ENDED JUNE 30, 2007

**NOTE 10 - LONG-TERM OBLIGATIONS – (Continued)**

**B. General Obligation Bonds** – On December 5, 2006, the District issued voted general obligation bonds (Series 2006 School Improvement Bonds) in the amount of \$13,150,000 for the purpose of refunding the District’s \$13,150,000 School Improvement Bond Anticipation Notes issued for the purpose of paying the local share in accordance with the terms of a Facilities grant from the Ohio Schools Facilities Commission (OSFC). The bonds were issued with an interest rate ranging from 3.75% to 4.25% for a twenty-six year period with final maturity at December 1, 2033. These bonds are general obligations of the District for which the full faith and credit of the District is pledged for repayment. Payments of principal and interest relating to this bond are recorded as an expenditure in the debt service fund.

These bonds represent the amount of the Construction Project that the District itself was required to finance, in accordance with the terms of a facilities grant from the OSFC. OSFC will make quarterly disbursements to the District as the project is completed. As of June 30, 2007, the total estimated cost of the Construction Project is \$34,303,179, of which OSFC will pay \$24,698,289.

The following is a summary of the future debt service requirements to maturity for the 2006 Series Bonds:

<u>Year Ended</u>	<u>General Obligation Bonds</u>		
	<u>Principal</u>	<u>Interest</u>	<u>Total</u>
2008	\$ 290,000	\$ 518,227	\$ 808,227
2009	295,000	507,967	802,967
2010	310,000	497,311	807,311
2011	320,000	486,168	806,168
2012	330,000	474,621	804,621
2013 - 2017	1,845,000	2,179,466	4,024,466
2018 - 2022	2,225,000	1,791,232	4,016,232
2023 - 2027	2,700,000	1,300,068	4,000,068
2028 - 2032	3,310,000	681,357	3,991,357
2033 - 2034	1,525,000	65,365	1,590,365
Total	\$ 13,150,000	\$ 8,501,782	\$ 21,651,782

**C. Legal Debt Margin**

The Ohio Revised Code provides that voted net general obligation debt of the District shall never exceed 9% of the total assessed valuation of the District. The code further provides that unvoted indebtedness shall not exceed 1/10 of 1% of the property valuation of the District. The code additionally states that unvoted indebtedness related to energy conservation debt shall not exceed 9/10 of 1% of the property valuation of the District. The assessed valuation use in determining the District’s legal debt margin has been modified by House Bill 530 which became effective March 30, 2006. In accordance with House Bill 530, the assessed valuation used in the District’s legal debt margin calculation excluded tangible personal property used in business, telephone or telegraph property, interexchange telecommunications company property, and personal property owned or leased by a railroad company and used in railroad operations. The effects of these debt limitations at June 30, 2007, are a voted debt margin of \$667,148 (including available funds of \$575,484) and an unvoted debt margin of \$147,130.



**BUCYRUS CITY SCHOOL DISTRICT  
CRAWFORD COUNTY, OHIO**

NOTES TO THE BASIC FINANCIAL STATEMENTS  
FOR THE FISCAL YEAR ENDED JUNE 30, 2007

**NOTE 11 - SHORT TERM NOTE PAYABLE**

A summary of the bond anticipation notes payable transactions for fiscal year 2007 follows:

	<u>Issue</u> <u>Date</u>	<u>Maturity</u> <u>Date</u>	<u>Interest</u> <u>Rate (%)</u>	<u>Balance</u> <u>June 30, 2006</u>	<u>Increase</u>	<u>Decrease</u>	<u>Balance</u> <u>June 30, 2007</u>
<b>Bond Anticipation Notes:</b>							
OSFC Notes Series 2006	9/27/06	3/13/07	4.65	\$ -	\$ 13,150,000	\$(13,150,000)	\$ -
Total Bond Anticipation Notes				<u>\$ -</u>	<u>\$ 13,150,000</u>	<u>\$(13,150,000)</u>	<u>\$ -</u>

On September 27, 2006, the District issued \$13,150,000 in Ohio School Facilities Construction Notes in anticipation of the issuance of bonds for the purpose of constructing, renovating and improving facilities, and acquiring land. The notes bore an interest rate of 4.65% and matured on March 13, 2007.

**NOTE 12 - OTHER EMPLOYEE BENEFITS**

**A. Compensated Absences**

The criteria for determining vacation and sick leave benefits are derived from negotiated agreements and State laws. Classified employees earn ten to twenty-five days of vacation per year, depending upon length of service. Accumulated unused vacation time is paid to classified employees upon termination of employment. Teachers do not earn vacation time.

Each employee earns sick leave at the rate of one and one-fourth days per month. Upon retirement, classified employees receive thirty percent of the total sick leave accumulation. Certified employees receive payment based on their balance, between fifty and sixty-five days for balances between 100 and 235 days; employees with less than 100 days receive thirty percent of their balance. An employee receiving such payment must meet the retirement provisions set by School Teachers Retirement System of Ohio (STRS Ohio) or School Employees Retirement System of Ohio (SERS).

**B. Insurance Benefits**

The District provides life insurance and accidental death and dismemberment insurance in the amount of \$30,000 to full-time teachers.

**C. Retirement Incentive**

The District offers a one-time retirement bonus in the amount of \$10,000 to all certified employees who provide the District with their notice of retirement by March 1 and complete the balance of the school year. The retirement bonus is payable upon completion of service through the last work day of the school year. The District had no retirement incentive payable at June 30, 2007.

**BUCYRUS CITY SCHOOL DISTRICT  
CRAWFORD COUNTY, OHIO**

NOTES TO THE BASIC FINANCIAL STATEMENTS  
FOR THE FISCAL YEAR ENDED JUNE 30, 2007

**NOTE 13 - RISK MANAGEMENT**

**A. Property and Liability**

The District is exposed to various risks of loss related to torts, theft of, damage to, and destruction of assets, injuries to employees and natural disasters. During fiscal year 2007, the District has purchased property and casualty insurance from the Cincinnati Insurance Company; the policy's coverage maximum is \$44,346,321 for buildings and \$5,548,175 for personal property. General liability insurance, purchased from Harcum-Hyre Insurance, carries a \$1,000,000 single occurrence limit and a \$3,000,000 aggregate. District-owned vehicle insurance is provided by Motorists Insurance Company, with a \$2,000,000 single occurrence limit.

Settled claims have not exceeded this commercial coverage in any of the past three years. There have been no significant reductions in insurance coverage from last year.

**B. Group Health and Dental Insurance**

Health, life, dental and other group insurance is offered to employees as a fringe benefit. Employer and employee contributions to premium are determined by negotiated agreements with employee labor unions. Currently, for certified and classified employees, single and family coverage is 92% Board-paid and 8% employee-paid. Administration single and family coverage is 96% Board-paid and 4% employee-paid.

Post employment health care is provided to plan participants or their beneficiaries through the respective retirement systems discussed in Note 15. As such, no funding provisions are required by the District.

**C. OSBA Group Workers' Compensation Rating Plan**

For fiscal year 2007, the District participated in the Ohio School Boards Association (OSBA) Workers' Compensation Group Rating Plan (the "GRP"), an insurance purchasing pool (Note 2.A.). The intent of the GRP is to achieve the benefit of a reduced premium for the District by virtue of its grouping and representation with other participants in the GRP. The workers' compensation experience of the participating school districts is calculated as one experience and a common premium rate is applied to all school districts in the GRP. Each participant pays its workers' compensation premium to the state based on the rate for the GRP rather than its individual rate. Total savings are then calculated and each participant's individual performance is compared to the overall savings percentage of the GRP.

A participant will then either receive money from or be required to contribute to the "Equity Pooling Fund". This "equity pooling" arrangement insures that each participant shares equally in the overall performance of the GRP. Participation in the GRP is limited to school districts that can meet the GRP's selection criteria. The firm of Gates McDonald & Co. provides administrative, cost control, and actuarial services to the GRP.

**BUCYRUS CITY SCHOOL DISTRICT  
CRAWFORD COUNTY, OHIO**

NOTES TO THE BASIC FINANCIAL STATEMENTS  
FOR THE FISCAL YEAR ENDED JUNE 30, 2007

**NOTE 14 - PENSION PLANS**

**A. School Employees Retirement System**

The District contributes to the School Employees Retirement System (SERS), a cost-sharing multiple employer defined benefit pension plan. SERS provides retirement and disability benefits, annual cost-of-living adjustments, and death benefits to plan members and beneficiaries. Authority to establish and amend benefits is provided by Chapter 3309 of the Ohio Revised Code. SERS issues a publicly available, stand-alone financial report that includes financial statements and required supplementary information. That report may be obtained by writing to the School Employees Retirement System, 300 East Broad Street, Suite 100, Columbus, Ohio 43215-3746 or by calling (800) 878-5853. It is also posted on SERS' website, [www.ohsers.org](http://www.ohsers.org), under Forms and Publications.

Plan members are required to contribute 10 percent of their annual covered salary and the District is required to contribute at an actuarially determined rate. The current District rate is 14 percent of annual covered payroll. A portion of the District's contribution is used to fund pension obligations with the remainder being used to fund health care benefits; for fiscal year 2007, 10.68 percent of annual covered salary was the portion used to fund pension obligations. For fiscal year 2006, 10.58 percent of annual covered salary was the portion used to fund pension obligations. For fiscal year 2005, 10.57 percent of annual covered salary was the portion used to fund pension obligations. The contribution requirements of plan members and employers are established and may be amended, up to statutory maximum amounts, by the SERS' Retirement Board. The District's required contribution for pension obligations to SERS for fiscal years ended 2007, 2006, and 2005 were \$198,215, \$199,310, and \$192,354; 44.09 percent has been contributed for fiscal year 2007 and 100 percent for fiscal years 2006 and 2005. \$110,813 represents the unpaid contribution for fiscal year 2007 and is recorded as a liability within the respective funds.

**B. State Teachers Retirement System**

The District participates in the State Teachers Retirement System of Ohio (STRS Ohio), a cost-sharing, multiple-employer public employee retirement system. STRS Ohio provides retirement and disability benefits to members and death and survivor benefits to beneficiaries. STRS Ohio issues a stand-alone financial report that may be obtained by writing to STRS Ohio, 275 E. Broad St., Columbus, OH 43215-3371 or by calling (614) 227-4090 or by visiting the STRS Ohio website at [www.strsoh.org](http://www.strsoh.org).

New members have a choice of three retirement plans, a Defined Benefit (DB) Plan, a Defined Contribution (DC) Plan and a Combined Plan. The DB plan offers an annual retirement allowance based on final average salary times a percentage that varies based on years of service, or an allowance based on member contributions and earned interest matched by STRS Ohio funds times an actuarially determined annuity factor. The DC Plan allows members to place all their member contributions and employer contributions equal to 10.5 percent of earned compensation into an investment account. Investment decisions are made by the member. A member is eligible to receive a retirement benefit at age 50 and termination of employment. The Combined Plan offers features of both the DC Plan and the DB Plan. In the Combined Plan, member contributions are invested by the member, and employer contributions are used to fund the defined benefit payment at a reduced level from the regular DB Plan. DC and Combined Plan members will transfer to the Defined Benefit Plan during their fifth year of membership unless they permanently select the DC or Combined Plan. Existing members with less than five years of service credit as of June 30, 2001, were given the option of making a one time irrevocable decision to transfer their account balances from the existing DB Plan into the DC Plan or the Combined Plan. This option expired on December 31, 2001. Benefits are established by Chapter 3307 of the Ohio Revised Code.

**BUCYRUS CITY SCHOOL DISTRICT  
CRAWFORD COUNTY, OHIO**

**NOTES TO THE BASIC FINANCIAL STATEMENTS  
FOR THE FISCAL YEAR ENDED JUNE 30, 2007**

**NOTE 14 - PENSION PLANS - (Continued)**

A DB or Combined Plan member with five or more years credited service who becomes disabled may qualify for a disability benefit. Eligible spouses and dependents of these active members who die before retirement may qualify for survivor benefits. Members in the DC Plan who become disabled are entitled only to their account balance. If a member dies before retirement benefits begin, the member's designated beneficiary is entitled to receive the member's account balance.

For the fiscal year ended June 30, 2007, plan members were required to contribute 10 percent of their annual covered salaries. The District was required to contribute 14 percent; 13 percent was the portion used to fund pension obligations. For fiscal years 2006 and 2005, the portion used to fund pension obligations was also 13 percent. Contribution rates are established by the State Teachers Retirement Board, upon recommendation of its consulting actuary, not to exceed statutory maximum rates of 10 percent for members and 14 percent for employers. Chapter 3307 of the Ohio Revised Code provides statutory authority for member and employer contributions.

The District's required contributions for fund pension obligations to the DB Plan for the fiscal years ended June 30, 2007, 2006, and 2005 were \$919,252, \$899,139 and \$870,782; 83.90 percent has been contributed for fiscal year 2007 and 100 percent for fiscal years 2006 and 2005. \$147,970 represents the unpaid contribution for fiscal year 2007 and is recorded as a liability within its respective funds. Contributions to the DC and Combined Plans for fiscal year 2007 were \$2,102 made by the District and \$13,198 made by the plan members.

**C. Social Security System**

Effective July 1, 1991, all employees not otherwise covered by the SERS or the STRS Ohio have an option to choose Social Security or the SERS/STRS Ohio. As of June 30, 2007, certain members of the Board of Education have elected Social Security. The District's liability is 6.2% of wages paid.

**NOTE 15 - POSTEMPLOYMENT BENEFITS**

The District provides comprehensive health care benefits to retired teachers and their dependents through the State Teachers Retirement System of Ohio (STRS Ohio), and to retired non-certified employees and their dependents through the School Employees Retirement System (SERS). Benefits include hospitalization, physicians' fees, prescription drugs and reimbursement of monthly Medicare premiums. Benefit provisions and the obligations to contribute are established by the Systems based on authority granted by State statute. Both systems are funded on a pay-as-you-go basis.

All STRS Ohio retirees who participated in the DB or combined plans and their dependents are eligible for health care coverage. The STRS Ohio Board has statutory authority over how much, if any, of the health care costs will be absorbed by STRS Ohio. All benefit recipients pay a portion of health care cost in the form of a monthly premium. By law, the cost of coverage paid from STRS Ohio funds is included in the employer contribution rate, currently 14 percent of covered payroll. For the fiscal year ended June 30, 2007, the STRS Ohio Board allocated employer contributions equal to 1 percent of covered payroll to the Health Care Reserve Fund. For the District, this amount equaled \$70,712 for fiscal year 2007.

STRS Ohio pays health care benefits from the Health Care Stabilization Fund. At June 30, 2006 (the latest information available), the balance in the Health Care Stabilization Fund was \$3.5 billion. For the fiscal year ended June 30, 2006 (the latest information available), net health care costs paid by STRS Ohio were \$282.743 million and STRS Ohio had 119,184 eligible benefit recipients.

**BUCYRUS CITY SCHOOL DISTRICT  
CRAWFORD COUNTY, OHIO**

**NOTES TO THE BASIC FINANCIAL STATEMENTS  
FOR THE FISCAL YEAR ENDED JUNE 30, 2007**

**NOTE 15 - POSTEMPLOYMENT BENEFITS - (Continued)**

For SERS, coverage is made available to service retirees with ten or more fiscal years of qualifying service credit, and to disability and survivor benefit recipients. All retirees and beneficiaries are required to pay a portion of their premium for health care. The portion is based on years of service, Medicare eligibility, and retirement status.

After the allocation for basic benefits, the remainder of the employer's 14 percent contribution is allocated to providing health care benefits. For the fiscal year ended June 30, 2007, employer contributions to fund health care benefits were 3.32 percent of covered payroll, a decrease of .10 percent from fiscal year 2006. In addition, SERS levies a surcharge to fund health care benefits equal to 14 percent of the difference between a minimum pay and the member's pay, pro-rated for partial service credit. For fiscal year 2007, the minimum pay was established at \$35,800. Total surcharge is capped at 2 percent of each employer's SERS salaries. For the 2007 fiscal year, District paid \$100,113 to fund health care benefits, including the surcharge.

The surcharge, added to the unallocated portion of the 14 percent employer contribution rate, provides for maintenance of the asset target level for the health care fund. The target level for the health care reserve is 150 percent of the projected claims less premium contributions for the next year. Expenses for health care for the fiscal year ended June 30, 2006 (the latest information available) were \$158.751 million. At June 30, 2006 (the latest information available), SERS had net assets available for payment of health care benefits of \$295.6 million. At June 30, 2006 (the latest information available), SERS had 59,492 participants currently receiving health care benefits.

**NOTE 16 - BUDGETARY BASIS OF ACCOUNTING**

While reporting financial position, results of operations, and changes in fund balance on the basis of GAAP, the budgetary basis as provided by law is based upon accounting for certain transactions on a basis of cash receipts and disbursements.

The Statement of Revenue, Expenditures, and Changes in Fund Balance - Budget and Actual (Non-GAAP Budgetary Basis) presented for the general fund is presented on the budgetary basis to provide a meaningful comparison of actual results with the budget. The major differences between the budget basis and the GAAP basis are that:

- (a) Revenues and other financing sources are recorded when received in cash (budget basis) as opposed to when susceptible to accrual (GAAP basis);
- (b) Expenditures and other financing uses are recorded when paid in cash (budget basis) as opposed to when the liability is incurred (GAAP basis);
- (c) In order to determine compliance with Ohio law, and to reserve that portion of the applicable appropriation, total outstanding encumbrances (budget basis) are recorded as the equivalent of an expenditure, as opposed to a reservation of fund balance for that portion of outstanding encumbrances not already recognized as an account payable (GAAP basis).
- (d) Investments are reported at fair value (GAAP basis) rather than cost (budget basis).

**BUCYRUS CITY SCHOOL DISTRICT  
CRAWFORD COUNTY, OHIO**

NOTES TO THE BASIC FINANCIAL STATEMENTS  
FOR THE FISCAL YEAR ENDED JUNE 30, 2007

**NOTE 16 - BUDGETARY BASIS OF ACCOUNTING - (Continued)**

The adjustments necessary to convert the results of operations for the year on the budget basis to the GAAP basis for the general fund is as follows:

<b>Net Change in Fund Balance</b>	<u>General Fund</u>
Budget basis	\$ 1,537,602
Net adjustment for revenue accruals	279,557
Net adjustment for expenditure accruals	90,791
Net adjustment for other sources/uses	(417,966)
Adjustment for encumbrances	<u>303,920</u>
 GAAP basis	 <u><u>\$ 1,793,904</u></u>

**NOTE 17 - CONTINGENCIES**

**A. Grants**

The District receives significant financial assistance from numerous federal, state and local agencies in the form of grants. The disbursement of funds received under these programs generally requires compliance with terms and conditions specified in the grant agreements and are subject to audit by the grantor agencies. Any disallowed claims resulting from such audits could become a liability of the District. However in the opinion of management, any such disallowed claims will not have a material effect on the financial position of the District.

**B. Litigation**

A lawsuit has been filed by the Columbia Gas Transmission Corporation arguing that the Corporation's public utility property tax assessment rate should be 25% of true value rather than the 88% used by the Tax Commissioner. The Board of Tax Appeals has agreed with the Corporation and the case has been appealed by the Tax Commissioner of the Ohio Supreme Court. The District receives a significant amount of property tax from the Corporation. Should the Corporation prevail in the Supreme Court, it may be entitled to a refund from the District based on the lower assessment rate beginning from tax year 2001. The amount of the refund is estimated to be approximately \$9,490 per year. A portion of the refund may be recovered from additional State entitlement payments.

The District is involved in no other material litigation as either plaintiff or defendant.

**BUCYRUS CITY SCHOOL DISTRICT  
CRAWFORD COUNTY, OHIO**

NOTES TO THE BASIC FINANCIAL STATEMENTS  
FOR THE FISCAL YEAR ENDED JUNE 30, 2007

**NOTE 18 - STATUTORY RESERVES**

The District is required by State law to set-aside certain general fund revenue amounts, as defined by statute, into various reserves. These reserves are calculated and presented on a cash basis. During the fiscal year ended June 30, 2007, the reserve activity was as follows:

	Textbooks/ Instructional <u>Materials</u>	Capital <u>Acquisition</u>	BWC <u>Refunds</u>
Set-aside cash balance as of June 30, 2006	\$ 136,826	\$ -	\$ 69,721
Current year set-aside requirement	254,405	254,405	-
Qualifying disbursements	<u>(549,565)</u>	<u>(360,664)</u>	<u>-</u>
Total	<u>\$ (158,334)</u>	<u>\$ (106,259)</u>	<u>\$ 69,721</u>
Balance carried forward to FY 2008	<u>\$ (158,334)</u>	<u>\$ -</u>	<u>\$ 69,721</u>

Monies representing BWC refunds that were received prior to April 10, 2001, have been shown as a restricted asset and reserved fund balance in the general fund since allowable expenditures are restricted by State statute. The District is still required by State law to maintain the textbook reserve. Qualifying expenditures for capital acquisition and textbook/instructional materials exceeded the required set-aside amount, the excess textbook/instructional materials may be carried forward to future years to offset requirements; however, excess in the capital acquisition set-aside may not be carried forward to future years.

In addition to the above statutory reserves, the District also received monies restricted for school bus purchases.

A schedule of the governmental fund restricted assets at June 30, 2007 follows:

Amount restricted for BWC refunds	\$ 69,721
Amount restricted for school bus purchases	<u>70,180</u>
Total restricted assets	<u>\$ 139,901</u>

## **SUPPLEMENTARY DATA**



**BUCYRUS CITY SCHOOL DISTRICT**  
**SCHEDULE OF RECEIPTS AND EXPENDITURES OF FEDERAL AWARDS**  
**FOR THE FISCAL YEAR ENDED JUNE 30, 2007**

FEDERAL GRANTOR/ SUB GRANTOR/ PROGRAM TITLE	CFDA NUMBER	PASS-THROUGH GRANT NUMBER	(E) CASH FEDERAL RECEIPTS	OTHER FEDERAL RECEIPTS	(E) CASH FEDERAL DISBURSEMENTS	OTHER FEDERAL DISBURSEMENTS
<b>U.S. DEPARTMENT OF AGRICULTURE PASSED THROUGH THE OHIO DEPARTMENT OF EDUCATION:</b>						
(C) Food Donation	10.550	N/A	\$ -	\$ 50,631	\$ -	\$ 50,631
<b>Total Food Donation</b>			-	50,631	-	50,631
<b>Nutrition Cluster:</b>						
(A) (D) School Breakfast Program	10.553	043687-05PU-2006	29,073	-	29,073	-
(A) (D) School Breakfast Program	10.553	043687-05PU-2007	86,108	-	86,108	-
<b>Total School Breakfast Program</b>			115,181	-	115,181	-
(A) (D) National School Lunch	10.555	043687-LLP1-2006	1,693	-	1,693	-
(A) (D) National School Lunch	10.555	043687-LLP1-2007	6,676	-	6,676	-
(A) (D) National School Lunch	10.555	043687-LLP4-2006	73,252	-	73,252	-
(A) (D) National School Lunch	10.555	043687-LLP4-2007	229,477	-	229,477	-
<b>Total National School Lunch</b>			311,098	-	311,098	-
(A) (D) Summer Food Service Program for Children	10.559	043687-24PU-2006	11,937	-	11,937	-
<b>Total Summer Food Service Program for Children</b>			11,937	-	11,937	-
<b>Total Nutrition Cluster</b>			438,216	-	438,216	-
<b>Total U.S. Department of Agriculture</b>			438,216	50,631	438,216	50,631
<b>U.S. DEPARTMENT OF EDUCATION PASSED THROUGH THE OHIO DEPARTMENT OF EDUCATION:</b>						
Title I Grants to Local Educational Agencies:	84.010	043687-C1S1-2006	85,382	-	64,093	-
Title I Grants to Local Educational Agencies:	84.010	043687-C1S1-2007	344,652	-	304,366	-
<b>Total Title I Grants to Local Educational Agencies</b>			430,034	-	368,459	-
<b>Special Education Cluster:</b>						
(B) Special Education Grants to States	84.027	043687-6BSF-2006	68,777	-	82,529	-
(B) Special Education Grants to States	84.027	043687-6BSF-2007	395,110	-	354,595	-
<b>Total Special Education Grants to States</b>			463,887	-	437,124	-
(B) Special Education Preschool Grants:	84.173	043687-PGS1-2006	3,411	-	2,321	-
(B) Special Education Preschool Grants:	84.173	043687-PGS1-2007	12,890	-	10,899	-
<b>Total Special Education Grants to States</b>			16,301	-	13,220	-
<b>Total Special Education Cluster</b>			480,188	-	450,344	-
(F) Safe and Drug-Free Schools and Communities_National Program	84.184	N/A	222,347	-	222,345	-
(F) Safe and Drug-Free Schools and Communities_National Program	84.184	N/A	122,074	-	122,067	-
<b>Total Safe and Drug-Free Schools and Communities_National Program:</b>			344,421	-	344,412	-
Safe and Drug-Free Schools and Communities State Grant:	84.186	043687-DRS1-2007	8,231	-	8,231	-
<b>Total Safe and Drug-Free Schools and Communities State Grants</b>			8,231	-	8,231	-
(F) Fund for the Improvement of Education	84.215	N/A	63,150	-	87,559	-
(F) Fund for the Improvement of Education	84.215	N/A	128,672	-	128,611	-
<b>Total Fund for the Improvement of Education</b>			191,822	-	216,170	-
Twenty-First Century Community Learning Center	84.287	043687-T1S1-2006	59,978	-	51,320	-
Twenty-First Century Community Learning Center	84.287	043687-T1S1-2007	231,618	-	181,005	-
<b>Total Twenty-First Century Community Learning Center:</b>			291,596	-	232,325	-
State Grants for Innovative Programs	84.298	043687-C2S1-2006	4,934	-	262	-
State Grants for Innovative Programs	84.298	043687-C2S1-2007	2,536	-	2,420	-
<b>Total State Grants for Innovative Programs</b>			7,470	-	2,682	-
Education Technology State Grants	84.318	043687-TJS1-2006	637	-	402	-
Education Technology State Grants	84.318	043687-TJS1-2007	1,366	-	1,067	-
<b>Total Education Technology State Grants</b>			2,003	-	1,469	-
Improving Teacher Quality State Grants	84.367	043687-TRS1-2006	15,238	-	20,616	-
Improving Teacher Quality State Grants	84.367	043687-TRS1-2007	102,807	-	96,509	-
<b>Total Improving Teacher Quality State Grants</b>			118,045	-	117,125	-
<b>Total U.S. Department of Education</b>			1,873,810	-	1,741,217	-

Continued . . .

BUCYRUS CITY SCHOOL DISTRICT  
 SCHEDULE OF RECEIPTS AND EXPENDITURES OF FEDERAL AWARDS  
 FOR THE FISCAL YEAR ENDED JUNE 30, 2007

FEDERAL GRANTOR/ SUB GRANTOR/ PROGRAM TITLE	CFDA NUMBER	PASS-THROUGH GRANT NUMBER	CASH FEDERAL RECEIPTS	OTHER FEDERAL RECEIPTS	CASH FEDERAL DISBURSEMENTS	OTHER FEDERAL DISBURSEMENTS
<b>U.S. DEPARTMENT OF HEALTH AND HUMAN SERVICES PASSED THROUGH THE OHIO DEPARTMENT OF MENTAL RETARDATION AND DEVELOPMENTAL DISABILITIES</b>						
Medical Assistance Program	93.778	N/A	\$ 2,523		\$ 2,523	
<b>Total Medical Assistance Program</b>			<u>2,523</u>		<u>2,523</u>	
<b>Total U.S. Department of Human Services</b>			<u>2,523</u>		<u>2,523</u>	
<b>Total Federal Financial Assistance</b>			<u>\$ 2,314,549</u>	<u>\$ 50,631</u>	<u>\$ 2,181,956</u>	<u>\$ 50,631</u>

- (A) Included as part of "Nutrition Grant Cluster" in determining major programs.  
 (B) Included as part of "Special Education Grant Cluster" in determining major programs.  
 (C) The Food Donation Program is a non-cash, in kind, federal grant. Commodities are valued at fair market prices.  
 (D) Commingled with state and local revenue from sales of lunches; assumed expenditures were made on a first-in, first-out basis.  
 (E) This schedule was prepared on the cash basis of accounting.  
 (F) These funds are received directly from the U.S. Department of Education.



**Julian & Grube, Inc.**  
*Serving Ohio Local Governments*

333 County Line Rd. West, Westerville, OH 43082 Phone: 614.846.1899 Fax: 614.846.2799

**Report on Internal Control Over Financial Reporting and on Compliance  
and Other Matters Based on an Audit of Financial Statements  
Performed in Accordance With *Government Accounting Standards***

Board of Education  
Bucyrus City School District  
117 East Mansfield Street  
Bucyrus, Ohio 44820

We have audited the financial statements of the governmental activities, each major fund, and the aggregate remaining fund information of Bucyrus City School District as of and for the fiscal year ended June 30, 2007, which collectively comprise Bucyrus City School District's basic financial statements and have issued our report thereon dated November 30, 2007. We conducted our audit in accordance with auditing standards generally accepted in the United States of America and the standards applicable to financial audits contained in *Government Auditing Standards*, issued by the Comptroller General of the United States.

Internal Control Over Financial Reporting

In planning and performing our audit, we considered Bucyrus City School District's internal control over financial reporting as a basis for designing our auditing procedures for the purpose of expressing our opinions on the financial statements, but not for the purpose of expressing an opinion on the effectiveness of Bucyrus City School District's internal control over financial reporting. Accordingly we do not express an opinion on the effectiveness of Bucyrus City School District's internal control over financial reporting.

A control deficiency exists when the design or operation of a control does not allow management or employees, in the normal course of performing their assigned functions, to prevent or detect misstatements on a timely basis. A significant deficiency is a control deficiency, or combination of control deficiencies, that adversely affects Bucyrus City School District's ability to initiate, authorize, record, process or report financial data reliably in accordance with generally accepted accounting principles such that there is more than a remote likelihood that a misstatement of the Bucyrus City School District's financial statements that is more than inconsequential will not be prevented or detected by the Bucyrus City School District's internal control.

A material weakness is a significant deficiency, or combination of significant deficiencies, that results in more than a remote likelihood that a material misstatement of the financial statements will not be prevented or detected by Bucyrus City School District's internal control.

Board of Education  
Bucyrus City School District

Our consideration of internal control over financial reporting was for the limited purpose described in the first paragraph of this section and would not necessarily identify all deficiencies in internal control that might be significant deficiencies or material weaknesses. We did not identify any deficiencies in internal control over financial reporting that we consider to be material weaknesses, as defined above.

Compliance and Other Matters

As part of obtaining reasonable assurance about whether Bucyrus City School District's financial statements are free of material misstatement, we performed tests of its compliance with certain provisions of laws, regulations, contracts, and grant agreements, noncompliance with which could have a direct and material effect on the determination of financial statement amounts. However, providing an opinion on compliance with those provisions was not an objective of our audit, and accordingly, we do not express such an opinion. The results of our tests disclosed no instances of noncompliance or other matters that are required to be reported under *Government Auditing Standards*.

This report is intended solely for the information and use of the management and Board of Education of Bucyrus City School District and federal awarding agencies and pass-through entities, and is not intended to be and should not be used by anyone other than these specified parties.

A handwritten signature in cursive script that reads "Julian & Grube, Inc.".

Julian & Grube, Inc.  
November 30, 2007



**Julian & Grube, Inc.**  
*Serving Ohio Local Governments*

333 County Line Rd. West, Westerville, OH 43082 Phone: 614.846.1899 Fax: 614.846.2799

**Report on Compliance With Requirements Applicable to Each  
Major Program and on Internal Control Over Compliance  
in Accordance With OMB Circular A-133**

Board of Education  
Bucyrus City School District  
117 East Mansfield Street  
Bucyrus, Ohio 44820

Compliance

We have audited the compliance of Bucyrus City School District with the types of compliance requirements described in the U. S. Office of Management and Budget (OMB) *Circular A-133 Compliance Supplement* that are applicable to each of its major federal programs for the fiscal year ended June 30, 2007. Bucyrus City School District's major federal programs are identified in the summary of auditor's results section of the accompanying schedule of findings. Compliance with the requirements of laws, regulations, contracts and grants applicable to each of its major federal programs is the responsibility of Bucyrus City School District's management. Our responsibility is to express an opinion on Bucyrus City School District's compliance based on our audit.

We conducted our audit of compliance in accordance with auditing standards generally accepted in the United States of America; the standards applicable to financial audits contained in *Government Auditing Standards*, issued by the Comptroller General of the United States; and OMB Circular A-133, *Audit of States, Local Governments, and Non-Profit Organizations*. Those standards and OMB Circular A-133 require that we plan and perform the audit to obtain reasonable assurance about whether noncompliance with the types of compliance requirements referred to above that could have a direct and material effect on a major federal program occurred. An audit includes examining, on a test basis, evidence about Bucyrus City School District's compliance with those requirements and performing such other procedures as we considered necessary in the circumstances. We believe that our audit provides a reasonable basis for our opinion. Our audit does not provide a legal determination on Bucyrus City School District's compliance with those requirements.

In our opinion, Bucyrus City School District complied, in all material respects, with the requirements referred to above that are applicable to each of its major federal programs for the fiscal year ended June 30, 2007.

Board of Education  
Bucyrus City School District

Internal Control Over Compliance

The management of Bucyrus City School District is responsible for establishing and maintaining effective internal control over compliance with requirements of laws, regulations, contracts and grants applicable to federal programs. In planning and performing our audit, we considered Bucyrus City School District's internal control over compliance with the requirements that could have a direct and material effect on a major federal program in order to determine our auditing procedures for the purpose of expressing our opinion on compliance, but not for the purpose of expressing an opinion on the effectiveness of internal control over compliance. Accordingly, we do not express an opinion on the effectiveness of Bucyrus City School District's internal control over compliance.

A control deficiency in Bucyrus City School District's internal control over compliance exists when the design or operation of a control does not allow management or employees, in the normal course of performing their assigned functions, to prevent or detect noncompliance with a type of compliance requirement of a federal program on a timely basis. A significant deficiency is a control deficiency, or combination of control deficiencies, that adversely affects Bucyrus City School District's ability to administer a federal program such that there is more than a remote likelihood that noncompliance with a type of compliance requirement of a federal program that is more than inconsequential will not be prevented or detected by Bucyrus City School District's internal control.

A material weakness is a significant deficiency, or combination of significant deficiencies, that results in more than a remote likelihood that material noncompliance with a type of compliance requirement of a federal program will not be prevented or detected by Bucyrus City School District's internal control.

Our consideration of internal control over compliance was for the limited purpose described in the first paragraph of this section and would not necessarily identify all deficiencies in internal control that might be significant deficiencies or material weaknesses. We did not identify any deficiencies in internal control over compliance that we consider to be material weaknesses, as defined above.

This report is intended for the information and use of management and Board of Education of Bucyrus City School District and federal awarding agencies and pass-through entities, and is not intended to be and should not be used by anyone other than these specified parties.



Julian & Grube, Inc.  
November 30, 2007

**BUCYRUS CITY SCHOOL DISTRICT  
CRAWFORD COUNTY, OHIO**

**SCHEDULE OF FINDINGS  
OMB CIRCULAR A-133 § .505  
JUNE 30, 2007**

<b>1. SUMMARY OF AUDITOR'S RESULTS</b>		
<i>(d)(1)(i)</i>	<i>Type of Financial Statement Opinion</i>	Unqualified
<i>(d)(1)(ii)</i>	<i>Were there any material control weaknesses reported at the financial statement level (GAGAS)?</i>	No
<i>(d)(1)(ii)</i>	<i>Were there any other significant deficiencies in internal control reported at the financial statement level (GAGAS)?</i>	No
<i>(d)(1)(iii)</i>	<i>Was there any reported material noncompliance at the financial statement level (GAGAS)?</i>	No
<i>(d)(1)(iv)</i>	<i>Were there any material internal control weaknesses reported for major federal programs?</i>	No
<i>(d)(1)(iv)</i>	<i>Were there any significant deficiencies in internal control reported for major federal programs?</i>	No
<i>(d)(1)(v)</i>	<i>Type of Major Programs' Compliance Opinion</i>	Unqualified
<i>(d)(1)(vi)</i>	<i>Are there any reportable findings under §.510?</i>	No
<i>(d)(1)(vii)</i>	<i>Major Programs (listed):</i>	Title I CFDA #84.010; Safe and Drug Free Schools and Communities National Programs CFDA #84.184
<i>(d)(1)(viii)</i>	<i>Dollar Threshold: Type A/B Programs</i>	Type A: >\$300,000 Type B: all others
<i>(d)(1)(ix)</i>	<i>Low Risk Auditee?</i>	Yes

**BUCYRUS CITY SCHOOL DISTRICT  
CRAWFORD COUNTY, OHIO**

**SCHEDULE OF FINDINGS  
OMB CIRCULAR A-133 § .505  
JUNE 30, 2007**

**2. FINDINGS RELATED TO THE BASIC FINANCIAL STATEMENTS REQUIRED TO BE  
REPORTED IN ACCORDANCE WITH GAGAS**

None

**3. FINDINGS AND QUESTIONED COSTS FOR FEDERAL AWARDS**

None





**Mary Taylor, CPA**  
Auditor of State

**BUCYRUS CITY SCHOOL DISTRICT**

**CRAWFORD COUNTY**

**CLERK'S CERTIFICATION**

**This is a true and correct copy of the report which is required to be filed in the Office of the Auditor of State pursuant to Section 117.26, Revised Code, and which is filed in Columbus, Ohio.**

*Susan Babbitt*

**CLERK OF THE BUREAU**

**CERTIFIED  
JANUARY 10, 2008**