

**HAMILTON CITY SCHOOL DISTRICT**

**Butler County, Ohio**

**Audit Reports Required by  
Government Auditing Standards**

**June 30, 2002**





**Auditor of State  
Betty Montgomery**

Board of Education  
Hamilton City School District

We have reviewed the Independent Auditor's Report of the Hamilton City School District, Butler County, prepared by Clark, Schaefer, Hackett & Co. for the audit period July 1, 2001 through June 30, 2002. Based upon this review, we have accepted these reports in lieu of the audit required by Section 117.11, Revised Code. The Auditor of State did not audit the accompanying financial statements and, accordingly, we are unable to express, and do not express an opinion on them.

Our review was made in reference to the applicable sections of legislative criteria, as reflected by the Ohio Constitution, and the Revised Code, policies, procedures and guidelines of the Auditor of State, regulations and grant requirements. The Hamilton City School District is responsible for compliance with these laws and regulations.

A handwritten signature in black ink that reads "Betty Montgomery".

BETTY MONTGOMERY  
Auditor of State

March 11, 2003

**This Page is Intentionally Left Blank.**

# HAMILTON CITY SCHOOL DISTRICT

Butler County, Ohio

Financial Statements

For the Year Ended June 30, 2002

## Table of Contents

	<u>Page</u>
Independent Auditors' Report on Compliance and on Internal Control Over Financial Reporting Based on an Audit of Financial Statements Performed in Accordance with Government Auditing Standards	1 - 2
Independent Auditors' Report on Compliance with Requirements Applicable to Each Major Program and Internal Control Over Compliance in Accordance with OMB Circular A-133	3 - 4
Schedule of Expenditures of Federal Awards	5
Schedule of Findings and Questioned Costs	6 - 7
Schedule of Prior Audit Findings and Questioned Costs	8

**This Page is Intentionally Left Blank.**

Clark, Schaefer, Hackett & Co.  
CERTIFIED PUBLIC ACCOUNTANTS  
BUSINESS CONSULTANTS

Independent Auditors' Report on Compliance and on Internal Control over  
Financial Reporting Based on an Audit of Financial Statements Performed  
in Accordance with Government Auditing Standards

Board of Education  
Hamilton City School District  
Butler County, Ohio

We have audited the financial statements of the Hamilton City School District (the District) as of and for the year ended June 30, 2002 and have issued our report thereon dated December 20, 2002. We conducted our audit in accordance with auditing standards generally accepted in the United States of America and the standards applicable to financial audits contained in *Government Auditing Standards* issued by the Comptroller General of the United States.

Compliance

As part of obtaining reasonable assurance about whether the District's financial statements are free of material misstatement, we performed tests of its compliance with certain provisions of laws, regulations, contracts and grants, noncompliance with which could have a direct and material effect on the determination of financial statement amounts. However, providing an opinion on compliance with those provisions was not an objective of our audit and, accordingly, we do not express such an opinion. The results of our tests disclosed no instances of noncompliance that are required to be reported under *Government Auditing Standards*. However, we noted certain immaterial instances of noncompliance which we have reported to the management of the District in a separate letter dated December 20, 2002.

## Internal Control over Financial Reporting

In planning and performing our audit, we considered the District's internal control over financial reporting in order to determine our auditing procedures for the purpose of expressing our opinion on the financial statements and not to provide assurance on the internal control over financial reporting. Our consideration of the internal control over financial reporting would not necessarily disclose all matters in the internal control over financial reporting that might be material weaknesses. A material weakness is a condition in which the design or operation of one or more of the internal control components does not reduce to a relatively low level the risk that misstatements in amounts that would be material in relation to the financial statements being audited may occur and not be detected within a timely period by employees in the normal course of performing their assigned functions. We noted no matters involving the internal control over financial reporting and its operations that we consider to be material weaknesses. However, we noted certain other matters involving the internal control over financial reporting which we have reported to the management of the District in a separate letter dated December 20, 2002.

This report is intended for the information and use of management, the Board of Education and federal awarding agencies and pass-through entities and is not intended to be and should not be used by anyone other than these specified parties.

*Clark, Schaefer, Hackett PC.*

Middletown, Ohio  
December 20, 2002



Clark, Schaefer, Hackett & Co.  
CERTIFIED PUBLIC ACCOUNTANTS  
BUSINESS CONSULTANTS

Independent Auditors' Report on Compliance with Requirements Applicable to  
Each Major Program and Internal Control Over Compliance  
in Accordance with OMB Circular A-133

Board of Education  
Hamilton City School District  
Butler County, Ohio

Compliance

We have audited the compliance of Hamilton City School District (the District) with the types of compliance requirements described in the *U.S. Office of Management and Budget (OMB) Circular A-133 Compliance Supplement* that are applicable to each of its major federal programs for the year ended June 30, 2002. The District's major federal programs are identified in the summary of auditor's results section of the accompanying schedule of findings and questioned costs. Compliance with the requirements of laws, regulations, contracts and grants applicable to each of its major federal programs is the responsibility of the District's management. Our responsibility is to express an opinion on the District's compliance based on our audit.

We conducted our audit of compliance in accordance with auditing standards generally accepted in the United States of America; the standards applicable to financial audits contained in *Government Auditing Standards*, issued by the Comptroller General of the United States; and OMB Circular A-133, *Audits of States, Local Governments, and Non-Profit Organization*. Those standards and OMB Circular A-133 require that we plan and perform the audit to obtain reasonable assurance about whether noncompliance with the types of compliance requirements referred to above that could have a direct and material effect on a major federal program occurred. An audit includes examining, on a test basis, evidence about the District's compliance with those requirements and performing such other procedures as we considered necessary in the circumstances. We believe that our audit provides a reasonable basis for our opinion. Our audit does not provide a legal determination on the District's compliance with those requirements.

In our opinion, the District complied, in all material respects, with the requirements referred to above that are applicable to each of its major federal programs for the year ended June 30, 2002.

Internal Control Over Compliance

The management of the District is responsible for establishing and maintaining effective internal control over compliance with requirements of laws, regulations, contracts and grants applicable to federal programs. In planning and performing our audit, we considered the District's internal control over compliance with requirements that could have a direct and material effect on a major federal program in order to determine our auditing procedures for the purpose of expressing our opinion on compliance and to test and report on internal control over compliance in accordance with OMB Circular A-133.

Our consideration of the internal control over compliance would not necessarily disclose all matters in internal control that might be material weaknesses. A material weakness is a condition in which the design or operation of one or more of the internal control components does not reduce to a relatively low level the risk that noncompliance with applicable laws, regulations, contracts and grants that would be material in relation to a major federal program being audited may occur and not be detected within a timely period by employees in the normal course of performing their assigned functions. We noted no matters involving the internal control over compliance and its operation that we consider to be material weaknesses.

Our audit was made for the purpose of forming an opinion on the general purpose financial statements of the District taken as a whole. The accompanying Schedule of Expenditures of Federal Awards is presented for purposes of additional analysis as required by *U.S. Office of Management and Budget Circular A-133, Audits of State, Local Governments, and Non-Profit Organizations*, and is not a required part of the general purpose financial statements. The information in that schedule has been subjected to the auditing procedures applied in the audit of the general purpose financial statements and, in our opinion, is fairly presented in all material respects in relation to the general purpose financial statements taken as a whole.

This report is intended for the information of management, the Board of Education and federal awarding agencies and pass-through entities and is not intended to be and should not be used by any one other than these specified parties.

*Clark, Schaefer, Hackett PC.*

Middletown, Ohio  
December 20, 2002

HAMILTON CITY SCHOOL DISTRICT  
 Schedule of Expenditures of Federal Awards  
 For the Year Ended June 30, 2002

<u>Federal Pass Through Grantor Program Title</u>	<u>Federal CFDA#</u>	<u>Federal Receipts</u>	<u>Federal Disbursements</u>
<u>U.S. Department of Agriculture Passed Through State Dept. of Education</u>			
School Breakfast Program	10.553	377,840	377,840
In-Kind Commodities (a)	10.550	265,983	260,252
National School Lunch Program	10.555	<u>1,322,823</u>	<u>1,322,823</u>
Total Department of Agriculture		<u>1,966,646</u>	<u>1,960,915</u>
<u>U.S. Department of Health and Human Services Passed Through State Dept. of Education</u>			
Family Support Act	93.561	-	<u>11,882</u>
Total Department of Health and Human Services		-	<u>11,882</u>
High Tech Summer Camp	20.H60	<u>351</u>	<u>481</u>
Community Block Grant	14.218	<u>6,603</u>	<u>6,603</u>
Naval R.O.T.C.	12.300	<u>39,817</u>	<u>39,817</u>
Alternative Education Using H.B. 57 Funds	84.360	<u>31,125</u>	<u>21,216</u>
<u>U.S. Department of Education Passed Through State Dept. of Education</u>			
Adult and Community Education	84.002	193,646	201,303
Title I of ESEA	84.010	2,279,990	2,901,278
Title VI-B	84.027	1,137,602	1,110,349
Title VI-B Preschool	84.173	53,180	54,273
Vocational Education	84.048	207,352	202,240
Drug Free Schools	84.186	92,989	120,189
Emergency Immigrant Education Assisstance	84.162	4,100	2,829
Jacob Jarvis Grant	84.206	2,186	2,186
Christa McAuliffe Fellowship	84.215	-	1,358
Eisenhower Grant	84.281	43,464	44,103
Innovative Educ. Program Strategy	84.298	63,087	70,432
SERRC Through Hamilton County	84.324	2,750	2,750
Telecommunications Act Grant	84.286	10,399	14,705
Comprehensive School Reform	84.332	-	8,862
Reading Excellence	84.338	200,234	200,234
Class Size Reduction	84.340	632,986	376,756
Goals 2000	84.276	<u>82,463</u>	<u>131,628</u>
Total Department of Education		<u>5,006,428</u>	<u>5,445,475</u>
<b>Total Federal Awards</b>		<u>7,050,970</u>	<u>7,486,389</u>

(a) This is an estimated value provided by the District for donated foods.

**Schedule of Findings and Questioned Costs**

OMB Circular A - 133

Hamilton City School District

June 30, 2002

**MMAR - DEPENDENT COSTS**

(d)(1)(i)	<i>Type of Financial Statement Opinion</i>	Unqualified
(d)(1)(ii)	<i>Were there any material control weakness conditions reported at the financial statement level (GAGAS)?</i>	No
(d)(1)(ii)	<i>Were there any reportable control weakness conditions reported at the financial statement level (GAGAS)?</i>	No
(d)(1)(iii)	<i>Was there any reported noncompliance at the financial statement level (GAGAS)?</i>	No
(d)(1)(iv)	<i>Were there any material internal control weakness conditions reported for major federal programs?</i>	No
(d)(1)(iv)	<i>Were there any reportable internal control weakness conditions reported for major federal programs?</i>	No
(d)(1)(v)	<i>Type of Major Program Compliance Opinion</i>	Unqualified
(d)(1)(vi)	<i>Are there any reportable findings under sec. .510?</i>	No

(d)(1)(vii)	<i>Major Programs</i>	Title I, Class Size Reduction
(d)(1)(viii)	<i>Dollar Threshold: Type A\B programs?</i>	Type A: > \$300,000 Type B: all others
(d)(1)(ix)	<i>Low Risk Auditee</i>	Yes

2. FINDINGS RELATED TO THE FINANCIAL STATEMENTS  
REQUIRED TO BE REPORTED IN ACCORDANCE WITH GAGAS

NONE

3. FINDINGS AND QUESTIONED COSTS THAT REMAIN AWAY

NONE

**HAMILTON CITY SCHOOL DISTRICT**

Schedule of Prior Findings and Questioned Costs


June 30, 2002

Findings:

None

Questioned Costs:

None

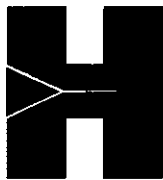


**HAMILTON**  
CITY SCHOOL  
DISTRICT  
Hamilton, Ohio



# **Comprehensive Annual Financial Report**

**For the Fiscal Year Ended  
June 30, 2002**




**HAMILTON**  
CITY SCHOOL  
DISTRICT

# BOARD OF EDUCATION



**Glenn Stitsinger, D.D.S.**  
*President*




**George N. Jonson, Esq.**  
*Vice-President*



**Larry Bowling**  
*Member*



**Susan Glynn**  
*Member*



**Anna Harvey**  
*Member*



**Janet Baker**  
*Superintendent*



**Robert A. Hancock, C.P.A.**  
*Treasurer*



**COMPREHENSIVE ANNUAL FINANCIAL REPORT**

of the

**HAMILTON CITY SCHOOL DISTRICT**

**HAMILTON! OHIO**

For the Fiscal Year Ended June 30, 2002

**BOARD OF EDUCATION**

Glenn Stitsinger, D.D.S.	President
George N. Jonson, Esq.	Vice President
Larry Bowling	Member
Susan Glynn	Member
Anna Harvey	Member

**SUPERINTENDENT OF SCHOOLS**

Janet Baker

**ISSUED BY**

**TREASURER'S OFFICE**

Robert A. Hancock, C.P.A.  
Treasurer



# **Introductory Section**

***Hamilton was named the  
#1 Urban School District in Ohio\****



Ohio Governor Bob Taft came to Hamilton High School to honor the school district for a job well done.

“Here in Hamilton you are getting the job done. You are leading the way,” Taft said.

**Hamilton City School District  
Comprehensive Annual Financial Report  
Fiscal Year Ended June 30, 2002**

**Table Of Contents**

Title Page	
Board Members	
<b>I. INTRODUCTORY SECTION</b>	
Table of Contents	i
Letter of Transmittal	v
GFOA Certificate of Achievement	xvi
ASBO Certificate of Excellence	xvii
Organizational Chart	xviii
Appointed Officials	xix
Consultants and Advisors	xx
<b>II. FINANCIAL SECTION</b>	
Independent Auditor's Report	1
General Purpose Financial Statements (Combined Statements - Overview):	
Combined Balance Sheet	
All Fund Types and Account Groups	4
Combined Statement of Revenues, Expenditures and Changes in Fund Balances	
All Governmental Fund Types and Expendable Trust Funds	6
Combined Statement of Revenues, Expenditures and Changes in Fund Balances	
Budget and Actual (Non-GAAP Budgetary Basis)	
All Governmental Fund Types and Expendable Trust Funds	8
Combined Statement of Revenues, Expenses and	
Changes in Retained Earnings/Fund Balances	
All Proprietary Fund Types and Nonexpendable Trust Funds	11
Combined Statement of Cash Flows	
All Proprietary Fund Types and Nonexpendable Trust Funds	12
Combined Statement of Revenues, Expenses and	
Changes in Retained Earnings/Fund Balance	
Budget and Actual (Non-GAAP Budgetary Basis)	
All Proprietary Fund Types and Nonexpendable Trust Funds	14
Notes to the Financial Statements	16

**Hamilton City School District  
Comprehensive Annual Financial Report  
Fiscal Year Ended June 30, 2002**

**Table Of Contents  
(Continued)**

**Combining and Individual Fund and Account Group Statements and Schedules:**

**Governmental Funds:**

**General Fund:**

Description of Fund	44
Schedule of Revenues, Expenditures and Changes in Fund Balance Budget and Actual (Non-GAAP Budgetary Basis)	45

**Special Revenue Funds:**

Description of Funds	49
Combining Balance Sheet All Special Revenue Funds	54
Combining Statement of Revenues, Expenditures and Changes in Fund Balances All Special Revenue Funds	60
Schedule of Revenues, Expenditures and Changes in Fund Balance Budget and Actual (Non-GAAP Budgetary Basis) By Individual Special Revenue Fund	66

**Debt Service Fund:**

Description of Fund	108
---------------------	-----

**Capital Project Funds:**

Description of Funds	109
Combining Balance Sheet All Capital Project Funds	110
Combining Statement of Revenues, Expenditures and Changes in Fund Balance All Capital Project Funds	112
Schedule of Revenues, Expenditures and Changes in Fund Balance Budget and Actual (Non-GAAP Budgetary Basis) By Individual Capital Project Fund	114

**Proprietary Funds:**

**Enterprise Funds:**

Description of Funds	121
Combining Balance Sheet All Enterprise Funds	122

**Hamilton City School District  
Comprehensive Annual Financial Report  
Fiscal Year Ended June 30, 2002**

**Table Of Contents  
(Continued)**

Combining Statement of Revenues, Expenses and Changes in Retained Earnings All Enterprise Funds	123
Combining Statement of Cash Flows All Enterprise Funds	124
Schedule of Revenues, Expenses and Changes in Retained Earnings Budget and Actual (Non-GAAP Budgetary Basis) By Individual Enterprise Fund	125
<b>Internal Service Funds:</b>	
Description of Funds	129
Combining Balance Sheet All Internal Service Funds	130
Combining Statement of Revenues, Expenses and Changes in Retained Earnings All Internal Service Funds	131
Combining Statement of Cash Flows All Internal Service Funds	132
Schedule of Revenues, Expenses and Changes in Retained Earnings/Fund Balance Budget and Actual (Non-GAAP Budgetary Basis) By Individual Internal Service Fund	133
<b>Fiduciary Funds:</b>	
<b>Trust and Agency Funds:</b>	
Description of Funds	135
Combining Balance Sheet All Fiduciary Funds	136
Statement of Changes in Assets and Liabilities Agency Funds	137
<b>Account Groups:</b>	
<b>General Fixed Assets Account Group:</b>	
Description of Account Group	138
Schedule of General Fixed Assets by Source	139
Schedule of General Fixed Assets by Function and Type	140
Schedule of Changes in General Fixed Assets by Function	141

**Hamilton City School District  
Comprehensive Annual Financial Report  
Fiscal Year Ended June 30, 2002**

**Table Of Contents  
(Continued)**

**III. STATISTICAL SECTION**

General Fund Expenditures by Function	144
General Fund Revenues by Source	146
Property Tax Levies and Collections Real and Public Utility Taxes	148
Assessed Valuation and Estimated Actual Value of Taxable Property	150
Property Tax Rates Direct and Overlapping Governments	152
Computation of Direct and Overlapping Debt	153
Computation of Legal Debt Margin	154
Property Value, Construction and Bank Deposits	155
Real and Tangible Personal Property Principal Taxpayers	156
Hamilton City Economic Base	157
General Fund Expenditures, Average Daily Membership and General Fund Cost Per Pupil	158
Cost to Educate a 2002 Graduate Hamilton City School District vs. State of Ohio Average	159
Student Demographic Information	160
Teaching Staff Demographic Information Breakdown by Education and Average Classroom Experience	161
Schedule of Insurance Policies In Force	162
Listing of Board Owned Property	163
Directory of Educational Services	164
Miscellaneous Demographic Information	165



December 28, 2002

To the Citizens and Board of Education of the Hamilton City School District:

The Comprehensive Annual Financial Report (CAFR) of the Hamilton City School District (District) for the fiscal year ended June 30, 2002, is hereby submitted. This report was prepared by the Treasurer's Office, and includes the unqualified opinion of our independent auditors, Clark, Schaefer, Hackett & Co. Responsibility for both the accuracy of the data, and the completeness and fairness of the presentation, including all disclosures, rests with the District. To the best of our knowledge and belief, the enclosed data are accurate in all material respects and are reported in a manner designed to present fairly the financial position and results of operations of the various funds and account groups of the District. All disclosures necessary to enable the reader to gain an understanding of the District's financial activities have been included. The CAFR conforms to generally accepted accounting principles applicable to governmental entities.

The CAFR is presented in three sections: introductory, financial, and statistical. The Introductory Section includes this transmittal letter, the District's organizational chart and a list of principal officials. The Financial Section includes the general purpose financial statements and the combining and individual fund and account group financial statements and schedules, as well as the auditor's report on the financial statements and schedules. The Statistical Section includes selected financial and demographic information, generally presented on a multi-year basis.

Copies of this report will be widely distributed throughout the District. A copy will be sent to all school buildings, the Chamber of Commerce, major taxpayers, Lane Public Library, Standard and Poor's financial rating service, banks, the District's business advisory council, and any other interested parties.

The District provides a full range of traditional and non-traditional educational programs and services. These include elementary and secondary curriculum offerings at the general, college preparatory and vocational levels; a broad range of co-curricular and extracurricular activities; adult and community education offerings; special education programs and community recreation facilities.

In addition to providing these general activities, the District acts as fiscal agent for state funds distributed to parochial schools located within the District boundaries. Therefore, this fiduciary responsibility is included in the reporting entity as a special revenue fund. The parochial schools served are St. Anns, St. Joseph, St. Julie Billiard, St. Peter-in-Chains, Immanuel Lutheran and Stephen T. Badin High School. While these organizations are similar in operations and services provided, each are separate and distinct entities whose financial statements are not included in this report.

The District's Board of Education also serves as the statutory overseer of the Lane Public Library (the Library). As provided by Ohio law, the Board of Education appoints trustees to the Library and approves the Library's annual tax budget. However, the District is not financially accountable for the activities of the Library. Furthermore, the District has only ministerial approval of the Library's tax budget and can not amend the budget. The trustees are charged with the responsibility of managing the Library's overall operations and the Library is a separate entity for financial reporting. Accordingly, the Library's financial position is not included in this report.

## ECONOMIC CONDITION AND OUTLOOK

The District services an area of 19.85 square miles. Approximately 98% of the area is in the City of Hamilton. The entire District is located in Butler County, and its boundaries generally correspond with the City of Hamilton, the county seat.

The City of Hamilton is located in southwestern Ohio, midway between Dayton and Cincinnati. It offers an abundant supply of productive resources and proximity to both national and international marketplaces. With nearly two-thirds of the total United States population, income, and manufacturing activity within overnight transportation of the region, Hamilton is considered a prime location for market oriented firms.

The unemployment rate for the city of Hamilton increased to 7.4% in June 2002, up 1.9% from 5.5% in June 2001 according to the Ohio Bureau of Employment Services. The nation's unemployment rate was 6.0% for June 2002. The unemployment rate for the state of Ohio in June 2002 was 5.8%. Employment in the state of Ohio was 5,636,600 in June 2002.

Hamilton's largest manufacturing industry is paper. The second largest industry is services due to the location of the Butler County Administrative Offices located in downtown Hamilton. The average weekly earnings for manufacturing fell in June 2002 to \$862.98 as compared to \$872.78 in June 2001.

## THE DISTRICT AND ITS FACILITIES

The District's enrollment has been slightly decreasing over the past several years. This year marks the seventh consecutive year that the District's enrollment has decreased. The District had an enrollment of 9,244 students compared to 9,381 students for the fiscal year that ended June 30, 2001.

The District's facilities include 14 neighborhood elementary schools, 3 junior high schools grades (7-9), 1 comprehensive high school grades (10-12), 1 alternative school, maintenance building, transportation facility, central food service warehouse, central office and several sports fields.

## ORGANIZATION OF THE DISTRICT

The Board of Education of the Hamilton City School District (the Board) is a five member body politic and corporate, as defined by Section 3313.02, Ohio Revised Code. The Board serves as the taxing authority, contracting body, policy maker, and ensures that all other general laws of the State of Ohio are followed in the expenditure of the District's tax dollars, and approves the annual appropriation resolution and tax budget.

The Board members represent a cross section of professions found in Hamilton. The Board members on June 30, 2002 were as follows:

<b>Board Member</b>	<b>Service as a Board Member</b>		<b>Profession</b>
	<b>Began</b>	<b>Expires</b>	
Glenn Stitsinger, D.D.S., President	01/01/86	12/31/05	Dentist
George N. Jonson, Esq., Vice-President	01/01/82	12/31/05	Lawyer
Larry Bowling, President	01/01/88	12/31/03	Insurance Agent
Susan Glynn	01/01/00	12/31/03	Former Teacher
Anna Harvey	01/01/02	12/31/05	Customer Service Representative



The Superintendent is the chief executive officer of the District, responsible directly to the Board for all education and support operations. Mrs. Janet Baker was appointed Superintendent on June 16, 1992. Mrs. Baker has been in the education profession for 32 years; 3 years as a teacher, and 29 years in administration. Mrs. Baker has a BS in Education from Miami University and a ME from Eastern Kentucky University, and has taken several semester hours of education beyond a master's degree.

The Treasurer is the chief financial officer of the District, responsible directly to the Board for maintaining all financial records, issuing all payments, maintaining custody of all District funds and assets, and investing idle funds as specified by Ohio Law. Mr. Robert A. Hancock, CPA was appointed Treasurer on October 11, 1993. Mr. Hancock, a Certified Public Accountant, has been in the government finance profession for 18 years; 4 years in the government auditing profession, and 14 years as a school district treasurer. Mr. Hancock has a BA with majors in Accounting and Business from Bluffton College.

## **EMPLOYEE RELATIONS**

The District currently has approximately 1,050 full-time and part-time employees. During the 2001 fiscal year the District paid from its General Fund \$35,552,113 in salaries and wages, and \$9,989,845 in fringe benefits such as retirement contributions, workers' compensation, life insurance, health insurance and tuition reimbursement. General Fund cash expenditures totaled \$56,325,838 with salaries and fringe benefits totaling \$45,541,958 or 80.85%.

There are five organizations representing District employees. During 2002, the Board successfully concluded negotiations with all five labor organizations on two year agreements for wages and fringe benefits. Wage agreements reached for the two year period through June 30, 2004 or July 31, 2004, as applicable, included increases of 5.0% per year.

The District's administrators are represented by the Hamilton City Organization of School Administrators and Supervisors (HCOSAS). District teachers and educational specialists are represented for collective bargaining purposes by the Hamilton Classroom Teachers Association (HCTA). Classified employees are represented by three bargaining units depending on the position held with the District. They are as follows:

- A) Bus drivers are represented by the Ohio Association of Public School Employees Chapter 711 (OAPSE 711).
- B) Clerical staff are represented by the Ohio Association of Public School Employees Chapter 151 (OAPSE 151).
- C) The District's maintenance and food service employees are represented by the American Federation of State Municipal and County Employees (AFSCME 468).

## **SERVICES PROVIDED**

The District provides a wide variety of educational and support services as mandated by the Ohio Revised Code or Board directives. The District's fleet of buses provides transportation services to public and parochial students. Many of the District's students walk to school due to the proximity of neighborhood schools to student population centers.

The food service department serves meals daily at the District's seventeen school lunchrooms. This is accomplished by the District's food service department, which operates a central warehouse for federal commodities and bulk purchase food items.

In addition to transportation and school lunch support services offered children in the District, they also receive guidance, psychological, and health services free of charge. The guidance services are designed to help a student match their natural skills with vocational and/or academic programs to help them achieve their full potential in life. Psychological services offer a wide variety of help to students ranging from early developmentally handicapped identification to drug and behavior counseling. Health services provide limited medical services free of charge to many of Hamilton's youths who otherwise would be unable to have access to these basic needs.

At the center of the District's services are the instructional programs. The District offers regular instructional programs daily to students grades kindergarten through twelve. The District serves students with an interest in specific trades through vocational education. Children who need individual instruction, who are physically or mentally handicapped, or who are academically gifted are also served by the District. These students receive service through the wide array of special education programs offered in the District.

Programs are also offered to adults in the community through the adult education and adult basic education programs. These programs are designed to offer continuing education to non traditional students and to help adults obtain a high school diploma.

Finally, there are several academic and athletic programs, which students can participate in to provide a number of enriching experiences. Many lessons and activities provide a lifetime of memories to Hamilton's students.

## **MAJOR INITIATIVES AND EVENTS – 2002**

### **Celebrating a Decade of Progress**

The Hamilton City School District began the 2001 – 2002 school year with its Celebration of Progress. Janet Baker, a life-long resident of Hamilton, began her 10<sup>th</sup> year as Superintendent of the Hamilton City Schools. The progress the district has made under her leadership is unequalled. Academic achievement has improved significantly evidenced by the district moving up eight indicators on the state report card in just a short two-year period. Hamilton scores are at the top of their state comparison group on the ninth grade proficiency test.

### **President Bush signs Landmark Education Bill at Hamilton High School**

The eyes of America were focused on Hamilton and Hamilton High School as President George W. bush signed a landmark education bill into law on January 8, 2002. His \$26.5 billion Education Bill, called "No Child Left Behind", was witnessed by over 2,000 students, teachers, parents, business and community members and was broadcast live throughout the nation. Congressman John Boehner, architect of the H.R. 1 education bill, was instrumental in selecting Hamilton High School as the site for this signing. President Bush shared his passion for education as he said that he chose to sign this bill in "one of the most important places in America – a public school."

### **State Superintendent and School District Hosted Community Education Conversation**

In March 2002, Ohio State Superintendent Dr. Susan Tave Zelman, visited Hamilton High School where over 350 teachers, parents and community members held lively discussion on accountability, assessment, teacher quality, content standards and literacy. Dr. Zelman was extremely complimentary about the success of the forum and featured Hamilton in her monthly newsletter. The ideas generated were taken back to Columbus and shared with the Ohio Department of Education staff members and key education policy makers.

### **Hamilton Ranked #1 Urban School District in the State**

The Hamilton City School District was named the top-rated urban school district in Ohio, according to the New Ohio Institute, a Toledo-based think tank. Hamilton has shown more academic progress during the last two years than three-fourths of all Ohio school districts improving in 23 of the 27 indicators on the state report card. Hamilton received an "excellent" rating for its progress.

### **Ohio Governor Taft Visits District to Commend Academic Progress**

Ohio Governor Bob Taft came to Hamilton High School to honor the school district for a job well done. "Here in Hamilton, you are getting the job done. You are leading the way," Taft said. Together you are shaping Ohio's future by helping our children succeed." Governor Taft also praised the district for its strong participation in his

OhioReads Program. He saluted the over 400 volunteers who participated in all 14 elementary schools by helping students improve reading skills.

### **Superintendent Wins Jennings Foundation Award Scholarship**

Superintendent Janet Baker received the 2002 Ohio Superintendent Outstanding Performance Award from the Martha Holden Jennings Foundation. The district received \$20,000 to purchase books for Hamilton High School's media center as part of Baker's Award. She chose to support her passion for reading by buying the books for students as encouragement to read.

### **Facilities Master Plan Continues**

Phase I of Hamilton High School was completed in time for President George W. Bush's visit in January. The new media center was opened for students, staff and community members to use for research papers, projects and leisure reading. Five new classrooms, a new math computer lab, a new foreign language lab, career development area and a community room were part of the Phase I addition. The former media center was converted into four classrooms.

Close to 4,600 student desks and over 4,000 student chairs were delivered to the 14 elementary schools. Crews worked over holiday breaks to move the student desks and chairs into the classrooms. Over 60 tables were delivered for kindergarten classrooms. Over 350 teacher packs were also delivered for our elementary schools. The teachers' packs included a desk, two drawer file cabinet, a chair and computer table.

The 15 month project to completely renovate Garfield Junior High School began with the former library media center being converted into classrooms. The second phase of the project included 14 renovated classrooms, each featuring improved lighting, new ceiling, floor and classroom furniture. The media center was relocated to the first floor and features a new computer lab. The Life Skills classroom features six new fully equipped kitchens.

### **Freshman School Groundbreaking Held**

The Hamilton City School District held a groundbreaking celebration for the new Freshman School. The school will be built at the corner of North West Washington Blvd. and West Elkton Road. It will open for the 2004-2005 school year. The school will be two stories and all visitors will enter into a reception area. The media center will be located in the front of the building. All public portions of the building, such as the gymnasium, will be housed in one area with separate event entrances.

## **MAJOR INITIATIVES FOR THE FUTURE**

### **Student Progress**

The district is committed to continue its success in the area of student achievement. We will continue to track individual student progress which allows principals and teachers to decide appropriate intervention activities that will facilitate individual student success.

### **School Facilities**

The district will continue to work with the Ohio School Facilities Commission to update and replace our aging school buildings. Phase II of Hamilton High School will begin as well the continuation of the renovation to Garfield Junior High School to transform it to a grade 7-8 building.

The Freshman School will be the first new building constructed in 45 years. This school is scheduled to be open for the 2004-2005 school year, placing 700 ninth grade (freshman students) together as one class before moving them to Hamilton High School.

## **DEPARTMENTAL FOCUS**

The Instruction Department, under the direction of Assistant Superintendent Barbara Fuerbacher, has provided the roadmap for improved student academic success. The department has adopted courses of study and has aligned the curriculum to state standards in a successful effort to improve test scores on the state report card. Through the hard work and dedication of the four subject specialists in Math, Language Arts, Science and Social Studies, students have achieved greater academic success. Barb Fuerbacher and Kathy Leist, Director of Continuous Improvement, have made a commitment to staff development. Over 400 staff participants have been trained in a variety of staff development and workshops.

We commend Mrs. Fuerbacher and Mrs. Leist and their staff on an excellent job.

## **FINANCIAL INFORMATION**

The District's accounting system is organized on a "fund" basis. Each fund and account group is a distinct, self-balancing accounting entity. Records for general governmental operations are maintained on a cash basis system of accounting as prescribed by the Auditor of State. Cash basis accounting differs from generally accepted accounting principles (GAAP) as promulgated by the Governmental Accounting Standards Board (GASB). GAAP, as more fully described in the notes to the financial statements, provides for a modified accrual basis of accounting for the general fund, special revenue funds, debt service fund, capital project funds, expendable trust fund and for full accrual basis of accounting for all other funds. The Board approved a conversion to GAAP for financial reporting beginning with the 1990 fiscal year.

### **Internal Controls**

Management is responsible for establishing and maintaining an internal control structure designed to ensure that the assets of the District are protected from loss, theft or misuse. These controls also ensure that adequate accounting data are compiled to allow for the preparation of financial statements in conformity with generally accepted accounting principles. The internal control structure is designed to provide reasonable, but not absolute, assurance that these objectives are met. The concept of reasonable assurance recognizes that: (1) the cost of control should not exceed the benefits likely to be derived from its implementation; and (2) the valuation of cost and benefits requires estimates and judgments by management.

### **Single Audit Act**

As a recipient of federal and state financial assistance, the District is responsible for ensuring that an adequate internal control structure is in place to ensure compliance with applicable laws and regulations related to those programs. This internal control structure is subject to periodic evaluation by management of the District.

As part of the District's single audit, tests are made to determine the adequacy of the internal control structure, including that portion related to federal financial assistance programs, as well as to determine that the District has complied with applicable laws and regulations. The results of the District's single audit for the fiscal year ended June 30, 2002 provided no instances of material weaknesses in the internal control structure or significant violations of applicable laws and regulations.

### **Budgetary Controls**

The District maintains its accounts, appropriations and other financial records in accordance with the procedures established and prescribed by the Auditor of State. The objective of these budgetary controls is to ensure compliance with legal provisions embodied in the annual appropriation resolution approved by the Board of Education. Activities of all funds are included in the annual appropriation resolution. The level of budgetary control (that is, the level at which expenditures cannot legally exceed the appropriated amount) is established by function and object of expenditure within an individual fund. The District also maintains an encumbrance accounting system to assist in budgetary control. Unencumbered appropriations lapse at year-end. Encumbered amounts at year-end are carried forward to succeeding years and not re-appropriated. As demonstrated by the statements and schedules included in the financial section of this report, the District continues to meet its responsibility for sound financial management.

In order to comply with Ohio budgetary law, the School District Amends the appropriations during the last week of the fiscal year. Since little or no financial transactions are completed after this amendment, the budget versus actual variance is typically insignificant. Amendments are properly approved in accordance with Ohio law.

### General Governmental Functions

The General Fund is the general operating fund of the District, used to account for all revenues and expenditures not required to be accounted for in another fund.

The following schedule presents a summary of the General Fund revenues for the fiscal year ended June 30, 2002 with increases (decreases) from the fiscal year ended June 30, 2001:

Revenues	FY-2002 Amount	Percent of Total	FY-2001 Amount	Increase/ Decrease From FY-2001	Percent of Increase (Decrease)
Taxes	\$18,065,173	32.30%	\$19,503,988	\$(1,438,815)	(7.38)%
Tuition	659,125	1.18	650,670	8,455	1.30
Earnings on Investments	641,846	1.15	979,892	338,046	(34.50)
Other Local Revenues	307,832	.55	343,190	35,358	10.30
Intergovernmental	36,255,905	64.82	35,301,605	954,300	2.70
<b>Total</b>	<b>\$55,929,881</b>	<b>100.00%</b>	<b>\$56,779,345</b>	<b>\$(849,464)</b>	<b>(1.50)%</b>

The decrease in tax revenue, was caused primarily by the transfer of three inside mills from the General Fund to the Permanent Improvement Fund. This move provides a needed revenue source for ongoing building maintenance and capital outlay needs which will take pressure off the expenditure side of the General Fund as well.

Earnings on investments were down from FY-2001 due to low interest rates and lower balances to invest as compared to the prior year.

The following schedule presents a summary of General Fund expenditures for the fiscal year ended June 30, 2002 with increases (decreases) from the fiscal year ended June 30, 2001:

EXPENDITURES	FY-2002 AMOUNT	PERCENT OF TOTAL	INCREASE (DECREASE) FROM FY-2001	PERCENT OF INCREASE (DECREASE)
Instruction	\$32,485,593	57.87%	\$849,182	2.68%
Pupil Support	4,334,458	7.72	95,442	2.25
Instructional Staff	2,836,667	5.05	374,607	15.22
Board of Education	217,940	.39	30,319	16.16
Administration	3,903,564	6.95	102,990	2.71
Fiscal	934,570	1.66	(47,310)	(4.82)
Business	576,139	1.03	(145,565)	(20.17)
Operations & Maintenance	6,908,000	12.31	479,292	7.46
Pupil Transportation	2,083,505	3.71	(151,579)	(6.78)
Central Office	601,708	1.07	(85,817)	(12.48)
Non-instructional Services	602	0.00	(8,528)	(93.41)
Extracurricular	665,420	1.19	17,446	2.69
Capital Outlay	300,354	.54	(23,979)	(7.39)
Debt Service	287,924	0.51	(5,000)	(1.71)
<b>Total</b>	<b>\$56,136,444</b>	<b>100.00</b>	<b>\$1,481,500</b>	<b>2.71%</b>

General Fund expenditures increased by 2.71% FY-2002 as compared to FY-2001. Overall, this increase is 1.52% less than the increase of 4.23% experienced in FY-2001.

Instructional expenditures increased 2.68% in FY-2002 as compared to FY-2001 which is representative of inflationary increases.

Pupil Support accounts for those services that the district provides to assist the student in the learning process. This category increased by \$95,442 or 2.25% which again is very close to inflationary increases that we would expect to occur.

Instructional Staff increased \$374,607 or 15.22% due to increased staffing and salary schedule increases that reflect the districts effort to continually improve instructional quality.

The increase of \$30,319 or 16.16% in Board of Education expenditures is attributable to additional legal fees incurred due to labor negotiations. It should be noted that elected members of the Hamilton City School Board have chosen to serve without compensation.

Administration costs increased 2.71% over FY-2001 primarily due to salary schedule increase as a result of negotiations with our employee groups.

Fiscal services decreased \$47,310 or 4.82% in FY-2002 as compared to the prior fiscal year. This decrease was caused by fewer fees for tax collection being allotted to the General due to 3 mills of our tax rate being allocated to the permanent improvement fund.

Business costs decreased \$145,565 or 20.17% in FY-2002. These decreases were caused by a reduction in clerical substitute costs and supplies & materials costs.

Operations and Maintenance costs were impacted by salary and fringe benefits cost increases along with an increase in the cost of supplies. In FY-2002 we experienced an increase of \$479,292 or 7.46% as compared to the prior fiscal year. The area of repairs in this line item contributed a significant portion of the increase with salary and fringe benefits equally sharing the remainder of the increase.

Pupil Transportation costs decreased by \$151,579 primarily due to lower fuel costs and fewer buses being replaced.

Central office expenditures were down \$85,817 or 12.48% primarily due to lower salaries and fringe benefits costs due in part to employee salaries being funded by the a state grant.

Extracurricular expenditures were up \$17,446 or 2.69% due to increased salaries and fringe benefits per our negotiated agreements.

Capital Outlay expenditures decreased by \$23,979 or 7.39 % which is a function of administrative decisions to reduce capital expenditures.

Debt Service payments were \$5000 lower than FY-2001 due to retirement of our first energy conservation debt in 2001.

### **General Fund Balance**

The General Fund balance decreased by \$2,758,400 from fiscal year 2001. The General Fund total accumulated deficit at June 30, 2002 of (\$29,750) (GAAP basis) reflects the accumulated excess of expenditure and other financing uses over revenue and other financing sources that the District has experienced over the last several years.

The District is continually monitoring and evaluating the financial situation including various methods to reduce the level of expenditure.

## **Special Revenue Funds**

Special Revenue Funds account for certain revenue sources, primarily program grants and entitlements, restricted by law or other formal actions to expend for a specific purpose. For the fiscal year ended June 30, 2002, Special Revenue Funds had combined revenues of \$11,376,745 and expenditures of \$12,604,185. The overall fund balance for special revenue funds decreased by \$1,204,069 to \$542,018.

## **Debt Service Fund**

Debt Service Funds account for the revenue sources, primarily taxes or transfers from the general fund, and expenditures in the form of principal and interest required to retire district debt. For the fiscal year ended June 30, 2002 the Debt Service Fund had revenue totaling \$3,861,486 and expenditures totaling \$3,830,138. The overall fund balance as of June 30, 2002 was \$701,077.

## **Capital Projects Funds**

Combined capital projects revenue was \$2,520,101 while combined expenditures were \$8,682,264 in FY-02. The fund balance as of June 30, 2002 was \$36,768,473. The primary source of funds is the May 1999 Bond Levy proceeds located in the construction fund.

## **Fiduciary Fund Types**

Expendable Trust Funds of the District represent grants to help needy children purchase necessities (glasses, coats, shoes, medicines, etc.) and memorial funds.

## **Enterprise Funds**

Enterprise funds are used to account for operations, which are similar to activities found in the private sector. The District tracks the profit or loss of these operations. The enterprise operations had total net loss in fiscal 2002 of \$(135,321). This is a decrease of \$39,523 in net loss from fiscal 2001. The loss is caused by the uniform school supply fund due to indigent students to which we provide workbooks.

## **Internal Service Funds**

Internal service funds are used to account for the financing of services by one department to another department on a cost reimbursement basis. The internal service funds generated a net income of \$8,332 during fiscal 2002 as compared to fiscal 2001, which had a net income of \$1,604.

## **General Fixed Assets**

The General Fixed Assets of the District are used to carry on the main educational and support functions of the District and are not financial resources available for expenditure. The total general fixed assets at June 30, 2002 were \$63,933,251. This is an increase of \$7,815,174 primarily due to expenditures from our construction fund. These assets were accounted for at historical cost. Depreciation is not recognized on general fixed assets. For insurance purposes it has been actuarially estimated that the "replacement cost" of these general fixed assets would be in excess of \$136,800,000.

## **Debt Administration**

As of June 30, 2002 the District had \$44,790,000 in general obligation bonds and \$1,000,000 in energy conservation notes outstanding and \$450,00 in Bond Anticipation Notes Payable. The community approved a 4.4 mill 23-year tax levy on May 4, 1999 for the purpose of building renovations and additions. This levy approval generated \$45,000,000 in revenue for these improvements and additions.

The overall direct debt limitation for the District is \$72,518,262. This represents 9% of the assessed valuation of the District. A separate debt limitation is calculated for energy conservation measures. This limitation is 0.9% of the assessed valuation of the District, or \$7,251,826. The District is well within its limitations on all types of

debt issues currently outstanding. Details in arriving at the District's debt limitations can be found on page 130 of the Statistical Section.

### **Risk Management**

The District continues to protect its assets through a comprehensive insurance program. For the year, insurance coverage for property, liability, and vehicles was provided by commercial insurance carriers.

The District also provides health and life insurance to all eligible employees. Health insurance, including medical, dental, and vision coverage, is currently provided on a self-insurance basis. The coverage is administered by CoreSource which provides claims review and processing services. Life insurance coverage is provided by a commercial insurance carrier.

### **Cash Management**

The District has an aggressive cash management program expediting the receipt of revenues and prudently investing available cash. Funds are invested in certificates of deposit, the Ohio State Treasurer's Investment Pool (STAR Ohio), or in United States Government securities. Total interest earned during fiscal 2002 was \$1,502,725, a decrease of \$2,087,774 from fiscal 2001. This decrease was caused by lower balances to invest primarily due to spending related to the construction program. Lower interest rates also contributed to the decrease.

The District's investment policy is to minimize credit and market risk while maintaining a competitive yield on its portfolio. All investments are spread among available investment options to insure maximum interest rates. Deposits were either insured by federal depository insurance or collateralized. All collateral on deposits met minimum state requirements. Investments held by the District during the year and at June 30, 2002 are classified in the categories of lowest to middle credit risk as defined by the Governmental Accounting Standards Board (see Note 5 in the Notes to the Financial Statements for further explanation of risk categories).

## **OTHER INFORMATION**

### **Awards:**

#### **GFOA Certificate of Achievement**

The Government Finance Officers Association of the United States and Canada (GFOA) awarded a Certificate of Achievement for Excellence in Financial Reporting to the Hamilton City School District for its Comprehensive Annual Financial Report for the fiscal year ended June 30, 2001. In order to be awarded a Certificate of Achievement, a government must publish an easily readable and efficiently organized comprehensive annual financial report. This report must satisfy both generally accepted accounting principles and applicable legal requirements.

A Certificate of Achievement is valid for a period of one year only. We believe that our current comprehensive annual financial report continues to meet to the Certificate of Achievement Program's requirements, and we are submitting it to the GFOA to determine its eligibility for another certificate.

#### **ASBO Certificate of Excellence**

The Association of School Business Officials International (ASBO) awarded a Certificate of Excellence on Financial Reporting for the fiscal year ended June 30, 2001 to the District. This is the tenth consecutive year the District has received this award. This award certifies that the Comprehensive Annual Financial Report for the fiscal year ended June 30, 2001 substantially conforms to the principles and standards financial reporting as recommended and adopted by the Association of School Business Officials. This award is granted only after an intensive review of the financial report by an expert panel of certified public accountants and practicing school business officials. Management believes the Comprehensive Annual Financial Report for the fiscal year ended June 30, 2002, which will be submitted to ASBO for review, will again conform to ASBO's principles and standards as well.



## Independent Audit


State statutes require an annual audit by independent accountants or the State Auditor's Office. Clark, Schaefer, Hackett & Co. conducted the District's 2002 fiscal year audit. In addition to meeting the requirements set forth in state statutes, the audit also was designed to meet the requirements of the Federal Single Audit Act as amended in 1996 and related OMB Circular A-133. The auditor's report on the general purpose financial statements and combining and individual fund statements and schedules is included in the financial section of this report.

## Acknowledgments

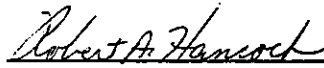
The preparation and publication of this report on a timely basis could not have been possible without the cooperation of the entire Treasurer's Department. A special note of appreciation is extended to the District's Accountant, James Clark, CPA, for his individual efforts in preparing this report.

And finally, this report would not have been possible without the support and interest of the Board. Without their leadership and commitment to excellence this report would not be possible.

Sincerely,



Janet Baker  
Superintendent



Robert A. Hancock, CPA  
Treasurer

# Certificate of Achievement for Excellence in Financial Reporting

Presented to

Hamilton City School  
District, Ohio

For its Comprehensive Annual  
Financial Report  
for the Fiscal Year Ended  
June 30, 2001

A Certificate of Achievement for Excellence in Financial Reporting is presented by the Government Finance Officers Association of the United States and Canada to government units and public employee retirement systems whose comprehensive annual financial reports (CAFRs) achieve the highest standards in government accounting and financial reporting.



*Thomas A. Curre*  
President

*Jeffrey L. Essler*  
Executive Director

**ASSOCIATION OF SCHOOL BUSINESS OFFICIALS  
INTERNATIONAL**



This Certificate of Excellence in Financial Reporting is presented to

**HAMILTON CITY SCHOOL DISTRICT**

For its Comprehensive Annual Financial Report (CAFR)  
For the Fiscal Year Ended June 30, 2001

Upon recommendation of the Association's Panel of Review which has judged that the Report substantially conforms to principles and standards of ASBO's Certificate of Excellence Program

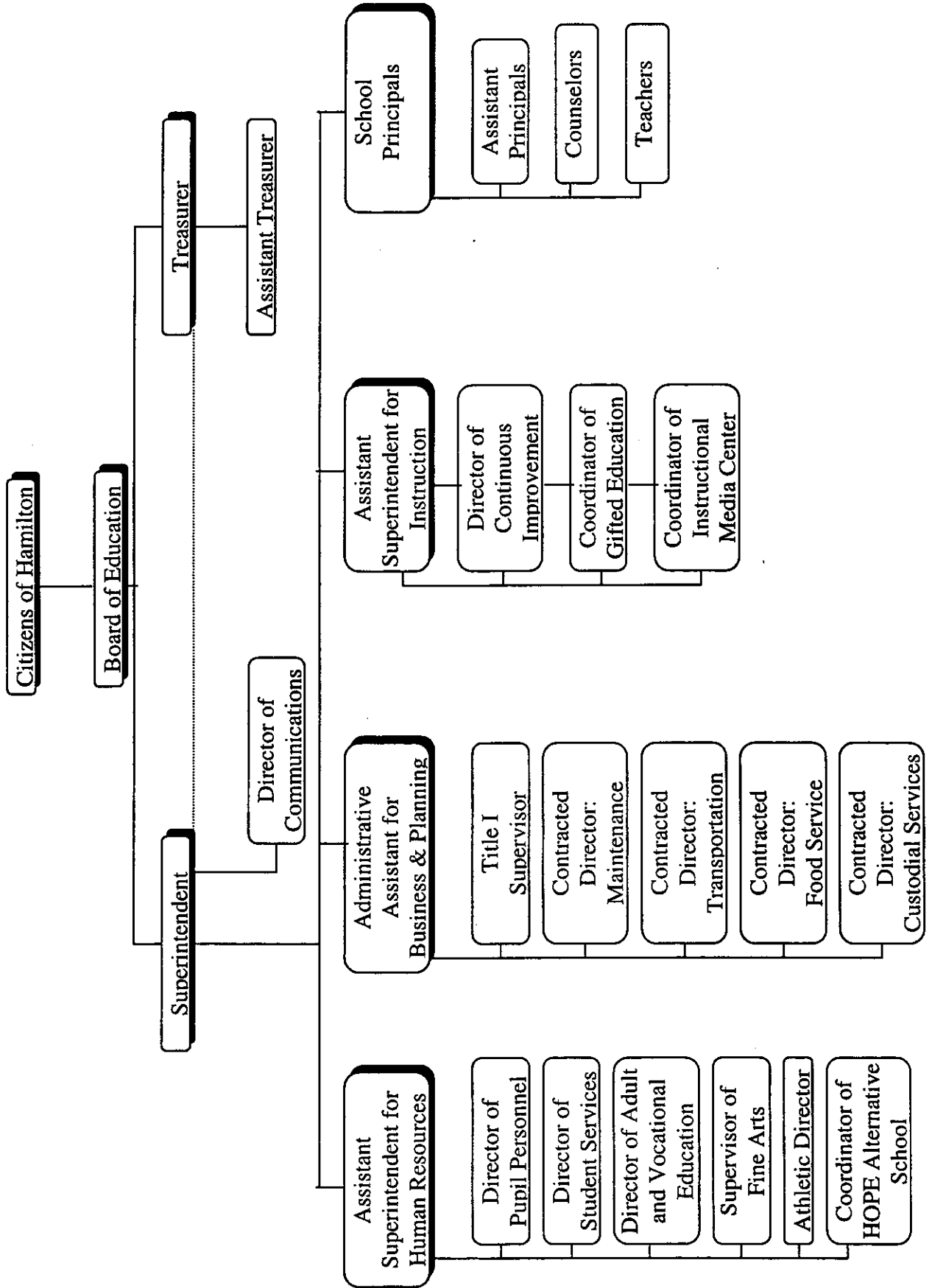
*Clark J. Gohbell*

President

*Ernest W. Nissen*

Executive Director

# Hamilton City School District Organizational Chart



**Hamilton City School District  
Appointed Officials**

<u>Official</u>	<u>Title</u>
Mrs. Janet Baker	Superintendent
Mr. Robert A. Hancock	Treasurer
Mr. Tom Alf	Assistant Superintendent for Human Resources
Mrs. Barbara Fuerbacher	Assistant Superintendent of Instructional Services
Dr. Everett Mann	Administrative Director of Business Affairs and State and Federal Programs
Mrs. Joni Copas	Director of Communications
Mrs. Kathleen Donoff	Director of Pupil Personnel
Mrs. Kathy Leist	Director of Continuous Improvement
Mrs. Judy Carnes	Director of Student Services
Mrs. Joan Avery	Title I Supervisor
Mr. Herbert Dietz	Director of Adult and Vocational Education
Mr. Laurin Sprague	Supervisor of Fine Arts
Mr. Lawrence E. Loos	Assistant Treasurer
Mr. John Ross	Athletic Director
Mr. Mike Burns	Director of Custodial Services
Mr. Jerry Dolph	Director of Maintenance
Mrs. Beverly Martin	Director of Transportation
Mrs. Linda Vaupel	Director of Food Service
Mr. Clair Brustkern	Coordinator of Instructional Media Center
Mrs. Sue Clover	Coordinator of Gifted Education

**Hamilton City School District  
Consultants and Advisors  
As of June 30, 2002**

---

**Architect**

Steed-Hammond-Paul  
82 Williams Avenue  
Hamilton, Ohio 45011

**Bond Council**

Peck, Shaffer, & Williams  
201 E. Fifth Street, Suite 900  
Cincinnati, Ohio 45202

**Independent Auditor**

Clark, Schaefer, Hackett, & Co.  
160 N. Briel Blvd  
Middletown, Ohio 45042

**Investment Counselor**

Seasongood & Mayer  
414 Walnut Street  
Cincinnati, Ohio 45202

**Legal Council**

Ennis, Roberts, & Fischer  
Attorneys at Law  
121 West Ninth Street  
Cincinnati, Ohio 45202

Scheper & McGowan  
2 South Third Street  
Hamilton, Ohio 45011

**Official Depositories**

Fifth Third Bank  
200 North Brookwood Avenue  
Hamilton, Ohio 45013

First Financial Bank  
High and Third Streets  
Hamilton, Ohio 45011

KeyBank, N.A.  
Second and High Streets  
Hamilton, Ohio 45011

U. S. Bank, N.A. Butler County  
High and Journal Square  
Hamilton, Ohio 45011

State Treasury Asset Reserve of Ohio  
1228 Euclid Avenue  
Cleveland, Ohio 44115


**Health Insurance-3rd Party Administrator**

J. F. Molloy & Associates, Inc.  
8909 Purdue Road, Suite 100  
Indianapolis, IN 46268



# **Financial Section**

## ***New Hamilton High School Phase I***



- Relocated Entrance
- Community Room
- Career Development Area
- Media Research Center
- New Math Computer Lab
- New Foreign Language Lab
- 5 Additional Math Classrooms

**This Page is Intentionally Left Blank.**



**Independent Auditors' Report**

The Board of Education  
Hamilton City School District  
Hamilton, Ohio

We have audited the accompanying general purpose financial statements of the Hamilton City School District (the District) as of and for the year ended June 30, 2002 as listed in the table of contents. These general purpose financial statements are the responsibility of the District's management. Our responsibility is to express an opinion on these general purpose financial statements based on our audit.

We conducted our audit in accordance with auditing standards generally accepted in the United States of America and the standards applicable to financial audits contained in *Government Auditing Standards*, issued by the Comptroller General of the United States. Those standards require that we plan and perform the audit to obtain reasonable assurance about whether the general purpose financial statements are free of material misstatement. An audit includes examining, on a test basis, evidence supporting the amounts and disclosures in the general purpose financial statements. An audit also includes assessing the accounting principles used and significant estimates made by management, as well as evaluating the overall general purpose financial statement presentation. We believe that our audit provides a reasonable basis for our opinion.

In our opinion, the general purpose financial statements referred to above present fairly, in all material respects, the financial position of the District, as of June 30, 2002, and the results of its operations and the cash flows of its proprietary fund types and nonexpendable trust fund for the year then ended in conformity with accounting principles generally accepted in the United States of America.

In accordance with *Government Auditing Standards*, we have also issued a report dated December 20, 2002 on our consideration of the District's internal control over financial reporting and our tests of its compliance with certain provisions of laws, regulations, contracts, and grants. That report is an integral part of an audit performed in accordance with *Government Auditing Standards* and should be read in conjunction with this report in considering the results of our audit.

Our audit was made for the purpose of forming an opinion on the general purpose financial statements of the District, taken as a whole. The combining and individual fund and account group financial statements and schedules listed in the table of contents are presented for purposes of additional analysis and are not a required part of the general purpose financial statements of the District. Such information has been subjected to the auditing procedures applied in the audit of the general purpose financial statements and, in our opinion, is fairly presented in all material respects in relation to the general purpose financial statements taken as a whole.

We did not audit the introductory and statistical information as listed in the accompanying table of contents and, therefore, express no opinion thereon.

CLARK, SCHAEFER, HACKETT & CO.

*Clark, Schaefer, Hackett & Co.*

Middletown, Ohio  
December 20, 2002

**General Purpose  
Financial Statements**

Hamilton City School District  
 Combined Balance Sheet  
 All Fund Types and Account Groups  
 June 30, 2002

	Governmental Fund Types			
	General	Special Revenue	Debt Service	Capital Projects
<b>ASSETS AND OTHER DEBITS :</b>				
<b>Assets:</b>				
Equity in pooled cash and cash equivalents	\$ 6,868,917	\$ 2,271,942	\$ 520,520	\$ 32,246,058
Cash and cash equivalents - restricted	536,046	-	-	-
Cash and cash equivalents with fiscal agents	-	-	-	-
Investments	-	-	-	4,890,699
Receivables (net of allowances for uncollectibles)				
Taxes	18,658,975	-	3,949,270	2,303,341
Taxes - delinquent	1,164,529	-	234,598	159,952
Accounts	30,749	11,367	-	-
Accrued interest	-	-	-	71,445
Intergovernmental	944,057	45,983	126,131	184,992
Interfund loan receivable	220,190	-	-	-
Due from other funds	12,580	774	-	-
Prepayments	29,790	-	-	-
Materials and supplies inventory	-	-	-	-
Land and land improvements	-	-	-	-
Buildings and building improvements	-	-	-	-
Furniture, equipment, and vehicles	-	-	-	-
Construction in progress	-	-	-	-
Accumulated depreciation	-	-	-	-
<b>Other debits:</b>				
Amount to be provided for retirement of general long-term obligations	-	-	-	-
<b>Total assets and other debits</b>	<b><u>\$ 28,465,833</u></b>	<b><u>\$ 2,330,066</u></b>	<b><u>\$ 4,830,519</u></b>	<b><u>\$ 39,856,487</u></b>
<b>LIABILITIES:</b>				
Accounts payable	\$ 653,563	\$ 113,562	\$ -	\$ 430,829
Accrued wages and benefits	7,716,080	1,436,079	-	-
Compensated absences payable	57,257	-	-	-
Retainage Payable	-	-	-	132,007
Interfund loans payable	-	200,190	-	-
Due to other governments	241,487	26,401	-	-
Due to other funds	1,492	11,816	-	-
Due to students	-	-	-	-
Deferred revenue	19,825,704	-	4,129,442	2,525,178
General obligation notes payable	-	-	-	-
General obligation bonds payable	-	-	-	-
Bond anticipation notes payable	-	-	-	-
Obligation under capital leases	-	-	-	-
<b>Total liabilities</b>	<b><u>28,495,583</u></b>	<b><u>1,788,048</u></b>	<b><u>4,129,442</u></b>	<b><u>3,088,014</u></b>
<b>EQUITY AND OTHER CREDITS:</b>				
Contributed capital	-	-	-	-
Investment in general fixed assets	-	-	-	-
Retained earnings: unreserved	-	-	-	-
Fund balance:				
Reserved for encumbrances	1,099,364	833,421	-	7,445,392
Reserved for prepayments	29,790	-	-	-
Reserved for budget stabilization	536,046	-	-	-
Reserved for tax advances	905,020	-	180,557	123,107
Unreserved, undesignated	(2,599,970)	(291,403)	520,520	29,199,974
<b>Total equity and other credits</b>	<b><u>(29,750)</u></b>	<b><u>542,018</u></b>	<b><u>701,077</u></b>	<b><u>36,768,473</u></b>
<b>Total liabilities, equity and other credits</b>	<b><u>\$ 28,465,833</u></b>	<b><u>\$ 2,330,066</u></b>	<b><u>\$ 4,830,519</u></b>	<b><u>\$ 39,856,487</u></b>

The notes to the financial statements are an integral part of this statement.

Proprietary Fund Types		Fiduciary Fund Types	Account Groups		Totals 2002	Totals 2001
Enterprise	Internal Service	Trust and Agency	General Fixed Assets	General Long Term Obligations	(Memorandum Only)	(Memorandum Only)
\$ 68,494	\$ 34,914	\$ 148,648	\$ -	\$ -	\$ 42,159,493	\$ 37,123,750
-	-	-	-	-	536,046	536,046
-	-	500	-	-	500	500
-	-	-	-	-	4,890,699	15,752,773
-	-	-	-	-	24,911,586	22,245,101
-	-	-	-	-	1,559,079	966,859
48	-	-	-	-	42,164	42,327
-	-	-	-	-	71,445	357,094
-	-	-	-	-	1,301,163	1,566,891
-	-	-	-	-	220,190	994,588
-	-	-	-	-	13,354	83,376
-	-	-	-	-	29,790	26,958
50,596	-	-	-	-	50,596	53,684
-	-	-	2,216,529	-	2,216,529	1,623,671
-	-	-	44,608,311	-	44,608,311	30,038,558
604,335	-	-	17,108,411	-	17,712,746	16,778,235
-	-	-	-	-	-	8,281,206
(527,944)	-	-	-	-	(527,944)	(506,199)
-	-	-	-	52,147,276	52,147,276	53,220,663
<u>\$ 195,529</u>	<u>\$ 34,914</u>	<u>\$ 149,148</u>	<u>\$ 63,933,251</u>	<u>\$ 52,147,276</u>	<u>\$ 191,943,023</u>	<u>\$ 189,186,081</u>
\$ 22,223	\$ -	\$ 1,985	\$ -	\$ -	1,222,162	\$ 1,614,050
32,040	-	-	-	494,728	9,678,927	8,507,221
1,550	-	-	-	4,949,841	5,008,648	5,085,561
-	-	-	-	-	132,007	289,045
20,000	-	-	-	-	220,190	994,588
25,553	-	-	-	-	293,441	200,773
46	-	-	-	-	13,354	83,376
-	-	53,478	-	-	53,478	46,699
50,596	-	-	-	-	26,530,920	21,031,375
-	-	-	-	1,000,000	1,000,000	1,520,000
-	-	-	-	44,790,000	44,790,000	44,895,000
-	-	-	-	450,000	450,000	590,000
-	-	-	-	462,707	462,707	702,507
<u>152,008</u>	<u>-</u>	<u>55,463</u>	<u>-</u>	<u>52,147,276</u>	<u>89,855,834</u>	<u>85,560,195</u>
87,514	-	-	-	-	87,514	87,514
-	-	-	63,933,251	-	63,933,251	56,118,077
(43,993)	34,914	-	-	-	(9,079)	3,910
-	-	6,047	-	-	9,384,224	8,345,730
-	-	-	-	-	29,790	26,958
-	-	-	-	-	536,046	536,046
-	-	-	-	-	1,208,684	3,443,141
-	-	87,638	-	-	26,916,759	35,064,510
<u>43,521</u>	<u>34,914</u>	<u>93,685</u>	<u>63,933,251</u>	<u>-</u>	<u>102,087,189</u>	<u>103,625,886</u>
<u>\$ 195,529</u>	<u>\$ 34,914</u>	<u>\$ 149,148</u>	<u>\$ 63,933,251</u>	<u>\$ 52,147,276</u>	<u>\$ 191,943,023</u>	<u>\$ 189,186,081</u>

Hamilton City School District  
 Combined Statement of Revenues, Expenditures and  
 Changes in Fund Balance  
 All Governmental Fund Types and Expendable Trust Funds  
 For the Fiscal Year Ended June 30, 2002

	Governmental Fund Types			
	General	Special Revenue	Debt Service	Capital Projects
<b>Revenues:</b>				
Taxes	\$ 16,033,556	\$ -	\$ 3,317,506	\$ 1,122,101
Tuition	673,865	9,994	-	-
Earnings on investments	583,386	16,626	-	899,722
Other local revenues	308,061	1,030,243	150,000	50
Intergovernmental	36,255,905	10,319,882	393,980	498,229
<b>Total revenue</b>	<b>53,854,773</b>	<b>11,376,745</b>	<b>3,861,486</b>	<b>2,520,102</b>
<b>Expenditures:</b>				
<b>Current:</b>				
<b>Instruction:</b>				
Regular	23,851,264	3,387,110	-	1,761,434
Special	6,051,693	4,222,118	-	-
Vocational	1,823,642	323,776	-	-
Adult/continuing	1,558	225,803	-	-
Other	757,436	-	-	-
<b>Support services:</b>				
Pupil	4,334,458	1,270,965	-	-
Instructional staff	2,836,667	1,532,444	-	222,177
Board of education	217,940	-	-	-
Administration	3,903,564	174,335	-	16,442
Fiscal	934,570	3,850	41,600	15,860
Business	576,139	14,705	-	-
Operations and maintenance	6,908,000	85,004	-	16,850
Pupil transportation	2,083,505	8,994	-	-
Central	601,708	84,235	-	-
Non-instructional services	602	948,234	-	-
Extracurricular activities	665,420	293,362	-	-
Capital outlay	300,354	500	-	6,649,502
Intergovernmental	-	28,750	-	-
<b>Debt service:</b>				
Principal retirement	238,767	-	1,215,000	-
Interest and fiscal charges	49,157	-	2,573,538	-
<b>Total expenditures</b>	<b>56,136,444</b>	<b>12,604,185</b>	<b>3,830,138</b>	<b>8,682,265</b>
<b>Excess (deficiency) of revenues over (under) expenditures</b>	<b>(2,281,671)</b>	<b>(1,227,440)</b>	<b>31,348</b>	<b>(6,162,163)</b>
<b>Other financing sources (uses):</b>				
Operating transfers in	-	22,600	463,241	329,128
Operating transfers (out)	(478,969)	-	-	(450,000)
Proceeds from sale of fixed assets	2,240	771	-	-
Proceeds from bond anticipation notes	-	-	-	450,000
<b>Total other financing sources (uses)</b>	<b>(476,729)</b>	<b>23,371</b>	<b>463,241</b>	<b>329,128</b>
<b>Excess (deficiency) of revenues and other financing sources over (under) expenditures and other uses</b>	<b>(2,758,400)</b>	<b>(1,204,069)</b>	<b>494,589</b>	<b>(5,833,035)</b>
Fund balance July 1, 2001	2,728,650	1,746,087	206,488	42,601,508
Fund balance June 30, 2002	\$ (29,750)	\$ 542,018	\$ 701,077	\$ 36,768,473

The notes to the financial statements are an integral part of this statement.

Fiduciary Fund Types	Totals 2002	Totals 2001
Expendable Trust	(Memorandum Only)	(Memorandum Only)
\$ -	\$ 20,473,163	\$ 23,262,380
-	683,859	678,267
1,672	1,501,406	3,587,321
43,263	1,531,617	1,378,633
-	<u>47,467,996</u>	<u>46,987,463</u>
<u>44,935</u>	<u>71,658,041</u>	<u>75,894,064</u>
8,844	29,008,652	26,138,318
84	10,273,895	9,758,504
-	2,147,418	2,392,550
-	227,361	184,420
-	757,436	531,719
-	5,605,423	5,216,917
2,863	4,594,151	3,653,758
-	217,940	187,736
-	4,094,341	3,917,539
-	995,880	1,022,291
-	590,844	721,704
-	7,009,854	6,522,198
-	2,092,499	2,243,760
-	685,943	820,594
75,657	1,024,493	1,156,071
-	958,782	985,931
-	6,950,356	10,348,456
-	28,750	-
-	1,453,767	1,519,540
-	2,622,695	2,662,656
<u>87,448</u>	<u>81,340,480</u>	<u>79,984,662</u>
<u>(42,513)</u>	<u>(9,682,439)</u>	<u>(4,090,598)</u>
-	814,969	3,650,094
-	(928,969)	(3,690,094)
-	3,011	2,082
-	450,000	1,255,000
-	339,011	1,217,082
(42,513)	(9,343,428)	(2,873,516)
82,384	47,365,117	50,238,633
<u>\$ 39,871</u>	<u>\$ 38,021,689</u>	<u>\$ 47,365,117</u>

Hamilton City School District  
 Combined Statement of Revenues, Expenditures and  
 Changes in Fund Balance  
 Budget and Actual (Non-GAAP Budgetary Basis)  
 All Governmental Fund Types and Expendable Trust Funds  
 For the Fiscal Year Ended June 30, 2002

	<u>General Fund</u>		
	Revised Budget	Actual	Variance: Favorable (Unfavorable)
<b>Revenues:</b>			
Taxes	\$ 18,065,173	\$ 18,065,173	\$ -
Tuition	659,125	659,125	-
Earnings on investments	640,698	641,846	1,148
Other local revenue	307,832	307,832	-
Intergovernmental	<u>36,255,905</u>	<u>36,255,905</u>	<u>-</u>
Total revenues	<u>55,928,733</u>	<u>55,929,881</u>	<u>1,148</u>
<b>Expenditures:</b>			
<b>Current:</b>			
<b>Instruction:</b>			
Regular	23,841,088	23,840,954	134
Special	5,872,816	5,872,816	-
Vocational	1,873,510	1,873,510	-
Adult/Continuing	-	-	-
Other	777,625	777,625	-
<b>Support services:</b>			
Pupil	4,349,130	4,349,130	-
Instructional staff	2,938,737	2,938,737	-
General administration	250,921	250,921	-
School administration	3,881,091	3,881,091	-
Fiscal service	935,591	935,591	-
Business	691,338	691,338	-
Operations and maintenance	7,115,700	7,115,700	-
Pupil transportation	2,089,770	2,089,770	-
Central	607,122	607,122	-
Non-instructional services	-	-	-
Extracurricular activities	638,965	638,965	-
Capital outlay	462,434	462,434	-
Intergovernmental			
<b>Debt service:</b>			
Principal repayment	-	-	-
Interest	-	-	-
Total expenditures	<u>56,325,838</u>	<u>56,325,704</u>	<u>134</u>
Excess (deficiency) of revenues over (under) expenditures	<u>(397,105)</u>	<u>(395,823)</u>	<u>1,282</u>
<b>Other financing sources (uses)</b>			
Operating transfers in	-	-	-
Operating transfers (out)	(478,969)	(478,969)	-
Proceeds from sale of bond anticipation notes	-	-	-
Proceeds from sale of fixed assets	2,240	2,240	-
Advances in	694,572	694,572	-
Advances (out)	<u>(220,190)</u>	<u>(220,190)</u>	<u>-</u>
Total other financing sources (uses)	<u>(2,347)</u>	<u>(2,347)</u>	<u>-</u>
Excess (deficiency) of revenues and other financing sources over (under) expenditures and other financing uses	<u>(399,452)</u>	<u>(398,170)</u>	<u>1,282</u>
Fund balance July 1, 2001	3,931,955	3,931,955	-
Prior year encumbrances appropriated	<u>2,132,798</u>	<u>2,132,798</u>	<u>-</u>
Fund balance June 30, 2002	<u>\$ 5,665,301</u>	<u>\$ 5,666,583</u>	<u>\$ 1,282</u>

The notes to the financial statements are an integral part of this statement.



Special Revenue			Debt Service		
Revised Budget	Actual	Variance: Favorable (Unfavorable)	Revised Budget	Actual	Variance: Favorable (Unfavorable)
\$ -	\$ -	\$ -	\$ 3,643,453	\$ 3,643,453	\$ -
9,994	9,994	-	-	-	-
16,626	16,626	-	-	-	-
1,008,520	1,008,520	-	150,000	150,000	-
<u>10,396,626</u>	<u>10,396,626</u>	-	<u>393,980</u>	<u>393,980</u>	-
<u>11,431,766</u>	<u>11,431,766</u>	-	<u>4,187,433</u>	<u>4,187,433</u>	-
3,686,928	3,600,282	86,646	-	-	-
4,675,210	4,400,570	274,640	-	-	-
486,409	416,998	69,411	-	-	-
220,223	216,628	3,595	-	-	-
-	-	-	-	-	-
1,573,243	1,383,045	190,198	-	-	-
1,788,605	1,636,897	151,708	-	-	-
-	-	-	-	-	-
188,044	187,604	440	-	-	-
3,850	3,850	-	-	-	-
14,705	14,705	-	44,404	41,600	2,804
101,550	90,397	11,153	-	-	-
8,994	8,994	-	-	-	-
164,510	90,899	73,611	-	-	-
1,331,963	1,083,795	248,168	-	-	-
426,315	307,749	118,566	-	-	-
500	500	-	-	-	-
28,750	28,750	-	-	-	-
-	-	-	1,215,000	1,215,000	-
-	-	-	<u>3,091,254</u>	<u>2,573,538</u>	<u>517,716</u>
<u>14,699,799</u>	<u>13,471,663</u>	<u>1,228,136</u>	<u>4,350,658</u>	<u>3,830,138</u>	<u>520,520</u>
(3,268,033)	(2,039,897)	1,228,136	(163,225)	357,295	520,520
22,600	22,600	-	13,241	13,241	-
-	-	-	450,000	450,000	-
771	771	-	-	-	-
200,190	200,190	-	-	-	-
-	(198,067)	(198,067)	-	(300,016)	300,016
<u>223,561</u>	<u>25,494</u>	<u>(198,067)</u>	<u>463,241</u>	<u>163,225</u>	<u>300,016</u>
(3,044,472)	(2,014,403)	1,030,069	300,016	520,520	820,536
1,647,029	1,647,029	-	-	-	-
<u>1,695,754</u>	<u>1,695,754</u>	-	-	-	-
<u>\$ 298,311</u>	<u>\$ 1,328,380</u>	<u>\$ 1,030,069</u>	<u>\$ 300,016</u>	<u>\$ 520,520</u>	<u>\$ 820,536</u>

Continued

Hamilton City School District  
 Combined Statement of Revenues, Expenditures and  
 Changes in Fund Balance  
 Budget and Actual (Non-GAAP Budgetary Basis)  
 All Governmental Fund Types and Expendable Trust Funds  
 For the Fiscal Year Ended June 30, 2002 (Continued)

	Capital Projects			Expendable Trust		
	Revised Budget	Actual	Variance: Favorable (Unfavorable)	Revised Budget	Actual	Variance: Favorable (Unfavorable)
<b>Revenues:</b>						
Taxes	\$ 998,994	\$ 998,994	\$ -	\$ -	\$ -	\$ -
Tuition	-	-	-	-	-	-
Earnings on investments	1,122,200	1,122,091	(109)	1,672	1,672	-
Other local revenue	50	50	-	43,263	43,263	-
Intergovernmental	498,229	498,229	-	-	-	-
<b>Total revenues</b>	<u>2,619,473</u>	<u>2,619,364</u>	<u>(109)</u>	<u>44,935</u>	<u>44,935</u>	<u>-</u>
<b>Expenditures:</b>						
<b>Current:</b>						
<b>Instruction:</b>						
Regular	2,151,385	1,848,594	302,791	8,844	8,844	-
Special	-	-	-	275	84	191
Vocational	-	-	-	-	-	-
Adult/Continuing	-	-	-	-	-	-
Other	-	-	-	-	-	-
<b>Support services:</b>						
Pupil	-	-	-	-	-	-
Instructional staff	309,138	222,177	86,961	2,863	2,863	-
General administration	-	-	-	-	-	-
School administration	20,000	16,442	3,558	-	-	-
Fiscal service	31,947	15,860	16,087	-	-	-
Business	-	-	-	-	-	-
Operations and maintenance	10,000	9,350	650	-	-	-
Pupil transportation	-	-	-	-	-	-
Central	75,782	-	75,782	-	-	-
Non-instructional services	-	-	-	116,106	76,657	39,449
Extracurricular activities	-	-	-	-	-	-
Capital outlay	34,539,582	14,932,232	19,607,350	-	-	-
Intergovernmental	-	-	-	-	-	-
Debt service	-	-	-	-	-	-
Principal repayment	-	-	-	-	-	-
Interest	-	-	-	-	-	-
<b>Total expenditures</b>	<u>37,137,834</u>	<u>17,044,655</u>	<u>20,093,179</u>	<u>128,088</u>	<u>88,448</u>	<u>39,640</u>
<b>Excess (deficiency) of revenues over (under) expenditures</b>	<u>(34,518,361)</u>	<u>(14,425,291)</u>	<u>20,093,070</u>	<u>(83,153)</u>	<u>(43,513)</u>	<u>39,640</u>
<b>Other financing sources (uses)</b>						
Operating transfers in	329,128	329,128	-	-	-	-
Operating transfers out	-	-	-	-	-	-
Proceeds from sale of bond anticipation notes	-	-	-	-	-	-
Proceeds from sale of fixed assets	-	-	-	-	-	-
Advances in	300,016	300,016	-	-	-	-
Advances (out)	-	(436,505)	(436,505)	-	-	-
<b>Total other financing sources (uses)</b>	<u>629,144</u>	<u>192,639</u>	<u>(436,505)</u>	<u>-</u>	<u>-</u>	<u>-</u>
<b>Excess(deficiency) of revenues and other financing sources over (under) expenditures and other financing uses</b>	<u>(33,889,217)</u>	<u>(14,232,652)</u>	<u>19,656,565</u>	<u>(83,153)</u>	<u>(43,513)</u>	<u>39,640</u>
Fund balance July 1, 2001	37,364,339	37,364,339	-	81,462	81,462	-
Prior year encumbrances appropriated	6,009,075	6,009,075	-	1,691	1,691	-
<b>Fund balance June 30, 2002</b>	<u>\$ 9,484,197</u>	<u>\$ 29,140,762</u>	<u>\$ 19,656,565</u>	<u>\$ -</u>	<u>\$ 39,640</u>	<u>\$ 39,640</u>

The notes to the financial statements are an integral part of this statement.

**Hamilton City School District**  
**Combined Statement of Revenues, Expenses and**  
**Changes in Retained Earnings/Fund Balance**  
**All Proprietary Fund Types and Nonexpendable Trust Funds**  
**For the Fiscal Year Ended June 30, 2002**

	Proprietary Fund Types		Fiduciary Fund Types	Totals 2002	Totals 2001
	Enterprise	Internal Service	Nonexpendable Trust	(Memorandum Only)	(Memorandum Only)
<b>Operating revenues:</b>					
Tuition and fees	\$ 7,061	\$ 97,881	\$ -	\$ 104,942	\$ 118,910
Earnings on investments (trust funds)	-	-	1,320	1,320	3,178
Sales	1,403,740	-	-	1,403,740	1,368,599
Other operating revenues	(36,172)	105,287	3,036	72,151	152,596
<b>Total operating revenues</b>	<b>1,374,629</b>	<b>203,168</b>	<b>4,356</b>	<b>1,582,153</b>	<b>1,643,283</b>
<b>Operating expenses:</b>					
Salaries and wages	1,171,012	-	-	1,171,012	1,174,864
Fringe benefits	488,914	-	-	488,914	423,343
Purchased services	225,277	117,516	-	342,793	339,985
Supplies	1,535,075	-	-	1,535,075	1,365,885
Depreciation	25,683	-	-	25,683	28,155
Other operating expenses	5,067	78,061	1,810	84,938	98,393
<b>Total operating expenses</b>	<b>3,451,028</b>	<b>195,577</b>	<b>1,810</b>	<b>3,648,415</b>	<b>3,430,625</b>
<b>Operating income (loss)</b>	<b>(2,076,399)</b>	<b>7,591</b>	<b>2,546</b>	<b>(2,066,262)</b>	<b>(1,787,342)</b>
<b>Nonoperating revenues (expenses):</b>					
Earnings on investments	-	741	-	741	1,795
Operating grants	1,942,256	-	-	1,942,256	1,685,682
Loss on Sale of Fixed Assets	(1,178)	-	-	(1,178)	-
<b>Total nonoperating revenues (expenses)</b>	<b>1,941,078</b>	<b>741</b>	<b>-</b>	<b>1,941,819</b>	<b>1,687,477</b>
<b>Net income (loss) before operating transfers</b>	<b>(135,321)</b>	<b>8,332</b>	<b>2,546</b>	<b>(124,443)</b>	<b>(99,865)</b>
<b>Operating transfers in / (out)</b>					
Operating transfers in	114,000	-	-	114,000	40,000
<b>Total operating transfers</b>	<b>114,000</b>	<b>-</b>	<b>-</b>	<b>114,000</b>	<b>40,000</b>
<b>Net income (loss) after operating transfers</b>	<b>(21,321)</b>	<b>8,332</b>	<b>2,546</b>	<b>(10,443)</b>	<b>(59,865)</b>
<b>Retained earnings at beginning of year</b>	<b>(22,672)</b>	<b>26,582</b>	<b>51,268</b>	<b>55,178</b>	<b>115,043</b>
<b>Retained earnings at end of year</b>	<b>(43,993)</b>	<b>34,914</b>	<b>53,814</b>	<b>44,735</b>	<b>55,178</b>
<b>Contributed capital</b>	<b>87,514</b>	<b>-</b>	<b>-</b>	<b>87,514</b>	<b>87,514</b>
<b>Total Fund equity at end of year</b>	<b>\$ 43,521</b>	<b>\$ 34,914</b>	<b>\$ 53,814</b>	<b>\$ 132,249</b>	<b>\$ 142,692</b>

The notes to the financial statements are an integral part of this statement.

**Hamilton City School District**  
**Combined Statement of Cash Flows**  
**All Proprietary Fund Types and Nonexpendable Trust Funds**  
**For the Fiscal Year Ended June 30, 2002**

	Proprietary Fund Types		Fiduciary Fund Types	Totals 2002	Totals 2001
	Enterprise	Internal Service	Nonexpendable Trust	(Memorandum Only)	(Memorandum Only)
<b>Cash flows from operating activities:</b>					
Cash received from tuition and fees	\$ 9,427	\$ 97,881	\$ -	\$ 107,308	\$ 118,910
Cash received from sales	1,403,740	-	-	1,403,740	1,368,599
Cash received from other operations	153	105,323	3,036	108,512	118,087
Cash payments for personal services	(1,667,080)	-	-	(1,667,080)	(1,604,495)
Cash payments for purchased services	(224,912)	(117,512)	-	(342,424)	(332,088)
Cash payments for supplies and materials	(1,408,701)	-	-	(1,408,701)	(1,371,991)
Cash payments for other expenses	(2,241)	(88,708)	(3,390)	(94,339)	(96,782)
Net cash provided by (used for) operating activities	(1,889,614)	(3,016)	(354)	(1,892,984)	(1,799,760)
<b>Cash flows from noncapital financing activities:</b>					
Cash received from operating grants	1,849,431	-	-	1,849,431	1,681,295
Transfers in from other funds	114,000	-	-	114,000	40,000
Cash received (used) - interfund loans	(40,000)	-	-	(40,000)	55,200
Net cash provided by noncapital financing activities	1,923,431	-	-	1,923,431	1,776,495
<b>Cash flows from capital and related financing activities:</b>					
Acquisition of capital assets	(8,522)	-	-	(8,522)	(17,432)
Net cash used for capital and related financing activities	(8,522)	-	-	(8,522)	(17,432)
<b>Cash flows from investing activities:</b>					
Interest on cash equivalents	-	741	1,320	2,061	4,973
Net cash provided by investing activities	-	741	1,320	2,061	4,973
Net increase (decrease) in cash/cash equivalents	25,295	(2,275)	966	23,986	(35,724)
Cash and cash equivalents at beginning of year	43,199	37,189	52,848	133,236	168,960
Cash and cash equivalents at end of year	\$ 68,494	\$ 34,914	\$ 53,814	\$ 157,222	\$ 133,236

**Reconciliation of Nonexpendable Trust Fund Cash Balances as of June 30, 2002:**

Total cash and cash equivalents per Balance Sheet, Trust and Agency Funds	\$ 149,148
Less: Cash and cash equivalents, Expendable Trust Funds	(40,336)
Cash and cash equivalents, Agency Funds	(54,998)
Cash and cash equivalents, Nonexpendable Trust Funds as of June 30, 2002	\$ 53,814

Continued

Hamilton City School District  
 Combined Statement of Cash Flows (continued)  
 All Proprietary Fund Types and Nonexpendable Trust Funds  
 For the Fiscal Year Ended June 30, 2002

	Proprietary Fund Types		Fiduciary Fund Types	Totals 2002	Totals 2001
	Enterprise	Internal Service	Nonexpendable Trust	(Memorandum Only)	(Memorandum Only)
Reconciliation of operating income (loss) to net cash provided by (used for) operating activities:					
Operating income (loss)	\$ (2,076,399)	\$ 7,591	\$ 2,546	\$ (2,066,262)	\$ (1,787,342)
Adjustments to reconcile operating income (loss) to net cash provided by (used for) operating activities:					
Depreciation	25,683	-	-	25,683	28,155
Donated commodities used	135,489	-	-	135,489	(51,845)
Interest on cash equivalents	-	-	(1,320)	(1,320)	(3,138)
Changes in assets and liabilities:					
(Increase) Decrease in receivables	38,713	40	-	38,753	(34,513)
Increase (Decrease) in deferred revenue	17,686	-	-	17,686	6,300
(Increase) Decrease in materials & supplies	3,088	-	-	3,088	(3,968)
Increase (Decrease) in accounts payable	13,172	-	(1,580)	11,592	(3,170)
Increase (Decrease) in accrued wages	(5,266)	(10,647)	-	(15,913)	(1,848)
Increase (Decrease) in due to other funds	(40,054)	-	-	(40,054)	55,025
Increase (Decrease) in due to other gov't.	(1,726)	-	-	(1,726)	(3,416)
Total adjustments	186,785	(10,607)	(2,900)	173,278	(12,418)
Net cash provided by (used for) operating activities	\$ (1,889,614)	\$ (3,016)	\$ (354)	\$ (1,892,984)	\$ (1,799,760)

Noncash investing, capital and financing activities: NONE

The notes to the financial statements are an integral part of this statement.

Hamilton City School District  
 Combined Statement of Revenues, Expenses and  
 Changes in Retained Earnings/Fund Balance  
 Budget and Actual (Non-GAAP Budgetary Basis)  
 All Proprietary Fund Types and Nonexpendable Trust Funds  
 For the Fiscal Year Ended June 30, 2002

	<u>Enterprise Funds</u>		
	<u>Revised Budget</u>	<u>Actual</u>	<u>Variance: Favorable (Unfavorable)</u>
Operating revenues:			
Tuition and fees	\$ 9,428	\$ 9,428	\$ -
Earnings on investments (trust funds)	-	-	-
Sales	1,403,740	1,403,740	-
Other operating revenue	153	153	-
Total operating revenues	<u>1,413,321</u>	<u>1,413,321</u>	<u>-</u>
Operating expenses:			
Salaries and wages	1,176,084	1,175,128	956
Fringe benefits	495,506	491,953	3,553
Purchased services	240,261	234,037	6,224
Supplies and materials	1,456,319	1,452,195	4,124
Capital outlay	8,522	8,522	-
Other operating expenses	3,259	2,241	1,018
Total operating expenses	<u>3,379,951</u>	<u>3,364,076</u>	<u>15,875</u>
Operating income (loss)	<u>(1,966,630)</u>	<u>(1,950,755)</u>	<u>15,875</u>
Nonoperating revenues (expenses):			
Interest revenue	-	-	-
Other	8,440	8,440	-
Operating grants	1,840,991	1,840,991	-
Total nonoperating revenues (expenses)	<u>1,849,431</u>	<u>1,849,431</u>	<u>-</u>
Income (loss) before operating transfers	<u>(117,199)</u>	<u>(101,324)</u>	<u>15,875</u>
Transfers and advances			
Operating transfers in	114,000	114,000	-
Advances in	20,000	20,000	-
Advances out	-	(60,000)	(60,000)
Total transfers and advances	<u>134,000</u>	<u>74,000</u>	<u>(60,000)</u>
Net income (loss)	16,801	(27,324)	(44,125)
Retained earnings/Fund balance July 1, 2001	10,597	10,597	-
Prior year encumbrances appropriated	<u>32,602</u>	<u>32,602</u>	<u>-</u>
Retained earnings/Fund balance June 30, 2002	<u>\$ 60,000</u>	<u>\$ 15,875</u>	<u>\$ (44,125)</u>

The notes to the financial statements are an integral part of this statement.

Internal Service Funds			Nonexpendable Trust Funds		
Revised Budget	Actual	Variance: Favorable (Unfavorable)	Revised Budget	Actual	Variance: Favorable (Unfavorable)
\$ 97,881	\$ 97,881	\$ -	\$ -	\$ -	\$ -
-	-	-	1,320	1,320	-
-	-	-	-	-	-
105,323	105,323	-	3,036	3,036	-
203,204	203,204	-	4,356	4,356	-
-	-	-	-	-	-
-	-	-	-	-	-
130,866	117,512	13,354	-	-	-
-	-	-	-	-	-
-	-	-	-	-	-
110,268	88,708	21,560	57,204	8,030	49,174
241,134	206,220	34,914	57,204	8,030	49,174
(37,930)	(3,016)	34,914	(52,848)	(3,674)	49,174
741	741	-	-	-	-
-	-	-	-	-	-
-	-	-	-	-	-
741	741	-	-	-	-
(37,189)	(2,275)	34,914	(52,848)	(3,674)	49,174
-	-	-	-	-	-
-	-	-	-	-	-
-	-	-	-	-	-
(37,189)	(2,275)	34,914	(52,848)	(3,674)	49,174
36,622	36,622	-	49,493	49,493	-
567	567	-	3,355	3,355	-
\$ -	\$ 34,914	\$ 34,914	\$ -	\$ 49,174	\$ 49,174

# HAMILTON CITY SCHOOL DISTRICT

## Notes to the Financial Statements For the Fiscal Year Ended June 30, 2002

### 1. Description of the District

The Hamilton City School District (the District) was originally chartered in 1851 by the Ohio State Legislature. In 1853 State Laws were enacted to create local Boards of Education. Today, the District operates under current standards prescribed by the Ohio State Board of Education as provided in division (D) of Section 3301.07 and Section 119.01 of the Ohio Revised Code.

The District operates under a locally elected five member Board (the Board) form of government and provides educational services as authorized by its charter or further mandated by state and/or federal agencies. This Board controls the District's instructional and support facilities staffed by 397 non-certificated personnel and 709 certificated full time teaching and administrative personnel to provide services to students and other community members.

As of June 30, 2002 the District was the 20th largest in the State of Ohio (among 612 districts) in terms of enrollment and the second largest school district in Butler County. It currently operates 14 elementary schools, 3 junior high schools (grades 7-9), and 1 comprehensive high school (grades 10-12).

### 2. Summary of Significant Accounting Policies

The financial statements of the District have been prepared in conformity with generally accepted accounting principles (GAAP) as applied to governmental units. The Governmental Accounting Standards Board (GASB) is the accepted standard setting body for establishing governmental accounting and financial reporting principles. The District's significant accounting policies are described below.

#### A. The Reporting Entity

In accordance with Governmental Accounting Standards Board (GASB) Statement No. 14, the financial reporting entity consists of a primary government and its component units.

The District is a primary government because it is a special-purpose government that has a separately elected governing body, is legally separate, and is fiscally independent of other state and local governments.

The District's Board of Education also serves as the statutory overseer of the Lane Public Library (the Library). As provided by Ohio Law, the Board of Education appoints trustees to the Library and approves the Library's annual tax budget. However, the District is not financially accountable for the activities of the Library. Furthermore, the District has only ministerial approval of the Library's tax budget and can not amend the budget. The trustees are charged with the responsibility of managing the Library's overall operations and the Library is a separate entity for financial reporting purposes. Accordingly, the Library's financial position is not included in this report.

There are no component units combined with the District for financial statement presentation purposes, and it is not included in any other governmental reporting entity. Consequently, the District's financial statements include only the funds and account groups of those organizational entities for which its elected governing body is financially accountable. The District's major operations include education, pupil transportation, food service, and maintenance of District facilities.



# HAMILTON CITY SCHOOL DISTRICT

## Notes to the Financial Statements For the Fiscal Year Ended June 30, 2002

### 2. Summary of Significant Accounting Policies (Continued)

#### **B. Basis of Presentation - Fund Accounting**

The accounts of the District are maintained on the basis of fund and account groups, each of which is considered a separate accounting entity. The operation of each fund is accounted for within a separate set of self-balancing accounts that comprise its assets, liabilities, fund equity and other credits, revenues, and expenditures or expenses, as appropriate. The following fund types and account groups are used by the District:

#### ***Governmental Funds***

Governmental funds are those through which most governmental functions of the District are financed. The acquisition, use and balances of the District's expendable financial resources and the related liabilities (except for those accounted for in proprietary funds) are accounted for through Governmental Funds. The following are the District's Governmental Fund Types:

#### **General Fund**

The General Fund is the general operating fund of the District and is used to account for all financial resources except those required to be accounted for in another fund.

#### **Special Revenue Funds**

Special Revenue Funds are used to account for the proceeds of specific revenue sources (other than expendable trust, or major capital projects) that are legally restricted to expenditures for specified purposes.

#### **Debt Service Fund**

The Debt Service Fund is used to account for the accumulation of resources for, and the payment of, general long-term debt principal and interest and related cost and for the payment of interest on general obligation notes payable, as required by Ohio Law.

#### **Capital Projects Funds**

Capital Projects Funds are used to account for financial resources to be used for the acquisition or construction of major capital facilities (other than those financed by Proprietary Funds).

#### ***Proprietary Funds***

Proprietary Funds are used to account for the District's ongoing activities which are similar to those most often found in the private sector.

The following are the District's Proprietary Fund Types:

#### **Enterprise Funds**

Enterprise Funds are used to account for operations (a) that are financed and operated in a manner similar to private business enterprises -- where the intent of the governing body is that the cost (expenses, including depreciation) of providing goods or services to the general public on a continuing basis be financed or recovered primarily through user charges; or (b) where the governing body has decided that periodic determination of revenues earned, expenses incurred, and/or net income is appropriate for capital maintenance, public policy, management control, accountability or other purposes.

# HAMILTON CITY SCHOOL DISTRICT

## Notes to the Financial Statements For the Fiscal Year Ended June 30, 2002

### 2. Summary of Significant Accounting Policies (Continued)

#### **Internal Service Funds**

Internal Service Funds are used to account for the financing of goods or services provided by one department or to other departments or agencies of the District, or to other governments, on a cost reimbursement basis

#### ***Fiduciary Funds***

Fiduciary Funds are used to account for the assets held by the District in a trustee capacity or as an agent for individuals, private organizations, other governmental units and/or other funds. These include Expendable Trust, Nonexpendable Trust, and Agency Funds. Expendable Trust Funds are accounted for in essentially the same manner as Governmental Funds. Nonexpendable Trust Funds are accounted for in essentially the same manner as Proprietary Funds.

Agency Funds are custodial in nature (assets equal liabilities) and do not involve measurement of results of operations.

#### ***Account Groups***

To make a clear distinction between fixed assets related to specific funds and those of general government, and between long term liabilities related to specific funds and those of general nature, the following account groups are used:

##### **General Fixed Assets Account Group**

This group of accounts is established to account for all fixed assets of the District, other than those accounted for in Proprietary Funds and Fiduciary Funds.

##### **General Long Term Obligations Account Group**

This group of accounts is established to account for all long-term obligations of the District, except those accounted for in Proprietary Funds and Fiduciary Funds.

#### **C. Measurement Focus/Basis of Accounting**

***Measurement Focus:*** All governmental funds and Expendable Trust Funds are accounted for using a current financial resources measurement focus. With this measurement focus, only current assets and current liabilities generally are included on the balance sheet. Operating statements of these funds present increases (i.e., revenues and other financing sources) and decreases (i.e., expenditures and other financing uses) in net current assets.

All proprietary funds and Nonexpendable Trust Funds are accounted for on a flow of economic resources measurement focus. With this measurement focus, all assets and all liabilities associated with the operation of these funds are included on the balance sheet. Fund equity (i.e., net total assets) is segregated into contributed capital and retained earnings components. Proprietary fund type operating statements present increases (i.e., revenues) and decreases (i.e., expenses) in net total assets.

Under the provisions of Governmental Accounting Standards Board No. 20, "Accounting and Financial Reporting for Proprietary Funds and Other Governmental Entities That Use Proprietary Fund Accounting," the District has elected not to follow Financial Accounting Standards Board guidance issued subsequent to November 30, 1989.

# HAMILTON CITY SCHOOL DISTRICT

## Notes to the Financial Statements For the Fiscal Year Ended June 30, 2002

### 2. Summary of Significant Accounting Policies (Continued)

**Basis of Accounting:** The modified accrual basis of accounting is used by all governmental fund types, Expendable Trust Funds, and Agency Funds. Under the modified accrual basis of accounting revenues are recognized when susceptible to accrual (i.e., when they become both measurable and available). "Measurable" means the amount of the transaction can be determined and "available" means collectible within the current period or soon enough thereafter to be used to pay liabilities of the current period. Revenue accrued at the end of the fiscal year includes property taxes, interest, tuition, and state and federal grants. Delinquent property taxes not received as of fiscal year end and property taxes that are intended to finance the subsequent fiscal year operations have been recorded as deferred revenues. Expenditures are recorded when the related fund liability is incurred. Principal and interest on general long-term debt are recorded as fund liabilities when due. The accrual basis of accounting is utilized by proprietary fund types and Nonexpendable Trust Funds. Under this method, revenues are recorded when earned and expenses are recorded at the time the liabilities are incurred.

#### D. Budgetary Data

**Budgetary Basis of Accounting:** The District's budgetary process accounts for certain transactions on a basis other than GAAP. The major difference between the budget basis and the GAAP basis are:

1. Revenues are recorded when received in cash (budget) as opposed to when susceptible to accrual (GAAP).
2. Expenditures are recorded when paid in cash (budget) as opposed to when liability is incurred (GAAP).

The actual results of operations, compared to the final appropriation, which includes amendments to the original appropriation, for each fund type by expenditure function and revenue by source are presented in the *Combined Statements of Revenues, Expenditures/Expenses and Changes in Retained Earnings/Fund Balances- Budget and Actual (Non-GAAP Budgetary Basis)*.

The District is required by State statute to adopt an annual appropriated budget for all fund types except Agency Funds. The specific timetable is as follows:

1. Prior to January 15 of the preceding fiscal year, the Treasurer submits to the Board of Education a proposed operating budget for the fiscal year commencing the following July 1. The budget includes proposed expenditures and the means of financing for all funds. Public hearings are publicized and conducted to obtain taxpayers comments. The expressed purpose of this budget document is to reflect the need for existing (or increased) tax rates.
2. By no later than January 20, the Board adopted budget is filed with the Butler County Budget Commission for tax rate determination.
3. Prior to March 15, the Board accepts by formal resolution, the tax rates as determined by the Budget Commission and receives the Commission's Certificate of Estimated Resources which states the projected revenue of each fund. Prior to June 30, the District must revise its budget so that total contemplated expenditures from any fund during the ensuing year will not exceed the amount stated in the Certificate of Estimated Resources (the Certificate). The revised budget then serves as a basis for the appropriation measure. On or about July 1, the certificate is amended to include any unencumbered balances from the preceding year as reported by the District's Treasurer. The Certificate may be further amended during the year if projected increases or decreases in revenue are identified by the District Treasurer. The amounts reported in the budgetary statement reflect the amounts set forth in the final amended certificate.

# HAMILTON CITY SCHOOL DISTRICT

## Notes to the Financial Statements For the Fiscal Year Ended June 30, 2002

### 2. Summary of Significant Accounting Policies (Continued)

4. By July 1, the annual appropriation resolution is legally enacted by the Board at the fund, function, and object level of expenditures, which are the legal levels of budgetary control. (State statute permits a temporary appropriation to be effective until no later than October 1 of each year.) Resolution appropriations by fund must be within the estimated resources as certified by the Butler County Budget Commission and the total of expenditures and encumbrances may not exceed the appropriation totals.
5. Any revisions that alter the total of any fund appropriation or alter total function appropriations within a fund, or alter object appropriations within functions must be approved by the Board.
6. Formal budgetary integration is employed as a management control device during the year for all funds consistent with statutory provisions. All departments/functions and funds completed the year within the amount of their legally authorized appropriation.
7. Appropriation amounts are as originally adopted, or as amended by the Board through the year by supplemental appropriations which either reallocated or increased the original appropriated amounts. All supplemental appropriations were legally enacted by the Board during the current fiscal year.
8. Unencumbered appropriations lapse at year - end. Encumbered appropriations are carried forward to the succeeding fiscal year and need not be re-appropriated. Expenditures plus encumbrances may not legally exceed budgeted appropriations at the fund, function and/or object level.

#### E. Encumbrances

Encumbrance accounting is utilized by District funds in the normal course of operations for purchase orders and contract related expenditures. An encumbrance is a reserve on the available spending authority due to commitment for a future expenditure and does not represent a liability. For governmental fund types encumbrances outstanding at fiscal year end appear as a reserve of the fund balance on a GAAP Basis and for all funds as the equivalent of expenditures/expenses on a non-GAAP budgetary basis in order to demonstrate legal compliance. Note 4 provides a reconciliation of the budgetary basis and GAAP basis of accounting

#### F. Cash and Investments

To improve cash management, cash received by the District is pooled. Monies for all funds, including proprietary funds, are maintained in this pool. Individual fund integrity is maintained through the District's records. Each funds interest in the pool is presented as "equity in pooled cash and cash equivalents" on the combined balance sheet.

During the fiscal year the District invested funds in the State Treasury Asset Reserve of Ohio (Star Ohio). Star Ohio is an investment pool managed by the State Treasurer's Office which allows governments within the State to pool their funds for investment purposes. Star Ohio is not registered with the SEC as an investment company, but does operate in a manner consistent with rule 2a7 of the Investment Company Act of 1940. Investments in Star Ohio are valued at Star Ohio's share price which is the price the investment could be sold for on June 30, 2002.

The District's investments are recorded at fair market value.

# HAMILTON CITY SCHOOL DISTRICT

## Notes to the Financial Statements For the Fiscal Year Ended June 30, 2002

### 2. Summary of Significant Accounting Policies (Continued)

#### F. Cash and Investments (Continued)

Following Ohio statutes, the Board of Education has, by resolution, specified the funds to receive an allocation of interest earnings. Interest revenue earned in fiscal year 2002 totaled \$1,503,467 for all funds.

For purposes of the combined statement of cash flows and for presentation on the combined balance sheet, investments of the cash management pool and investments with original maturities of three months or less at the time they are purchased by the District are considered to be cash equivalents. Investments with an initial maturity of more than three months are reported as investments.

#### G. Restricted Assets

Restricted assets in the general fund represent cash and cash equivalents (an intergovernmental receivable) set aside to establish a budget stabilization reserve. This reserve is required by State statute and can be used only after receiving approval from the State Superintendent of Public Instruction.

#### H. Fixed Assets and Depreciation

##### 1. General Fixed Assets Account Group

General fixed assets are capitalized at cost (or estimated historical cost) and updated for the cost of additions and retirements during the year in the General Fixed Assets Account Group. Donated fixed assets are recorded at their fair market values as of the date donated. The District follows the policy of not capitalizing assets with a cost of less than \$250 and a useful life of less than one year. No depreciation is recognized for assets in the General Fixed Assets Account Group. The District does not possess any infrastructure.

##### 2. Proprietary Funds

Donated fixed assets are recorded at their fair market values as of the date donated. Depreciation has been provided, where appropriate, on a straight-line basis over the following estimated useful lives:

<u>Asset</u>	<u>Life (years)</u>
Building	30 to 50
Building Improvements	10 to 40
Improvements other than Buildings	10 to 20
Furniture, Fixtures and Equipment	5 to 20

#### I. Inventory (Materials and Supplies)

Inventories are valued at lower of cost (First-in, First-out) or market and are determined by physical count. Inventories of proprietary funds are expensed when used rather than when purchased. Inventories of governmental funds are recorded as expenditures when purchased.

# HAMILTON CITY SCHOOL DISTRICT

## Notes to the Financial Statements For the Fiscal Year Ended June 30, 2002

### 2. Summary of Significant Accounting Policies (Continued)

#### J. Intergovernmental Revenues

In governmental funds, entitlements and non-reimbursable grants are recorded as receivables and revenue when measurable and available. Reimbursement type grants are recorded as receivables and revenues when the related expenditures are incurred. Grants for proprietary fund operations are recognized as revenue when measurable and earned.

#### K. Compensated Absences

Vested and accumulated vacation and sick leave that is expected to be liquidated with expendable available financial resources is reported as an expenditure and a fund liability of the governmental fund that will pay for it. Amounts of vested and accumulated vacation and sick leave that are not expected to be liquidated with expendable available financial resources are reported in the General Long Term Obligations Account Group. Vested and accumulated vacation and sick leave of proprietary funds is recorded as an expense and liability of those funds as the benefits accrue to the employee.

In accordance with GASB Statement No. 16, sick leave benefits should be accrued only when it is probable that the employer will have to make termination payments. Sick pay benefits that have been earned, but probably will be used only for sick leave, should not be accrued, but rather recorded as an expenditure/expense when employees are paid for days not worked due to illness. Therefore, a liability for earned but unused sick leave has been provided in the appropriate funds for District employees who are currently eligible for retirement as well as other employees who are expected to become eligible in the future to receive payments.

#### L. Interfund Transactions

During the course of normal operations the District has numerous transactions between funds. The most significant include:

1. Routine transfers of resources from one fund to another fund through which resources to be expended are recorded as operating transfers.
2. Reimbursements from one fund to another fund are treated as expenditures/expenses in the reimbursing fund and as a reduction in expenditures/expenses in the reimbursed fund.
3. Short-term interfund loans are reflected as interfund loans payable/receivable, while long-term interfund loans (greater than one year in length) are recorded as advances to/from other funds. The District has no long-term advances as of June 30, 2002.
4. Payments from District funds to an internal service fund for employee medical insurance are treated as quasi-external transactions where payments are recorded as an expenditure/expense in the fund making the payment, and as an operating revenue in the fund receiving the payment.

An analysis of interfund loans is reflected in Note 13.

# HAMILTON CITY SCHOOL DISTRICT

## Notes to the Financial Statements For the Fiscal Year Ended June 30, 2002

### 2. Summary of Significant Accounting Policies (Continued)

#### M. Long-term Obligations

Long-term debt is recognized as a liability of a governmental fund when due, or when resources have been accumulated in the Debt Service Fund for payment in the following year. For other long-term obligations, only that portion expected to be financed from expendable available resources is reported as a fund liability of a governmental fund. The remaining portion of such obligations is reported in the General Long Term Obligations Account Group. Long term liabilities expected to be financed from proprietary fund operations are accounted for in those funds.

#### N. Fund Equity

Contributed capital is recorded in proprietary funds that received capital grants or contributions from other funds. Reserved fund balances indicate that portion of fund equity which is not available for current appropriation or is legally segregated for a specific use. Fund balances are reserved for encumbrances, prepayments and budget stabilization. The unreserved portions of fund equity reflected for the governmental funds are available for use within the specific purpose of those funds.

#### O. Post-employment Health Care Benefits

The District does not provide post-employment health care benefits except those mandated by the Consolidated Omnibus Budget Reconciliation Act (COBRA). The requirements established by COBRA are fully funded by employees who elect coverage under the Act, and no direct costs are incurred by the District.

#### P. Memorandum Only - Total Columns

Total columns on the general purpose financial statements are captioned (Memorandum Only) to indicate that they are presented only to facilitate financial analysis. Data in these columns do not present financial position, results of operations, or cash flows in conformity with generally accepted accounting principles, nor is such data comparable to a consolidation. Interfund eliminations have not been made in the aggregation of this data.

#### Q. Comparative Data

Comparative total data for the prior year has been presented in the general purpose financial statements in order to provide an understanding of changes in the District's financial position and operations. However, comparative data has not been presented in all statements because their inclusion would make certain statements unduly complex and difficult to understand.

#### R. Use of Estimates

The preparation of financial statements in conformity with generally accepted accounting principles requires management to make estimates and assumptions that affect the amounts reported in the financial statements and accompanying notes. Actual results may differ from those estimates.

# HAMILTON CITY SCHOOL DISTRICT

## Notes to the Financial Statements For the Fiscal Year Ended June 30, 2002

### 3. Fund Balance Deficits

Fund balances at June 30, 2002 included the following individual fund deficits (includes accrual entries):

#### Special Revenue Funds:

Disadvantaged Pupil Impact Aid	(106,447)	Community Block Grant	(1,699)
Vocational Education Enhancement	(10,368)	Title I	(440,417)
Alternative Schools Grant	(27,768)	Title VI	(6,177)
Extended Learning Opportunity	(601)	Title VI-B	(26,015)
Adult Basic Literacy Education	(12,607)	Jobs Education	(11,482)
Carl Perkins	(17,485)		

#### Enterprise Funds:

Food Service	(88,411)
--------------	----------

The above funds have deficit fund balances due to the accrual of wages and fringe benefits; and, also, due to the timing of receiving reimbursements for goods and/or services rendered.

### 4. Budgetary Basis of Accounting

While reporting financial position, results of operations, and changes in fund balance/retained earnings on the basis of generally accepted accounting principles (GAAP), the budgetary basis as provided by law is based upon accounting for certain transactions on a basis of cash receipts and disbursements. A reconciliation of the nature and amounts of the adjustments necessary to convert the GAAP financial statements to the budgetary basis is given in Table #1 (governmental funds) and Table #2 (proprietary funds).

<b>Table #1</b>					
<b>Reconciliation of Excess of Revenues and Other Financing Sources Over (Under) Expenditures and Other Financing Uses From GAAP Basis to Budgetary Basis</b>					
<b>Governmental Fund Types and Expendable Trust Fund</b>					
	<u>General Fund</u>	<u>Special Revenue Funds</u>	<u>Debt Service Fund</u>	<u>Capital Projects Funds</u>	<u>Expendable Trust Fund</u>
GAAP basis	\$(2,758,400)	\$(1,204,069)	\$494,589	\$(5,833,035)	\$(42,513)
Net adjustment for revenue accruals	2,075,108	55,021	325,947	99,262	0
Net adjustment for expenditure accruals	464,853	(161,778)	0	(10,760,770)	(1,000)
Net adjustment for interfund loan transactions	474,382	2,123	(300,016)	(136,489)	0
Net adjustment for encumbrances	(654,113)	(705,700)	0	2,398,380	0
Budgetary basis	\$(398,170)	\$(2,014,403)	\$520,520	\$(14,232,652)	\$(43,513)



# HAMILTON CITY SCHOOL DISTRICT

## Notes to the Financial Statements For the Fiscal Year Ended June 30, 2002

### 4. Budgetary Basis of Accounting (Continued)

Table #2			
Reconciliation of Net Income (Loss) From GAAP Basis to Budgetary Basis			
Proprietary Fund Types			
	Enterprise Funds	Internal Service Funds	Nonexpendable Trust Funds
GAAP basis net income (loss)	\$(21,321)	\$8,332	\$2,546
Net adjustment for revenue accruals	38,692	36	0
Net adjustment for expense accruals	86,952	(10,643)	(9,049)
Net adjustment for nonoperating revenues	(91,647)	0	0
Net adjustment for interfund loan transactions	(40,000)	0	0
Net adjustment for encumbrances	<u>0</u>	<u>0</u>	<u>2,829</u>
Budgetary basis	\$( <u>27,324</u> )	\$( <u>2,275</u> )	\$( <u>3,674</u> )

### 5. Deposits and Investments

State statutes classify monies held by the School District into three categories.

Active deposits are public deposits necessary to meet current demands on the treasury. Such monies must be maintained either as cash in the School District treasury, in commercial accounts payable or withdrawable on demand, including negotiable order of withdrawal (NOW) accounts, or in money market deposit accounts.

Inactive deposits are public deposits the Board of Education has identified as not required for use within the current two year period of designation of depositories. Inactive deposits must either be evidenced by certificates of deposit maturing not later than the end of the current period of designation of depositories, or by savings or deposit accounts including, but not limited to passbook accounts.

Interim deposits are deposits of interim monies. Interim monies are those monies which are not needed for immediate use but which will be needed before the end of the current period of designation of depositories. Interim deposits must be evidenced by time certificates of deposit maturing not more than one year from the date of deposit, or by savings accounts, including passbook accounts.

Protection of the School District's deposits is provided by the Federal Deposit Insurance Corporation (FDIC), by eligible securities pledged by the financial institution as security for repayment, by surety company bonds deposited with the treasurer by the financial institution or by a single collateral pool established by the financial institution to secure the repayment of all public money deposited with the institution.

# HAMILTON CITY SCHOOL DISTRICT

## Notes to the Financial Statements For the Fiscal Year Ended June 30, 2002

### 5. Deposits and Investments (Continued)

Interim monies may be deposited or invested in the following securities:

1. United States Treasury Notes, Bills, Bonds, or any other obligation or security issued by the United States Treasury or any other obligation guaranteed as to principal and interest by the United States;
2. Bonds, notes, debentures, or any other obligations or securities issued by any federal government agency or instrumentality, including but not limited to, the Federal National Mortgage Association, Federal Home Loan Bank, Federal Farm Credit Bank, Federal Home Loan Mortgage Corporation, Government National Mortgage Association, and Student Loan Marketing Association. All federal agency securities shall be direct issuances of federal government agencies or instrumentalities;
3. Written repurchase agreements in the securities listed above provided that the market value of the securities subject to the repurchase agreement must exceed the principal value of the agreement by at least two percent and be marked to market daily, and that the term of the agreement must not exceed thirty days;
4. Bond and other obligations of the State of Ohio;
5. No-load money market mutual funds consisting exclusively of obligations described in division (1) or (2) and repurchase agreements secured by other such obligations, provided that investments in securities described in this division are made only through eligible institutions;
6. The State Treasurer's investment pool (STAROhio);
7. Certain banker's acceptances and commercial paper notes for a period not to exceed one hundred and eighty days from the date of purchase in an amount not to exceed twenty-five percent of the interim moneys available for investment at any one time; and,
8. Under limited circumstances, debt interests rated in either of the two highest rating classifications by at least two nationally recognized rating agencies.

Investments in stripped principal or interest obligations, reverse repurchase agreements and derivatives are prohibited. The issuance of taxable notes for the purpose of arbitrage, the use of leverage and short selling are also prohibited. An investment must mature within five years from the date of purchase unless matched to a specific obligation or debt of the School District, and must be purchased with the expectation that it will be held to maturity. Investments may only be made through specified dealers and institutions. Payment for investments may be made only upon delivery of the securities representing the investments to the treasurer or qualified trustee or, if the securities are not represented by a certificate, upon receipt of confirmation of transfer from the custodian.

At year end, the School District had no undeposited cash on hand

The following information classifies deposits and investments by categories of risk as defined in GASB Statement No. 3, "Deposits With Financial Institutions, Investments (including Repurchase Agreements), and Reverse Repurchase Agreements."

# HAMILTON CITY SCHOOL DISTRICT

## Notes to the Financial Statements For the Fiscal Year Ended June 30, 2002

### 5. Deposits and Investments (Continued)

#### Deposits

At year end, the carrying amount of the School District's deposits was \$248,567. The bank balance of the District's deposits was \$691,454 and the balance of retainage on hand was \$132,007. Of the bank balance:

1. \$100,605 was covered by federal depository insurance; and
2. \$590,849 was covered by collateral held by the pledging institution's trust department pursuant to Ohio Revised Code, Section 135.181. Section 135.181, The Uniform Depository Act, authorizes pledging of pooled securities in lieu of pledging specific securities. Specifically, a designated public depository may pledge a single pool of eligible securities to secure repayment of all public moneys deposited in the financial institution, provided that at all times the total value of the securities so pledged is at least equal to 110% of the total amount of all public deposits secured by the pool, including the portion of such deposits covered by any federal deposit insurance. The deposits not covered by federal depository insurance are considered uninsured and uncollateralized under the provisions of GASB Statement No. 3.

#### Investments

The School District's investments are required to be categorized to give an indication of the level of risk assumed by the School District at year end. Category 1 includes investments that are insured or registered or for which the securities are held by the School District or its agent in the School District's name. Category 2 includes uninsured and unregistered investments for which the securities are held by the counterparty's trust department or agent in the School District's name. Category 3 includes uninsured and unregistered investments for which the securities are held by the counterparty, or by its trust department or agent but not in the School District's name.

Based on the above criteria, the District's investments at June 30, 2002 are classified in Table #3.

<u>Description</u>	<u>Category</u>	<u>Carrying Amount</u>	<u>Fair Value</u>
<b><i>Investments:</i></b>			
Federal Farm Credit Bank	2	\$2,092,435	\$2,092,435
Federal National Mortgage Association	2	<u>2,798,264</u>	<u>2,798,264</u>
Total		<u>\$4,890,699</u>	<u>\$4,890,699</u>

# HAMILTON CITY SCHOOL DISTRICT

## Notes to the Financial Statements For the Fiscal Year Ended June 30, 2002

### 5. Deposits and Investments (Continued)

The District's investment in the State Treasurer's pool (STAROhio) is not categorized because it is not evidenced by securities that exist in physical or book entry form. Investments in STAROhio are backed by the securities purchased by STAROhio. Historically, over 90% of investments purchased by STAROhio are U.S. Government obligations and securities purchased and held in a third party custodial arrangement on behalf of STAROhio.

A reconciliation between the classifications of cash and investments on the combined financial statements and the classification per GASB Statement No. 3 is as follows:

	<u>Cash and Cash Equivalents/Deposits</u>	<u>Investments</u>
GASB Statement 9	\$42,696,039	\$ 4,890,699
Star Ohio	(42,405,472)	42,405,472
Cash in Fifth Third Investment Account	<u>(42,000)</u>	<u>42,000</u>
GASB Statement 3	\$ <u>248,567</u>	<u>\$47,338,171</u>

### 6. Property Taxes

Property taxes include amounts levied against real, public utility and tangible personal (business) property. The assessed value, by property classification, upon which taxes collected in 2001 were based are as follows:

Tangible personal	\$106,392,029
Public utility personal	16,859,270
Real Estate	<u>682,507,170</u>
Total assessed value	<u>\$805,758,469</u>

In 2002, real property taxes were levied in January on the assessed values as of January 1, 2001, the lien date. Assessed values are established by the County Auditor at 35% of appraised market value. A revaluation of real property is required to be completed no less than every six years, with a statistical update every third year. The most recent revaluation was completed in January, 1999. Tangible personal property tax is assessed on equipment and inventory held by businesses. Tangible property is assessed at 25% of true value (as defined). In 2002, each business was eligible to receive a \$10,000 exemption in assessed value which was reimbursed by the State.

Real property taxes are payable annually or semi-annually. In 2002, if paid annually, payment was due by January 20th. If paid semi-annually, the first payment (at least 1/2 of amount billed) was due January 20<sup>th</sup> with the remainder due on June 20th.

The County Auditor remits portions of the taxes collected to all taxing districts with periodic settlements of real and public utility property taxes in February and August and tangible personal property taxes in June and October. The District records billed but uncollected property taxes as receivables at their estimated net realizable value.

# HAMILTON CITY SCHOOL DISTRICT

## Notes to the Financial Statements For the Fiscal Year Ended June 30, 2002

### 6. Property Taxes (Continued)

Uncollected taxes outstanding, available to the District as of June 30th, are recorded as receivables and revenues for the current fiscal year, and are shown as a fund balance reserve. Uncollected taxes outstanding, not available to the District as of June 30th, are recorded as receivables and deferred revenues.

### 7. Receivables

Receivables at June 30, 2002 consisted of taxes, accounts receivable, accrued interest, and intergovernmental grants and entitlements. All receivables are considered collectible in full due to the ability to foreclose for the nonpayment of taxes, the stable condition of State programs, and the current year guarantee of federal funds. A summary of the principal items of receivables is shown in table #4.

<u>Fund</u>	<u>Taxes</u>	<u>Accounts</u>	<u>Accrued Interest</u>	<u>Intergovernmental</u>
General	\$19,823,504	\$30,749	\$ 0	\$ 944,057
Special Revenue	0	11,367	0	45,983
Debt Service	4,183,868	0	0	126,131
Capital Projects	2,463,293	0	71,445	184,992
Enterprise	0	48	0	0
Internal Service	0	0	0	0
Agency	<u>0</u>	<u>0</u>	<u>0</u>	<u>0</u>
Total All Funds	<u>\$26,470,665</u>	<u>\$42,164</u>	<u>\$71,445</u>	<u>\$1,301,163</u>

# HAMILTON CITY SCHOOL DISTRICT

## Notes to the Financial Statements For the Fiscal Year Ended June 30, 2002

### 8. Fixed Assets

A summary of the changes in the General Fixed Assets Account Group during the fiscal year is shown in Table #5.

**Table #5**

	<u>Balance 6/30/01</u>	<u>Additions</u>	<u>Disposals</u>	<u>Balance 6/30/02</u>
Land/Improvements	\$ 1,623,671	\$ 673,119	\$ (80,261)	\$ 2,216,529
Building and Building Improvements	30,038,558	14,569,753	0	44,608,311
Furniture/Equipment	16,174,642	2,837,338	(1,903,569)	17,108,411
Construction in Progress	<u>8,281,206</u>	<u>0</u>	<u>(8,281,206)</u>	<u>0</u>
<b>Total</b>	<b><u>\$56,118,077</u></b>	<b><u>\$18,080,210</u></b>	<b><u>\$(10,265,036)</u></b>	<b><u>\$63,933,251</u></b>

**Additions to Building and improvements includes the \$8,281,206 removed from construction in progress.**

A summary of the Proprietary Fund fixed assets at June 30, 2002 is shown in Table #6.

**Table #6**

Furniture and Equipment	\$604,434
Less: Accumulated Depreciation	<u>(527,944)</u>
<b>Net Fixed Assets - Proprietary Fund</b>	<b>\$ <u>76,390</u></b>

### 9. Long-term Debt

#### A. General Long-term Bonds

The current obligation bonds outstanding, issued to provide funds for the acquisition and construction of facilities and equipment, are general obligations of the school district for which the full faith and credit of the District is pledged for repayment. Accordingly, such unmatured obligations of the District are accounted for in the general long-term obligation account group. Payments of principal and interest relating to all District bonds are recorded as expenditures in the debt service fund.

# HAMILTON CITY SCHOOL DISTRICT

## Notes to the Financial Statements For the Fiscal Year Ended June 30, 2002

### 9. Long-term Debt (Continued)

A summary of the District's bonds outstanding as of June 30, 2002 is shown in table #7.

<b>Table #7</b>				
<u>Purpose</u>	<u>Interest Rate</u>	<u>Issue Date</u>	<u>Maturity Date</u>	<u>Amount</u>
School Improvement	5.51%	6/99	12/24	\$ 4,500,000
School Improvement	5.61%	9/99	12/24	\$40,500,000
	<u>Balance</u>	<u>New Issues</u>	<u>Retired</u>	<u>Balance</u>
<u>Purpose</u>	<u>6/30/01</u>	<u>2002</u>	<u>2002</u>	<u>6/30/02</u>
School Improvement	\$ 4,400,000	\$0	\$100,000	\$ 4,300,000
School Improvement	<u>40,495,000</u>	<u>0</u>	<u>5,000</u>	<u>40,490,000</u>
<b>Total</b>	<b><u>\$44,895,000</u></b>	<b><u>\$0</u></b>	<b><u>\$105,000</u></b>	<b><u>\$44,790,000</u></b>

A summary of the District's future annual debt service requirements to maturity is shown in table #8.

<u>Year Ending</u> <u>June 30</u>	<u>Principal</u>	<u>Interest</u>
Fiscal 2003	\$ 900,000	2,468,788
Fiscal 2004	1,125,000	2,420,431
Fiscal 2005	1,140,000	2,361,875
Fiscal 2006	1,160,000	2,299,950
Fiscal 2007 and thereafter	<u>40,465,000</u>	<u>25,378,889</u>
<b>Total Payments</b>	<b><u>\$44,790,000</u></b>	<b><u>\$34,929,933</u></b>

# HAMILTON CITY SCHOOL DISTRICT

## Notes to the Financial Statements For the Fiscal Year Ended June 30, 2002

### 9. Long-term Debt (Continued)

#### B. Bond Anticipation Notes Payable

In July, 2000, the District issued a \$665,000 bond anticipation note payable to Firststar Bank. The note was repaid in March of 2001, and a second note was issued in the amount of \$590,000. In March of 2002, the second note was repaid, and a new note issued in the amount of \$450,000. A long-term financing agreement has been reached with Firststar Bank and the Hamilton Community Foundation since the issuance of these notes.

Per FASB Statement number 6 bond anticipation notes may be treated as a long-term liability when:

- 1) The intention is to refinance the debt on a long-term basis, and
- 2) The intention can be substantiated through a post-balance sheet issuance of the long-term debt or by issuance of an acceptable financing agreement.

A summary of the note payable to Firststar Bank is shown in table #9.

<u>Note Dated</u>	<u>Amount</u>	<u>Interest Rate</u>	<u>Maturity Date</u>
3/02	\$450,000	3.95%	3/03

#### C. H.B. 264 Energy Conservation Measures

Substitute House Bill 264 ("H.B. 264"), which became effective October 1, 1985 authorized the following methods for boards of education to finance energy conservation measures:

- A. Unvoted bonds and notes under Ohio's Uniform Bond Law;
- B. Unvoted installment payment agreements; and
- C. Unvoted shared-savings arrangements.

H.B. 264 added Section 133.06(G) to Chapter 133 of the Ohio Revised Code (sometimes called the "Uniform Bond Law") which permits a board of education to issue unvoted bonds and notes to finance energy conservation measures. Section 133.06(G) provides a four-step process for issuing such obligations:

1. A board of education contracts for an analysis and recommendations for energy conservation measures;
2. If the board finds that the energy conservation measures are likely to pay for themselves over ten years, the board requests the State Department of Education for permission to borrow in order to finance the energy conservation measures.
3. If the State Department of Education finds that the local board of education's findings are reasonable, it authorizes the borrowing, and the local board of education may issue its notes or bonds;
4. As long as the indebtedness remains outstanding, the local board of education monitors the performance of the energy conservation measures and reports on the energy conservation measures annually to the State Department of Education, which reports are certified by an architect or engineer independent of the vendor that supplied the energy conservation measures.



# HAMILTON CITY SCHOOL DISTRICT

## Notes to the Financial Statements For the Fiscal Year Ended June 30, 2002

### 9. Long-term Debt (Continued)

The bonds and notes issued under Section 133.06(G) are general obligations of the local board of education, are not subject to the 1/10 of 1% unvoted debt limitation generally applicable to boards of education, but are subject to a 9/10 of 1% debt limit contained in Section 133.06(G). Such bonds and notes must otherwise comply with the applicable provisions of Chapter 133 of the Ohio Revised Code, and any such bonds have a maximum maturity of ten years (Section 133.20).

Table #10 is a description of the District's Energy Conservation Notes outstanding at June 30, 2002.

<u>Purpose</u>	<u>Interest Rate</u>	<u>Issue Date</u>	<u>Maturity Date</u>	<u>Balance 6/30/01</u>	<u>Retired in 2002</u>	<u>Balance 6/30/02</u>
Energy Conservation	6.55%	10/91	10/01	\$ 20,000	(\$20,000)	\$ 0
Energy Conservation	4.60%	7/93	9/03	<u>1,500,000</u>	<u>(500,000)</u>	<u>1,000,000</u>
<b>Totals</b>				<u>\$1,520,000</u>	<u>(\$520,000)</u>	<u>\$1,000,000</u>

Table #11 is a summary of the District's future annual debt service requirements to maturity for Energy Conservation Notes:

<u>Payment Date</u>	<u>Interest</u>	<u>Principal</u>	<u>Balance</u>
Fiscal 2003	\$37,250	\$500,000	500,000
Fiscal 2004	<u>12,500</u>	<u>500,000</u>	0
<b>Total Payments</b>	<u>\$49,750</u>	<u>\$1,000,000</u>	

### 9. Long-term Debt (Continued)

#### D. Capital Leases

The District has entered into a lease agreement for the acquisition of Xerox copiers. The terms of each agreement provide options to purchase the equipment. Each lease meets the criteria of a capital lease as defined by Statement of Financial Accounting Standards No. 13, "Accounting for Leases", which defines a capital lease generally as one which transfers benefits and risks of ownership to the lessee at the conclusion of the lease term. Therefore, these lease agreements have been recorded at the present value of the future minimum lease payments as of the date of their inception.

# HAMILTON CITY SCHOOL DISTRICT

## Notes to the Financial Statements For the Fiscal Year Ended June 30, 2002

A schedule of the future minimum lease payments required under these capital leases, and the present value of the minimum lease payments as of June 30, 2002 is presented in Table #12.

**Table #12**

<u>Year Ending June 30</u>	<u>Copiers</u>
2003	\$169,173
2004	<u>14,098</u>
Total payments	183,271
Less: Amounts representing interest	<u>(20,564)</u>
Present value of minimum lease payments	<u>\$162,707</u>

The District also entered into a lease agreement with the Hamilton Community Foundation for the acquisition of a new administration building. The terms of this agreement transfers complete ownership to the District at the end of the lease. This lease meets the criteria of a capital lease as defined by Statements of Financial Accounting Standards No. 13, "Accounting for Leases", as described above. Therefore this lease agreement has been recorded at the present value of the future minimum lease payments as of the date of its inception.

A schedule of the future minimum lease payments required under this capital lease, and the present value of the minimum lease payments as of June 30, 2001 is presented in Table #13.

**Table #13**

<u>Year Ending June 30</u>	<u>Building</u>
2003	\$115,000
2004	110,000
2005	<u>105,000</u>
Total payments	330,000
Less: Amounts representing interest	<u>(30,000)</u>
Present value of minimum lease payments	<u>\$300,000</u>

# HAMILTON CITY SCHOOL DISTRICT

## Notes to the Financial Statements For the Fiscal Year Ended June 30, 2002

### 9. Long-term Debt (Continued)

#### E. Changes in the General Long Term Obligations Account Group

During the year ended June 30, 2002, the changes presented in Table #14 occurred in liabilities reported in the General Long Term Obligations Account Group. Compensated absences will be paid from the fund from which the employee is paid. Due to other governments represents the amount due for SERS retirement obligations, which will not be paid out of current available funds.

	Balance <u>July 1, 2001</u>	<u>Increase</u>	<u>(Decrease)</u>	Balance <u>June 30, 2002</u>
Compensated Absences	\$5,032,028	\$ 0	\$ (82,187)	\$4,949,841
Accrued wages and benefits	481,128	13,600	0	494,728
Capital Leases	702,507	0	(239,800)	462,707
Energy Conservation Measure Notes	1,520,000	0	(520,000)	1,000,000
General Obligation Bonds	44,895,000	0	(105,000)	44,790,000
Bond Anticipation Notes	<u>590,000</u>	<u>450,000</u>	<u>(590,000)</u>	<u>450,000</u>
Total	<u>\$53,220,663</u>	<u>\$463,600</u>	<u>(\$1,536,987)</u>	<u>\$52,147,276</u>

### 10. Defined Benefit Pension Plans

#### A. School Employees Retirement System:

The School District contributes to the School Employees Retirement System of Ohio (SERS), a cost-sharing multiple employer public employee retirement system administered by the School Employees Retirement Board. SERS provides basic retirement benefits, disability, survivor, and health care benefits based on eligible service credit to members and beneficiaries. Benefits are established by Chapter 3309 of the Ohio Revised Code. SERS issues a publicly available financial report that includes financial statements and required supplementary information for SERS. That report may be obtained by writing to the School Employees Retirement System, 45 North Fourth Street, Columbus, Ohio 43215-3634, or by calling (614) 222-5853.

Plan members are required to contribute 9 percent of their annual covered salary and the School District is required to contribute 14 percent; for fiscal year 2001. The contribution rates are not determined actuarially, but are established by SERS's Retirement Board within the rates allowed by State statute. The adequacy of the contribution rate is determined annually. The School District's required contributions for pension obligations to SERS for the fiscal years ended June 30, 2002, 2001, and 2000 were \$1,484,184, \$1,443,384, and \$1,284,504, respectively; 50.0 percent has been contributed for fiscal year 2002 and 100 percent for the fiscal years 2001 and 2000. \$742,092 representing the unpaid contribution for fiscal year 2002, is recorded as a liability within the respective funds and the general long-term obligations account group.

# HAMILTON CITY SCHOOL DISTRICT

## Notes to the Financial Statements For the Fiscal Year Ended June 30, 2002

### 10. Defined Benefit Pension Plans (Continued)

#### B. State Teachers Retirement System

The School District contributes to the State Teachers Retirement System of Ohio (The STRS), a cost-sharing multiple employer public employee retirement system administered by the State Teachers Retirement Board. STRS provides basic retirement benefits, disability, survivor, and health care benefits based on eligible service credit to members and beneficiaries. Benefits are established by Chapter 3307 of the Ohio Revised Code. STRS issues a publicly available financial report that includes financial statements and required supplementary information for STRS. That report may be obtained by writing to the State Teachers Retirement System, 275 East Broad Street, Columbus, Ohio 43215-3771, or by calling (614) 227-4098.

Plan members are required to contribute 9.3 percent of their annual covered salary and the School District is required to contribute 14 percent. Contribution rates are established by STRS, upon recommendation of its consulting actuary, not to exceed statutory maximum rates of 10 percent for members and 14 percent for employers. The School districts required contributions for pension obligations to STRS for the fiscal years ended June 30, 2002, 2001, and 2000 were \$5,147,304, \$4,812,166, and \$5,522,738, respectively; 83.33 percent has been contributed for fiscal year 2002 and 100 percent for fiscal years 2001 and 2000. \$857,884 represents the unpaid contribution for fiscal year 2002, and is recorded as a liability within the respective funds.

#### C. Social Security System

Effective July 1, 1991, all employees not otherwise covered by the School Employees Retirement System or the State Teachers Retirement System have an option to choose Social Security or the School Employees Retirement System/State Teachers Retirement System.

Ohio law permits Board of Education members to be compensated up to \$80 per meeting. As of June 30, 2002, members of the Hamilton City School District Board of Education have chosen to serve without compensation.

### 11. Post Employment Benefits

The School District provides comprehensive health care benefits to retired teachers and their dependents through the State Teachers Retirement System (STRS), and to retired non-certified employees and their dependents through the School Employees Retirement System (SERS). Benefits include hospitalization, physicians fees, prescription drugs, and reimbursement of monthly Medicare premiums. Benefit provisions and the obligations to contribute are established by the Systems based on authority granted by State statute. Both systems are on a pay-as-you-go basis.

For STRS all benefit recipients are required to pay a portion of health care costs in the form of a monthly premium. By Ohio Law, the cost of coverage paid from STRS funds shall be included in the employer contribution rate, currently 14 percent of covered payroll. The board currently allocates employer contributions equal to two percent of covered payroll to the Health Care Reserve Fund for which payments for health care benefits are paid. For the School District, this amount equaled \$735,329 during the 2002 fiscal year. As of July 1, 2001, eligible benefit recipients totaled 102,132. For the year ended June 30, 2001, net health care costs paid by STRS were \$369,354,000.

# HAMILTON CITY SCHOOL DISTRICT

## Notes to the Financial Statements For the Fiscal Year Ended June 30, 2002

### 11. Post Employment Benefits (Continued)

For SERS, coverage is made available to service retirees with ten or more fiscal years of qualifying service credit, disability and survivor benefit recipients. Members retiring on or after August 1, 1989, with less than twenty-five years of service credit must pay a portion of their premium for health care. The portion is based on years of service up to a maximum of 75 percent of the premium. For this fiscal year, employer contributions to fund health care benefits were 3.5 percent of covered payroll. In addition, SERS levies a surcharge to fund health care benefits equal to 14 percent of the difference between a minimum pay and the members pay, pro-rated for partial service credit. For fiscal year 2002, the minimum pay has been established at \$12,400. For the School District, the amount to fund health care benefits, including surcharge, equaled \$472,899 during the 2002 fiscal year. The number of recipients currently receiving health care benefits is 63,879. For the fiscal year ended June 30, 2001, net health care costs paid by SERS were \$161,439,934.

### 12. Other Employee Benefits

#### A. Compensated Absences

The criteria for determining vacation and sick leave components are derived from negotiated agreements and State laws. Classified employees earn eight to twenty-seven days of vacation per year, depending upon length of service. Accumulated unused vacation time is paid to classified employees upon termination of employment. Teachers and administrators who are not on a twelve month contract do not earn vacation time. Teachers, administrators, and classified employees earn sick leave at the rate of one and one-fourth days per month. Sick leave may accumulate up to 285 days. Upon retirement, payment is made for one-fourth of the first 150 days of sick leave accumulation plus one-half of the days accumulated above 150.

#### B. Insurance Benefits

The School District provides life insurance and accidental death and dismemberment insurance to regular employees through Ohio National Life Insurance Co. Employees receive coverage in the amount of one and one-half to two and one-half the amount of their salary rounded to the nearest \$1,000.

# HAMILTON CITY SCHOOL DISTRICT

## Notes to the Financial Statements For the Fiscal Year Ended June 30, 2002

### 13. Interfund Receivables/Payables

Interfund balances at June 30, 2002 consisted of the individual fund receivables and payables detailed in Table #15 and Table #16.

Table #15	<u>Due From Other Funds</u>	<u>Due To Other Funds</u>
General Fund	\$ 12,580	\$ 1,492
Special Revenue Funds:		
TV Hamilton	0	26
Ohio Reads	262	1,229
Vocational Education Enhancement	0	139
Alternative Schools	0	763
Adult Basic Literacy Education	116	2,102
Economic Security Act	396	396
Community Development Block Grant	0	546
Title VI-B Preschool	<u>0</u>	<u>6,615</u>
Total Special Revenue Funds	774	11,816
Enterprise Funds:		
Food Service	<u>0</u>	<u>46</u>
Total All Funds	<u>\$13,354</u>	<u>\$13,354</u>

Table #16	<u>Interfund Loan Receivable</u>	<u>Interfund Loan Payable</u>
General Fund	\$220,190	\$0
Special Revenue Funds:		
Other Grants	0	9,512
Auxiliary Services	0	77,888
Vocational Education Enhancement	0	11,550
Miscellaneous State Grants	0	6,722
Economic Security Act	0	155
Carl Perkins	0	44,754
Community Block Grant	0	1,563
Title I	0	12,021
Title VI	0	6,177
Drug Free Schools	0	16,054
Title VI-B Preschool	0	7,778
Jobs Education	<u>0</u>	<u>6,016</u>
Total Special Revenue Funds	<u>0</u>	<u>200,190</u>
Enterprise Fund		
Food Service	<u>0</u>	<u>20,000</u>
Total All Funds	<u>\$220,190</u>	<u>\$220,190</u>

# HAMILTON CITY SCHOOL DISTRICT

## Notes to the Financial Statements For the Fiscal Year Ended June 30, 2002

### 14. Segment Information

#### *Enterprise Funds*

The District maintains four Enterprise Funds to account for the operations of Food Services, Uniform School Supply sales, Vocational Rotary sales, and an Adult Education program.

Table #17 reflects, in a summarized format, the more significant financial data relating to the Enterprise Funds of the District as of and for the year ended June 30, 2002.

<b>Table #17</b>	<u>Food Service</u>	<u>Uniform School Supplies</u>	<u>Vocational Rotary</u>	<u>Adult Education Program</u>	<u>Total</u>
Operating revenues	\$1,313,317	\$53,684	\$3,948	\$3,680	\$1,374,629
Operating expenses before depreciation	3,233,948	178,944	4,114	8,339	3,425,345
Depreciation	25,683	0	0	0	25,683
Operating income(loss)	(1,946,314)	(125,260)	(166)	(4,659)	(2,076,399)
Operating grants	1,935,040	0	0	7,216	1,942,256
Loss on sale of fixed assets	(1,178)	0	0	0	(1,178)
Operating transfers in	0	114,000	0	0	114,000
Net income(loss)	(12,452)	(11,260)	(166)	2,557	(21,321)
Net working capital	(77,288)	30,809	9,100	4,509	(32,870)
Total assets	138,288	43,470	9,262	4,509	195,529
Total liabilities	139,185	12,661	162	0	152,008
Total equity	(897)	30,809	9,100	4,509	43,521
<b>Contributed Capital - Food Service Enterprise Fund</b>					
During the fiscal year, contributed capital changed as follows:					
	<u>Balance July 1, 2001</u>	<u>Additions</u>	<u>Deletions</u>	<u>Balance June 30, 2002</u>	
	\$87,514	\$0	\$0	\$87,514	

# HAMILTON CITY SCHOOL DISTRICT

## Notes to the Financial Statements For the Fiscal Year Ended June 30, 2002

### 15. Jointly Governed Organizations

Southwestern Ohio Computer Association (SWOCA) is a jointly governed organization among a three county consortium of school districts. The jointly governed organization was formed for the purpose of applying modern technology with the aid of computers and other electronic equipment to administrative and instructional functions among member districts. Each of the governments of these schools supports SWOCA based upon a per pupil charge dependent upon the software package utilized. SWOCA is governed by a Board of Directors consisting of the superintendents and treasurers of member school districts. The degree of control exercised by any participating school district is limited to its representation on the Board. The Board consists of one representative from each of the participating 29 school districts. During the 2002 fiscal year the district paid \$148,391 to SWOCA for services.

### 16. Risk Management

The District is exposed to various risks of loss related to torts; theft of, damage to and destruction of assets; errors and omissions; injuries to employees; and natural disasters. During fiscal year 2002, insurance coverage for property, liability, and vehicles was provided by commercial insurance carriers. Settlements have not exceeded insurance coverage in any of the past three fiscal years.

The District also provides life insurance and accidental death and dismemberment coverage to all employees. The amount of coverage per employee varies by bargaining unit. Commercial Life provides the life insurance coverage for the District.

The District pays the State Workers' Compensation System a premium based on a rate per \$100 of salaries. This rate is calculated based on accident history and administrative costs.

The District has elected to provide medical, dental, and vision benefits for all eligible employees. Effective September 1, 1996 the district joined the Butler County Health Plan in order to provide medical and dental coverage. The District maintains an Employee Benefits Fund (an internal service fund) to account for the vision self insurance program. J.F. Malloy Inc, provides claims review and processing services.

The Employee Benefits Fund receives a significant portion of the insurance premium from the District. This portion of the premium is paid by the fund that pays the salary for the employee. The remainder of the premium is the employee's responsibility, with the amount varying by coverage and bargaining unit.

The activity in the Employee Benefits Fund will be materially reduced because medical and dental premiums no longer pass through the Employee Benefits Fund.

### 17. Compliance and Accountability

State statute requires all funds to have expenditures and encumbrances within approved appropriation limits. All funds of the District had expenditures and encumbrances within the approved appropriations.



# HAMILTON CITY SCHOOL DISTRICT

## Notes to the Financial Statements For the Fiscal Year Ended June 30, 2002

### 18. Contingent Liabilities

#### A. Grants

The District receives significant financial assistance from numerous federal, state and local agencies in the form of grants. The disbursement of funds received under these programs generally requires compliance with terms and conditions specified in the grant agreements and is subject to audit by the grantor agencies.

Any disallowed claims resulting from such audits could become a liability of the General Fund or other applicable funds. However, in the opinion of management, any such disallowed claims will not have a material effect on any of the financial statements of the individual fund types included herein or on the overall financial position of the District at June 30, 2002.

#### B. Litigation

The District's attorney estimates that all other potential claims against the District not covered by insurance resulting from all other litigation would not materially affect the financial statements of the District.

### 19. State School Funding Decision

On September 6, 2001 the Ohio Supreme Court issued its latest opinion regarding the State's school funding plan. The decision identified aspects of the current plan that require modification if the plan is to be considered constitutional, including:

- A change in the school districts that are used as the basis for determining the base cost support amount. Any change in the amount of funds distributed to school districts as a result of this change must be retroactive to July 1, 2001, although a time line for distribution is not specified.
- Fully funding parity aid no later than the beginning of fiscal year 2004 rather than fiscal year 2006.

The Supreme Court relinquished jurisdiction over the case based on anticipated compliance with its order.

The State of Ohio, in a motion filed September 17, 2001, asked the Court to reconsider and clarify the parts of the decision changing the school districts that are used as the basis for determining the base cost support amount and the requirement that changes be made retroactive to July 1, 2001. In November, 2001, the Court granted the request for reconsideration, but also ordered the parties to participate in a settlement conference with a court appointed mediator. On March 21, 2002, the mediator issued his final report indicating that the conference was unable to produce a settlement. The case is now under reconsideration by the Court.

The School District is currently unable to determine what effect, if any, this decision will have on its future State funding and on its financial operations.

# HAMILTON CITY SCHOOL DISTRICT

## Notes to the Financial Statements For the Fiscal Year Ended June 30, 2002

### 20. Statutory Reserves

The District is required by state law to set aside certain general fund revenue amounts, as defined, into various reserves. During the fiscal year ended June 30, 2002 the reserve activity (cash-basis) was as follows:

	Textbooks	Capital Acquisition	Budget Stabilization	Totals
Set-aside Cash Balance as of June 30, 2001	\$0	\$0	\$536,046	\$536,046
Current Year Set-aside Requirement	1,317,549	1,317,549	0	2,635,098
Current Year Offsets	0	0	0	0
Qualifying Disbursements	<u>(1,317,549)</u>	<u>(1,317,549)</u>	<u>0</u>	<u>(2,635,098)</u>
Set-aside Cash Balance as of June 30, 2002	0	0	536,046	536,046
Amount restricted for bus purchases			<u>0</u>	<u>0</u>
Total restricted assets			<u>\$536,046</u>	<u>\$536,046</u>

Expenditures for textbooks and instructional materials during the year totaled \$1,751,927, which exceeded the amount required for the set-aside.

Expenditures for the Capital Acquisition activity during the year totaled \$8,558,320, which exceeded the amount required for the set aside.

The budget stabilization fund is no longer required. However, the District has opted to leave this fund intact.

**Combining and Individual Fund and  
Account Group Statements  
and Schedules**

## **General Fund**

The General Fund is used to account for all activities of the District not included in other specified funds. This includes, but is not limited to, general instruction, pupil services, operation and maintenance of buildings and grounds, pupil transportation, and the administration of District functions.

**Hamilton City School District  
Schedule of Revenues, Expenditures and  
Changes in Fund Balance  
Budget and Actual (Non-GAAP Budgetary Basis)  
General Fund  
For the Fiscal Year Ended June 30, 2002**

	Revised Budget	Actual	Variance: Favorable (Unfavorable)
<b>Revenues:</b>			
Taxes	\$ 18,065,173	\$ 18,065,173	\$ -
Tuition and fees	659,125	659,125	-
Earnings on investments	640,698	641,846	1,148
<b>Other local revenues:</b>			
Rental of property	31,297	31,297	-
Miscellaneous revenue	276,535	276,535	-
Total other local revenue	<u>307,832</u>	<u>307,832</u>	-
Intergovernmental	<u>36,255,905</u>	<u>36,255,905</u>	-
<b>Total revenues</b>	<u>55,928,733</u>	<u>55,929,881</u>	<u>1,148</u>
<b>Expenditures:</b>			
<b>Current:</b>			
<b>Instruction:</b>			
<b>Regular</b>			
Salaries and wages	16,851,734	16,851,734	-
Fringe benefits	4,511,251	4,511,117	134
Purchased services	337,806	337,806	-
Supplies and materials	1,821,808	1,821,808	-
Equipment purchased	313,159	313,159	-
Other expenditures	5,330	5,330	-
Total regular	<u>23,841,088</u>	<u>23,840,954</u>	<u>134</u>
<b>Special</b>			
Salaries and wages	4,534,270	4,534,270	-
Fringe benefits	1,293,527	1,293,527	-
Purchased services	13,889	13,889	-
Supplies and materials	24,048	24,048	-
Equipment purchased	7,082	7,082	-
Total special	<u>5,872,816</u>	<u>5,872,816</u>	-
<b>Vocational</b>			
Salaries and wages	1,048,574	1,048,574	-
Fringe benefits	296,080	296,080	-
Purchased services	53,670	53,670	-
Supplies and materials	206,844	206,844	-
Equipment purchased	258,526	258,526	-
Other expenditures	9,816	9,816	-
Total vocational	<u>1,873,510</u>	<u>1,873,510</u>	-
<b>Other</b>			
Purchased services	<u>777,625</u>	<u>777,625</u>	-
Total other	<u>777,625</u>	<u>777,625</u>	-

(continued)

**Hamilton City School District**  
**Schedule of Revenues, Expenditures and**  
**Changes in Fund Balance**  
**Budget and Actual (Non-GAAP Budgetary Basis)**  
**General Fund (continued)**  
**For the Fiscal Year Ended June 30, 2002**

	Revised Budget	Actual	Variance: Favorable (Unfavorable)
<b>Support services:</b>			
<b>Pupil</b>			
Salaries and wages	3,082,423	3,082,423	-
Fringe benefits	845,201	845,201	-
Purchased services	57,131	57,131	-
Supplies and materials	339,679	339,679	-
Equipment purchased	23,621	23,621	-
Other expenditures	1,075	1,075	-
<b>Total pupil</b>	<u>4,349,130</u>	<u>4,349,130</u>	<u>-</u>
<b>Instructional staff</b>			
Salaries and wages	1,833,331	1,833,331	-
Fringe benefits	625,756	625,756	-
Purchased services	111,341	111,341	-
Supplies and materials	193,128	193,128	-
Equipment purchased	163,974	163,974	-
Other expenditures	11,207	11,207	-
<b>Total instructional staff</b>	<u>2,938,737</u>	<u>2,938,737</u>	<u>-</u>
<b>General administration</b>			
Purchased services	169,121	169,121	-
Supplies and materials	175	175	-
Equipment purchased	14,706	14,706	-
Other expenditures	66,919	66,919	-
<b>Total general administration</b>	<u>250,921</u>	<u>250,921</u>	<u>-</u>
<b>School administration</b>			
Salaries and wages	2,870,174	2,870,174	-
Fringe benefits	931,936	931,936	-
Purchased services	9,728	9,728	-
Supplies and materials	41,169	41,169	-
Equipment purchased	27,044	27,044	-
Other expenditures	1,040	1,040	-
<b>Total school administration</b>	<u>3,881,091</u>	<u>3,881,091</u>	<u>-</u>
<b>Fiscal</b>			
Salaries and wages	402,077	402,077	-
Fringe benefits	137,052	137,052	-
Purchased services	5,031	5,031	-
Supplies and materials	18,903	18,903	-
Equipment purchased	4,738	4,738	-
Other expenditures	367,790	367,790	-
<b>Total fiscal services</b>	<u>935,591</u>	<u>935,591</u>	<u>-</u>

(continued)

**Hamilton City School District  
Schedule of Revenues, Expenditures and  
Changes in Fund Balance  
Budget and Actual (Non-GAAP Budgetary Basis)  
General Fund (continued)  
For the Fiscal Year Ended June 30, 2002**

	Revised Budget	Actual	Variance: Favorable (Unfavorable)
<b>Business</b>			
Salaries and wages	393,916	393,916	-
Fringe benefits	86,076	86,076	-
Purchased services	152,677	152,677	-
Supplies and materials	583	583	-
Equipment purchased	57,961	57,961	-
Other expenditures	125	125	-
<b>Total business</b>	<u>691,338</u>	<u>691,338</u>	-
<b>Operations and maintenance</b>			
Salaries and wages	2,726,773	2,726,773	-
Fringe benefits	808,511	808,511	-
Purchased services	3,183,736	3,183,736	-
Supplies and materials	303,957	303,957	-
Equipment purchased	92,181	92,181	-
Other expenditures	542	542	-
<b>Total operations and maintenance</b>	<u>7,115,700</u>	<u>7,115,700</u>	-
<b>Pupil transportation</b>			
Salaries and wages	1,103,554	1,103,554	-
Fringe benefits	299,887	299,887	-
Purchased services	247,330	247,330	-
Supplies and materials	163,971	163,971	-
Equipment purchased	275,028	275,028	-
<b>Total pupil transportation</b>	<u>2,089,770</u>	<u>2,089,770</u>	-
<b>Central</b>			
Salaries and wages	130,947	130,947	-
Fringe benefits	39,404	39,404	-
Purchased services	139,753	139,753	-
Supplies and materials	12,971	12,971	-
Equipment purchased	10,214	10,214	-
Other expenditures	273,833	273,833	-
<b>Total central</b>	<u>607,122</u>	<u>607,122</u>	-
<b>Extracurricular activities</b>			
Salaries and wages	535,485	535,485	-
Fringe benefits	103,480	103,480	-
Supplies and Materials	-	-	-
<b>Total extracurricular activities</b>	<u>638,965</u>	<u>638,965</u>	-

(continued)

**Hamilton City School District**  
**Schedule of Revenues, Expenditures and**  
**Changes in Fund Balance**  
**Budget and Actual (Non-GAAP Budgetary Basis)**  
**General Fund (continued)**  
**For the Fiscal Year Ended June 30, 2002**

	Revised Budget	Actual	Variance: Favorable (Unfavorable)
Capital outlay			
Salaries and wages	38,855	38,855	-
Fringe benefits	11,818	11,818	-
Purchased services	147,191	147,191	-
Supplies and Materials	1,343	1,343	-
Improvements/renovations	262,875	262,875	-
Other expenditures	352	352	-
Total capital outlay	<u>462,434</u>	<u>462,434</u>	<u>-</u>
 Total expenditures	 <u>56,325,838</u>	 <u>56,325,704</u>	 <u>134</u>
 Excess (deficiency) of revenues over (under) expenditures	 <u>(397,105)</u>	 <u>(395,823)</u>	 <u>1,282</u>
 Other financing sources (uses)			
Operating transfers (out)	(478,969)	(478,969)	-
Advances in	694,572	694,572	-
Advances (out)	(220,190)	(220,190)	-
Proceeds from sale of Fixed Assets	2,240	2,240	-
Total other financing sources (uses)	<u>(2,347)</u>	<u>(2,347)</u>	<u>-</u>
 Excess (deficiency) of revenues and other financing sources over (under) expenditures and other financing uses	 <u>(399,452)</u>	 <u>(398,170)</u>	 <u>1,282</u>
 Fund balance July 1, 2001	 3,931,955	 3,931,955	 -
Prior year encumbrances appropriated	<u>2,132,798</u>	<u>2,132,798</u>	<u>-</u>
 Fund balance June 30, 2002	 <u>\$ 5,665,301</u>	 <u>\$ 5,666,583</u>	 <u>\$ 1,282</u>



## **Special Revenue Funds**

Special Revenue Funds are established to account for revenues from specific sources which legally, or otherwise, are restricted to expenditures for specific purposes. A description of the District's Special Revenue Funds follows:

### **Insurance Replacement**

This fund provides for the replacement of items destroyed and/or stolen from the District (this covers the deductible on the District's insurance policies). This fund is not intended to account for major rebuilding, such projects would be accounted for in the capital projects accounts.

### **TV Hamilton!**

A fund provided to assist in the programming and broadcasting of local, public access television. This is a cooperative venture between the City of Hamilton! Ohio and the Hamilton City School District.

### **Public School Support**

A fund provided to account for specific local revenue sources, other than taxes or expendable trust, (i.e. profits from vending machines, sales of pictures, etc.). Expenditures from this fund include field trips, assemblies, materials, supplies and equipment for use in the classroom.

### **Other Grants**

A fund used to account for the proceeds of specific revenue sources, except for state and federal grants that are legally restricted to expenditures for specified purposes.

### **Athletic Fund**

A fund provided to account for those student activity programs which have student participation in the activity, but do not have student management of the programs. This fund would usually include athletic programs but could also include the band, cheerleaders, drill team, flag corps, drama club, and other similar types of activities.

### **Auxiliary Service Fund**

A fund used to account for state funds which provided services and materials to pupils attending non-public schools within the boundaries of the District as provided for in state law. Expenditures are primarily for educational supplies, materials and testing.

### **Local Professional Development**

A fund provided to account for receipts and expenditures necessary for providing assistance to school districts for the development of local professional education of staff members.

## **Special Revenue Funds (Continued)**

### **Management Information System**

A fund provided for purchase of computer hardware and software or other cost associated with the implementation of the requirements of the management information system (Ohio Senate Bill 140).

### **Disadvantaged Pupil Impact Aid**

A fund set up to track the minimum mandated portion of the Disadvantaged Pupil Impact Aid from the State Foundation payment per Amended Substitute House Bill No. 298, which revised Section 3317.023 of the Ohio Revised Code.

### **Data Communications**

A fund provided to account for money appropriated for Ohio Educational Computer Network connections.

### **School Net Professional Development**

A fund provided to account for a limited number of professional development subsidy grants.

### **Ohio Reads Volunteer Grant**

A fund provided to account for specific state revenue required to be expended for the implementation of a volunteer tutoring program to improve students reading skills.

### **Summer Intervention**

A fund used to account for summer intervention services to improve student reading abilities and assist the District in improving performance indicators.

### **Vocational Education Enhancement**

A fund used to account for Vocational Education Enhancements to expand the number of students enrolled in tech prep programs, improve student skills, and improve vocational instruction.

### **Alternative Schools**

A fund used to account for specific state revenue required to be expended on the administration and operation of summer school and other alternative means of education.

### **Extended Learning Opportunities**

A fund used to account for after school learning opportunities for children.

## **Special Revenue Funds (Continued)**

### **Miscellaneous State Grants**

A fund used to account for various monies received from state agencies that are not classified elsewhere.

### **Adult Basic Education**

A fund provided to account for instructional programs for persons 16 years of age and older who are not enrolled in school and who have less than a twelfth grade education or its equivalent; development of basic educational skills; increase of opportunities for useful employment; improvement of attitudes towards self, family, and community.

### **Economic Security Act**

A fund provided for strengthening instruction in science, mathematics, modern foreign languages, English, arts and humanities, reading, history, geography, civics, economics, and industrial arts through acquisition of laboratory and other special equipment and materials and through minor remodeling.

### **Title VI-B**

A fund used to account for federal revenues used to assist with the training of teachers, supervisors, administrators, clinicians, or other specialists providing educational services to the handicapped.

### **Carl D. Perkins**

A fund used to account for federal revenues for the development of vocational education programs in the following categories: secondary, post-secondary, adult, disadvantaged and handicapped persons, exemplary programs, cooperative education, ancillary services, research, advisory committees, and work-study projects and sex equity grants. (Formerly known as the Vocational Evaluation Special Revenue Fund).

### **Community Block Grant**

A fund to account for federal funds passed through the local city government to provide for equipment that is beneficial to the district and the community as a whole.

### **Title I**

A fund provided for financial assistance to state and local educational agencies to meet the special needs of educationally deprived children.

### **Title VI**

A fund to consolidate various programs into a single authorization of grants to states for the same purposes set forth in the provisions of law as specified in the authorization section, to be used in accordance with the educational needs and priorities of the state and local agencies.

## **Special Revenue Funds (Continued)**

### **Emergency Immigrant Education**

This fund is used to provide tutoring to students who have recently immigrated to the area, and have no English speaking abilities.

### **Drug Free School Grant**

A fund provided to assist in drug abuse prevention, early intervention, rehabilitation referral, education in elementary and secondary schools, and support components for reducing abuse of alcohol and other drugs.

### **Title VI-B Preschool**

The Preschool Grant Program addresses the improvement and expansion of services for handicapped children ages three through five years.

### **Telecommunications Act Grant**

This fund is used to account for a federal grant that is paid directly to the District's telecommunications service provider. The provider in return grants the District either a credit to be applied towards future invoices or a refund of prior payments.

### **District Continuous Improvement**

A fund used to account for various small grants aimed at improving District test scores.

### **Comprehensive Reform**

A fund used to account for federal receipts to implement various educational reforms in an attempt to improve public education.

### **Jobs Education**

A fund provided to assist students for the "modern" workplace.

**This Page Intentionally Left Blank**

**Hamilton City School District  
Combining Balance Sheet  
All Special Revenue Funds  
June 30, 2002**

	Insurance Replacement	TV Hamilton!	Public School Support	Other Grants
<b>ASSETS:</b>				
Equity in pooled cash and cash equivalents	\$ 15,980	\$ 82,134	\$ 210,353	\$ 5,352
Receivables (net of allowances for uncollectibles)				
Accounts	-	70	2,157	-
Intergovernmental	-	-	60	9,512
Due from other funds	-	-	-	-
<b>Total assets</b>	<u>\$ 15,980</u>	<u>\$ 82,204</u>	<u>\$ 212,570</u>	<u>\$ 14,864</u>
<b>LIABILITIES:</b>				
Accounts payable	\$ -	\$ 10,552	\$ 8,868	\$ 1,060
Accrued wages and benefits	-	3,256	-	-
Interfund loans payable	-	-	-	9,512
Due to other governments	-	719	-	-
Due to other funds	-	26	-	-
<b>Total liabilities</b>	<u>-</u>	<u>14,553</u>	<u>8,868</u>	<u>10,572</u>
<b>EQUITY:</b>				
Fund balances:				
Reserved for encumbrances	-	1,434	12,119	1,301
Reserved for prepayments	-	-	-	-
Unreserved, undesignated	15,980	66,217	191,583	2,991
<b>Total equity</b>	<u>15,980</u>	<u>67,651</u>	<u>203,702</u>	<u>4,292</u>
<b>Total liabilities and equity</b>	<u>\$ 15,980</u>	<u>\$ 82,204</u>	<u>\$ 212,570</u>	<u>\$ 14,864</u>

Athletic Fund	Auxiliary Service	Local Professional Development	Management Information	D.P.L.A.	Data Communications	School Net Professional Development
\$ 157,569	\$ 352,871	\$ -	\$ 26,763	\$ 411,942	\$ 44,284	\$ 2,716
9,140	-	-	-	-	-	-
4,008	-	-	-	-	-	-
-	-	-	-	-	-	-
<u>\$ 170,717</u>	<u>\$ 352,871</u>	<u>\$ -</u>	<u>\$ 26,763</u>	<u>\$ 411,942</u>	<u>\$ 44,284</u>	<u>\$ 2,716</u>
\$ 7,251	\$ 12,680	\$ -	\$ -	\$ -	\$ 4,617	\$ -
-	112,975	-	-	509,030	-	-
-	77,888	-	-	-	-	-
-	446	-	-	9,359	-	-
-	-	-	-	-	-	-
<u>7,251</u>	<u>203,989</u>	<u>-</u>	<u>-</u>	<u>518,389</u>	<u>4,617</u>	<u>-</u>
18,629	92,023	-	4,570	411,942	-	-
-	-	-	-	-	-	-
<u>144,837</u>	<u>56,859</u>	<u>-</u>	<u>22,193</u>	<u>(518,389)</u>	<u>39,667</u>	<u>2,716</u>
<u>163,466</u>	<u>148,882</u>	<u>-</u>	<u>26,763</u>	<u>(106,447)</u>	<u>39,667</u>	<u>2,716</u>
<u>\$ 170,717</u>	<u>\$ 352,871</u>	<u>\$ -</u>	<u>\$ 26,763</u>	<u>\$ 411,942</u>	<u>\$ 44,284</u>	<u>\$ 2,716</u>

Continued

**Hamilton City School District  
Combining Balance Sheet  
All Special Revenue Funds  
June 30, 2002 (Continued)**

	Ohio Reads Volunteer Grant	Summer Intervention	Vocational Education Enhancement	Alternative Schools
<b>ASSETS :</b>				
Equity in pooled cash and cash equivalents	\$ 37,254	\$ 100,244	\$ 2,131	\$ 61,465
Receivables (net of allowances for uncollectibles)				
Accounts	-	-	-	-
Intergovernmental	-	-	-	-
Due from other funds	262	-	-	-
Total assets	<u>\$ 37,516</u>	<u>\$ 100,244</u>	<u>\$ 2,131</u>	<u>\$ 61,465</u>
<b>LIABILITIES:</b>				
Accounts payable	\$ 17,493	\$ -	\$ 810	\$ 2,091
Accrued wages and benefits	5,281	-	-	86,379
Interfund loans payable	-	-	11,550	-
Due to other governments	6,240	-	-	-
Due to other funds	1,229	-	139	763
Total liabilities	<u>30,243</u>	<u>-</u>	<u>12,499</u>	<u>89,233</u>
<b>EQUITY:</b>				
Fund balances:				
Reserved for encumbrances	19,761	-	1,322	59,373
Reserved for prepayments	-	-	-	-
Unreserved, undesignated	(12,488)	100,244	(11,690)	(87,141)
Total equity	<u>7,273</u>	<u>100,244</u>	<u>(10,368)</u>	<u>(27,768)</u>
Total liabilities and equity	<u>\$ 37,516</u>	<u>\$ 100,244</u>	<u>\$ 2,131</u>	<u>\$ 61,465</u>



Extended Learning Opportunities	Miscellaneous State Grants	Adult Basic Education	Economic Security Act	Title VI-B	Carl D. Perkins	Community Block Grant
\$ -	\$ 107,738	\$ 18,130	\$ 990	\$ 137,196	\$ 49,865	\$ -
-	-	-	-	-	-	-
-	16,868	-	112	-	-	1,471
-	-	116	-	-	396	-
<u>\$ -</u>	<u>\$ 124,606</u>	<u>\$ 18,246</u>	<u>\$ 1,102</u>	<u>\$ 137,196</u>	<u>\$ 50,261</u>	<u>\$ 1,471</u>
\$ -	\$ 15,203	\$ 6,479	\$ 277	\$ 2,365	\$ -	\$ -
601	1,672	21,286	197	104,791	21,141	193
-	6,722	-	155	-	44,754	1,563
-	1,533	986	-	2,411	1,455	868
-	-	2,102	-	-	396	546
<u>601</u>	<u>25,130</u>	<u>30,853</u>	<u>629</u>	<u>109,567</u>	<u>67,746</u>	<u>3,170</u>
-	18,411	8,057	671	91,321	49,866	-
-	-	-	-	-	-	-
(601)	81,065	(20,664)	(198)	(63,692)	(67,351)	(1,699)
(601)	99,476	(12,607)	473	27,629	(17,485)	(1,699)
<u>\$ -</u>	<u>\$ 124,606</u>	<u>\$ 18,246</u>	<u>\$ 1,102</u>	<u>\$ 137,196</u>	<u>\$ 50,261</u>	<u>\$ 1,471</u>

Continued

Hamilton City School District  
Combining Balance Sheet  
All Special Revenue Funds  
June 30, 2002 (Continued)

	Title I	Title VI	Emergency Immigrant Education	Drug Free Schools
<b>ASSETS :</b>				
Equity in pooled cash and cash equivalents	\$ 51,932	\$ 6,594	\$ 1,271	\$ 26,251
Receivables (net of allowances for uncollectibles)				
Accounts	-	-	-	-
Intergovernmental	-	-	-	13,952
Due from other funds	-	-	-	-
<b>Total assets</b>	<b><u>\$ 51,932</u></b>	<b><u>\$ 6,594</u></b>	<b><u>\$ 1,271</u></b>	<b><u>\$ 40,203</u></b>
<b>LIABILITIES:</b>				
Accounts payable	\$ 10,698	\$ 6,594	\$ 729	\$ 310
Accrued wages and benefits	468,393	-	-	2,323
Interfund loans payable	12,021	6,177	-	16,054
Due to other governments	1,237	-	-	1,147
Due to other funds	-	-	-	-
<b>Total liabilities</b>	<b><u>492,349</u></b>	<b><u>12,771</u></b>	<b><u>729</u></b>	<b><u>19,834</u></b>
<b>EQUITY:</b>				
Fund balances:				
Reserved for encumbrances	13,879	-	5	23,838
Reserved for prepayments	-	-	-	-
Unreserved, undesignated	<u>(454,296)</u>	<u>(6,177)</u>	<u>537</u>	<u>(3,469)</u>
<b>Total equity</b>	<b><u>(440,417)</u></b>	<b><u>(6,177)</u></b>	<b><u>542</u></b>	<b><u>20,369</u></b>
<b>Total liabilities and equity</b>	<b><u>\$ 51,932</u></b>	<b><u>\$ 6,594</u></b>	<b><u>\$ 1,271</u></b>	<b><u>\$ 40,203</u></b>

Title VI-B Preschool	Telecomm- unications Act Grant	District Continuous Improvement	Compre- hensive Reform	Jobs Education	Total
\$ 180	\$ -	\$ 32,991	\$ 317,625	\$ 10,121	\$ 2,271,942
-	-	-	-	-	11,367
-	-	-	-	-	45,983
-	-	-	-	-	774
<u>\$ 180</u>	<u>\$ -</u>	<u>\$ 32,991</u>	<u>\$ 317,625</u>	<u>\$ 10,121</u>	<u>\$ 2,330,066</u>
\$ -	\$ -	\$ -	\$ -	\$ 5,485	\$ 113,562
11,802	-	2,256	74,401	10,102	1,436,079
7,778	-	-	-	6,016	200,190
-	-	-	-	-	26,401
6,615	-	-	-	-	11,816
<u>26,195</u>	<u>-</u>	<u>2,256</u>	<u>74,401</u>	<u>21,603</u>	<u>1,788,048</u>
180	-	295	-	4,424	833,421
-	-	-	-	-	-
(26,195)	-	30,440	243,224	(15,906)	(291,403)
<u>(26,015)</u>	<u>-</u>	<u>30,735</u>	<u>243,224</u>	<u>(11,482)</u>	<u>542,018</u>
<u>\$ 180</u>	<u>\$ -</u>	<u>\$ 32,991</u>	<u>\$ 317,625</u>	<u>\$ 10,121</u>	<u>\$ 2,330,066</u>

**Hamilton City School District**  
**Combining Statement of Revenues, Expenditures, and**  
**Changes in Fund Balance**  
**All Special Revenue Funds**  
**For the Fiscal Year Ended June 30, 2002**

	Insurance Replacement	TV Hamilton!	Public School Support	Other Grants
<b>Revenues:</b>				
From local sources:				
Tuition	\$ -	\$ -	\$ 760	\$ -
Earnings on investments	-	-	5,582	-
Other local revenues	2,795	147,817	401,836	50,993
Intergovernmental	-	-	1,750	-
<b>Total revenues</b>	<u>2,795</u>	<u>147,817</u>	<u>409,928</u>	<u>50,993</u>
<b>Expenditures:</b>				
Current:				
Instruction:				
Regular	11,816	-	-	25,372
Special	-	-	-	-
Vocational	-	160,405	-	1,000
Adult/continuing	-	-	-	-
Support services:				
Pupil	-	-	408,630	-
Instructional staff	-	-	-	932
Administration	-	-	(50)	-
Fiscal	-	-	-	-
Business	-	-	-	-
Operations and maintenance	-	-	1,360	-
Pupil transportation	-	-	-	-
Central	-	-	-	10,101
Non-instructional services	-	-	-	-
Extracurricular activities	-	-	-	-
Capital outlay	-	-	-	-
Intergovernmental	-	-	-	-
<b>Total expenditures</b>	<u>11,816</u>	<u>160,405</u>	<u>409,940</u>	<u>37,405</u>
<b>Excess (deficiency) of revenues over (under) expenditures</b>	<u>(9,021)</u>	<u>(12,588)</u>	<u>(12)</u>	<u>13,588</u>
<b>Other financing sources (uses):</b>				
Operating transfers in	5,000	-	-	-
Operating transfers out	-	-	771	-
Proceeds from sale of fixed assets	-	-	-	-
<b>Total other financing sources (uses)</b>	<u>5,000</u>	<u>-</u>	<u>771</u>	<u>-</u>
<b>Excess (deficiency) of revenues and other financing sources over (under) expenditures and other uses</b>	<u>(4,021)</u>	<u>(12,588)</u>	<u>759</u>	<u>13,588</u>
Fund balance July 1, 2001	<u>20,001</u>	<u>80,239</u>	<u>202,943</u>	<u>(9,296)</u>
<b>Fund balance June 30, 2002</b>	<u>\$ 15,980</u>	<u>\$ 67,651</u>	<u>\$ 203,702</u>	<u>\$ 4,292</u>

<u>Athletic Fund</u>	<u>Auxiliary Service</u>	<u>Local Professional Development</u>	<u>Management Information System</u>	<u>D.P.I.A.</u>	<u>Data Communications</u>	<u>School Net Professional Development</u>
\$ 9,234	\$ -	\$ -	\$ -	\$ -	\$ -	\$ -
4,275	6,769	-	-	-	-	-
330,753	-	-	-	-	-	-
-	918,123	-	34,023	3,070,851	63,000	5,142
<u>344,262</u>	<u>924,892</u>	<u>-</u>	<u>34,023</u>	<u>3,070,851</u>	<u>63,000</u>	<u>5,142</u>
27,918	-	-	-	3,038,851	-	-
-	-	-	-	-	-	-
-	-	-	-	(8,227)	-	-
-	-	-	-	-	-	-
-	-	-	-	337,574	-	-
-	-	8,564	-	101,002	-	7,426
-	-	-	-	82,747	-	-
-	-	-	-	-	-	-
24,468	-	-	-	45,038	-	-
-	-	-	-	-	-	-
-	-	-	17,925	-	56,457	-
-	810,874	-	-	-	-	-
293,362	-	-	-	-	-	-
-	-	-	-	-	-	-
<u>345,748</u>	<u>810,874</u>	<u>8,564</u>	<u>17,925</u>	<u>3,596,985</u>	<u>56,457</u>	<u>7,426</u>
(1,486)	114,018	(8,564)	16,098	(526,134)	6,543	(2,284)
17,600	-	-	-	-	-	-
-	-	-	-	-	-	-
-	-	-	-	-	-	-
<u>17,600</u>	<u>-</u>	<u>-</u>	<u>-</u>	<u>-</u>	<u>-</u>	<u>-</u>
16,114	114,018	(8,564)	16,098	(526,134)	6,543	(2,284)
147,352	34,864	8,564	10,665	419,687	33,124	5,000
<u>\$ 163,466</u>	<u>\$ 148,882</u>	<u>\$ -</u>	<u>\$ 26,763</u>	<u>\$ (106,447)</u>	<u>\$ 39,667</u>	<u>\$ 2,716</u>

Continued

**Hamilton City School District  
Combining Statement of Revenues, Expenditures, and  
Changes in Fund Balance  
All Special Revenue Funds  
For the Fiscal Year Ended June 30, 2002 (Continued)**

	Ohio Reads Volunteer Grant	Summer Intervention	Vocational Education Enhancement	Alternative Schools
<b>Revenues:</b>				
From local sources:				
Tuition	\$ -	\$ -	\$ -	\$ -
Earnings on investments	-	-	-	-
Other local revenues	-	-	-	-
Intergovernmental	<u>343,000</u>	<u>21,450</u>	<u>65,450</u>	<u>373,275</u>
Total revenues	<u>343,000</u>	<u>21,450</u>	<u>65,450</u>	<u>373,275</u>
<b>Expenditures:</b>				
Current:				
Instruction:				
Regular	-	-	-	-
Special	231,403	21,450	(5,358)	580,370
Vocational	-	-	46,071	-
Adult/continuing	-	-	-	-
Support services:				
Pupil	-	-	-	(4,824)
Instructional staff	158,430	2,683	4,397	-
Administration	-	-	-	-
Fiscal	-	-	3,850	-
Business	-	-	-	-
Operations and maintenance	-	-	-	-
Pupil transportation	-	-	-	8,994
Central	-	-	-	-
Non-instructional services	-	-	-	-
Extracurricular activities	-	-	-	-
Capital outlay	-	-	-	-
Intergovernmental	-	-	28,750	-
Total expenditures	<u>389,833</u>	<u>24,133</u>	<u>77,710</u>	<u>584,540</u>
Excess (deficiency) of revenues over (under) expenditures	<u>(46,833)</u>	<u>(2,683)</u>	<u>(12,260)</u>	<u>(211,265)</u>
<b>Other financing sources (uses):</b>				
Operating transfers in	-	-	-	-
Operating transfers out	-	-	-	-
Proceeds from sale of fixed assets	-	-	-	-
Total other financing sources (uses)	<u>-</u>	<u>-</u>	<u>-</u>	<u>-</u>
Excess (deficiency) of revenues and other financing sources over (under) expenditures and other uses	<u>(46,833)</u>	<u>(2,683)</u>	<u>(12,260)</u>	<u>(211,265)</u>
Fund balance July 1, 2001	<u>54,106</u>	<u>102,927</u>	<u>1,892</u>	<u>183,497</u>
Fund balance June 30, 2002	<u>\$ 7,273</u>	<u>\$ 100,244</u>	<u>\$ (10,368)</u>	<u>\$ (27,768)</u>

Extended Learning Opportunity	Miscellaneous State Grants	Adult Basic Education	Economic Security Act	Title VI-B	Carl D. Perkins	Community Block Grant
\$ -	\$ -	\$ -	\$ -	\$ -	\$ -	\$ -
-	-	-	-	-	-	-
-	96,049	-	-	-	-	-
-	164,305	255,138	28,118	1,137,602	359,747	7,484
-	260,354	255,138	28,118	1,137,602	359,747	7,484
-	10,317	-	-	-	-	-
87,044	105,059	-	-	128,368	-	-
-	-	-	-	-	122,766	-
-	-	214,122	-	-	-	-
-	(101)	-	-	310,829	102,302	-
-	120,266	102,419	43,883	579,203	210	-
-	-	-	-	44,841	10,711	-
-	-	-	-	-	-	-
-	14,825	-	-	-	-	-
-	-	-	-	-	-	-
-	-	-	-	-	(248)	-
-	-	-	933	53,091	-	8,058
-	-	-	-	-	-	-
-	-	-	-	-	-	-
87,044	250,366	316,541	44,816	1,116,332	235,741	8,058
(87,044)	9,988	(61,403)	(16,698)	21,270	124,006	(574)
-	-	-	-	-	-	-
-	-	-	-	-	-	-
-	-	-	-	-	-	-
-	-	-	-	-	-	-
(87,044)	9,988	(61,403)	(16,698)	21,270	124,006	(574)
86,443	89,488	48,796	17,171	6,359	(141,491)	(1,125)
\$ (601)	\$ 99,476	\$ (12,607)	\$ 473	\$ 27,629	\$ (17,485)	\$ (1,699)

Continued

**Hamilton City School District**  
**Combining Statement of Revenues, Expenditures, and**  
**Changes in Fund Balance**  
**All Special Revenue Funds**  
**For the Fiscal Year Ended June 30, 2002 (Continued)**

	Title I	Title VI	Emergency Immigrant Education	Drug Free Schools
<b>Revenues:</b>				
From local sources:				
Tuition	\$ -	\$ -	\$ -	\$ -
Earnings on investments	-	-	-	-
Other local revenues	-	-	-	-
Intergovernmental	<u>2,279,990</u>	<u>63,087</u>	<u>4,100</u>	<u>106,941</u>
Total revenues	<u>2,279,990</u>	<u>63,087</u>	<u>4,100</u>	<u>106,941</u>
<b>Expenditures:</b>				
Current:				
Instruction:				
Regular	58,976	62,715	-	-
Special	2,574,810	-	-	32,965
Vocational	-	-	-	-
Adult/continuing	-	-	-	-
Support services:				
Pupil	-	-	3,558	27,492
Instructional staff	242,685	-	-	25,871
Administration	36,086	-	-	-
Fiscal	-	-	-	-
Business	-	-	-	-
Operations and maintenance	-	-	-	(687)
Pupil transportation	-	-	-	-
Central	-	-	-	-
Non-instructional services	37,765	11,633	-	19,204
Extracurricular activities	-	-	-	-
Capital outlay	500	-	-	-
Intergovernmental	-	-	-	-
Total expenditures	<u>2,950,822</u>	<u>74,348</u>	<u>3,558</u>	<u>104,845</u>
Excess (deficiency) of revenues over (under) expenditures	<u>(670,832)</u>	<u>(11,261)</u>	<u>542</u>	<u>2,096</u>
<b>Other financing sources (uses):</b>				
Operating transfers in	-	-	-	-
Operating transfers out	-	-	-	-
Proceeds from sale of fixed assets	-	-	-	-
Total other financing sources (uses)	<u>-</u>	<u>-</u>	<u>-</u>	<u>-</u>
Excess (deficiency) of revenues and other financing sources over (under) expenditures and other uses	<u>(670,832)</u>	<u>(11,261)</u>	<u>542</u>	<u>2,096</u>
Fund balance July 1, 2001	<u>230,415</u>	<u>5,084</u>	<u>-</u>	<u>18,273</u>
Fund balance June 30, 2002	<u>\$ (440,417)</u>	<u>\$ (6,177)</u>	<u>\$ 542</u>	<u>\$ 20,369</u>



<u>Title VI-B Preschool</u>	<u>Telecomm- unications Act Grant</u>	<u>District Continuous Improvement</u>	<u>Compre- hensive Reform</u>	<u>Jobs Education</u>	<u>Total</u>
\$ -	\$ -	\$ -	\$ -	\$ -	\$ 9,994
-	-	-	-	-	16,626
-	-	-	-	-	1,030,243
<u>53,180</u>	<u>10,399</u>	<u>82,462</u>	<u>469,812</u>	<u>401,453</u>	<u>10,319,882</u>
<u>53,180</u>	<u>10,399</u>	<u>82,462</u>	<u>469,812</u>	<u>401,453</u>	<u>11,376,745</u>
-	-	-	-	151,145	3,387,110
-	-	67,559	233,379	165,069	4,222,118
-	-	-	-	1,761	323,776
-	-	-	-	11,681	225,803
64,290	-	-	-	21,215	1,270,965
-	-	54,536	-	79,937	1,532,444
-	-	-	-	-	174,335
-	-	-	-	-	3,850
-	14,705	-	-	-	14,705
-	-	-	-	-	85,004
-	-	-	-	-	8,994
-	-	-	-	-	84,235
6,676	-	-	-	-	948,234
-	-	-	-	-	293,362
-	-	-	-	-	500
-	-	-	-	-	28,750
<u>70,966</u>	<u>14,705</u>	<u>122,095</u>	<u>233,379</u>	<u>430,808</u>	<u>12,604,185</u>
<u>(17,786)</u>	<u>(4,306)</u>	<u>(39,633)</u>	<u>236,433</u>	<u>(29,355)</u>	<u>(1,227,440)</u>
-	-	-	-	-	22,600
-	-	-	-	-	771
-	-	-	-	-	-
-	-	-	-	-	23,371
(17,786)	(4,306)	(39,633)	236,433	(29,355)	(1,204,069)
<u>(8,229)</u>	<u>4,306</u>	<u>70,368</u>	<u>6,791</u>	<u>17,873</u>	<u>1,746,087</u>
<u>\$ (26,015)</u>	<u>\$ -</u>	<u>\$ 30,735</u>	<u>\$ 243,224</u>	<u>\$ (11,482)</u>	<u>\$ 542,018</u>

**Hamilton City School District**  
**Schedule of Revenues, Expenditures and**  
**Changes in Fund Balance**  
**Budget and Actual (Non-GAAP Budgetary Basis)**  
**Insurance Replacement Special Revenue Fund**  
**For the Fiscal Year Ended June 30, 2002**

	Revised Budget	Actual	Variance: Favorable (Unfavorable)
Revenues:			
Other local revenues:			
Miscellaneous	\$ 2,795	\$ 2,795	\$ -
Total other local revenue	<u>2,795</u>	<u>2,795</u>	<u>-</u>
Expenditures:			
Current:			
Instruction:			
Regular:			
Equipment purchased	<u>27,796</u>	<u>11,815</u>	<u>15,981</u>
Total regular	<u>27,796</u>	<u>11,815</u>	<u>15,981</u>
Total expenditures	<u>27,796</u>	<u>11,815</u>	<u>15,981</u>
Excess (deficiency) of revenues over (under) expenditures	<u>(25,001)</u>	<u>(9,020)</u>	<u>(15,981)</u>
Other financing sources			
Operating transfers in	<u>5,000</u>	<u>5,000</u>	<u>-</u>
Total other financing sources	<u>5,000</u>	<u>5,000</u>	<u>-</u>
Excess(deficiency) of revenues and other financing sources over (under) expenditures and other financing uses	<u>(20,001)</u>	<u>(4,020)</u>	<u>(15,981)</u>
Fund balance July 1, 2001	20,001	20,001	-
Prior year encumbrances appropriated	<u>-</u>	<u>-</u>	<u>-</u>
Fund balance June 30, 2002	<u>\$ -</u>	<u>\$ 15,981</u>	<u>\$ (15,981)</u>

**Hamilton City School District  
Schedule of Revenues, Expenditures and  
Changes in Fund Balance  
Budget and Actual (Non-GAAP Budgetary Basis)  
TV Hamilton! Special Revenue Fund  
For the Fiscal Year Ended June 30, 2002**

	Revised Budget	Actual	Variance: Favorable (Unfavorable)
<b>Revenues:</b>			
Other local revenues:			
Contributions and donations	\$ 147,747	\$ 147,747	\$ -
Total other local revenue	<u>147,747</u>	<u>147,747</u>	<u>-</u>
Total revenues	<u>147,747</u>	<u>147,747</u>	<u>-</u>
<b>Expenditures:</b>			
Current:			
Instruction:			
Vocational:			
Salaries and wages	161,286	103,296	57,990
Fringe benefits	26,205	26,191	14
Purchased services	16,000	7,281	8,719
Supplies and materials	12,300	9,734	2,566
Equipment purchased	<u>15,804</u>	<u>14,504</u>	<u>1,300</u>
Total vocational	<u>231,595</u>	<u>161,006</u>	<u>70,589</u>
Total expenditures	<u>231,595</u>	<u>161,006</u>	<u>70,589</u>
Excess (deficiency) of revenues over (under) expenditures	(83,848)	(13,259)	70,589
Fund balance July 1, 2001	81,482	81,482	-
Prior year encumbrances appropriated	<u>2,366</u>	<u>2,366</u>	<u>-</u>
Fund balance June 30, 2002	<u>\$ -</u>	<u>\$ 70,589</u>	<u>\$ 70,589</u>

**Hamilton City School District**  
**Schedule of Revenues, Expenditures and**  
**Changes in Fund Balance**  
**Budget and Actual (Non-GAAP Budgetary Basis)**  
**Public School Support Special Revenue Fund**  
**For the Fiscal Year Ended June 30, 2002**

	Revised Budget	Actual	Variance: Favorable (Unfavorable)
<b>Revenues:</b>			
Intergovernmental	\$ 1,750	\$ 1,750	\$ -
Earnings on investments	5,582	5,582	-
Tuition and fees	760	760	-
<b>Other local revenues:</b>			
Extracurricular activities	284,426	284,426	-
Contributions and donations	76,459	76,459	-
Miscellaneous revenue	<u>41,188</u>	<u>41,188</u>	-
Total other local revenue	<u>402,073</u>	<u>402,073</u>	-
<b>Total revenues</b>	<u>410,165</u>	<u>410,165</u>	-
<b>Expenditures:</b>			
<b>Current:</b>			
<b>Support services:</b>			
<b>Pupil:</b>			
Salaries and wages	2,993	1,308	1,685
Fringe benefits	15,410	8,805	6,605
Purchased services	75,736	56,356	19,380
Supplies and materials	388,050	272,599	115,451
Equipment purchased	82,258	49,798	32,460
Other expenditures	<u>50,415</u>	<u>37,073</u>	<u>13,342</u>
Total pupil	<u>614,862</u>	<u>425,939</u>	<u>188,923</u>
<b>Instructional staff:</b>			
Supplies and materials	681	-	681
Equipment Purchased	<u>641</u>	-	<u>641</u>
Total instructional staff	<u>1,322</u>	-	<u>1,322</u>
<b>Operation and maintenance:</b>			
Purchased services	<u>1,500</u>	<u>1,360</u>	<u>140</u>
Total operation and maintenance	<u>1,500</u>	<u>1,360</u>	<u>140</u>
<b>Total expenditures</b>	<u>617,684</u>	<u>427,299</u>	<u>190,385</u>
<b>Excess (deficiency) of revenues over (under) expenditures</b>	<b>(207,519)</b>	<b>(17,134)</b>	<b>(190,385)</b>

(Continued)

**Hamilton City School District**  
**Schedule of Revenues, Expenditures and**  
**Changes in Fund Balance**  
**Budget and Actual (Non-GAAP Budgetary Basis)**  
**Public School Support Special Revenue Fund**  
**For the Fiscal Year Ended June 30, 2002 (Continued)**

	Revised Budget	Actual	Variance: Favorable (Unfavorable)
Other financing sources (uses)			
Proceeds from sale of fixed assets	<u>771</u>	<u>771</u>	<u>-</u>
Total other financing sources (uses)	<u>771</u>	<u>771</u>	<u>-</u>
Excess (deficiency) of revenues and other financing sources over (under) expenditures and other financing uses	(206,748)	(16,363)	(190,385)
Fund balance July 1, 2001	178,129	178,129	-
Prior year encumbrances appropriated	<u>28,619</u>	<u>28,619</u>	<u>-</u>
Fund balance June 30, 2002	<u>\$ -</u>	<u>\$ 190,385</u>	<u>\$ (190,385)</u>

Hamilton City School District  
Schedule of Revenues, Expenditures and  
Changes in Fund Balance  
Budget and Actual (Non-GAAP Budgetary Basis)  
Other Grants Special Revenue Fund  
For the Fiscal Year Ended June 30, 2002

	<u>Revised Budget</u>	<u>Actual</u>	Variance: Favorable (Unfavorable)
Revenues:			
Other local revenues:			
Miscellaneous	\$ 50,993	\$ 50,993	\$ -
Total other local revenue	<u>50,993</u>	<u>50,993</u>	<u>-</u>
 Total Revenues	 <u>50,993</u>	 <u>50,993</u>	 <u>-</u>
 Expenditures:			
Current:			
Instruction:			
Regular:			
Salaries and wages	755	755	-
Fringe benefits	221	221	-
Purchased services	1,552	1,552	-
Supplies and materials	27,001	24,760	2,241
Other	<u>1,903</u>	<u>1,903</u>	<u>-</u>
Total regular	<u>31,432</u>	<u>29,191</u>	<u>2,241</u>
Vocational:			
Purchased services	125	125	-
Supplies and materials	<u>875</u>	<u>875</u>	<u>-</u>
Total special	<u>1,000</u>	<u>1,000</u>	<u>-</u>
Support services:			
Instructional Staff:			
Salaries	5,152	5,152	-
Fringe benefits	(784)	(784)	-
Purchased services	1,615	1,615	-
Supplies and materials	<u>6,248</u>	<u>6,248</u>	<u>-</u>
Total instructional staff	<u>12,231</u>	<u>12,231</u>	<u>-</u>
Central:			
Other	<u>10,851</u>	<u>10,101</u>	<u>750</u>
Total central	<u>10,851</u>	<u>10,101</u>	<u>750</u>
 Total expenditures	 <u>55,514</u>	 <u>52,523</u>	 <u>2,991</u>
 Excess (deficiency) of revenues over (under) expenditures	 <u>(4,521)</u>	 <u>(1,530)</u>	 <u>2,991</u>

(Continued)

**Hamilton City School District**  
**Schedule of Revenues, Expenditures and**  
**Changes in Fund Balance**  
**Budget and Actual (Non-GAAP Budgetary Basis)**  
**Other Grants Special Revenue Fund**  
**For the Fiscal Year Ended June 30, 2002 (Continued)**

	<u>Revised Budget</u>	<u>Actual</u>	Variance: Favorable <u>(Unfavorable)</u>
Other financing sources (uses)			
Advances in	9,512	9,512	-
Advances (out)	<u>-</u>	<u>(18,494)</u>	<u>(18,494)</u>
Total other financing sources (uses)	<u>9,512</u>	<u>(8,982)</u>	<u>(18,494)</u>
Excess (deficiency) of revenues and other financing sources over (under) expenditures and other financing uses	4,991	(10,512)	(15,503)
Fund balance July 1, 2001	4,304	4,304	-
Prior year encumbrances appropriated	<u>9,199</u>	<u>9,199</u>	<u>-</u>
Fund balance June 30, 2002	<u>\$ 18,494</u>	<u>\$ 2,991</u>	<u>\$ (15,503)</u>

Hamilton City School District  
Schedule of Revenues, Expenditures and  
Changes in Fund Balance  
Budget and Actual (Non-GAAP Budgetary Basis)  
Athletic Special Revenue Fund  
For the Fiscal Year Ended June 30, 2002

	Revised Budget	Actual	Variance: Favorable (Unfavorable)
<b>Revenues:</b>			
Earnings on investments	\$ 4,275	\$ 4,275	\$ -
Tuition and fees	9,234	9,234	-
<b>Other local revenues:</b>			
Extracurricular activities	240,818	240,818	-
Contributions and donations	52,469	52,469	-
Miscellaneous revenue	<u>32,445</u>	<u>32,445</u>	-
Total other local revenue	<u>325,732</u>	<u>325,732</u>	-
<b>Total revenues</b>	<u>339,241</u>	<u>339,241</u>	-
<b>Expenditures:</b>			
<b>Current:</b>			
<b>Instruction:</b>			
<b>Regular Instruction:</b>			
Supplies and materials	8,303	5,534	2,769
Equipment Purchased	<u>37,576</u>	<u>36,134</u>	<u>1,442</u>
Total regular	<u>45,879</u>	<u>41,668</u>	<u>4,211</u>
<b>Support Services:</b>			
<b>Operation and Maintenance:</b>			
Purchased Services	36,880	28,261	8,619
Supplies and materials	<u>1,000</u>	<u>708</u>	<u>292</u>
Total Operation and Maintenance	<u>37,880</u>	<u>28,969</u>	<u>8,911</u>
<b>Extracurricular activities:</b>			
Salaries and wages	18,165	14,726	3,439
Fringe benefits	230	149	81
Purchased services	120,812	107,123	13,689
Supplies and materials	223,734	129,845	93,889
Equipment purchased	29,812	28,073	1,739
Other expenditures	<u>33,562</u>	<u>27,833</u>	<u>5,729</u>
Total extracurricular activities	<u>426,315</u>	<u>307,749</u>	<u>118,566</u>
<b>Total expenditures</b>	<u>510,074</u>	<u>378,386</u>	<u>131,688</u>
<b>Excess (deficiency) of revenues over (under) expenditures</b>	<u>(170,833)</u>	<u>(39,145)</u>	<u>131,688</u>
<b>Other financing sources (uses)</b>			
Operating transfers in	<u>17,600</u>	<u>17,600</u>	-
Total other financing sources (uses)	<u>17,600</u>	<u>17,600</u>	-

(Continued)



**Hamilton City School District**  
**Schedule of Revenues, Expenditures and**  
**Changes in Fund Balance**  
**Budget and Actual (Non-GAAP Budgetary Basis)**  
**Athletic Special Revenue Fund**  
**For the Fiscal Year Ended June 30, 2002 (Continued)**

	Revised <u>Budget</u>	<u>Actual</u>	Variance: Favorable <u>(Unfavorable)</u>
Excess(deficiency) of revenues and other financing sources over (under) expenditures and other financing uses	(153,233)	(21,545)	131,688
Fund balance July 1, 2001	110,623	110,623	-
Prior year encumbrances appropriated	<u>42,610</u>	<u>42,610</u>	<u>-</u>
Fund balance June 30, 2002	<u>\$ -</u>	<u>\$ 131,688</u>	<u>\$ 131,688</u>

**Hamilton City School District**  
**Schedule of Revenues, Expenditures and**  
**Changes in Fund Balance**  
**Budget and Actual (Non-GAAP Budgetary Basis)**  
**Auxillary Service Special Revenue Fund**  
**For the Fiscal Year Ended June 30, 2002**

	Revised Budget	Actual	Variance: Favorable (Unfavorable)
<b>Revenues:</b>			
Intergovernmental	\$ 918,122	\$ 918,122	\$ -
Earnings on investments	<u>6,769</u>	<u>6,769</u>	<u>-</u>
<b>Total revenues</b>	<u>924,891</u>	<u>924,891</u>	<u>-</u>
<b>Expenditures:</b>			
<b>Current:</b>			
Non-Instructional Services			
Salaries and wages	637,280	551,995	85,285
Fringe benefits	114,062	3,068	110,994
Purchased services	27,374	26,333	1,041
Supplies and materials	286,335	241,044	45,291
Equipment purchased	<u>115,361</u>	<u>109,804</u>	<u>5,557</u>
<b>Total Non-Instructional Services</b>	<u>1,180,412</u>	<u>932,244</u>	<u>248,168</u>
<b>Total expenditures</b>	<u>1,180,412</u>	<u>932,244</u>	<u>248,168</u>
<b>Excess (deficiency) of revenues over (under) expenditures</b>	<u>(255,521)</u>	<u>(7,353)</u>	<u>248,168</u>
<b>Other financing sources (uses)</b>			
Advances in	<u>77,888</u>	<u>77,888</u>	<u>-</u>
<b>Total other financing sources (uses)</b>	<u>77,888</u>	<u>77,888</u>	<u>-</u>
<b>Excess (deficiency) of revenues and other financing sources over (under) expenditures and other financing uses</b>	(177,633)	70,535	-
<b>Fund balance July 1, 2001</b>	-	-	-
<b>Prior Year Encumbrances Appropriated</b>	<u>177,633</u>	<u>177,633</u>	<u>-</u>
<b>Fund balance June 30, 2002</b>	<u>\$ -</u>	<u>\$ 248,168</u>	<u>\$ 248,168</u>

**Hamilton City School District  
Schedule of Revenues, Expenditures and  
Changes in Fund Balance  
Budget and Actual (Non-GAAP Budgetary Basis)  
Local Professional Development Special Revenue Fund  
For the Fiscal Year Ended June 30, 2002**

	<u>Revised Budget</u>	<u>Actual</u>	Variance: Favorable (Unfavorable)
Revenues:			
Intergovernmental	\$ -	\$ -	\$ -
 Total revenues	 -	 -	 -
 Expenditures:			
Current:			
Support services:			
Instructional staff:			
Salaries and wages	1,213	1,213	-
Fringe benefits	293	293	-
Purchased services	<u>9,096</u>	<u>9,096</u>	-
Total instructional staff	<u>10,602</u>	<u>10,602</u>	-
 Total expenditures	 <u>10,602</u>	 <u>10,602</u>	 -
 Excess (deficiency) of revenues over (under) expenditures	 (10,602)	 (10,602)	 -
 Fund balance July 1, 2001	 10,152	 10,152	 -
Prior year encumbrances appropriated	<u>450</u>	<u>450</u>	-
 Fund balance June 30, 2002	 <u>\$ -</u>	 <u>\$ -</u>	 <u>\$ -</u>

**Hamilton City School District**  
**Schedule of Revenues, Expenditures and**  
**Changes in Fund Balance**  
**Budget and Actual (Non-GAAP Budgetary Basis)**  
**Management Information System Special Revenue Fund**  
**For the Fiscal Year Ended June 30, 2002**

	Revised Budget	Actual	Variance: Favorable (Unfavorable)
<b>Revenues:</b>			
Intergovernmental	\$ 34,023	\$ 34,023	\$ -
<b>Total revenues</b>	<u>34,023</u>	<u>34,023</u>	<u>-</u>
<b>Expenditures:</b>			
<b>Current:</b>			
Support services:			
Central:			
Salaries	6,425	6,425	-
Fringe benefits	681	181	500
Purchased services	647	647	-
Supplies & materials	7,002	5,827	1,175
Equipment purchased	19,933	4,594	
Other expenditures	10,000	4,820	5,180
Total central	<u>44,688</u>	<u>22,494</u>	<u>6,855</u>
<b>Total expenditures</b>	<u>44,688</u>	<u>22,494</u>	<u>6,855</u>
Excess (deficiency) of revenues over (under) expenditures	(10,665)	11,529	22,194
Fund balance July 1, 2001	10,665	10,665	-
Prior year encumbrances appropriated	<u>-</u>	<u>-</u>	<u>-</u>
Fund balance June 30, 2002	<u>\$ -</u>	<u>\$ 22,194</u>	<u>\$ 22,194</u>

**Hamilton City School District**  
**Schedule of Revenues, Expenditures and**  
**Changes in Fund Balance**  
**Budget and Actual (Non-GAAP Budgetary Basis)**  
**Disadvantaged Pupil Impact Aid Special Revenue Fund (D.P.I.A.)**  
**For the Fiscal Year Ended June 30, 2002**

	<u>Revised</u> <u>Budget</u>	<u>Actual</u>	Variance: Favorable (Unfavorable)
<b>Revenues:</b>			
Intergovernmental	\$ 3,070,851	\$ 3,070,851	\$ -
<b>Total revenues</b>	<u>3,070,851</u>	<u>3,070,851</u>	<u>-</u>
<b>Expenditures:</b>			
<b>Current:</b>			
<b>Instruction:</b>			
<b>Regular:</b>			
Salaries and wages	2,910,362	2,910,362	-
Fringe Benefits	<u>303,906</u>	<u>303,906</u>	-
<b>Total regular</b>	<u>3,214,268</u>	<u>3,214,268</u>	<u>-</u>
<b>Vocational:</b>			
Salaries and wages	43,523	43,523	-
Fringe benefits	(638)	(638)	-
Equipment Purchased	-	-	-
<b>Total vocational</b>	<u>42,885</u>	<u>42,885</u>	<u>-</u>
<b>Support services:</b>			
<b>Pupil:</b>			
Salaries and wages	402,404	402,404	-
Fringe benefits	<u>1,080</u>	<u>1,080</u>	-
<b>Total pupil</b>	<u>403,484</u>	<u>403,484</u>	<u>-</u>
<b>Instructional Staff:</b>			
Salaries and wages	100,106	100,106	-
Fringe benefits	<u>37</u>	<u>37</u>	-
<b>Total Instructional Staff</b>	<u>100,143</u>	<u>100,143</u>	<u>-</u>
<b>Administration:</b>			
Salaries and wages	93,755	93,755	-
Fringe benefits	<u>201</u>	<u>201</u>	-
<b>Total administration</b>	<u>93,956</u>	<u>93,956</u>	<u>-</u>
<b>Operation and Maintenance:</b>			
Salaries and wages	<u>44,703</u>	<u>44,703</u>	<u>-</u>
<b>Total Operation and Maintenance</b>	<u>44,703</u>	<u>44,703</u>	<u>-</u>
<b>Total expenditures</b>	<u>3,899,439</u>	<u>3,899,439</u>	<u>-</u>

(Continued)

**Hamilton City School District**  
**Schedule of Revenues, Expenditures and**  
**Changes in Fund Balance**  
**Budget and Actual (Non-GAAP Budgetary Basis)**  
**Disadvantaged Pupil Impact Aid Special Revenue Fund (D.P.I.A.)**  
**For the Fiscal Year Ended June 30, 2002 (Continued)**

	<u>Revised Budget</u>	<u>Actual</u>	Variance: <u>Favorable (Unfavorable)</u>
Excess (deficiency) of revenues over (under) expenditures	(828,588)	(828,588)	-
Fund balance July 1, 2001	-	-	-
Prior year encumbrances appropriated	<u>828,588</u>	<u>828,588</u>	-
Fund balance June 30, 2002	<u>\$ -</u>	<u>\$ -</u>	<u>\$ -</u>

**Hamilton City School District**  
**Schedule of Revenues, Expenditures and**  
**Changes in Fund Balance**  
**Budget and Actual (Non-GAAP Budgetary Basis)**  
**Data Communications Special Revenue Fund**  
**For the Fiscal Year Ended June 30, 2002**

	Revised Budget	Actual	Variance: Favorable (Unfavorable)
<b>Revenues:</b>			
Intergovernmental	\$ 63,000	\$ 63,000	\$ -
<b>Total revenues</b>	<u>63,000</u>	<u>63,000</u>	<u>-</u>
<b>Expenditures:</b>			
<b>Current:</b>			
<b>Support Services:</b>			
<b>Central:</b>			
Purchased services	97,971	58,304	39,667
Total central	<u>97,971</u>	<u>58,304</u>	<u>39,667</u>
<b>Total expenditures</b>	<u>97,971</u>	<u>58,304</u>	<u>39,667</u>
Excess (deficiency) of revenues over (under) expenditures	(34,971)	4,696	39,667
Fund balance July 1, 2001	-	-	-
Prior year encumbrances appropriated	<u>34,971</u>	<u>34,971</u>	<u>-</u>
Fund balance June 30, 2002	<u>\$ -</u>	<u>\$ 39,667</u>	<u>\$ 39,667</u>

**Hamilton City School District**  
**Schedule of Revenues, Expenditures and**  
**Changes in Fund Balance**  
**Budget and Actual (Non-GAAP Budgetary Basis)**  
**School Net Professional Development Special Revenue Fund**  
**For the Fiscal Year Ended June 30, 2002**

	Revised Budget	Actual	Variance: Favorable (Unfavorable)
<b>Revenues:</b>			
Intergovernmental	<u>\$ 5,142</u>	<u>\$ 5,142</u>	<u>\$ -</u>
<b>Total revenues</b>	<u>5,142</u>	<u>5,142</u>	<u>-</u>
<b>Expenditures:</b>			
Current			
Support services:			
Instructional staff:			
Purchased services	<u>10,142</u>	<u>7,426</u>	<u>2,716</u>
Total instructional staff	<u>10,142</u>	<u>7,426</u>	<u>2,716</u>
<b>Total Expenditures</b>	<u>10,142</u>	<u>7,426</u>	<u>2,716</u>
<b>Excess (deficiency) of revenues over (under) expenditures</b>	<b>(5,000)</b>	<b>(2,284)</b>	<b>2,716</b>
<b>Fund balance July 1, 2001</b>	<u>5,000</u>	<u>5,000</u>	<u>-</u>
<b>Fund balance June 30, 2002</b>	<u>\$ -</u>	<u>\$ 2,716</u>	<u>\$ 2,716</u>



**Hamilton City School District**  
**Schedule of Revenues, Expenditures and**  
**Changes in Fund Balance**  
**Budget and Actual (Non-GAAP Budgetary Basis)**  
**Ohio Reads Volunteer Grant Special Revenue Fund**  
**For the Fiscal Year Ended June 30, 2002**

	<u>Revised Budget</u>	<u>Actual</u>	Variance: Favorable (Unfavorable)
<b>Revenues:</b>			
Intergovernmental	\$ 343,000	\$ 343,000	\$ -
<b>Total revenues</b>	<u>343,000</u>	<u>343,000</u>	<u>-</u>
<b>Expenditures:</b>			
Current:			
Instruction:			
Special:			
Salaries and wages	18,136	18,136	-
Fringe benefits	3,419	3,419	-
Purchased services	17,210	17,210	-
Materials and supplies	249,796	249,796	-
Other expenditures	<u>20,605</u>	<u>20,605</u>	-
Total special	<u>309,166</u>	<u>309,166</u>	<u>-</u>
Support services:			
Instructional staff:			
Salaries and wages	128,098	128,098	-
Fringe benefits	<u>27,185</u>	<u>27,185</u>	-
Total instructional staff	<u>155,283</u>	<u>155,283</u>	<u>-</u>
<b>Total expenditures</b>	<u>464,449</u>	<u>464,449</u>	<u>-</u>
Excess (deficiency) of revenues over (under) expenditures	(121,449)	(121,449)	-
Fund balance July 1, 2001	-	-	-
Prior year encumbrances appropriated	<u>121,449</u>	<u>121,449</u>	<u>-</u>
Fund balance June 30, 2002	<u>\$ -</u>	<u>\$ -</u>	<u>\$ -</u>

**Hamilton City School District**  
**Schedule of Revenues, Expenditures and**  
**Changes in Fund Balance**  
**Budget and Actual (Non-GAAP Budgetary Basis)**  
**Summer Intervention - Special Revenue Fund**  
**For the Fiscal Year Ended June 30, 2002**

	Revised Budget	Actual	Variance: Favorable (Unfavorable)
<b>Revenues:</b>			
Intergovernmental	\$ 21,450	\$ 21,450	\$ -
<b>Total revenues</b>	<u>21,450</u>	<u>21,450</u>	<u>-</u>
<b>Expenditures:</b>			
<b>Current:</b>			
<b>Instructional:</b>			
<b>Special:</b>			
Purchased services	<u>21,450</u>	<u>21,450</u>	<u>-</u>
<b>Total special</b>	21,450	21,450	-
<b>Support services:</b>			
<b>Instructional Staff</b>			
Materials and supplies	<u>2,683</u>	<u>2,683</u>	<u>-</u>
<b>Total instructional staff</b>	<u>2,683</u>	<u>2,683</u>	<u>-</u>
<b>Total expenditures</b>	<u>24,133</u>	<u>24,133</u>	<u>-</u>
Excess (deficiency) of revenues over (under) expenditures	(2,683)	(2,683)	-
Fund balance July 1, 2001	100,244	100,244	
Prior year encumbrances appropriated	<u>2,683</u>	<u>2,683</u>	<u>-</u>
Fund balance June 30, 2002	<u>\$ 100,244</u>	<u>\$ 100,244</u>	<u>\$ -</u>

**Hamilton City School District**  
**Schedule of Revenues, Expenditures and**  
**Changes in Fund Balance**  
**Budget and Actual (Non-GAAP Budgetary Basis)**  
**Vocational Education Enhancement Special Revenue Fund**  
**For the Fiscal Year Ended June 30, 2002**

	Revised Budget	Actual	Variance: Favorable (Unfavorable)
<b>Revenues:</b>			
Intergovernmental	\$ 65,450	\$ 65,450	\$ -
<b>Total revenues</b>	<u>65,450</u>	<u>65,450</u>	<u>-</u>
<b>Expenditures:</b>			
<b>Current:</b>			
<b>Instruction:</b>			
Vocational			
Materials and supplies	13,507	13,507	-
Equipment purchased	<u>33,460</u>	<u>33,460</u>	-
Total vocational	<u>46,967</u>	<u>46,967</u>	<u>-</u>
Support services:			
Instructional staff:			
Salaries and wages	2,220	2,220	-
Fringe benefits	226	226	-
Purchased services	<u>2,238</u>	<u>2,238</u>	-
Total instructional staff	<u>4,684</u>	<u>4,684</u>	<u>-</u>
Fiscal:			
Purchased services	<u>3,850</u>	<u>3,850</u>	-
Total fiscal	<u>3,850</u>	<u>3,850</u>	<u>-</u>
Intergovernmental:			
Other expenditures	<u>28,750</u>	<u>28,750</u>	-
Total intergovernmental	<u>28,750</u>	<u>28,750</u>	<u>-</u>
<b>Total expenditures</b>	<u>84,251</u>	<u>84,251</u>	<u>-</u>
Excess (deficiency) of revenues over (under) expenditures	(18,801)	(18,801)	-
Other financing sources (uses)			
Advances in	<u>11,550</u>	<u>11,550</u>	-
Total other financing sources (uses)	<u>11,550</u>	<u>11,550</u>	<u>-</u>

(Continued)

**Hamilton City School District**  
**Schedule of Revenues, Expenditures and**  
**Changes in Fund Balance**  
**Budget and Actual (Non-GAAP Budgetary Basis)**  
**Vocational Education Enhancement Special Revenue Fund**  
**For the Fiscal Year Ended June 30, 2002 (Continued)**

	<u>Revised Budget</u>	<u>Actual</u>	Variance: Favorable <u>(Unfavorable)</u>
Excess (deficiency) of revenues and other financing sources over (under) expenditures and other financing uses	(7,251)	(7,251)	-
Fund balance July 1, 2001	-	-	-
Prior year encumbrances appropriated	<u>7,251</u>	<u>7,251</u>	<u>-</u>
Fund balance June 30, 2002	<u>\$ -</u>	<u>\$ -</u>	<u>\$ -</u>

**Hamilton City School District**  
**Schedule of Revenues, Expenditures and**  
**Changes in Fund Balance**  
**Budget and Actual (Non-GAAP Budgetary Basis)**  
**Alternative Schools Special Revenue Fund**  
**For the Fiscal Year Ended June 30, 2002**

	Revised Budget	Actual	Variance: Favorable (Unfavorable)
<b>Revenues:</b>			
Intergovernmental	\$ 373,275	\$ 373,275	\$ -
<b>Total revenues</b>	<u>373,275</u>	<u>373,275</u>	<u>-</u>
<b>Expenditures:</b>			
<b>Current:</b>			
<b>Instruction:</b>			
<b>Special:</b>			
Salaries and wages	471,782	471,782	-
Fringe benefits	105,290	105,290	-
Materials and supplies	<u>63,510</u>	<u>63,510</u>	<u>-</u>
<b>Total special</b>	<u>640,582</u>	<u>640,582</u>	<u>-</u>
<b>Support services:</b>			
<b>Pupils:</b>			
Salaries and wages	(7,940)	(7,940)	-
Fringe benefits	3,156	3,156	-
Purchased services	-	-	-
Materials and supplies	<u>861</u>	<u>861</u>	<u>-</u>
<b>Total pupils</b>	<u>(3,923)</u>	<u>(3,923)</u>	<u>-</u>
<b>Pupil transportation:</b>			
Purchased services	<u>8,994</u>	<u>8,994</u>	<u>-</u>
<b>Total pupil transportation</b>	<u>8,994</u>	<u>8,994</u>	<u>-</u>
<b>Total expenditures</b>	<u>645,653</u>	<u>645,653</u>	<u>-</u>
<b>Excess (deficiency) of revenues over (under) expenditures</b>	(272,378)	(272,378)	-
<b>Fund balance July 1, 2001</b>	-	-	-
<b>Prior year encumbrances appropriated</b>	<u>272,378</u>	<u>272,378</u>	<u>-</u>
<b>Fund balance June 30, 2002</b>	<u>\$ -</u>	<u>\$ -</u>	<u>\$ -</u>

**Hamilton City School District**  
**Schedule of Revenues, Expenditures and**  
**Changes in Fund Balance**  
**Budget and Actual (Non-GAAP Budgetary Basis)**  
**Extended Learning Opportunities Special Revenue Fund**  
**For the Fiscal Year Ended June 30, 2002**

	Revised Budget	Actual	Variance: Favorable (Unfavorable)
Revenues:			
Total revenues	\$ -	\$ -	\$ -
Expenditures:			
Current:			
Instruction:			
Special:			
Salaries and wages	24,547	24,547	-
Fringe benefits	4,121	4,121	-
Purchased services	10,587	10,587	-
Materials and supplies	50,223	50,223	-
Total special	89,478	89,478	-
Total expenditures	89,478	89,478	-
Excess (deficiency) of revenues over (under) expenditures	(89,478)	(89,478)	-
Fund balance July 1, 2001	82,752	82,752	
Prior year encumbrances appropriated	6,726	6,726	-
Fund balance June 30, 2002	\$ -	\$ -	\$ -

**Hamilton City School District**  
**Schedule of Revenues, Expenditures and**  
**Changes in Fund Balance**  
**Budget and Actual (Non-GAAP Budgetary Basis)**  
**Miscellaneous State Grants Special Revenue Fund**  
**For the Fiscal Year Ended June 30, 2002**

	Revised Budget	Actual	Variance: Favorable (Unfavorable)
<b>Revenues:</b>			
Intergovernmental	\$ 164,306	\$ 164,306	\$ -
<b>Other local revenues:</b>			
Miscellaneous revenue	<u>\$ 79,180</u>	<u>\$ 79,180</u>	<u>\$ -</u>
Total other local revenue	<u>79,180</u>	<u>79,180</u>	<u>-</u>
<b>Total revenues</b>	<u>243,486</u>	<u>243,486</u>	<u>-</u>
<b>Expenditures:</b>			
<b>Current:</b>			
<b>Instruction:</b>			
<b>Regular:</b>			
Salaries and wages	3,400	1,769	1,631
Fringe benefits	2,600	26	2,574
Purchased services	20,000	2,553	17,447
Supplies and materials	22,500	6,124	16,376
Equipment purchased	1,000	-	1,000
Other expenditures	<u>500</u>	<u>-</u>	<u>500</u>
Total regular	<u>50,000</u>	<u>10,472</u>	<u>39,528</u>
<b>Special:</b>			
Salaries and wages	71,609	71,609	-
Fringe benefits	7,187	7,187	-
Purchased services	17,450	17,450	-
Supplies and materials	51,491	51,491	-
Other	<u>1,563</u>	<u>1,563</u>	<u>-</u>
Total Special	<u>149,300</u>	<u>149,300</u>	<u>-</u>
<b>Support services:</b>			
<b>Pupils:</b>			
Salaries and wages	2,679	2,679	-
Fringe benefits	721	721	-
Supplies and materials	883	883	-
Capital Outlay	<u>76</u>	<u>76</u>	<u>-</u>
Total pupils	<u>4,359</u>	<u>4,359</u>	<u>-</u>
<b>Instructional staff:</b>			
Salaries and wages	70,458	55,604	14,854
Fringe benefits	9,055	5,455	3,600
Purchased services	34,431	18,969	15,462
Supplies and materials	41,864	39,534	2,330
Equipment purchased	<u>10,878</u>	<u>10,878</u>	<u>-</u>
Total instructional staff	<u>166,686</u>	<u>130,440</u>	<u>36,246</u>

(Continued)

**Hamilton City School District**  
**Schedule of Revenues, Expenditures and**  
**Changes in Fund Balance**  
**Budget and Actual (Non-GAAP Budgetary Basis)**  
**Miscellaneous State Grants Special Revenue Fund**  
**For the Fiscal Year Ended June 30, 2002 (Continued)**

	Revised Budget	Actual	Variance: Favorable (Unfavorable)
Operational and maintenance:			
Salaries and wages	3,564	3,564	-
Fringe benefits	617	617	-
Purchased services	<u>11,184</u>	<u>11,184</u>	-
Total operational and maintenance	<u>15,365</u>	<u>15,365</u>	-
 Total expenditures	 <u>385,710</u>	 <u>309,936</u>	 <u>75,774</u>
 Excess (deficiency) of revenues over (under) expenditures	 <u>(142,224)</u>	 <u>(66,450)</u>	 <u>75,774</u>
 Other financing sources (uses):			
Advances in	6,722	6,722	-
Advances out	<u>-</u>	<u>(7,087)</u>	<u>(7,087)</u>
Total other financing sources (uses)	<u>6,722</u>	<u>(365)</u>	<u>(7,087)</u>
 Excess (deficiency) of revenues and other financing sources over (under) expenditures and other uses	 <u>(135,502)</u>	 <u>(66,815)</u>	 <u>68,687</u>
 Fund balance July 1, 2001	 81,001	 81,001	 -
Prior year encumbrances appropriated	<u>61,588</u>	<u>61,588</u>	<u>-</u>
 Fund balance June 30, 2002	 <u>\$ 7,087</u>	 <u>\$ 75,774</u>	 <u>\$ 68,687</u>



**Hamilton City School District**  
**Schedule of Revenues, Expenditures and**  
**Changes in Fund Balance**  
**Budget and Actual (Non-GAAP Budgetary Basis)**  
**Adult Basic Education Special Revenue Fund**  
**For the Fiscal Year Ended June 30, 2002**

	Revised Budget	Actual	Variance: Favorable (Unfavorable)
<b>Revenues:</b>			
Intergovernmental	\$ 295,933	\$ 295,933	\$ -
<b>Total revenues</b>	<u>295,933</u>	<u>295,933</u>	<u>-</u>
<b>Expenditures:</b>			
<b>Current:</b>			
<b>Instruction:</b>			
<b>Adult/continuing:</b>			
Salaries and wages	146,610	143,015	3,595
Fringe benefits	37,819	37,819	-
Purchased services	535	535	-
Supplies and materials	21,003	21,003	-
Equipment Purchased	<u>2,374</u>	<u>2,374</u>	<u>-</u>
<b>Total adult/continuing</b>	<u>208,341</u>	<u>204,746</u>	<u>3,595</u>
<b>Support services:</b>			
<b>Instructional staff:</b>			
Salaries and wages	65,761	65,761	-
Fringe benefits	34,704	34,704	-
Purchased services	2,220	2,220	-
Supplies and materials	3,213	3,213	-
Equipment purchased	5,525	5,525	-
Other expenditures	<u>677</u>	<u>677</u>	<u>-</u>
<b>Total instructional staff</b>	<u>112,100</u>	<u>112,100</u>	<u>-</u>
<b>Total expenditures</b>	<u>320,441</u>	<u>316,846</u>	<u>3,595</u>
<b>Excess (deficiency) of revenues over (under) expenditures</b>	<b>(24,508)</b>	<b>(20,913)</b>	<b>3,595</b>
<b>Fund balance July 1, 2001</b>	<b>21,313</b>	<b>21,313</b>	<b>-</b>
<b>Prior year encumbrances appropriated</b>	<u>3,195</u>	<u>3,195</u>	<u>-</u>
<b>Fund balance June 30, 2002</b>	<u>\$ -</u>	<u>\$ 3,595</u>	<u>\$ 3,595</u>

**Hamilton City School District**  
**Schedule of Revenues, Expenditures and**  
**Changes in Fund Balance**  
**Budget and Actual (Non-GAAP Budgetary Basis)**  
**Economic Security Act Special Revenue Fund**  
**For the Fiscal Year Ended June 30, 2002**

	Revised Budget	Actual	Variance: Favorable (Unfavorable)
<b>Revenues:</b>			
Intergovernmental	\$ 43,464	\$ 43,464	\$ -
<b>Total revenues</b>	<u>43,464</u>	<u>43,464</u>	<u>-</u>
<b>Expenditures:</b>			
Current:			
Support services:			
Instructional staff:			
Salaries and wages	11,459	11,459	-
Fringe benefits	1,279	1,279	-
Purchased services	6,682	6,682	-
Supplies and materials	<u>24,739</u>	<u>24,697</u>	<u>42</u>
Total instructional staff	<u>44,159</u>	<u>44,117</u>	<u>42</u>
Non-Instructional services:			
Community services:			
Purchased services	310	310	-
Supplies and materials	<u>623</u>	<u>623</u>	<u>-</u>
Total community services	<u>933</u>	<u>933</u>	<u>-</u>
<b>Total expenditures</b>	<u>45,092</u>	<u>45,050</u>	<u>42</u>
<b>Excess (deficiency) of revenues over (under) expenditures</b>	<u>(1,628)</u>	<u>(1,586)</u>	<u>42</u>
<b>Other financing sources (uses):</b>			
Advances in	<u>155</u>	<u>155</u>	<u>-</u>
Total other financing sources (uses)	<u>155</u>	<u>155</u>	<u>-</u>
<b>Excess (deficiency) of revenues and other financing sources over (under) expenditures and other uses</b>	<u>(1,473)</u>	<u>(1,431)</u>	<u>42</u>
Fund balance July 1, 2001	-	-	-
Prior year encumbrances appropriated	<u>1,473</u>	<u>1,473</u>	<u>-</u>
<b>Fund balance June 30, 2002</b>	<u>\$ -</u>	<u>\$ 42</u>	<u>\$ 42</u>

Hamilton City School District  
 Schedule of Revenues, Expenditures and  
 Changes in Fund Balance  
 Budget and Actual (Non-GAAP Budgetary Basis)  
 Title VI-B Special Revenue Fund  
 For the Fiscal Year Ended June 30, 2002

	Revised Budget	Actual	Variance: Favorable (Unfavorable)
<b>Revenues:</b>			
Intergovernmental	<u>\$ 1,137,602</u>	<u>\$ 1,137,602</u>	<u>\$ -</u>
Total revenues	<u>1,137,602</u>	<u>1,137,602</u>	<u>-</u>
<b>Expenditures:</b>			
<b>Current:</b>			
<b>Instruction:</b>			
<b>Special:</b>			
Purchased services	85,029	85,029	-
Supplies and materials	22,595	22,595	-
Equipment purchased	<u>21,802</u>	<u>21,802</u>	<u>-</u>
Total special	<u>129,426</u>	<u>129,426</u>	<u>-</u>
<b>Support services:</b>			
<b>Pupil:</b>			
Salaries and wages	210,548	210,548	-
Fringe benefits	104,481	104,481	-
Supplies and materials	17,466	17,466	-
Equipment purchased	<u>5,889</u>	<u>5,889</u>	<u>-</u>
Total pupil	<u>338,384</u>	<u>338,384</u>	<u>-</u>
<b>Instructional staff:</b>			
Salaries and wages	307,963	307,963	-
Fringe benefits	<u>363,453</u>	<u>319,868</u>	<u>43,585</u>
Total instructional staff	<u>671,416</u>	<u>627,831</u>	<u>43,585</u>
<b>Administration:</b>			
Salaries and wages	30,239	30,239	-
Fringe benefits	<u>17,040</u>	<u>17,040</u>	<u>-</u>
Total administration	<u>47,279</u>	<u>47,279</u>	<u>-</u>
<b>Non-instructional services:</b>			
Salaries	41,104	41,104	-
Fringe benefits	<u>19,936</u>	<u>19,936</u>	<u>-</u>
Total non-instructional services	<u>61,040</u>	<u>61,040</u>	<u>-</u>
Total expenditures	<u>1,247,545</u>	<u>1,203,960</u>	<u>43,585</u>

(Continued)

**Hamilton City School District**  
**Schedule of Revenues, Expenditures and**  
**Changes in Fund Balance**  
**Budget and Actual (Non-GAAP Budgetary Basis)**  
**Title VI-B Special Revenue Fund**  
**For the Fiscal Year Ended June 30, 2002 (Continued)**

	Revised Budget	Actual	Variance: Favorable (Unfavorable)
Excess (deficiency) of revenues over (under) expenditures	(109,943)	(66,358)	43,585
Fund balance July 1, 2001	106,708	106,708	-
Prior year encumbrances appropriated	<u>3,235</u>	<u>3,235</u>	<u>-</u>
Fund balance June 30, 2002	<u>\$ -</u>	<u>\$ 43,585</u>	<u>\$ 43,585</u>

**Hamilton City School District**  
**Schedule of Revenues, Expenditures and**  
**Changes in Fund Balance**  
**Budget and Actual (Non-GAAP Budgetary Basis)**  
**Carl D. Perkins Special Revenue Fund**  
**For the Fiscal Year Ended June 30, 2002**

	Revised Budget	Actual	Variance: Favorable (Unfavorable)
<b>Revenues:</b>			
Intergovernmental	\$ 359,747	\$ 359,747	\$ -
<b>Total revenues</b>	<u>359,747</u>	<u>359,747</u>	<u>-</u>
<b>Expenditures:</b>			
<b>Current:</b>			
<b>Instruction:</b>			
<b>Vocational:</b>			
Salaries and wages	93,123	94,301	(1,178)
Fringe benefits	32,002	32,002	-
Supplies and materials	5,501	5,501	-
Equipment purchased	31,575	31,575	-
<b>Total vocational</b>	<u>162,201</u>	<u>163,379</u>	<u>(1,178)</u>
<b>Support services:</b>			
<b>Pupil:</b>			
Salaries and wages	51,061	50,323	738
Fringe benefits	18,430	18,430	-
Purchased services	13,389	13,389	-
Supplies and materials	13,369	13,369	-
Capial outlay	12,044	12,044	-
<b>Total pupil</b>	<u>108,293</u>	<u>107,555</u>	<u>738</u>
<b>Instructional staff:</b>			
Purchased services	6,180	6,180	-
<b>Total instructional staff</b>	<u>6,180</u>	<u>6,180</u>	<u>-</u>
<b>School administration:</b>			
Salaries and wages	10,171	9,731	440
Fringe benefits	1,354	1,354	-
<b>Total school administration</b>	<u>11,525</u>	<u>11,085</u>	<u>440</u>
<b>Total expenditures</b>	<u>288,199</u>	<u>288,199</u>	<u>-</u>
<b>Excess (deficiency) of revenues over (under) expenditures</b>	<u>71,548</u>	<u>71,548</u>	<u>-</u>
<b>Other financing sources (uses)</b>			
Advances in	44,754	44,754	-
Advances (out)	-	(152,395)	(152,395)
<b>Total other financing sources (uses)</b>	<u>44,754</u>	<u>(107,641)</u>	<u>(152,395)</u>

(Continued)

**Hamilton City School District**  
**Schedule of Revenues, Expenditures and**  
**Changes in Fund Balance**  
**Budget and Actual (Non-GAAP Budgetary Basis)**  
**Carl D. Perkins Special Revenue Fund**  
**For the Fiscal Year Ended June 30, 2002 (Continued)**

	<u>Revised Budget</u>	<u>Actual</u>	Variance: Favorable <u>(Unfavorable)</u>
Excess(deficiency) of revenues and other financing sources over (under) expenditures and other financing uses	116,302	(36,093)	(152,395)
Fund balance July 1, 2001	-	-	-
Prior year encumbrances appropriated	<u>36,093</u>	<u>36,093</u>	<u>-</u>
Fund balance June 30, 2002	<u>\$ 152,395</u>	<u>\$ -</u>	<u>\$ (152,395)</u>

**Hamilton City School District**  
**Schedule of Revenues, Expenditures and**  
**Changes in Fund Balance**  
**Budget and Actual (Non-GAAP Budgetary Basis)**  
**Community Block Grant Special Revenue Fund**  
**For the Fiscal Year Ended June 30, 2002**

	Revised Budget	Actual	Variance: Favorable (Unfavorable)
Revenues:			
Intergovernmental	\$ 6,603	\$ 6,603	\$ -
Total revenues	<u>6,603</u>	<u>6,603</u>	<u>-</u>
Expenditures:			
Current:			
Non-instructional services:			
Salaries and wages	6,202	6,202	-
Fringe benefits	<u>1,373</u>	<u>1,373</u>	<u>-</u>
Total non-instructional services	<u>7,575</u>	<u>7,575</u>	<u>-</u>
Total expenditures	<u>7,575</u>	<u>7,575</u>	<u>-</u>
Excess (deficiency) of revenues over (under) expenditures	<u>(972)</u>	<u>(972)</u>	<u>-</u>
Other financing sources (uses)			
Advances in	1,563	1,563	-
Advances out	<u>-</u>	<u>(591)</u>	<u>(591)</u>
Total other financing sources (uses)	<u>1,563</u>	<u>972</u>	<u>(591)</u>
Excess(deficiency) of revenues and other financing sources over (under) expenditures and other financing uses	591	-	(591)
Fund balance July 1, 2001	<u>-</u>	<u>-</u>	<u>-</u>
Fund balance June 30, 2002	<u>\$ 591</u>	<u>\$ -</u>	<u>\$ (591)</u>

Hamilton City School District  
Schedule of Revenues, Expenditures and  
Changes in Fund Balance  
Budget and Actual (Non-GAAP Budgetary Basis)  
Title I Special Revenue Fund  
For the Fiscal Year Ended June 30, 2002

	Revised Budget	Actual	Variance: Favorable (Unfavorable)
<b>Revenues:</b>			
Intergovernmental	\$ 2,279,990	\$ 2,279,990	\$ -
<b>Total revenues</b>	<u>2,279,990</u>	<u>2,279,990</u>	<u>-</u>
<b>Expenditures:</b>			
<b>Current:</b>			
<b>Instruction:</b>			
<b>Regular:</b>			
Salaries and wages	45,531	35,551	9,980
Fringe benefits	24,196	10,314	13,882
Purchased services	183	183	-
Supplies and materials	11,048	10,914	134
Equipment purchased	2,570	2,092	478
<b>Total regular</b>	<u>83,528</u>	<u>59,054</u>	<u>24,474</u>
<b>Special:</b>			
Salaries and wages	1,699,620	1,698,850	770
Fringe benefits	449,240	448,724	516
Purchased services	76,172	75,664	508
Supplies and materials	288,466	287,145	1,321
Equipment purchased	43,521	43,521	-
<b>Total special</b>	<u>2,557,019</u>	<u>2,553,904</u>	<u>3,115</u>
<b>Support services:</b>			
<b>Instructional staff:</b>			
Salaries and wages	162,495	162,495	-
Fringe benefits	45,198	45,198	-
Purchased services	10,393	10,393	-
Supplies and materials	5,478	5,478	-
Equipment purchased	14,549	14,549	-
<b>Total instructional staff</b>	<u>238,113</u>	<u>238,113</u>	<u>-</u>
<b>School administration</b>			
Salaries and wages	26,708	26,708	-
Fringe benefits	7,700	7,700	-
Purchased services	50	50	-
Supplies and materials	826	826	-
<b>Total school administration</b>	<u>35,284</u>	<u>35,284</u>	<u>-</u>
<b>Non-instructional services:</b>			
Salaries	24,989	24,989	-
Fringe benefits	4,870	4,870	-
Purchased services	187	187	-
Supplies and materials	8,720	8,720	-
<b>Total non-instructional services</b>	<u>38,766</u>	<u>38,766</u>	<u>-</u>

(Continued)



**Hamilton City School District**  
**Schedule of Revenues, Expenditures and**  
**Changes in Fund Balance**  
**Budget and Actual (Non-GAAP Budgetary Basis)**  
**Title I Special Revenue Fund**  
**For the Fiscal Year Ended June 30, 2002 (Continued)**

	Revised Budget	Actual	Variance: Favorable (Unfavorable)
Capital outlay:			
Building improvement services:			
Capital outlay	500	500	-
Total capital outlay	500	500	-
 Total expenditures	 2,953,210	 2,925,621	 27,589
 Excess (deficiency) of revenues over (under) expenditures	 (673,220)	 (645,631)	 27,589
 Other financing sources (uses)			
Advances in	12,021	12,021	-
Total other financing sources (uses)	12,021	12,021	-
 Excess(deficiency) of revenues and other financing sources over (under) expenditures and other financing uses	 (661,199)	 (633,610)	 27,589
 Fund balance July 1, 2001	 651,687	 651,687	 -
Prior year encumbrances appropriated	9,512	9,512	-
 Fund balance June 30, 2002	 \$ -	 \$ 27,589	 \$ 27,589

**Hamilton City School District**  
**Schedule of Revenues, Expenditures and**  
**Changes in Fund Balance**  
**Budget and Actual (Non-GAAP Budgetary Basis)**  
**Title VI Special Revenue Fund**  
**For the Fiscal Year Ended June 30, 2002**

	Revised Budget	Actual	Variance: Favorable (Unfavorable)
<b>Revenues:</b>			
Intergovernmental	\$ 63,087	\$ 63,087	\$ -
<b>Total revenues</b>	<u>63,087</u>	<u>63,087</u>	<u>-</u>
<b>Expenditures:</b>			
<b>Current:</b>			
<b>Instruction:</b>			
<b>Regular:</b>			
Supplies and materials	46,188	46,188	-
Equipment purchased	<u>19,205</u>	<u>19,205</u>	-
<b>Total regular</b>	<u>65,393</u>	<u>65,393</u>	-
<b>Non-instructional services:</b>			
Purchased services	1,351	1,351	-
Supplies and materials	<u>10,282</u>	<u>10,282</u>	-
<b>Total non-instructional services</b>	<u>11,633</u>	<u>11,633</u>	-
<b>Total expenditures</b>	<u>77,026</u>	<u>77,026</u>	<u>-</u>
<b>Excess (deficiency) of revenues over (under) expenditures</b>	(13,939)	(13,939)	-
<b>Other financing sources (uses)</b>			
Advances in	<u>6,177</u>	<u>6,177</u>	-
<b>Total other financing sources (uses)</b>	<u>6,177</u>	<u>6,177</u>	-
<b>Excess(deficiency) of revenues and other financing sources over (under) expenditures and other financing uses</b>	(7,762)	(7,762)	-
Fund balance July 1, 2001	-	-	-
Prior year encumbrances appropriated	<u>7,762</u>	<u>7,762</u>	-
<b>Fund balance June 30, 2002</b>	<u>\$ -</u>	<u>\$ -</u>	<u>\$ -</u>

**Hamilton City School District  
Schedule of Revenues, Expenditures and  
Changes in Fund Balance  
Budget and Actual (Non-GAAP Budgetary Basis)  
Emergency Immigrant Education  
For the Fiscal Year Ended June 30, 2002**

	Revised Budget	Actual	Variance: Favorable (Unfavorable)
Revenues:			
Intergovernmental	<u>\$ 4,100</u>	<u>\$ 4,100</u>	<u>\$ -</u>
Total revenues	<u>4,100</u>	<u>4,100</u>	<u>-</u>
Expenditures:			
Current:			
Support services:			
Pupils:			
Salaries and wages	370	-	370
Fringe benefits	63	-	63
Supplies and materials	<u>3,667</u>	<u>3,563</u>	<u>104</u>
Total Pupils	<u>4,100</u>	<u>3,563</u>	<u>537</u>
Total expenditures	<u>4,100</u>	<u>3,563</u>	<u>537</u>
Excess (deficiency) of revenues over (under) expenditures	-	537	537
Fund balance July 1, 2001	-	-	-
Prior year encumbrances appropriated	<u>-</u>	<u>-</u>	<u>-</u>
Fund balance June 30, 2002	<u>\$ -</u>	<u>\$ 537</u>	<u>\$ 537</u>

Hamilton City School District  
Schedule of Revenues, Expenditures and  
Changes in Fund Balance  
Budget and Actual (Non-GAAP Budgetary Basis)  
Drug Free School Grant Special Revenue Fund  
For the Fiscal Year Ended June 30, 2002

	Revised Budget	Actual	Variance: Favorable (Unfavorable)
Revenues:			
Intergovernmental	\$ 92,989	\$ 92,989	\$ -
Total revenues	<u>92,989</u>	<u>92,989</u>	<u>-</u>
Expenditures:			
Current:			
Instruction:			
Special:			
Salaries and wages	36,232	36,232	-
Fringe benefits	<u>19,112</u>	<u>19,112</u>	<u>-</u>
Total special	<u>55,344</u>	<u>55,344</u>	<u>-</u>
Support services:			
Pupil:			
Purchased services	23,048	23,048	-
Supplies and materials	<u>4,489</u>	<u>4,489</u>	<u>-</u>
Total pupil	<u>27,537</u>	<u>27,537</u>	<u>-</u>
Instructional staff:			
Salaries and wages	25,249	25,249	-
Fringe benefits	<u>11,724</u>	<u>11,724</u>	<u>-</u>
Total instructional staff	<u>36,973</u>	<u>36,973</u>	<u>-</u>
Operations and maintenance:			
Equipment purchased	<u>2,102</u>	-	<u>2,102</u>
Total operation and maintenance	<u>2,102</u>	<u>-</u>	<u>2,102</u>
Non-instructional services:			
Salaries and wages	1,019	1,019	-
Fringe benefits	317	317	-
Purchased services	9,369	9,369	-
Supplies and materials	12,719	12,719	-
Equipment purchased	<u>1,060</u>	<u>1,060</u>	<u>-</u>
Total non-instructional services	<u>24,484</u>	<u>24,484</u>	<u>-</u>
Total expenditures	<u>146,440</u>	<u>144,338</u>	<u>2,102</u>
Excess (deficiency) of revenues over (under) expenditures	(53,451)	(51,349)	2,102

(Continued)

**Hamilton City School District**  
**Schedule of Revenues, Expenditures and**  
**Changes in Fund Balance**  
**Budget and Actual (Non-GAAP Budgetary Basis)**  
**Drug Free School Grant Special Revenue Fund**  
**For the Fiscal Year Ended June 30, 2002 (Continued)**

	Revised Budget	Actual	Variance: Favorable (Unfavorable)
Other financing sources (uses)			
Advances in	<u>16,054</u>	<u>16,054</u>	-
Total other financing sources (uses)	<u>16,054</u>	<u>16,054</u>	-
Excess(deficiency) of revenues and other financing sources over (under) expenditures and other financing uses	(37,397)	(35,295)	2,102
Fund balance July 1, 2001	18,026	18,026	-
Prior year encumbrances appropriated	<u>19,371</u>	<u>19,371</u>	-
Fund balance June 30, 2002	<u>\$ -</u>	<u>\$ 2,102</u>	<u>\$ 2,102</u>

**Hamilton City School District**  
**Schedule of Revenues, Expenditures and**  
**Changes in Fund Balance**  
**Budget and Actual (Non-GAAP Budgetary Basis)**  
**Title VI-B Preschool Special Revenue Fund**  
**For the Fiscal Year Ended June 30, 2002**

	Revised Budget	Actual	Variance: Favorable (Unfavorable)
Revenues:			
Intergovernmental	\$ 53,180	\$ 53,180	\$ -
Total revenues	<u>53,180</u>	<u>53,180</u>	<u>-</u>
Expenditures:			
Current:			
Support services:			
Pupil:			
Salaries and wages	37,178	37,178	-
Fringe benefits	17,353	17,353	-
Supplies and materials	<u>400</u>	<u>400</u>	<u>-</u>
Total pupil	<u>54,931</u>	<u>54,931</u>	<u>-</u>
Non-instructional services:			
Salaries and wages	4,832	4,832	-
Fringe benefits	<u>2,288</u>	<u>2,288</u>	<u>-</u>
Total non-instructional services	<u>7,120</u>	<u>7,120</u>	<u>-</u>
Total expenditures	<u>62,051</u>	<u>62,051</u>	<u>-</u>
Excess (deficiency) of revenues over (under) expenditures	<u>(8,871)</u>	<u>(8,871)</u>	<u>-</u>
Other financing sources (uses)			
Advances in	<u>7,778</u>	<u>7,778</u>	<u>-</u>
Total other financing sources (uses)	<u>7,778</u>	<u>7,778</u>	<u>-</u>
Excess (deficiency) of revenues and other financing sources over (under) expenditures and other uses	(1,093)	(1,093)	-
Fund balance July 1, 2001	1,093	1,093	-
Prior year encumbrances appropriated	<u>-</u>	<u>-</u>	<u>-</u>
Fund balance June 30, 2002	<u>\$ -</u>	<u>\$ -</u>	<u>\$ -</u>

**Hamilton City School District  
Schedule of Revenues, Expenditures and  
Changes in Fund Balance  
Budget and Actual (Non-GAAP Budgetary Basis)  
Telecommunications Act Grant Special Revenue Fund  
For the Fiscal Year Ended June 30, 2002**

	<u>Revised Budget</u>	<u>Actual</u>	Variance: Favorable (Unfavorable)
<b>Revenues:</b>			
Intergovernmental	<u>\$ 10,399</u>	<u>\$ 10,399</u>	<u>\$ -</u>
<b>Total revenues</b>	<u>10,399</u>	<u>10,399</u>	<u>-</u>
<b>Expenditures:</b>			
<b>Current:</b>			
Support Services:			
<b>Business:</b>			
Purchased services	<u>14,705</u>	<u>14,705</u>	<u>-</u>
Total business	<u>14,705</u>	<u>14,705</u>	<u>-</u>
<b>Total expenditures</b>	<u>14,705</u>	<u>14,705</u>	<u>-</u>
<b>Excess (deficiency) of revenues over (under) expenditures</b>	<u>(4,306)</u>	<u>(4,306)</u>	<u>-</u>
<b>Fund balance July 1, 2001</b>	<u>4,306</u>	<u>4,306</u>	<u>-</u>
<b>Fund balance June 30, 2002</b>	<u>\$ -</u>	<u>\$ -</u>	<u>\$ -</u>

Hamilton City School District  
 Schedule of Revenues, Expenditures and  
 Changes in Fund Balance  
 Budget and Actual (Non-GAAP Budgetary Basis)  
 District Continuous Improvement  
 For the Fiscal Year Ended June 30, 2002

	Revised Budget	Actual	Variance: Favorable (Unfavorable)
<b>Revenues:</b>			
Intergovernmental	\$ 82,463	\$ 82,463	\$ -
Total revenues	<u>82,463</u>	<u>82,463</u>	<u>-</u>
<b>Expenditures:</b>			
Current:			
Instruction:			
Special:			
Salaries and wages	48,992	48,992	-
Fringe benefits	11,090	11,090	-
Supplies and materials	<u>6,293</u>	<u>6,293</u>	<u>-</u>
Total special	<u>66,375</u>	<u>66,375</u>	<u>-</u>
Support services:			
Instructional staff:			
Salaries and wages	50,333	44,541	5,792
Fringe benefits	8,557	7,559	998
Purchased services	13,710	2,968	10,742
Supplies and materials	<u>4,500</u>	<u>336</u>	<u>4,164</u>
Total instructional staff	<u>77,100</u>	<u>55,404</u>	<u>21,696</u>
Central:			
Salaries and wages	5,568	-	5,568
Fringe benefits	939	-	939
Purchased services	3,984	-	3,984
Supplies and materials	<u>509</u>	<u>-</u>	<u>509</u>
Total central	<u>11,000</u>	<u>-</u>	<u>11,000</u>
Total expenditures	<u>154,475</u>	<u>121,779</u>	<u>32,696</u>
Excess (deficiency) of revenues over (under) expenditures	(72,012)	(39,316)	32,696
Fund balance July 1, 2001	72,012	72,012	-
Prior year encumbrances appropriated	<u>-</u>	<u>-</u>	<u>-</u>
Fund balance June 30, 2002	<u>\$ -</u>	<u>\$ 32,696</u>	<u>\$ 32,696</u>



**Hamilton City School District  
Schedule of Revenues, Expenditures and  
Changes in Fund Balance  
Budget and Actual (Non-GAAP Budgetary Basis)  
Comprehensive School Reform Special Revenue Fund  
For the Fiscal Year Ended June 30, 2002**

	Revised Budget	Actual	Variance: Favorable (Unfavorable)
Revenues:			
Intergovernmental	\$ 469,812	\$ 469,812	\$ -
Total revenues	<u>469,812</u>	<u>469,812</u>	<u>-</u>
Expenditures:			
Current:			
Instruction:			
Special:			
Salaries and wages	312,726	151,356	161,370
Fringe benefits	112,521	2,367	110,154
Supplies and materials	<u>7,326</u>	<u>7,326</u>	<u>-</u>
Total special	<u>432,573</u>	<u>161,049</u>	<u>271,524</u>
Support services:			
Instructional staff:			
Salaries and wages	15,000	-	15,000
Fringe benefits	2,603	-	2,603
Purchased services	10,000	-	10,000
Supplies and materials	<u>18,498</u>	<u>-</u>	<u>18,498</u>
Total instructional staff	<u>46,101</u>	<u>-</u>	<u>46,101</u>
Total expenditures	<u>478,674</u>	<u>161,049</u>	<u>317,625</u>
Excess (deficiency) of revenues over (under) expenditures	(8,862)	308,763	317,625
Fund balance July 1, 2001	2,161	2,161	-
Prior year encumbrances appropriated	<u>6,701</u>	<u>6,701</u>	<u>-</u>
Fund balance June 30, 2002	<u>\$ -</u>	<u>\$ 317,625</u>	<u>\$ 317,625</u>

**Hamilton City School District**  
**Schedule of Revenues, Expenditures and**  
**Changes in Fund Balance**  
**Budget and Actual (Non-GAAP Budgetary Basis)**  
**Jobs Education Special Revenue Fund**  
**For the Fiscal Year Ended June 30, 2002**

	Revised Budget	Actual	Variance: Favorable (Unfavorable)
<b>Revenues:</b>			
Intergovernmental	\$ 436,888	\$ 436,888	\$ -
<b>Total revenues</b>	<u>436,888</u>	<u>436,888</u>	<u>-</u>
<b>Expenditures:</b>			
<b>Current:</b>			
<b>Instruction:</b>			
<b>Regular:</b>			
Salaries	51,564	51,564	-
Fringe benefits	2,163	2,163	-
Purchased services	57,212	57,000	212
Supplies and materials	51,839	51,839	-
Equipment purchased	4,895	4,895	-
Other expenditures	<u>959</u>	<u>959</u>	<u>-</u>
<b>Total regular</b>	<u>168,632</u>	<u>168,420</u>	<u>212</u>
<b>Special:</b>			
Salaries and wages	141,479	141,479	-
Fringe benefits	74,911	74,911	-
Supplies and materials	<u>8,107</u>	<u>8,107</u>	<u>-</u>
<b>Total special</b>	<u>224,497</u>	<u>224,497</u>	<u>-</u>
<b>Vocational:</b>			
Supplies and materials	<u>1,761</u>	<u>1,761</u>	<u>-</u>
<b>Total vocational</b>	<u>1,761</u>	<u>1,761</u>	<u>-</u>
<b>Adult continuing:</b>			
Purchased services	190	190	-
Supplies and materials	2,976	2,976	-
Equipment purchased	<u>8,716</u>	<u>8,716</u>	<u>-</u>
<b>Total adult continuing</b>	<u>11,882</u>	<u>11,882</u>	<u>-</u>
<b>Support services:</b>			
<b>Pupils:</b>			
Salaries and wages	1,851	1,851	-
Fringe benefits	405	405	-
Purchased services	<u>18,960</u>	<u>18,960</u>	<u>-</u>
<b>Total pupils</b>	<u>21,216</u>	<u>21,216</u>	<u>-</u>

(Continued)

**Hamilton City School District**  
**Schedule of Revenues, Expenditures and**  
**Changes in Fund Balance**  
**Budget and Actual (Non-GAAP Budgetary Basis)**  
**Jobs Education Special Revenue Fund**  
**For the Fiscal Year Ended June 30, 2002 (Continued)**

	Revised Budget	Actual	Variance: Favorable (Unfavorable)
Instructional staff:			
Salaries and wages	75,019	75,019	-
Fringe benefits	14,439	14,439	-
Purchased services	<u>3,229</u>	<u>3,229</u>	<u>-</u>
Total instructional staff	<u>92,687</u>	<u>92,687</u>	<u>-</u>
 Total expenditures	 <u>520,675</u>	 <u>520,463</u>	 <u>212</u>
 Excess (deficiency) of revenues over (under) expenditures	 <u>(83,787)</u>	 <u>(83,575)</u>	 <u>212</u>
 Other financing sources (uses)			
Advances in	6,016	6,016	-
Advances (out)	<u>-</u>	<u>(19,500)</u>	<u>(19,500)</u>
Total other financing sources (uses)	<u>6,016</u>	<u>(13,484)</u>	<u>(19,500)</u>
 Excess(deficiency) of revenues and other financing sources over (under) expenditures and other financing uses	 <u>(77,771)</u>	 <u>(97,059)</u>	 <u>(19,288)</u>
 Fund balance July 1, 2001	 85,370	 85,370	 -
Prior year encumbrances appropriated	<u>11,901</u>	<u>11,901</u>	<u>-</u>
 Fund balance June 30, 2002	 <u>\$ 19,500</u>	 <u>\$ 212</u>	 <u>\$ (19,288)</u>

## **Debt Service Fund**

The Debt Service Fund is used to account for the accumulation of resources and payment of general obligation bond principal and interest and certain other long-term obligations from governmental resources when the government is obligated in some manner for the payment. It is also used to account for the accumulation since there is only one Debt Service Fund and the level of budgetary control is not greater than that presented in the Combined Financial Statements, no additional financial statements are presented here of resources and payment of general obligation notes payable, as required by Ohio Law.

## **Capital Projects Funds**

Capital Projects Funds are used to account for the financing and acquisition or construction of major capital facilities, such as new school buildings or additions to existing buildings, or for major renovation projects. A description of the District's Capital Projects Fund follows:

### **Permanent Improvement Fund**

A fund provided to account for all transactions related to the acquisition, construction, or improvements to the District's facilities (as authorized by chapter 5705, Ohio revised code). This fund does not include amounts directly related to levy proceed expenditures.

### **May 1999 Levy Building Program Fund**

A fund provided to account for expenditures of levy generated funds for acquisition, construction, or improvement of the District's facilities.

### **Miscellaneous Capital Projects Fund**

A fund provided to account for District funds that have been added to the goal of constructing future new classroom facilities.

### **School Net Plus Fund**

A fund provided to account for additional funding targeted for the acquisition of computer workstations in grades K - 4. Grant Awards require an approved technology plan.

### **Powerup Grant Fund**

A fund provided to account for State grant money to be expended on electrical upgrades to the District's facilities.

### **Interactive Video Distance Learning**

A fund used to account for state money used to finance the interactive video distance learning project.

Hamilton City School District  
Combining Balance Sheet  
All Capital Projects Funds  
June 30, 2002

	Permanent Improvement	May 1999 Levy Building Program	Miscellaneous Capital Projects	Schoolnet Plus
<b>ASSETS:</b>				
Equity in pooled cash and cash equivalents	\$ 2,637,499	\$ 26,394,763	\$ 2,929,150	\$ 268,280
Cash and equivalents - restricted	-	-	-	-
Investments	4,890,699	-	-	-
Receivables:				
Taxes	2,303,341	-	-	-
Taxes - delinquent	159,952	-	-	-
Accrued interest	71,445	-	-	-
intergovernmental	184,992	-	-	-
<b>Total assets</b>	<b>\$ 10,247,928</b>	<b>\$ 26,394,763</b>	<b>\$ 2,929,150</b>	<b>\$ 268,280</b>
<b>LIABILITIES:</b>				
Accounts Payable	\$ -	\$ 430,141	\$ -	\$ -
Retainage payable	-	132,007	-	-
Deferred revenue	2,525,178	-	-	-
<b>Total Liabilities</b>	<b>2,525,178</b>	<b>562,148</b>	<b>-</b>	<b>-</b>
<b>EQUITY:</b>				
Fund balances:				
Reserved for encumbrances	136,333	7,309,059	-	-
Reserved for advances	123,107	-	-	-
Unreserved, undesignated	7,463,310	18,523,556	2,929,150	268,280
<b>Total equity</b>	<b>7,722,750</b>	<b>25,832,615</b>	<b>2,929,150</b>	<b>268,280</b>
<b>Total liabilities and equity</b>	<b>\$ 10,247,928</b>	<b>\$ 26,394,763</b>	<b>\$ 2,929,150</b>	<b>\$ 268,280</b>

Powerup Grant	Inter- active Video Learning	Total
\$ -	\$ 16,366	\$ 32,246,058
-	-	-
-	-	4,890,699
-	-	2,303,341
-	-	159,952
-	-	71,445
-	-	184,992
<u>\$ -</u>	<u>\$ 16,366</u>	<u>\$ 39,856,487</u>
\$ -	\$ 688	\$ 430,829
-	-	132,007
-	-	2,525,178
-	688	3,088,014
-	-	7,445,392
-	-	123,107
-	15,678	29,199,974
-	15,678	36,768,473
<u>\$ -</u>	<u>\$ 16,366</u>	<u>\$ 39,856,487</u>

**Hamilton City School District**  
**Combining Statement of Revenues, Expenditures, and**  
**Changes in Fund Balance**  
**All Capital Projects Funds**  
**For the Fiscal Year Ended June 30, 2002**

	Permanent Improvement	May 1999 Levy Building Program	Miscellaneous Capital Projects	Schoolnet Plus
<b>Revenues:</b>				
Taxes	\$ 1,122,101	\$ -	\$ -	\$ -
Intergovernmental	126,614	-	-	268,280
Earnings on investments	884,604	15,118	-	-
Other local revenues	-	50	-	-
<b>Total revenues</b>	<u>2,133,319</u>	<u>15,168</u>	<u>-</u>	<u>268,280</u>
<b>Expenditures:</b>				
<b>Current:</b>				
<b>Instruction:</b>				
Regular	-	1,314,556	-	446,878
<b>Support services</b>				
Instructional staff	-	218,140	-	-
Board of education	-	-	-	-
Administration	-	16,442	-	-
Fiscal	15,860	-	-	-
Operations and maintenance	-	16,850	-	-
Central	-	-	-	-
Capital outlay	-	6,468,365	-	53,500
<b>Total expenditures</b>	<u>15,860</u>	<u>8,034,353</u>	<u>-</u>	<u>500,378</u>
<b>Excess (deficiency) of revenues over (under) expenditures</b>	<u>2,117,459</u>	<u>(8,019,185)</u>	<u>-</u>	<u>(232,098)</u>
<b>Other financing sources (uses):</b>				
Operating transfers in	-	-	-	-
Operating transfers out	-	(450,000)	-	-
Proceeds from bond anticipation notes	-	450,000	-	-
<b>Total other financing sources (uses)</b>	<u>-</u>	<u>-</u>	<u>-</u>	<u>-</u>
<b>Excess (deficiency) of revenues and other financing sources over (under) expenditures and other uses</b>	<u>2,117,459</u>	<u>(8,019,185)</u>	<u>-</u>	<u>(232,098)</u>
Fund balance July 1, 2001	<u>5,605,291</u>	<u>33,851,800</u>	<u>2,929,150</u>	<u>500,378</u>
Fund balance June 30, 2002	<u>\$ 7,722,750</u>	<u>\$ 25,832,615</u>	<u>\$ 2,929,150</u>	<u>\$ 268,280</u>



Powerup Grant	Inter- active Video Learning	Total
\$ -	\$ -	\$ 1,122,101
85,652	17,683	498,229
-	-	899,722
-	-	50
<u>85,652</u>	<u>17,683</u>	<u>2,520,102</u>
-	-	1,761,434
-	4,037	222,177
-	-	-
-	-	16,442
-	-	15,860
-	-	16,850
-	-	-
<u>127,637</u>	<u>-</u>	<u>6,649,502</u>
<u>127,637</u>	<u>4,037</u>	<u>8,682,265</u>
<u>(41,985)</u>	<u>13,646</u>	<u>(6,162,163)</u>
329,128	-	329,128
-	-	(450,000)
-	-	450,000
<u>329,128</u>	<u>-</u>	<u>329,128</u>
287,143	13,646	(5,833,035)
<u>(287,143)</u>	<u>2,032</u>	<u>42,601,508</u>
<u>\$ -</u>	<u>\$ 15,678</u>	<u>\$ 36,768,473</u>

**Hamilton City School District**  
**Schedule of Revenues, Expenditures and**  
**Changes in Fund Balance**  
**Budget and Actual (Non-GAAP Budgetary Basis)**  
**Permanent Improvement Fund**  
**For the Fiscal Year Ended June 30, 2002**

	Revised Budget	Actual	Variance: Favorable (Unfavorable)
<b>Revenues:</b>			
Taxes	\$ 998,994	\$ 998,994	\$ -
Earnings on investments	1,122,200	1,122,091	109
Intergovernmental	<u>126,614</u>	<u>126,614</u>	<u>-</u>
Total revenues	<u>2,247,808</u>	<u>2,247,699</u>	<u>109</u>
<b>Expenditures:</b>			
<b>Current:</b>			
<b>Fiscal:</b>			
Other expenditures	<u>31,947</u>	<u>15,860</u>	<u>16,087</u>
Total fiscal	<u>31,947</u>	<u>15,860</u>	<u>16,087</u>
<b>Capital outlay:</b>			
Building improvements purchased	<u>1,093,662</u>	<u>136,333</u>	<u>957,329</u>
Total capital outlay	<u>1,093,662</u>	<u>136,333</u>	<u>957,329</u>
Total expenditures	<u>1,125,609</u>	<u>152,193</u>	<u>973,416</u>
Excess (deficiency) of revenues over (under) expenditures	1,122,199	2,095,506	973,307
Fund balance July 1, 2001	<u>5,296,359</u>	<u>5,296,359</u>	<u>-</u>
Fund balance June 30, 2002	<u>\$ 6,418,558</u>	<u>\$ 7,391,865</u>	<u>\$ 973,307</u>

**Hamilton City School District  
Schedule of Revenues, Expenditures and  
Changes in Fund Balance  
Budget and Actual (Non-GAAP Budgetary Basis)  
May 1999 Levy Building Program  
For the Fiscal Year Ended June 30, 2002**

	Revised Budget	Actual	Variance: Favorable (Unfavorable)
<b>Revenues:</b>			
Other local revenue	\$ 50	\$ 50	\$ -
Total revenue	<u>50</u>	<u>50</u>	<u>-</u>
<b>Expenditures:</b>			
<b>Current:</b>			
<b>Instruction:</b>			
<b>Regular:</b>			
Supplies and materials	38,220	-	38,220
Equipment purchased	<u>1,665,395</u>	<u>1,400,824</u>	<u>264,571</u>
Total regular	<u>1,703,615</u>	<u>1,400,824</u>	<u>302,791</u>
<b>Support services:</b>			
<b>Instructional Staff:</b>			
Supplies and materials	34,767	-	34,767
Equipment purchased	<u>254,656</u>	<u>218,140</u>	<u>36,516</u>
Total instructional staff	<u>289,423</u>	<u>218,140</u>	<u>71,283</u>
<b>General administration:</b>			
Equipment purchased	<u>20,000</u>	<u>16,442</u>	<u>3,558</u>
Total general administration	<u>20,000</u>	<u>16,442</u>	<u>3,558</u>
<b>Operation and maintenance</b>			
Purchased services	<u>10,000</u>	<u>9,350</u>	<u>650</u>
Total operation and maintenance	<u>10,000</u>	<u>9,350</u>	<u>650</u>
<b>Central:</b>			
Other	19,263	-	19,263
Equipment purchased	<u>56,519</u>	<u>-</u>	<u>56,519</u>
Total central	<u>75,782</u>	<u>-</u>	<u>75,782</u>
<b>Capital outlay:</b>			
Purchased services	6,039,796	2,467,460	3,572,336
Building improvements purchased	26,868,764	12,059,416	14,809,348
Other expenditures	<u>1,500</u>	<u>1,443</u>	<u>57</u>
Total capital outlay	<u>32,910,060</u>	<u>14,528,319</u>	<u>18,381,741</u>
Total expenditures	<u>35,008,880</u>	<u>16,173,075</u>	<u>18,835,805</u>
Excess (deficiency) of revenues over (under) expenditures	<u>(35,008,830)</u>	<u>(16,173,025)</u>	<u>18,835,805</u>

(Continued)

**Hamilton City School District**  
**Schedule of Revenues, Expenditures and**  
**Changes in Fund Balance**  
**Budget and Actual (Non-GAAP Budgetary Basis)**  
**May 1999 Levy Building Program**  
**For the Fiscal Year Ended June 30, 2002 (Continued)**

	Revised Budget	Actual	Variance: Favorable (Unfavorable)
Other financing sources (uses)			
Proceeds from bond anticipation notes	-	-	-
Advances in	<u>300,016</u>	<u>300,016</u>	-
Total other financing sources	<u>300,016</u>	<u>300,016</u>	-
 Excess(deficiency) of revenues and other financing sources over (under) expenditures and other financing uses	 (34,708,814)	 (15,873,009)	 18,835,805
 Fund balance July 1, 2001	 28,718,978	 28,718,978	 -
Prior year encumbrances appropriated	<u>5,689,820</u>	<u>5,689,820</u>	-
 Fund balance June 30, 2002	 <u>\$ (300,016)</u>	 <u>\$ 18,535,789</u>	 <u>\$ 18,835,805</u>

**Hamilton City School District**  
**Schedule of Revenues, Expenditures and**  
**Changes in Fund Balance**  
**Budget and Actual (Non-GAAP Budgetary Basis)**  
**Miscellaneous Capital Projects Fund**  
**For the Fiscal Year Ended June 30, 2002**

	Revised Budget	Actual	Variance: Favorable (Unfavorable)
Revenues:			
Total revenues	\$ -	\$ -	\$ -
Expenditures:			
Total expenditures	-	-	-
Excess (deficiency) of revenues over (under) expenditures	-	-	-
Other financing sources (uses)			
Operating transfers in	-	-	-
Total Other financing sources (uses)	-	-	-
Excess(deficiency) of revenues and other financing sources over (under) expenditures and other financing uses	-	-	-
Fund balance July 1, 2001	<u>2,929,150</u>	<u>2,929,150</u>	-
Fund balance June 30, 2002	<u>\$ 2,929,150</u>	<u>\$ 2,929,150</u>	<u>\$ -</u>

**Hamilton City School District**  
**Schedule of Revenues, Expenditures and**  
**Changes in Fund Balance**  
**Budget and Actual (Non-GAAP Budgetary Basis)**  
**SchoolNet Plus Capital Projects Fund**  
**For the Fiscal Year Ended June 30, 2002**

	Revised Budget	Actual	Variance: Favorable (Unfavorable)
Revenues:			
Intergovernmental	\$ 268,280	\$ 268,280	\$ -
 Total revenues	<u>268,280</u>	<u>268,280</u>	<u>-</u>
 Expenditures:			
Current:			
Instruction:			
Regular			
Purchased services	-	-	-
Supplies and materials	17,202	17,202	-
Equipment purchased	<u>430,568</u>	<u>430,568</u>	-
Total regular	<u>447,770</u>	<u>447,770</u>	-
Capital Outlay:			
Supplies and materials	10,350	-	10,350
Building improvements purchased	<u>311,430</u>	<u>53,500</u>	<u>257,930</u>
Total building improvement services	<u>321,780</u>	<u>53,500</u>	<u>268,280</u>
 Total expenditures	<u>769,550</u>	<u>501,270</u>	<u>268,280</u>
 Excess (deficiency) of revenues over (under) expenditures	(501,270)	(232,990)	268,280
 Fund balance July 1, 2001	416,500	416,500	-
Prior year encumbrances appropriated	<u>84,770</u>	<u>84,770</u>	-
 Fund balance June 30, 2002	<u>\$ -</u>	<u>\$ 268,280</u>	<u>\$ 268,280</u>

**Hamilton City School District**  
**Schedule of Revenues, Expenditures and**  
**Changes in Fund Balance**  
**Budget and Actual (Non-GAAP Budgetary Basis)**  
**Powerup Grant**  
**For the Fiscal Year Ended June 30, 2002**

	Revised Budget	Actual	Variance: Favorable (Unfavorable)
Revenues:			
Intergovernmental	<u>\$ 85,652</u>	<u>\$ 85,652</u>	<u>\$ -</u>
Total revenues	<u>85,652</u>	<u>85,652</u>	<u>-</u>
Expenditures:			
Current:			
Capital outlay:			
Purchased services	4,341	4,341	-
Building improvement purchased	<u>209,739</u>	<u>209,739</u>	<u>-</u>
Total building improvement services	<u>214,080</u>	<u>214,080</u>	<u>-</u>
Total expenditures	<u>214,080</u>	<u>214,080</u>	<u>-</u>
Excess (deficiency) of revenues over (under) expenditures	<u>(128,428)</u>	<u>(128,428)</u>	<u>-</u>
Other financing sources (uses)			
Operating transfers in	329,128	329,128	-
Advances (out)	<u>-</u>	<u>(436,505)</u>	<u>(436,505)</u>
Total other financing sources	<u>329,128</u>	<u>(107,377)</u>	<u>(436,505)</u>
Excess(deficiency) of revenues and other financing sources over (under) expenditures and other financing uses	200,700	(235,805)	(436,505)
Fund balance July 1, 2001	1,320	1,320	-
Prior year encumbrances appropriated	<u>234,485</u>	<u>234,485</u>	<u>-</u>
Fund balance June 30, 2002	<u>\$ 436,505</u>	<u>\$ -</u>	<u>\$ (436,505)</u>

**Hamilton City School District**  
**Schedule of Revenues, Expenditures and**  
**Changes in Fund Balance**  
**Budget and Actual (Non-GAAP Budgetary Basis)**  
**Interactive Video Learning Capital Projects Fund**  
**For the Fiscal Year Ended June 30, 2002**

	Revised Budget	Actual	Variance: Favorable (Unfavorable)
Revenues:			
Intergovernmental	\$ 17,683	\$ 17,683	\$ -
Total revenues	<u>17,683</u>	<u>17,683</u>	<u>-</u>
Expenditures:			
Current:			
Support services:			
Instructional staff:			
Salaries and wages	4,500	-	4,500
Fringe benefits	1,781	-	1,781
Purchased services	4,635	1,824	2,811
Supplies and materials	2,200	-	2,200
Equipment purchased	<u>6,599</u>	<u>2,213</u>	<u>4,386</u>
Total instructional staff	<u>19,715</u>	<u>4,037</u>	<u>15,678</u>
Total expenditures	<u>19,715</u>	<u>4,037</u>	<u>15,678</u>
Excess (deficiency) of revenues over (under) expenditures	(2,032)	13,646	15,678
Fund balance July 1, 2001	<u>2,032</u>	<u>2,032</u>	<u>-</u>
Fund balance June 30, 2002	<u>\$ -</u>	<u>\$ 15,678</u>	<u>\$ 15,678</u>



# Enterprise Funds

Enterprise Funds are established to account for operations that are financed and operated in a manner similar to private sector business where the intent is that the expense (including depreciation) of providing goods or services primarily or solely to the general public be financed or recovered primarily through user charges. A description of the District's Enterprise Funds follows:

## **Food Service**

A fund used to account for all revenues and expenses related to the provision of food services for the District.

## **Uniform School Supplies**

A rotary fund provided to account for the purchase and sale of school supplies as adopted by the Board of Education for use in the schools of the District.

## **Vocational Rotary**

A rotary fund provided to account for all revenues and expenses related to the provision of goods and services to the general public by the vocational classes of the District.

## **Adult Education**

A fund used to account for all revenues and expenses related to the provision of credit and non-credit classes to the general public.

Hamilton City School District  
Combining Balance Sheet  
All Enterprise Funds  
June 30, 2002

	Food Service	Uniform School Supplies	Vocational Rotary	Adult Education	Total
<b>ASSETS :</b>					
Equity in pooled cash and cash equivalents	\$ 11,253	\$ 43,470	\$ 9,262	\$ 4,509	\$ 68,494
Receivables (net of allowances for uncollectibles)					
Accounts	48	-	-	-	48
Intergovernmental	-	-	-	-	-
Materials and supplies inventory	50,596	-	-	-	50,596
Furniture, equipment, and vehicles	604,335	-	-	-	604,335
Accumulated depreciation	(527,944)	-	-	-	(527,944)
<b>Total assets</b>	<b>\$ 138,288</b>	<b>\$ 43,470</b>	<b>\$ 9,262</b>	<b>\$ 4,509</b>	<b>\$ 195,529</b>
<b>LIABILITIES:</b>					
Accounts payable	\$ 9,562	\$ 12,661	\$ -	\$ -	\$ 22,223
Accrued wages and benefits	32,040	-	-	-	32,040
Compensated absences payable	1,550	-	-	-	1,550
Interfund loans payable	20,000	-	-	-	20,000
Due to other governments	25,391	-	162	-	25,553
Due to other funds	46	-	-	-	46
Deferred revenue	50,596	-	-	-	50,596
<b>Total liabilities</b>	<b>139,185</b>	<b>12,661</b>	<b>162</b>	<b>-</b>	<b>152,008</b>
<b>EQUITY:</b>					
Contributed capital	87,514	-	-	-	87,514
Retained earnings unreserved (deficit)	(88,411)	30,809	9,100	4,509	(43,993)
<b>Total equity</b>	<b>(897)</b>	<b>30,809</b>	<b>9,100</b>	<b>4,509</b>	<b>43,521</b>
<b>Total liabilities and equity</b>	<b>\$ 138,288</b>	<b>\$ 43,470</b>	<b>\$ 9,262</b>	<b>\$ 4,509</b>	<b>\$ 195,529</b>

**Hamilton City School District**  
**Combining Statement of Revenues, Expenses and**  
**Changes in Retained Earnings**  
**All Enterprise Funds**  
**For the Fiscal Year Ended June 30, 2002**

	Food Service	Uniform School Supplies	Vocational Rotary	Adult Education	Total
<b>Operating revenues:</b>					
Tuition and fees	\$ (414)	\$ -	\$ 4,232	\$ 3,243	\$ 7,061
Sales	1,350,056	53,684	-	-	1,403,740
Other operating revenues	<u>(36,325)</u>	<u>-</u>	<u>(284)</u>	<u>437</u>	<u>(36,172)</u>
<b>Total operating revenues</b>	<u>1,313,317</u>	<u>53,684</u>	<u>3,948</u>	<u>3,680</u>	<u>1,374,629</u>
<b>Operating expenses:</b>					
Salaries and wages	1,165,296	-	-	5,716	1,171,012
Fringe benefits	488,716	-	-	198	488,914
Purchased services	225,255	22	-	-	225,277
Supplies and materials	1,349,776	178,922	3,952	2,425	1,535,075
Depreciation	25,683	-	-	-	25,683
Other operating expenditures	<u>4,905</u>	<u>-</u>	<u>162</u>	<u>-</u>	<u>5,067</u>
<b>Total operating expenses</b>	<u>3,259,631</u>	<u>178,944</u>	<u>4,114</u>	<u>8,339</u>	<u>3,451,028</u>
<b>Operating income(loss)</b>	<u>(1,946,314)</u>	<u>(125,260)</u>	<u>(166)</u>	<u>(4,659)</u>	<u>(2,076,399)</u>
<b>Nonoperating revenues(expenses):</b>					
Operating grants	1,935,040	-	-	7,216	1,942,256
Loss on sale of fixed assets	<u>(1,178)</u>	<u>-</u>	<u>-</u>	<u>-</u>	<u>(1,178)</u>
<b>Total nonoperating revenues(expenses)</b>	<u>1,933,862</u>	<u>-</u>	<u>-</u>	<u>7,216</u>	<u>1,941,078</u>
<b>Net income (loss) before operating transfers</b>	<u>(12,452)</u>	<u>(125,260)</u>	<u>(166)</u>	<u>2,557</u>	<u>(135,321)</u>
<b>Operating transfers in / (out)</b>					
Operating transfers in	<u>-</u>	<u>114,000</u>	<u>-</u>	<u>-</u>	<u>114,000</u>
<b>Total operating transfers</b>	<u>-</u>	<u>114,000</u>	<u>-</u>	<u>-</u>	<u>114,000</u>
<b>Net income(loss) after operating transfers</b>	(12,452)	(11,260)	(166)	2,557	(21,321)
Retained earnings July 1, 2001	<u>(75,959)</u>	<u>42,069</u>	<u>9,266</u>	<u>1,952</u>	<u>(22,672)</u>
Retained earnings June 30, 2002	(88,411)	30,809	9,100	4,509	(43,993)
Contributed Capital	<u>87,514</u>	<u>-</u>	<u>-</u>	<u>-</u>	<u>87,514</u>
<b>Total fund equity at end of year</b>	<u>(897)</u>	<u>30,809</u>	<u>9,100</u>	<u>4,509</u>	<u>43,521</u>

**Hamilton City School District**  
**Combining Statement of Cash Flows**  
**All Enterprise Funds**  
**For the Fiscal Year Ended June 30, 2002**

	Food Services	Uniform School Supplies	Vocational Rotary	Adult Education	Total
<b>Cash flows from operating activities:</b>					
Cash received from tuition and fees	\$ -	\$ -	\$ 4,232	\$ 5,195	\$ 9,427
Cash received from sales	1,350,056	53,684	-	-	1,403,740
Cash received from other operations	-	-	(284)	437	153
Cash payments for personal services	(1,661,166)	-	-	(5,914)	(1,667,080)
Cash payments for purchased services	(224,912)	-	-	-	(224,912)
Cash payments for supplies and materials	(1,256,837)	(145,487)	(3,952)	(2,425)	(1,408,701)
Cash payments for other expenses	(2,241)	-	-	-	(2,241)
Net cash provided by (used for) operating activities	<u>(1,795,100)</u>	<u>(91,803)</u>	<u>(4)</u>	<u>(2,707)</u>	<u>(1,889,614)</u>
<b>Cash flows from noncapital financing activities:</b>					
Cash received from operating grants	1,842,215	-	-	7,216	1,849,431
Transfers in from other funds	-	114,000	-	-	114,000
Cash received (used) - interfund loans	(40,000)	-	-	-	(40,000)
Net cash provided by (used for) noncapital financing activities	<u>1,802,215</u>	<u>114,000</u>	<u>-</u>	<u>7,216</u>	<u>1,923,431</u>
<b>Cash flows from capital and related financing activities:</b>					
Acquisition of capital assets	(8,522)	-	-	-	(8,522)
Net cash used for capital and related financing activities	<u>(8,522)</u>	<u>-</u>	<u>-</u>	<u>-</u>	<u>(8,522)</u>
<b>Cash flows from investing activities:</b>					
Net cash provided by investing activities	-	-	-	-	-
Net increase (decrease) in cash/cash equivalents	(1,407)	22,197	(4)	4,509	25,295
Cash and cash equivalents at beginning of year	12,660	21,273	9,266	-	43,199
Cash and cash equivalents at end of year	<u>\$ 11,253</u>	<u>\$ 43,470</u>	<u>\$ 9,262</u>	<u>\$ 4,509</u>	<u>\$ 68,494</u>
<b>Adjustments to reconcile operating income (loss) to net cash provided by (used for) operating activities:</b>					
Operating income (loss)	<u>\$ (1,946,314)</u>	<u>\$ (125,260)</u>	<u>\$ (166)</u>	<u>\$ (4,659)</u>	<u>\$ (2,076,399)</u>
<b>Adjustments to reconcile operating income to net cash provided by operating activities:</b>					
Depreciation	25,683	-	-	-	25,683
Donated commodities used	135,489	-	-	-	135,489
Interest on cash equivalents	-	-	-	-	-
<b>Changes in assets and liabilities:</b>					
(Increase) Decrease in receivables	36,739	22	-	1,952	38,713
Increase (Decrease) in deferred revenue	17,686	-	-	-	17,686
(Increase) Decrease in supplies and materials	(17,686)	20,774	-	-	3,088
Increase (Decrease) in accounts payable	511	12,661	-	-	13,172
Increase (Decrease) in accrued wages & benefits	(5,266)	-	-	-	(5,266)
Increase (Decrease) in due to other funds	(40,054)	-	-	-	(40,054)
(Increase) Decrease in due from other funds	-	-	-	-	-
Increase (Decrease) in due to other gov't.	(1,888)	-	162	-	(1,726)
Total adjustments	<u>151,214</u>	<u>33,457</u>	<u>162</u>	<u>1,952</u>	<u>186,785</u>
Net cash provided by (used for) operating activities	<u>\$ (1,795,100)</u>	<u>\$ (91,803)</u>	<u>\$ (4)</u>	<u>\$ (2,707)</u>	<u>\$ (1,889,614)</u>

Noncash investing, capital and financing activities: NONE

**Hamilton City School District**  
**Schedule of Revenues, Expenses and**  
**Changes in Retained Earnings**  
**Budget and Actual (Non-GAAP Budgetary Basis)**  
**Food Service Enterprise Fund**  
**For the Fiscal Year Ended June 30, 2002**

	Revised Budget	Actual	Variance: Favorable (Unfavorable)
<b>Operating revenues:</b>			
Sales	\$ 1,350,056	\$ 1,350,056	\$ -
Total operating revenues	<u>1,350,056</u>	<u>1,350,056</u>	<u>-</u>
<b>Operating Expenses:</b>			
Salaries and wages	1,169,411	1,169,411	-
Fringe benefits	491,756	491,756	-
Purchased services	235,047	234,037	1,010
Supplies and materials	1,256,937	1,256,937	-
Capital outlay	8,522	8,522	-
Other operating expenses	<u>3,259</u>	<u>2,241</u>	<u>1,018</u>
Total operating expenses	<u>3,164,932</u>	<u>3,162,904</u>	<u>2,028</u>
Operating income(loss)	<u>(1,814,876)</u>	<u>(1,812,848)</u>	<u>2,028</u>
<b>Nonoperating revenues(expenses):</b>			
Earnings on investments	-	-	-
Operating grants	<u>1,842,215</u>	<u>1,842,215</u>	<u>-</u>
Total nonoperating revenues (expenses)	<u>1,842,215</u>	<u>1,842,215</u>	<u>-</u>
Net income(loss) before operating transfers	<u>27,339</u>	<u>29,367</u>	<u>2,028</u>
<b>Transfers and advances</b>			
Advances in	20,000	20,000	-
Advances (out)	<u>-</u>	<u>(60,000)</u>	<u>-</u>
Total transfers and advances	<u>20,000</u>	<u>(40,000)</u>	<u>(60,000)</u>
Net income(loss)	47,339	(10,633)	(57,972)
Retained earnings July 1, 2001	-	-	-
Prior year encumbrances appropriated	<u>12,661</u>	<u>12,661</u>	<u>-</u>
Retained earnings June 30, 2002	<u>\$ 60,000</u>	<u>\$ 2,028</u>	<u>\$ (57,972)</u>

**Hamilton City School District**  
**Schedule of Revenues, Expenses and**  
**Changes in Retained Earnings**  
**Budget and Actual (Non-GAAP Budgetary Basis)**  
**Uniform School Supplies Enterprise Fund**  
**For the Fiscal Year Ended June 30, 2002**

	<u>Revised Budget</u>	<u>Actual</u>	Variance: Favorable (Unfavorable)
Operating revenues:			
Sales	\$ 53,684	\$ 53,684	\$ -
Total operating revenues	<u>53,684</u>	<u>53,684</u>	<u>-</u>
Operating expenses:			
Supplies and materials	<u>188,957</u>	<u>188,880</u>	<u>77</u>
Total operating expenses	<u>188,957</u>	<u>188,880</u>	<u>77</u>
Net income(loss) before operating transfers	<u>(135,273)</u>	<u>(135,196)</u>	<u>77</u>
Transfers and advances			
Advances (out)	-	-	-
Operating Transfers in	<u>114,000</u>	<u>114,000</u>	<u>-</u>
Total transfers and advances	<u>114,000</u>	<u>114,000</u>	<u>-</u>
Net income (loss)	(21,273)	(21,196)	77
Retained earnings July 1, 2001	1,332	1,332	-
Prior year encumbrances appropriated	<u>19,941</u>	<u>19,941</u>	<u>-</u>
Retained earnings June 30, 2002	<u>\$ -</u>	<u>\$ 77</u>	<u>\$ 77</u>

**Hamilton City School District**  
**Schedule of Revenues, Expenses and**  
**Changes in Retained Earnings**  
**Budget and Actual (Non-GAAP Budgetary Basis)**  
**Vocational Rotary Enterprise Fund**  
**For the Fiscal Year Ended June 30, 2002**

	Revised Budget	Actual	Variance: Favorable (Unfavorable)
Operating revenues:			
Tuition and fees	\$ 4,233	\$ 4,233	\$ -
Other operating revenue	<u>(284)</u>	<u>(284)</u>	<u>-</u>
Total operating revenues	<u>3,949</u>	<u>3,949</u>	<u>-</u>
Operating expenses:			
Purchased services	5,214	-	5,214
Supplies and materials	<u>8,000</u>	<u>3,953</u>	<u>4,047</u>
Total operating expenses	<u>13,214</u>	<u>3,953</u>	<u>9,261</u>
Operating income(loss)	<u>(9,265)</u>	<u>(4)</u>	<u>9,261</u>
Nonoperating revenues(expenses):			
Operating grants - donations	<u>-</u>	<u>-</u>	<u>-</u>
Total nonoperating revenues (expenses)	<u>-</u>	<u>-</u>	<u>-</u>
Net income(loss)	(9,265)	(4)	9,261
Retained earnings July 1, 2001	<u>9,265</u>	<u>9,265</u>	<u>-</u>
Retained earnings June 30, 2002	<u>\$ -</u>	<u>\$ 9,261</u>	<u>\$ 9,261</u>

**Hamilton City School District**  
**Schedule of Revenues, Expenses and**  
**Changes in Retained Earnings**  
**Budget and Actual (Non-GAAP Budgetary Basis)**  
**Adult Education Enterprise Fund**  
**For the Fiscal Year Ended June 30, 2002**

	<u>Revised Budget</u>	<u>Actual</u>	Variance: Favorable (Unfavorable)
Operating revenues:			
Tuition and fees	\$ 5,195	\$ 5,195	\$ -
Other operating revenue	<u>437</u>	<u>437</u>	<u>-</u>
Total operating revenues	<u>5,632</u>	<u>5,632</u>	<u>-</u>
Operating expenses:			
Salaries and wages	6,673	5,717	956
Fringe benefits	3,750	197	3,553
Purchased services	-	-	-
Supplies and materials	2,425	2,425	-
Other	<u>-</u>	<u>-</u>	<u>-</u>
Total operating expenses	<u>12,848</u>	<u>8,339</u>	<u>4,509</u>
Operating income(loss)	<u>(7,216)</u>	<u>(2,707)</u>	<u>4,509</u>
Nonoperating revenues(expenses):			
Operating grants - state sources	<u>7,216</u>	<u>7,216</u>	<u>-</u>
Total nonoperating revenues (expenses)	<u>7,216</u>	<u>7,216</u>	<u>-</u>
Net income(loss)	-	4,509	4,509
Retained earnings July 1, 2001	<u>-</u>	<u>-</u>	<u>-</u>
Retained earnings June 30, 2002	<u>\$ -</u>	<u>\$ 4,509</u>	<u>\$ 4,509</u>



## **Internal Service Funds**

Internal Service Funds are used to account for the financing of services provided by one department or agency to another department or agency on a cost reimbursement basis. A description of the District's Internal Service Funds follows:

### **Employee Benefits**

This is a self-insurance fund used to account for all revenues and expenses for the District's employee health, dental and vision insurance.

### **Special Rotary Fund**

The Special Rotary fund is used to account for all revenues and expenses related to field trips for the schools in the District.

**Hamilton City School District**  
**Combining Balance Sheet**  
**All Internal Service Funds**  
**June 30, 2002**

	<u>Employee Benefits</u>	<u>Special Rotary</u>	<u>Total</u>
<b>ASSETS :</b>			
Equity in pooled cash and cash equivalents	\$ 29,373	\$ 5,541	\$ 34,914
Receivables (net of allowances for uncollectibles)			
Accounts	<u>-</u>	<u>-</u>	<u>-</u>
<b>Total assets</b>	<u>\$ 29,373</u>	<u>\$ 5,541</u>	<u>\$ 34,914</u>
<b>LIABILITIES:</b>			
Accounts payable	-	-	-
Accrued wages and benefits	<u>\$ -</u>	<u>\$ -</u>	<u>\$ -</u>
<b>Total liabilities</b>	<u>-</u>	<u>-</u>	<u>-</u>
<b>EQUITY:</b>			
Retained earnings: unreserved	<u>29,373</u>	<u>5,541</u>	<u>34,914</u>
<b>Total equity</b>	<u>29,373</u>	<u>5,541</u>	<u>34,914</u>
<b>Total liabilities and equity</b>	<u>\$ 29,373</u>	<u>\$ 5,541</u>	<u>\$ 34,914</u>

Hamilton City School District  
Combining Statement of Revenues, Expenses, and  
Changes in Retained Earnings  
All Internal Service Funds  
For the Fiscal Year Ended June 30, 2002

	Employee Benefits	Special Rotary	Total
Operating revenues:			
Tuition and fees	\$ 97,881	\$ -	\$ 97,881
Other operating revenues	<u>(36)</u>	<u>105,323</u>	<u>105,287</u>
Total operating revenues	<u>97,845</u>	<u>105,323</u>	<u>203,168</u>
Operating expenses:			
Purchased services	11,824	105,692	117,516
Other operating expenses	<u>78,061</u>	<u>-</u>	<u>78,061</u>
Total operating expenses	<u>89,885</u>	<u>105,692</u>	<u>195,577</u>
Operating income(loss)	<u>7,960</u>	<u>(369)</u>	<u>7,591</u>
Nonoperating revenues:			
Earnings on investments	<u>741</u>	<u>-</u>	<u>741</u>
Total nonoperating revenues	<u>741</u>	<u>-</u>	<u>741</u>
Net income(loss)	<u>8,701</u>	<u>(369)</u>	<u>8,332</u>
Retained earnings at July 1, 2001	<u>20,672</u>	<u>5,910</u>	<u>26,582</u>
Retained earnings at June 30, 2002	<u>\$ 29,373</u>	<u>\$ 5,541</u>	<u>\$ 34,914</u>

**Hamilton City School District**  
**Combining Statement of Cash Flows**  
**All Internal Service Funds**  
**For the Fiscal Year Ended June 30, 2002**

	Employee Benefits	Special Rotary	Total
Cash flows from operating activities:			
Cash received from tuition and fees	\$ 97,881	\$ -	\$ 97,881
Cash received from other operations	-	105,323	105,323
Cash payments for personal services	-	-	-
Cash payments for purchased services	(11,823)	(105,689)	(117,512)
Cash payments for supplies and materials	-	-	-
Cash payments for other expenses	(88,708)	-	(88,708)
Net cash provided by (used for) operating activities	<u>(2,650)</u>	<u>(366)</u>	<u>(3,016)</u>
Cash flows from noncapital financing activities:			
Cash received from operating grants	-	-	-
Net cash provided by noncapital financing activities	-	-	-
Cash flows from investing activities:			
Interest on cash equivalents	741	-	741
Net cash provided by investing activities	<u>741</u>	<u>-</u>	<u>741</u>
Net increase (decrease) in cash/cash equivalents	(1,909)	(366)	(2,275)
Cash and cash equivalents at beginning of year	<u>31,282</u>	<u>5,907</u>	<u>37,189</u>
Cash and cash equivalents at end of year	<u>\$ 29,373</u>	<u>\$ 5,541</u>	<u>\$ 34,914</u>
Adjustments to reconcile operating income(loss) to net cash provided by(used for) operating activities:			
Operating income(loss)	\$ 7,960	\$ (369)	\$ 7,591
Adjustments to reconcile operating income to net cash provided by operating activities:			
Changes in assets and liabilities:			
(Increase) decrease in receivables	37	3	40
Increase (decrease) in accounts payable	-	-	-
Increase (decrease) in accrued wages and benefits	(10,647)	-	(10,647)
Increase (decrease) in due to other funds	-	-	-
Total adjustments	<u>(10,610)</u>	<u>3</u>	<u>(10,607)</u>
Net cash provided by (used for) operating activities	<u>\$ (2,650)</u>	<u>\$ (366)</u>	<u>\$ (3,016)</u>

Noncash investing, capital and financing activities: NONE

**Hamilton City School District**  
**Schedule of Revenues, Expenses and**  
**Changes in Retained Earnings**  
**Budget and Actual (Non-GAAP Budgetary Basis)**  
**Employee Benefits Internal Service Fund**  
**For the Fiscal Year Ended June 30, 2002**

	<u>Revised Budget</u>	<u>Actual</u>	Variance: Favorable (Unfavorable)
Operating revenues:			
Tuition and fees	\$ 97,881	\$ 97,881	\$ -
Total operating revenues	<u>97,881</u>	<u>97,881</u>	<u>-</u>
Operating expenses:			
Purchased services	19,636	11,823	7,813
Other	<u>110,268</u>	<u>88,708</u>	<u>21,560</u>
Total operating expenses	<u>129,904</u>	<u>100,531</u>	<u>29,373</u>
Operating income(loss)	<u>(32,023)</u>	<u>(2,650)</u>	<u>29,373</u>
Nonoperating revenues(expenses):			
Interest revenue(Enterprise/Internal Service)	<u>741</u>	<u>741</u>	<u>-</u>
Total nonoperating revenues(expenses)	<u>741</u>	<u>741</u>	<u>-</u>
Net income(loss)	<u>(31,282)</u>	<u>(1,909)</u>	<u>29,373</u>
Retained earnings July 1, 2001	<u>31,282</u>	<u>31,282</u>	<u>-</u>
Retained earnings June 30, 2002	<u>\$ -</u>	<u>\$ 29,373</u>	<u>\$ 29,373</u>

**Hamilton City School District**  
**Schedule of Revenues, Expenses and**  
**Changes in Retained Earnings**  
**Budget and Actual (Non-GAAP Budgetary Basis)**  
**Special Rotary Internal Service Fund**  
**For the Fiscal Year Ended June 30, 2002**

	<u>Revised Budget</u>	<u>Actual</u>	Variance: Favorable (Unfavorable)
Operating revenues:			
Tuition and fees	\$ -	\$ -	\$ -
Other revenue	<u>105,323</u>	<u>105,323</u>	<u>-</u>
Total operating revenues	<u>105,323</u>	<u>105,323</u>	<u>-</u>
Operating expenses:			
Purchased services	<u>111,230</u>	<u>105,689</u>	<u>5,541</u>
Total operating expenses	<u>111,230</u>	<u>105,689</u>	<u>5,541</u>
Net income(loss)	<u>(5,907)</u>	<u>(366)</u>	<u>5,541</u>
Retained earnings July 1, 2001	5,340	5,340	-
Prior year encumbrances appropriated	<u>567</u>	<u>567</u>	<u>-</u>
Retained earnings June 30, 2002	<u>\$ -</u>	<u>\$ 5,541</u>	<u>\$ 5,541</u>

## **Trust And Agency Funds**

Fiduciary Funds are used to account for assets held by a governmental unit in a trustee capacity and/or as an agent for individuals, private organizations, other governmental units, and/or other funds. These include Expendable Trust Funds, Non-expendable Trust Funds and Agency Funds. A description of the District's Fiduciary Funds follows:

### **Trust Funds**

#### **Expendable Trust Fund**

A fund used to account for assets held by the District in a trustee capacity or as an agent for individuals, private organizations, other governments, or other funds.

#### **Nonexpendable Trust Fund**

A fund used to account for money, securities, or lands which have been set aside as an investment for public school purposes. The income from such a fund may be expended, but the principal must remain intact.

### **Agency Funds**

#### **Student Activity Fund**

A fund to account for the resources that belong to the various student groups in the District. The fund accounts for sales and other revenue generating activities.

**Hamilton City School District**  
**Combining Balance Sheet**  
**All Fiduciary Fund Types**  
**June 30, 2002**

	Expendable Trust	Non Expendable Trust	Student Activity Agency Fund	Total
<b>ASSETS :</b>				
Equity in pooled cash and cash equivalents	\$ 40,336	\$ 53,314	\$ 54,998	\$ 148,648
Cash and cash equivalents with fiscal agents	<u>-</u>	<u>500</u>	<u>-</u>	<u>500</u>
<b>Total assets</b>	<u>\$ 40,336</u>	<u>\$ 53,814</u>	<u>\$ 54,998</u>	<u>\$ 149,148</u>
<b>LIABILITIES:</b>				
Accounts payable	\$ 465	\$ -	\$ 1,520	\$ 1,985
Due to students	<u>-</u>	<u>-</u>	<u>53,478</u>	<u>53,478</u>
<b>Total liabilities</b>	<u>465</u>	<u>-</u>	<u>54,998</u>	<u>55,463</u>
<b>FUND EQUITY:</b>				
Fund balances:				
Reserved for encumbrances	230	4,640	-	4,870
Unreserved, undesignated	<u>39,641</u>	<u>49,174</u>	<u>-</u>	<u>88,815</u>
<b>Total equity</b>	<u>39,871</u>	<u>53,814</u>	<u>-</u>	<u>93,685</u>
<b>Total liabilities and equity</b>	<u>\$ 40,336</u>	<u>\$ 53,814</u>	<u>\$ 54,998</u>	<u>\$ 149,148</u>



**Hamilton City School District**  
**Statement of Changes in Assets and Liabilities**  
**Agency Fund**  
**For the Fiscal Year Ended June 30, 2002**

	Beginning Balance <u>July 1, 2001</u>	<u>Additions</u>	<u>Deductions</u>	Ending Balance <u>June 30, 2002</u>
<b>Student Activity Agency Fund</b>				
<b>Assets:</b>				
Equity in pooled cash and investments	\$ 49,044	\$ 77,461	\$ 71,507	\$ 54,998
<b>Total assets</b>	<u>\$ 49,044</u>	<u>\$ 77,461</u>	<u>\$ 71,507</u>	<u>\$ 54,998</u>
<b>Liabilities:</b>				
Accounts payable	\$ 2,345	\$ 1,520	\$ 2,345	\$ 1,520
Due to students	<u>46,699</u>	<u>53,478</u>	<u>46,699</u>	<u>53,478</u>
<b>Total liabilities</b>	<u>\$ 49,044</u>	<u>\$ 54,998</u>	<u>\$ 49,044</u>	<u>\$ 54,998</u>

**This Page is Intentionally Left Blank.**

## **General Fixed Assets Account Group**

This group of accounts is used to account for all sites, buildings, equipment and vehicles not used in the operations of the proprietary funds (the majority of the District's assets are reflected here).

**Hamilton City School District  
Schedule of General Fixed Assets  
By Source  
June 30, 2002**

**General fixed assets:**

Land and land improvements	\$ 2,216,529
Buildings and building improvements	44,608,311
Furniture, fixtures and equipment	<u>17,108,411</u>
Total general fixed assets	<u>\$ 63,933,251</u>

**Investment in general fixed assets  
by source:**

Acquired before July 1, 1989	\$ 14,151,039
General fund	19,357,880
Special revenue funds	5,339,476
Capital projects funds	24,413,417
Donations	<u>671,439</u>
Total general fixed assets	<u>\$ 63,933,251</u>

**Hamilton City School District  
Schedule of General Fixed Assets  
By Function and Type  
June 30, 2002**

<u>Function</u>	<u>Land and land improvements</u>	<u>Buildings and building improvements</u>	<u>Furniture fixtures and equipment</u>	<u>Total</u>
Regular instruction	\$ 786,881	\$ 19,691,161	\$ 6,343,534	\$ 26,821,576
Special instruction	-	7,100	1,209,185	1,216,285
Vocational instruction	-	-	1,221,457	1,221,457
Adult/continuing instruction	-	-	26,178	26,178
Support services - pupil	7,631	5,264	777,099	789,994
Support services - instr. staff	-	39,185	686,250	725,435
Support services - administration	6,000	210,227	221,703	437,930
Support services - fiscal	-	-	46,765	46,765
Support services - business	58,270	686	276,274	335,230
Operation and maintenance	14,750	154,817	499,632	669,199
Pupil transportation	-	57,577	2,156,129	2,213,706
Central	19,000	69,908	757,802	846,710
Food service	-	-	89,850	89,850
Community service	39,222	-	193,601	232,823
Extracurricular activities	1,420	-	347,232	348,652
Site improvements	1,144,732	2,099,348	9,800	3,253,880
Facilities acquisition/construction	138,623	22,273,038	248,009	22,659,670
Other - pre 1989-90 items*	-	-	1,997,911	1,997,911
<b>Total general fixed assets</b>	<b>\$ 2,216,529</b>	<b>\$ 44,608,311</b>	<b>\$ 17,108,411</b>	<b>\$ 63,933,251</b>


\*Represents older assets for which function/activity data can not practically be obtained.

**Hamilton City School District**  
**Schedule of Changes in General Fixed Assets**  
**By Function**  
**For the Fiscal Year Ended June 30, 2002**

<u>Function</u>	<u>Balance at July 1, 2001</u>	<u>Additions</u>	<u>Deductions</u>	<u>Balance at June 30, 2002</u>
Regular instruction	\$ 25,151,846	\$ 1,889,745	\$ (220,015)	\$ 26,821,576
Special instruction	1,445,680	68,752	(298,147)	1,216,285
Vocational instruction	1,120,443	220,650	(119,636)	1,221,457
Adult/continuing instruction	14,372	11,806	-	26,178
Support services - pupil	842,827	61,694	(114,527)	789,994
Support services - instr. staff	608,186	281,719	(164,470)	725,435
Support services - administration	437,762	25,569	(25,401)	437,930
Fiscal services	58,587	2,075	(13,897)	46,765
Support services - business	317,969	26,163	(8,902)	335,230
Operation and maintenance	620,993	50,620	(2,414)	669,199
Pupil transportation	1,952,565	273,922	(12,781)	2,213,706
Central	812,891	3,069	(58,158)	757,802
Food service	178,758	-	-	178,758
Community service	217,059	32,238	(16,474)	232,823
Extracurricular activities	327,783	24,666	(3,797)	348,652
Site improvements	1,336,177	1,917,703	-	3,253,880
Facilities acquisition/construction	17,842,531	4,897,400	(80,261)	22,659,670
Other - pre 1989-90 items*	<u>2,831,648</u>	<u>-</u>	<u>(833,737)</u>	<u>1,997,911</u>
Total general fixed assets	<u>\$ 56,118,077</u>	<u>\$ 9,787,791</u>	<u>\$ (1,972,617)</u>	<u>\$ 63,933,251</u>

\*Represents older assets for which function/activity data can not practically be obtained.


**This Page Intentionally Left Blank**



**HAMILTON**  
CITY SCHOOL  
DISTRICT

# **Statistical Section**

## ***President Bush's "No Child Left Behind" Bill Signing***



On Tuesday, January 8, 2002, President George W. Bush signed his \$26.5 billion Education Bill at Hamilton High School. This bill was witnessed by over 2,000 students, teachers, parents, business and community members and was broadcast live throughout the nation.



**This Page Intentionally Left Blank**

**Hamilton City School District**  
**General Fund Expenditures by Function**  
**Last Ten Fiscal Years (Unaudited)**  
**(1993 - 2002)**

	2002 Fiscal	2001 Fiscal	2000 Fiscal	1999 Fiscal
Instruction	\$32,485,593	\$31,636,411	\$31,871,491	\$ 30,313,215
Pupil Support	4,334,458	4,239,016	3,846,757	3,294,347
Instructional Staff	2,836,667	2,462,060	2,057,455	1,770,316
Board of Education	217,940	187,621	127,592	149,854
Administration	3,903,564	3,800,574	3,599,668	3,426,900
Fiscal	934,570	981,880	894,605	878,025
Business	576,139	721,704	435,214	442,791
Operations & Maintenance	6,908,000	6,428,708	5,782,658	5,303,452
Pupil Transportation	2,083,505	2,235,084	1,732,379	1,924,739
Central Office	601,708	687,525	569,989	865,285
Non-instructional Services	602	9,130	11,182	43,248
Extracurricular activities	665,420	647,974	567,312	559,900
Capital Outlay	300,354	324,333	774,209	1,413,945
Debt Service	<u>287,924</u>	<u>292,924</u>	<u>167,924</u>	<u>123,942</u>
Total Expenditures	<u>\$ 56,136,444</u>	<u>\$ 54,654,944</u>	<u>\$ 52,438,435</u>	<u>\$ 50,509,959</u>

<u>1998</u> <u>Fiscal</u>	<u>1997</u> <u>Fiscal</u>	<u>1996</u> <u>Fiscal</u>	<u>1995</u> <u>Fiscal</u>	<u>1994</u> <u>Fiscal</u>	<u>1993</u> <u>Fiscal</u>
\$ 29,434,120	\$ 29,132,029	\$ 27,674,460	\$ 27,816,821	\$ 28,072,910	\$ 24,186,868
2,017,936	1,922,047	1,695,580	1,618,403	1,817,612	1,794,063
1,671,359	1,529,803	1,490,742	1,335,384	1,497,023	1,259,574
181,143	118,322	231,313	-	-	-
3,362,957	3,187,048	3,101,108	3,083,852	3,124,217	3,081,437
746,813	783,542	760,866	726,108	705,980	690,651
546,686	520,454	520,299	405,613	475,234	382,363
5,187,725	5,109,307	5,185,472	4,744,410	4,474,786	4,654,616
1,439,211	1,510,129	1,207,213	1,110,982	1,658,135	1,312,629
596,601	504,418	450,438	406,699	449,446	445,403
20,908	91,136	134,878	131,627	1,819	1,678
512,224	535,319	529,059	520,607	537,075	471,898
132,789	643,891	473,028	363,853	78,817	9,713
<u>275,096</u>	<u>249,480</u>	<u>273,954</u>	<u>301,067</u>	<u>112,811</u>	<u>172,843</u>
<u>\$ 46,125,568</u>	<u>\$ 45,836,925</u>	<u>\$ 43,728,410</u>	<u>\$ 42,565,426</u>	<u>\$ 43,005,865</u>	<u>\$ 38,463,736</u>

**Hamilton City School District**  
**General Fund Revenues by Source**  
**Last Ten Fiscal Years (Unaudited)**  
**(1993 - 2002)**

	<u>2002</u> Fiscal	<u>2001</u> Fiscal	<u>2000</u> Fiscal	<u>1999</u> Fiscal	<u>1998</u> Fiscal
Taxes	\$16,033,556	\$19,503,988	\$16,179,279	\$21,725,163	\$17,503,741
Tuition	673,865	650,670	669,155	615,100	602,069
Earnings on Investments	583,386	979,892	712,062	450,073	533,747
Other Local Revenues	308,061	343,190	264,107	462,502	704,891
Intergovernmental	<u>36,255,905</u>	<u>35,301,605</u>	<u>35,146,030</u>	<u>32,454,804</u>	<u>29,113,379</u>
Total Revenue	<u>\$ 53,854,773</u>	<u>\$ 56,779,345</u>	<u>\$ 52,970,633</u>	<u>\$ 55,707,642</u>	<u>\$ 48,457,827</u>

<u>1997 Fiscal</u>	<u>1996 Fiscal</u>	<u>1995 Fiscal</u>	<u>1994 Fiscal</u>	<u>1993 Fiscal</u>	<u>1992 Fiscal</u>
\$ 16,714,433	\$ 18,383,006	\$ 16,059,472	\$ 16,048,787	\$ 14,165,669	\$ 14,234,717
600,376	578,934	557,549	290,983	259,247	425,978
268,368	237,045	285,480	140,203	189,144	354,248
111,233	117,035	108,086	243,820	249,423	211,113
<u>27,509,104</u>	<u>26,669,670</u>	<u>24,388,738</u>	<u>24,451,782</u>	<u>24,131,157</u>	<u>22,528,307</u>
<u>\$ 45,203,514</u>	<u>\$ 45,985,690</u>	<u>\$ 41,399,325</u>	<u>\$ 41,175,575</u>	<u>\$ 38,994,640</u>	<u>\$ 37,754,363</u>

**Hamilton City School District  
Property Tax Levies and Collections - Real and Public Utility  
Last Ten Years (1) (2) (Unaudited)**

Collection Year	2002	2001	2000	1999	1998
Current Levy	\$20,913,594	\$19,580,026	\$19,266,197	\$16,376,169	\$16,310,858
Current Tax Collections (2)	19,311,203	19,073,877	\$18,826,628	15,999,474	15,543,679
Percent Collected	92.34%	97.41%	97.72%	97.70%	95.30%
Delinquent Tax Collections	802,539	570,194	482,300	487,037	437,960
Total Tax Collections	20,113,742	19,644,071	19,308,928	16,486,511	15,981,639
Percent of Total Tax Collections to Current Tax Levy	96.18%	100.33%	100.22%	100.67%	97.98%
Outstanding Delinquent Taxes (3)	1,766,711	966,859	52,333	250,401	615,779
Percent of Outstanding Delinquent Taxes to Current Tax Levy	8.45%	4.94%	0.27%	1.53%	3.78%

Source: Butler County Auditor

(1) Amounts are presented in conformity with Generally Accepted Accounting Principles (GAAP), on a modified accrual basis.

(2) State reimbursements of rollback and homestead exemptions are included.

(3) Penalties and interest are included, since by Ohio law they become part of the tax obligation as assessment occurs.

	1997	1996	1995	1994	1993	1992
\$	16,172,129	\$ 16,097,941	\$ 16,014,851	\$ 15,940,942	\$ 12,281,269	\$ 12,253,764
	15,558,589	15,999,165	15,540,283	15,494,632	11,981,797	11,777,740
	96.21%	99.39%	97.04%	97.20%	97.56%	96.12%
	360,280	519,160	393,176	278,083	296,352	364,098
	15,918,869	16,518,325	15,933,459	15,772,715	12,278,149	12,141,838
	98.43%	102.61%	99.49%	98.94%	99.97%	99.09%
	561,638	365,314	708,448	459,521	486,095	550,801
	3.47%	2.27%	4.42%	2.88%	3.96%	4.49%

**Hamilton City School District  
Assessed Valuation and  
Estimated Actual Valuation of Taxable Property  
Last Ten Years (Unaudited)**

Tax Year/ Collection Year	Real Property (1)		Tangible Personal Property	
	Assessed Value	Estimated Actual Value	Assessed Value	Estimated Actual Value
2001/02	\$ 682,507,170	\$1,950,020,486	\$ 106,392,029	\$ 425,568,116
2000/01	666,447,840	1,904,136,686	105,172,192	420,688,768
1999/00	650,927,570	1,859,793,057	102,190,030	408,760,120
1998/99	573,679,770	1,639,085,057	104,649,106	418,596,424
1997/98	560,234,590	1,600,670,257	107,727,106	430,908,424
1996/97	558,252,900	1,595,008,286	99,575,954	398,303,816
1995/96	522,364,200	1,492,469,143	91,398,790	365,595,160
1994/95	508,917,500	1,454,050,000	91,431,570	365,726,280
1993/94	506,232,170	1,446,377,629	89,508,259	358,033,036
1992/93	453,467,530	1,295,621,514	96,869,062	372,573,315
1991/92	456,707,110	1,304,877,457	98,341,450	364,227,593

Source: Butler County Auditor

(1) Includes Public Utility Real Property

(2) Ratio represents Total Assessed Value/Total Estimated Actual Value



Public Utilities Personal		Total		
Assessed Value	Estimated Actual Value	Assessed Value	Estimated Actual Value	Ratio (2)
\$ 16,859,270	\$ 16,859,270	\$ 805,758,469	\$ 2,392,447,872	33.68%
18,735,220	18,735,220	790,355,252	2,343,560,674	33.72%
22,306,500	22,306,500	775,424,100	2,290,859,677	33.85%
23,519,560	23,519,560	701,848,436	2,081,201,041	33.72%
23,906,010	23,906,010	691,867,706	2,055,484,691	33.66%
25,232,450	25,232,450	683,061,304	2,018,544,552	33.84%
27,019,240	27,019,240	640,782,230	1,885,083,543	33.99%
30,356,580	30,356,580	630,705,650	1,850,132,860	34.09%
30,002,730	30,002,730	625,743,159	1,834,413,395	34.11%
29,683,900	29,683,900	580,020,492	1,697,878,730	34.16%
26,485,960	26,485,960	581,534,520	1,695,591,010	34.30%

**Hamilton City School District  
Property Tax Rates  
Direct and Overlapping Governments  
Per \$1,000 of Assessed Value  
Last Ten Years (Unaudited)**

<u>Tax Year/ Collection Year</u>	<u>Butler County</u>	<u>Hanover Township</u>	<u>City of Hamilton</u>	<u>Hamilton City School District</u>
2001/2002	8.75	2.72	5.12	48.21
2000/2001	8.45	2.72	5.06	48.21
1999/2000	8.45	2.72	5.06	48.21
1998/1999	8.45	2.72	5.06	43.81
1997/1998	8.45	2.72	5.06	43.81
1996/1997	7.45	2.72	5.11	43.81
1995/1996	7.45	2.72	5.11	43.81
1994/1995	7.44	2.72	5.11	43.81
1993/1994	7.44	2.72	5.11	43.81
1992/1993	7.45	2.72	5.11	36.91

Source: Butler County Auditor

**Hamilton City School District  
 Computation of Direct and Overlapping Debt  
 June 30, 2002**

Governmental Unit	Gross General Obligation Debt Outstanding	Percent Applicable To District (1)	Amount Applicable To District
<b>Direct:</b>			
Hamilton City School District			
General Obligation Bonds	\$44,790,000	100.00%	\$44,790,000
Bond Anticipation Notes	\$450,000	100.00%	\$450,000
Energy Conservation Measure Note	<u>1,000,000</u>	100.00%	<u>1,000,000</u>
Total Hamilton City School District	46,240,000		46,240,000
<b>Overlapping:</b>			
City of Hamilton	13,634,718	96.43%	13,147,880
Butler County	15,060,000	13.53%	<u>2,037,882</u>
Total Overlapping	<u>28,694,718</u>		15,185,762
<b>Total Direct and Overlapping Debt</b>	<b><u>\$74,934,718</u></b>		<b><u>\$61,425,762</u></b>

(1) Percent applicable to Hamilton City School District calculated using assessed valuation of the school district area value contained within the noted governmental unit divided by assessed valuation of the governmental unit.

On May 5, 1999 voters approved a 4.4 mill bond issue that generated \$45,000,000 for building additions and renovations. The district issued the debt in June 1999.

Overlapping governments with no outstanding debt are not reflected.

Source: Butler County Auditor

**Hamilton City School District  
 Computation of Legal Debt Margin (Unaudited)  
 June 30, 2002**

Assessed Valuation of the  
 Hamilton City School District (2001) \$805,758,469

**Overall Direct Debt Limitation:**

Direct debt limitation		
9% of assessed valuation	\$	72,518,262
Amount available in Debt Service Fund		-
Gross indebtedness (all bonds and tax anticipation notes outstanding subject to this limitation)	\$	44,790,000
Less: debt exempt from limitation	_____	-
Debt subject to 9% limitation		<u>(44,790,000)</u>
Legal debt margin within 9% limitation	\$	<u>27,728,262</u>

**Unvoted Direct Debt Limitation:**

Unvoted debt limitation		
0.1% of assessed valuation	\$	805,757
Amount available in Debt Service Fund related to unvoted debt		-
Gross indebtedness authorized by the Board	\$	450,000
Less: debt exempt from limitation	_____	-
Debt subject to 0.1% limitation		<u>(450,000)</u>
Legal debt margin within 0.1% limitation	\$	<u>355,757</u>

**Energy Conservation Measure Limitation:**

Unvoted debt limitation		
0.9% of assessed valuation	\$	7,251,826
Amount available in Debt Service Fund related to unvoted debt		-
Gross indebtedness authorized by the Board	\$	1,000,000
Less: debt exempt from limitation	_____	-
Debt subject to 0.9% limitation		<u>(1,000,000)</u>
Legal debt margin within 0.9% limitation	\$	<u>6,251,826</u>

Source: Butler County Auditor and School District financial records.

Ohio Bond Law established a limit of 9% for voted debt;  
 1/10th of 1% for unvoted debt; and,  
 9/10th of 1% for energy conservation measure debt.

Hamilton City School District  
Property Value, Construction, and Bank Deposits  
Last Ten Years (Unaudited)

Tax Year/ Collection Year	New Construction (1)			Bank Deposits (2)	Real Property Value (3)		Tax Exempt
	Agricultural/ Residential	Commercial/ Industrial	Total New Construction		Agricultural/ Residential	Commercial/ Industrial	
2001/02	\$ 3,408,620	\$ 11,484,760	\$ 14,893,380	\$ 1,136,994,000	\$ 495,402,210	\$ 187,104,960	\$ 164,387,420
2000/01	4,435,650	4,765,550	9,201,200	1,152,810,000	490,850,260	175,597,580	164,387,420
1999/00	3,590,790	2,268,380	5,859,170	913,169,000	485,314,790	165,612,780	164,408,060
1998/99	4,914,530	4,233,390	9,147,920	864,105,000	424,853,760	148,826,010	162,501,540
1997/98	4,914,530	4,207,030	9,121,560	815,435,000	419,801,020	140,433,570	137,748,520
1996/97	4,488,940	4,629,580	9,118,520	783,398,000	414,506,150	143,531,730	143,962,130
1995/96	2,733,520	3,826,940	6,560,460	800,556,000	378,687,100	143,261,280	146,322,440
1994/95	4,553,045	2,267,205	6,820,250	737,683,000	371,307,110	137,331,820	162,501,540
1993/94	2,938,050	1,636,260	4,574,310	711,686,000	367,858,020	138,062,620	163,010,810
1992/93	2,970,630	1,954,330	4,924,960	724,213,000	328,757,890	124,709,640	139,647,830
1991/92	2,678,060	5,235,030	7,913,090	904,381,000	325,934,000	130,773,110	131,871,940

(1) Includes all new construction within the boundaries of the Hamilton City School District.  
Source: Butler County Auditor

(2) Source for Bank Deposits: Butler County Ohio Comprehensive Annual Financial Report.  
Bank deposits are reported by county, figures are for Butler County, Ohio.

(3) Figures are 35% of real property value. Source: Butler County Auditor.

**Hamilton City School District  
Real and Tangible Personal Property  
Principal Taxpayers (Unaudited)  
As of December 31, 2001**

Name of Taxpayer	Nature of Business	Total Assessed Valuation	Percent of Total School District Assessed Valuation (2001 Tax Year)		
			Real Estate	Tangible Personal Property	Total
<i><b>Principal Taxpayers</b></i>					<b>Percent of Total Valuation</b>
Cincinnati Bell	Utility	10,027,130	-	10,027,130	1.24%
Smart Paper, LLC	Manufacturing	18,734,650	-	18,734,650	2.33%
Sisters of Mercy	Health Care	8,885,800	-	8,885,800	1.10%
International Paper	Manufacturing	-	5,958,490	5,958,490	0.74%
GE Engine Services	Manufacturing	-	5,639,690	5,639,690	0.70%
Thaneland Corporation	Manufacturing	5,442,940	-	5,442,940	0.68%
Cincinnati Gas & Electric	Utility	4,637,880	-	4,637,880	0.58%
Berkley Square	Retirement Community	4,365,450	-	4,365,450	0.54%
One Renaissance Hamilton, Inc.	Office Building	4,237,190	-	4,237,190	0.53%
Tippman Realty PRT	Retail Real Estate	3,853,970	-	3,853,970	0.48%
Hamilton Crossings	Retail Real Estate	3,683,950	-	3,683,950	0.46%
SSE Foods, Inc.	Food Distribution	-	2,735,020	2,735,020	0.34%
First Financial	Banking	2,685,060	-	2,685,060	0.33%
Ohio Casualty	Insurance	2,450,010	-	2,450,010	0.30%
Pierre Foods LLC	Food Distribution	-	2,248,480	2,248,480	0.28%
<b>Total Assessed Value of Top Ten Taxpayers</b>		<b>69,004,030</b>	<b>16,581,680</b>	<b>85,585,710</b>	
<i><b>All Others</b></i>		<u><b>613,503,140</b></u>	<u><b>106,669,619</b></u>	<u><b>720,172,759</b></u>	
<i><b>Total Assessed Value</b></i>		<u><b>\$682,507,170</b></u>	<u><b>\$123,251,299</b></u>	<u><b>\$805,758,469</b></u>	

Source: Butler County Auditor

**Hamilton City School District  
Hamilton City Economic Base  
June 30, 2002**

The economic structure of the Hamilton area consists of a diversified manufacturing sector, retail sector and service sector. The following list identifies the area's major firms by employment level.

MAJOR MANUFACTURING EMPLOYERS		RETAIL/SERVICE EMPLOYERS	
Name of Firm	Employment Level	Name of Firm	Employment Level
Smart Paper	501 - 1,000	Ft. Hamilton-Hughes Memorial Hosp.	1,000 - 1,500
Valco Climate Control	201 - 500	Hamilton City School District	1,000 - 1,500
Wright-Bernet, Incorporated	201 - 500	Butler County	501 - 1,000
General Electric Aviation Services	201 - 500	City of Hamilton	501 - 1,000
International Paper	201 - 500	Ohio Casualty Insurance	201 - 500
Hamilton Fixture	101 - 200	K-Mart Department Stores	201 - 500
Connector Manufacturing	101 - 200	Kroger Supermarkets	201 - 500
Southwestern Ohio Steel	101 - 200	LoBills Supermarkets	201 - 500
Aerospace Alloys	51 - 100	McDonald's Restaurants	201 - 500
Trans-Acc, Inc.	51 - 100	United States Post Office	201 - 500
Hoesch Suspensions, Inc.	51 - 100	Journal Publishing Co.	201 - 500
Bilstein of America, Inc	51 - 100	First Financial Bank	201 - 500
Kornylak Corporation	51 - 100	Miami University - Hamilton Campus	101 - 200
AEG Photo Conductor	51 - 100	WalMart	101 - 200
Nifty Products	51 - 100	Elder Beerman Department Store	51 - 100
		Tumbleweeds Southwest Mesquite Grill	51 - 100
		Pepsi-Cola Bottling Company	51 - 100
		Badin High School	51 - 100
		Hamiltonian Hotel	51 - 100
		Home Federal Savings and Loan of Hamilton	51 - 100
		Firststar Bank	51 - 100
		Bob Evans Restaurants	51 - 100

Source: City of Hamilton, Economic Development Department.

**Hamilton City School District  
 General Fund Expenditures,  
 Average Daily Membership and  
 General Fund Cost per Pupil  
 Last Ten Fiscal Years (Unaudited)**

<u>Fiscal Year</u>	<u>General Fund Expenditures (1)</u>	<u>Average Daily Membership</u>	<u>General Fund Cost Per Pupil (2)</u>
2002	\$ 56,325,838	9,244	6,189
2001	56,157,424	9,363	5,823
2000	55,863,148	9,526	5,693
1999	50,932,711	9,835	5,028
1998	47,234,434	10,029	4,876
1997	46,367,567	10,152	4,729
1996	44,035,533	10,344	4,435
1995	43,321,264	10,474	4,399
1994	41,127,494	10,596	4,115
1993	39,670,305	10,755	3,890
1992	37,843,429	10,700	3,702
1991	35,477,437	10,467	3,627
1990	33,873,743	10,553	3,364

Source: School District Records

- (1) Expenditures on Cash Basis, including other financing uses with the exception of advances and transfers out.
- (2) Certified by the Ohio Department of Education. Cost per pupil for 1999 is an estimate based on the Ohio Department of Education "cost per pupil formula."



**Hamilton City School District  
 Cost to Educate a 2002 Graduate  
 Hamilton City School District vs. State of Ohio Average  
 (1990-2002) (Unaudited)**

<u>Fiscal Year</u>	<u>Grade</u>	<u>Hamilton City School District Annual Per Pupil Cost</u>	<u>State Of Ohio Average Per Pupil Cost</u>	<u>Comparison to State Average Cost</u>
2002	12	\$ 6,189 (2)	Not Available	
2001	11	\$ 5,823 (2)	Not Available	
2000	10	5,693 (2)	Not Available	
1999	9	5,028	5,340	(312)
1998	8	4,876	5,286	(410)
1997	7	4,729	5,113	(384)
1996	6	4,435	4,915	(480)
1995	5	4,400	4,758	(358)
1994	4	4,115	4,640	(525)
1993	3	3,890	4,437	(547)
1992	2	3,702	4,254	(552)
1991	1	3,627	4,159	(532)
1990	KDG (1)	<u>3,586</u>	<u>3,961</u>	<u>(375)</u>
<b>Total Cost</b>		<b><u>\$ 60,093</u></b>	<b><u>\$ 46,863</u></b>	<b><u>\$ 13,230</u></b>

Source: School District Records

Annual cost per pupil is General Fund cost, on cash basis.

- (1) Annual per pupil cost for Kindergarten is one half annual per pupil cost.
- (2) This is a preliminary average per pupil cost figure which was estimated based on prior years of experience.

**Hamilton City School District  
Student Demographic Information  
Last Ten Years (Unaudited)**

<u>School Year</u>	<u>Enrollment</u>	<u>Minority Percent</u>	<u>ADC Percent</u>	<u>Attendance Rate</u>
2001-2002	9,363	15.80%	17.50%	93.80%
2000-2001	9,363	15.80%	17.50%	93.80%
1999-2000	9,526	13.21%	17.20%	92.60%
1998-1999	9,835	13.20%	19.24%	93.20%
1997-1998	10,029	13.10%	19.90%	92.15%
1996-1997	10,152	12.23%	21.00%	93.20%
1995-1996	10,344	11.94%	22.02%	92.23%
1994-1995	10,474	11.90%	22.41%	91.97%
1993-1994	10,611	11.59%	21.41%	92.22%
1992-1993	10,755	11.69%	21.90%	91.88%
1991-1992	10,700	11.67%	19.37%	93.89%
1990-1991	10,467	11.99%	20.80%	92.45%

Source: School District Records

**Hamilton City School District  
Teaching Staff Demographic Information  
Breakdown by Education and  
Average Classroom Experience  
Last Ten Years (Unaudited)**

School Year	Teaching Staff Professional Training				Total
	Bachelor	150 Hours	Master	Master + 30 hours	
2001-02	20.51% 145	31.97% 226	38.47% 272	9.05% 64	100.00% 707
2000-01	20.51% 145	31.97% 226	38.47% 272	9.05% 64	100.00% 707
1999-00	20.40% 142	32.18% 224	39.66% 276	7.76% 54	100.00% 696
1998-99	20.32% 138	32.11% 218	39.18% 266	8.39% 57	100.00% 679
1997-98	18.22% 118	32.56% 209	40.50% 260	8.72% 56	100.00% 642
1996-97	17.30% 113	32.80% 213	41.10% 267	8.80% 57	100.00% 650
1995-96	18.40% 120	33.80% 220	38.60% 251	9.20% 60	100.00% 651
1994-95	21.20% 140	33.70% 222	37.80% 249	7.30% 48	100.00% 659
1993-94	22.00% 146	33.80% 224	37.30% 247	6.90% 46	100.00% 662
1992-93	23.80% 156	30.60% 200	37.90% 248	7.70% 50	100.00% 654
1991-92	22.78% 148	30.40% 198	38.51% 250	8.31% 54	100.00% 650

Teaching Staff Average Classroom Experience (years)

School Year	Average Experience
2001-02	13.95
2000-01	13.95
1999-00	13.99
1998-99	14.26
1997-98	15.11
1996-97	15.18
1995-96	14.90
1994-95	14.46
1993-94	14.44
1992-93	14.03
1991-92	13.65

Source: School District Records

**Hamilton City School District**  
**Schedule of Insurance Policies in Force (Unaudited)**

Company	Policy		Details of Coverage	Liability Limits
	Beginning	Ending		
Cincinnati Insurance	10/21/2001	10/21/2002	Boiler and Machinery	\$11,000,000
Ohio Casualty	12/17/2001	12/17/2002	Public School Employee Bond	5,000
Ohio Casualty	6/15/2002	6/15/2003	Public Official Bond - Superintendent	20,000
Ohio Casualty	1/15/2002	1/15/2003	Public Official Bond - Board President	20,000
Ohio Casualty	1/15/2000	1/15/2004	Public Official Bond - Treasurer	50,000
Ohio Casualty	1/15/2002	1/15/2003	Public Official Bond - Business Manager	25,000
Nationwide Mutual	9/23/2001	9/23/2002	Buses Transporting Students and Auto, Truck, Lawn Mower, Equipment	2,000,000 Liability 100,000/300,000 Bodily Injury 100,000/300,000 Uninsured Motorist 100,000 Property Damage 3,000 Medical payments
Nationwide Mutual	10/21/2001	10/21/2002	Buildings and Contents	137,170,382
Ohio Casualty	8/27/2001	8/27/2002	Mobile Instruction Unit & Video Van Unit Contents	40,106
Ohio Casualty	9/3/2001	9/3/2002	Burglary and Robbery	1,000 Elementary/Jr. High
Ohio Casualty	9/21/2001	9/21/2002	Mobile Instruction Units, Video Van Unit, & Band Equipment Van Liability	500,000 Liability 500,000 Uninsured Motorist 5,000 Medical payments
Ohio Casualty	9/18/2001	9/18/2002	Radio and TV Tower Floater	14,050
Ohio Casualty	10/1/2001	10/1/2002	Musical Instrument Floater	93,849
Nationwide Mutual	8/1/2001	8/1/2002	School District Liability	1,000,000 each occurrence 5,000,000 aggregate

Source: School District records.

Hamilton City School District  
Board Owned Property  
June 30, 2002

					Year	Capacity /	
<i>Instructional Sites:</i>					<u>Constructed</u>	<u>Square Ft.</u>	<u>Acreage</u>
<i>Elementary Schools</i>							
Adams	South "F" Street at Ridgewood Ave.	Hamilton	Ohio	45013	1953	53,602	6.60
Buchanan	263 Hancock Avenue	Hamilton	Ohio	45011	1929	36,849	4.50
Cleveland	900 Brookwood Avenue	Hamilton	Ohio	45013	1959	38,565	9.50
Fillmore	1125 Main Street	Hamilton	Ohio	45013	1929	49,832	9.40
Grant	Campbell Drive at Greenwood Ave.	Hamilton	Ohio	45011	1954	20,861	6.20
Harrison	250 Knightsbridge Drive	Hamilton	Ohio	45011	1952	53,944	5.50
Hayes	901 Hoadley Avenue	Hamilton	Ohio	45015	1958	27,866	30.00
Jefferson	526 South Eighth Street	Hamilton	Ohio	45011	1951	63,918	2.70
Lincoln	701 North "E" Street	Hamilton	Ohio	45013	1909	65,567	3.60
Madison	250 North Ninth Street	Hamilton	Ohio	45011	1955	44,729	1.00
McKinley	991 Westview Avenue	Hamilton	Ohio	45013	1957	14,944	5.70
Monroe	537 Carriage Hill Lane	Hamilton	Ohio	45013	1959	23,976	8.50
Pierce	2890 Freeman Avenue	Hamilton	Ohio	45015	1929	50,853	4.70
Van Buren	2311 Lincoln Avenue	Hamilton	Ohio	45011	1955	39,617	11.70
<i>Junior High</i>							
Garfield (6)	250 North Fair Avenue	Hamilton	Ohio	45011	1959	126,844	34.00
Washington	5000 Madison Avenue	Hamilton	Ohio	45015	1955	83,777	(2)
Wilson	714 Eaton Avenue	Hamilton	Ohio	45013	1934	98,649	26.80
<i>Senior High</i>							
Hamilton High	1165 Eaton Avenue	Hamilton	Ohio	45013	1959	139,469	33.90
Job Development Center (1)	1111 Eaton Avenue	Hamilton	Ohio	45013	1985	62,126	(3)
HOPE Alternative School	729 Campbell Avenue	Hamilton	Ohio	45011			
<i>Administrative and Service Sites</i>							
<i>Administration and Training Center</i>							
Building	533 Dayton Street/P.O. Box 627	Hamilton	Ohio	45012	1923	20,680	1.00
<i>Old Administration</i>							
Building	332 Dayton Street	Hamilton	Ohio	45011	1889	12,250	0.00
Food Service	501 Central Avenue	Hamilton	Ohio	45011		7,506	0.00
<i>Jefferson Annex</i>							
Office Bldg.	541 South Ninth Street	Hamilton	Ohio	45011	1904	18,261	(4)
<i>Maintenance</i>							
Department	1316 Chestnut Street	Hamilton	Ohio	45011	1950	14,514	10.00
<i>Transportation</i>							
Department	1315 Chestnut Street	Hamilton	Ohio	45011	1950	14,436	(5)
<i>Other Sites</i>							
(7)	Freshman School Site	2260 NW Washington Blvd.	Hamilton	Ohio	45013	2003	30.00
	Mark Avenue	currently being used as a soccer field					8.26
	Smalley Blvd.	undeveloped					9.13
	Timberhill Dr.	undeveloped					11.00

Source: School District Records

- (1) The Job Development Center is leased from Miami University, Oxford, Ohio.
- (2) Washington Jr. High and Hayes Elementary share a common site.
- (3) Hamilton High School and the Job Development Center share a common site (which is owned by the District).
- (4) Jefferson Elementary School and the Jefferson Annex Office Bldg. share a common site.
- (5) The Maintenance and Transportation Departments share a common site.
- (6) The Garfield Junior High site is leased from Butler County.
- (7) Freshman School is set to open September 2004.

**Hamilton City School District  
Directory of Educational Services**

*Instructional Sites:*

*Elementary Schools*

Adams	Principal	Mrs. Pamela Rowe	(513) 887-5065
Buchanan	Principal	Mr. Tim Carr	(513) 887-5070
Cleveland	Principal	Mrs. Kelly Spivey	(513) 887-5075
Fillmore	Principal	Mr. Rex Bucheit	(513) 887-5085
Grant	Principal	Mr. Tim Carr	(513) 887-5100
Harrison	Principal	Ms. Susan Schnell	(513) 887-5105
Hayes	Principal	Mrs. Pat Gay	(513) 887-5110
Jefferson	Principal	Mrs. Mary Jacobs	(513) 887-5120
Lincoln	Principal	Mr. William Brunner	(513) 887-5130
Madison	Principal	Mrs. Deborah Alf	(513) 887-5140
McKinley	Principal	Mrs. Kathy Wagonfield	(513) 887-5155
Monroe	Principal	Mrs. Kathy Wagonfield	(513) 887-5150
Pierce	Principal	Mrs. Sandra Rand	(513) 887-5160
Van Buren	Principal	Ms. Kelly Wilham	(513) 887-5165

*Junior High*

Garfield	Principal	Mr. Dennis Malone	(513) 887-5035
Washington	Principal	Mr. Donald St. John	(513) 887-5090
Wilson	Principal	Mr. Greg Rulon	(513) 887-5170

*Senior High*

Hamilton High	Principal	Mr. Tracey Miller	(513) 868-7700
Job Development Center	Director	Mr. Herb Dietz	(513) 868-7700

*Administrative and Service Sites*

Switchboard			(513) 887-5000
Fax Machine			(513) 887-5014
Superintendent		Mrs. Janet Baker	(513) 887-5000
Treasurer		Mr. Robert A. Hancock, CPA	(513) 887-5000
Assistant Superintendent for Human Resources		Mr. Thomas Alf	(513) 887-5000
Administrative Assistant for Business and Planning and State and Federal Programs		Dr. Everett Mann	(513) 887-5000
Director of Planning and Construction		Mr. Jim Boerke	(513) 887-5055
Director of Pupil Personnel		Mrs. Kathleen Donoff	(513) 887-5000
Coordinator of Instruction Media Center		Mr. Clair Brustkern	(513) 887-5045
Director of Adult and Vocational Education		Mr. Herb Dietz	(513) 887-4840
Director of Food Service		Mrs. Linda Vaupel	(513) 887-5030
Director of Health Services		Mrs. Sharon Francis	(513) 887-5000
Director of Maintenance		Mr. Jerry Dolph	(513) 887-5055
Director of Custodial Services		Mr. Mike Burns	(513) 887-5055
Director of Student Services		Mrs. Judy Carnes	(513) 887-4828
Director of Transportation		Mrs. Beverly Martin	(513) 887-5060
Assistant Superintendent - Instructional Services		Mrs. Barbara Fuerbacher	(513) 887-5000
Director of Continuous Improvement		Mrs. Kathy Leist	(513) 887-5000
Supervisor of Fine Arts		Mr. Lauren Sprague	(513) 887-4506
Adult Basic Education		Mrs. Kathy Petrek	(513) 887-5021
Title I Program		Mrs. Joan Avery	(513) 887-5022

Source: School District Records

**Hamilton City School District  
Miscellaneous Demographic Information  
June 30, 2002**

***Hamilton! Facts***

Area	19.9 square miles	Police Protection	1 Station 118 Uniformed Police Officers
Government	Charter, City-Manager form Council consists of 7 member	Churches	More than 130 places of worship
Population	60,690 (2000 census)	Radio Stations	4 local stations
Climate	Mean annual temperature 53.7 F Average annual precipitation 40.96 inches Prevailing winds - South-Southwesterly	Newspapers	Journal News (local) Cincinnati Enquirer (regional) Cincinnati Post (regional)
Hospitals	Fort Hamilton Hughes	Utilities	Telephone - Cincinnati Bell Electric - City owned Gas - City owned Water/Sewer - City owned
Fire Protection	Class III 104 person force	Banks	7 full service banks and savings and loan associations and 20 branches
Aviation	The Hamilton-Fairfield Regional Airport is an all-weather facility with a 5,500 ft. paved and lighted runway.		

***Elected Representatives:***

**Hamilton City Council Members**

Monument and High Streets Hamilton, Ohio 45011  
Telephone: (513) 868-5800

Mr. Don Ryan, Mayor

Mr. James Noonan, Vice-Mayor

Mr. Dick Holzberger, Council Member

Mr. Chris Flaig, Council Member

Mr. George McNally, Council Member

Mrs. Kathy Becker, Council Member

Mr. Ed Shelton, Council Member

**Ohio State Board of Education**

Mr. Carl Wick

**Ohio State Senate**

Mr. Scott Nein

**Ohio House of Representatives**

Mr. Greg V. Jolivette

**United States Senate**

Mr. Michael DeWine

Mr. George Voinovich

**United States House of Representatives**

Mr. John Boehner

**This Page Intentionally Left Blank**





523 Dayton Street, P.O. Box 627, Hamilton, Ohio 45012  
(513) 887-5000

---

*Hamilton City Schools offer Equal Educational and Employment Opportunities  
without regard to race, color, national origin, age, sex or handicap.*





**Auditor of State  
Betty Montgomery**

88 East Broad Street  
P.O. Box 1140  
Columbus, Ohio 43216-1140

Telephone 614-466-4514  
800-282-0370

Facsimile 614-466-4490

**HAMILTON CITY SCHOOL DISTRICT**

**BUTLER COUNTY**

**CLERK'S CERTIFICATION**

**This is a true and correct copy of the report which is required to be filed in the Office of the Auditor of State pursuant to Section 117.26, Revised Code, and which is filed in Columbus, Ohio.**

*Susan Babbitt*

**CLERK OF THE BUREAU**

**CERTIFIED  
MARCH 27, 2003**