


# ***THE CITY OF REYNOLDSBURG, OHIO***

FAIRFIELD, FRANKLIN AND LICKING COUNTIES



COMPREHENSIVE ANNUAL FINANCIAL REPORT

FOR THE YEAR ENDED  
DECEMBER 31, 2000





**STATE OF OHIO**  
**OFFICE OF THE AUDITOR**  

---

**JIM PETRO, AUDITOR OF STATE**

88 East Broad Street  
P.O. Box 1140  
Columbus, Ohio 43216-1140  
Telephone 614-466-4514  
800-282-0370  
Facsimile 614-466-4490  
[www.auditor.state.oh.us](http://www.auditor.state.oh.us)

Honorable Mayor and Members of City Council  
City of Reynoldsburg  
Reynoldsburg, Ohio 43068

We have reviewed the independent auditor's report of the City of Reynoldsburg, Franklin County, prepared by Wolfe, Wilson & Phillips, Inc., for the audit period January 1, 2000 through December 31, 2000. Based upon this review, we have accepted these reports in lieu of the audit required by Section 117.11, Revised Code. The Auditor of State did not audit the accompanying financial statements and, accordingly, we are unable to express, and do not express an opinion on them.

Our review was made in reference to the applicable sections of legislative criteria, as reflected by the Ohio Constitution, and the Revised Code, policies, procedures and guidelines of the Auditor of State, regulations and grant requirements. The City of Reynoldsburg is responsible for compliance with these laws and regulations.

**JIM PETRO**  
Auditor of State

June 25, 2001

**This Page is Intentionally Left Blank.**

***THE CITY OF REYNOLDSBURG, OHIO***

FAIRFIELD, FRANKLIN AND LICKING COUNTIES

COMPREHENSIVE ANNUAL  
FINANCIAL REPORT

FOR THE YEAR ENDED  
DECEMBER 31, 2000

*Prepared by:*  
Richard E. Harris  
City Auditor

**This Page is Intentionally Left Blank.**

# TABLE OF CONTENTS

## CITY OF REYNOLDSBURG, OHIO FAIRFIELD, FRANKLIN AND LICKING COUNTIES

---

### I

#### INTRODUCTORY SECTION

<b>A</b>	Letter of Transmittal	v
<b>B</b>	Elected Officials	xx
<b>C</b>	City Organizational Chart	xxi
<b>D</b>	Certificate of Achievement for Excellence in Financial Reporting	xxii

### II

#### FINANCIAL SECTION

<b>A</b>	INDEPENDENT AUDITORS' REPORT	1
<b>B</b>	GENERAL PURPOSE FINANCIAL STATEMENTS	
	Combined Financial Statements - Overview	
	Combined Balance Sheet All Fund Types and Account Groups	4
	Combined Statement of Revenues, Expenditures and Changes in Fund Balances All Governmental Fund Types and Expendable Trust Funds	7
	Combined Statement of Revenues, Expenditures and Changes in Fund Balances Budget and Actual (Non-GAAP Budgetary Basis) All Governmental Fund Types	8
	Combined Statement of Revenues, Expenses and Changes in Retained Earnings All Proprietary Fund Types	11
	Combined Statement of Cash Flows All Proprietary Fund Types	12
	Notes to the General Purpose Financial Statements	14

<b>C</b>	<b>COMBINING FINANCIAL STATEMENTS AND SCHEDULES</b>	
	<b>General Fund</b>	
	Detailed Schedule of Revenues, Expenditures and Changes in Fund Balance Budget and Actual (Non-GAAP Budgetary Basis)	40
	<b>Special Revenue Funds</b>	
	Combining Balance Sheet	46
	Combining Statement of Revenues, Expenditures and Changes in Fund Balance	49
	Detailed Schedule of Revenues, Expenditures and Changes in Fund Balance Budget and Actual (Non-GAAP Budgetary Basis)	
	Income Tax Fund	52
	Permissive Tax Fund	53
	Police Pension Fund	54
	Street Construction, Maintenance and Repair Fund	55
	State Highway Fund	56
	Community Oriented Policing Services (COPS) Fast Grant Fund	57
	Diversion Grant Fund	58
	Community Oriented Policing Services (COPS) In School Fund	59
	Community Oriented Policing Services (COPS) More 2000 Grant Fund	60
	Law Enforcement Fund	61
	Drug Law Enforcement Fund	62
	Safety Belt Program Fund	63
	DUI Enforcement/Education Fund	64
	Federal Forfeiture Fund	65
	<b>Debt Service Funds</b>	
	Combining Balance Sheet	67
	Combining Statement of Revenues, Expenditures and Changes in Fund Balance	68
	Detailed Schedule of Revenues, Expenditures and Changes in Fund Balance Budget and Actual (Non-GAAP Budgetary Basis)	
	General Debt Retirement Fund	69
	Taylor Square Tax Debt Retirement Fund	70



**Capital Projects Funds**

Combining Balance Sheet	72
Combining Statement of Revenues, Expenditures and Changes in Fund Balance	73
Detailed Schedule of Revenues, Expenditures and Changes in Fund Balance Budget and Actual (Non-GAAP Budgetary Basis)	
Capital Improvement Fund	74
Sidewalk Construction Fund	75
Taylor Square Tax Increment Equivalent (TIE) Fund	76

**Enterprise Funds**

Combining Balance Sheet	78
Combining Statement of Revenues, Expenses and Changes in Retained Earnings	79
Combining Statement of Cash Flows	80

**Fiduciary Funds**

Combining Balance Sheet	84
Combining Statement of Revenues, Expenditures and Changes in Fund Balances - Expendable Trust Funds	86
Combining Statement of Changes in Assets and Liabilities - Agency Funds	87

**General Fixed Asset Account Group**

Schedule of General Fixed Assets by Source	90
Schedule of General Fixed Assets by Category	91
Schedule of Changes in General Fixed Assets by Function and Activity	92

**III****Statistical Section**

General Governmental Expenditures by Function - Last Ten Years	93
General Governmental Revenues By Source - Last Ten Years	94
Property Tax Levies and Collections - Last Ten Years	95
Assessed Valuations and Estimated True Values of Taxable Property - Last Ten Years	
Franklin County	96
Licking County	97
Fairfield County	98
Totals - All Three Counties	99
Property Tax Rates - All Direct and Overlapping Governments - Last Ten Years	100
Special Assessment Billings and Collections - Last Ten Years	101
Computation of Legal Debt Margin	102
Ratio of Net General Obligation Bonded Debt to Assessed Value and Net General Obligation Bonded Debt Per Capita - Last Ten Years	103
Ratio of Annual Debt Service Expenditures for General Obligation Bonded Debt to Total General Governmental Expenditures - Last Ten Years	104
Computation of All Direct and Overlapping Government Debt	105
Demographic Statistics - Last Ten Years	106
Property Value and Construction Permits - Last Ten Years	107
Principal Taxpayers (Personal Property Tax)	108
Principal Taxpayers (Real Property Tax)	109
Principal Taxpayers (Income Tax)	110
Miscellaneous Statistics	111

**IV****OTHER INFORMATION**

Independent Auditors' Report on Compliance and on Internal Controls over Financial Reporting Based on an Audit of Financial Statements Performed in Accordance with Government Auditing Standards	112
Schedule of Findings and Questioned Costs	113



# City of **REYNOLDSBURG, Ohio**

**7232 East Main Street**

Reynoldsburg, Ohio 43068

Phone (614) 866-9217

Fax (614) 866-9692

---

June 4, 2001

Honorable Citizens of Reynoldsburg  
and Members of City Council  
Reynoldsburg, Ohio:

I am pleased to present the Comprehensive Annual Financial Report for the City of Reynoldsburg for the fiscal year ended December 31, 2000. This report has been prepared in conformity with generally accepted accounting principles (GAAP) and guidelines recommended by the Government Finance Officers Association of the United States and Canada (GFOA).

## **INTRODUCTION**

While there is no legal requirement for the preparation of this report, it represents a commitment by the City of Reynoldsburg (the "City") to conform to nationally recognized standards of excellence in financial reporting. Responsibility for both the accuracy of the presented data and the completeness and fairness of the presentation, including all disclosures, rests with the City. To the best of my knowledge and belief, the enclosed data, as presented, is accurate in all material respects, is presented in a manner designed to fairly set forth the financial position and results of operations of the City and includes all disclosures necessary to enable the reader to gain an understanding of the City's financial activity.

### **The Report**

The Comprehensive Annual Financial Report (CAFR) is designed to assist and guide the reader in understanding its contents. The report is comprised of the following three major sections:

1. *The Introductory Section* includes this letter of transmittal which presents the City's organization, operational structure and accomplishments; an organizational chart; and a list of elected officials.
2. *The Financial Section* contains the City's general purpose financial statements and explanatory notes thereto; the combining and individual fund and account group financial statements and schedules; and the Independent Auditors' Report.
3. *The Statistical Section* presents social, economic and historical data in a multi-year format useful in identifying financial trends and data relative to the fiscal capacity of the City.

## **The Reporting Entity**

The accompanying general purpose financial statements comply with the provisions of Governmental Accounting Standards Board (the "GASB") Statement No. 14, *"The Financial Reporting Entity,"* in that the financial statements include all the organizations, activities, functions and component units for which the City (the reporting entity) is financially accountable. Financial accountability is defined as the appointment of a voting majority of the component unit's board and either (1) the City's ability to impose its will over the component unit, or (2) the possibility that the component unit will provide financial benefit to or impose a financial burden on the City.

Based on the foregoing, the reporting entity of the City has no component units but includes the following services as authorized by its Charter: police protection, parks and recreation, planning, zoning, street maintenance and other governmental services. Additionally, the City owns the water distribution system, the wastewater collection system and the stormwater collection system, each of which is reported as an enterprise fund. Treatment services for both water and wastewater are provided by the City of Columbus on a contractual basis. The City also reports the solid waste collection and disposal operations as an enterprise fund.

## **Historical Information**

The origin of Reynoldsburg can be traced to 1801 when Thomas Jefferson signed an Act of Congress granting land to Lt. Colonel Bradford to be appropriated for refugees from Canada. The first settler was Thomas Palmer, who came from Massachusetts in 1803. The village of Frenchtown was platted in 1831 on land owned by John D. French. The name was changed in 1839 to Reynoldsburg in honor of John C. Reynolds, the Postmaster and a representative in the Ohio General Assembly. The village was incorporated in 1839 and granted city status in 1960.

Reynoldsburg is noted as "the birthplace of the tomato" because of its famous resident horticulturist Alexander W. Livingston (1821-1898), internationally known for his development of the "Paragon" tomato.

## **Location**

Reynoldsburg is located ten miles east of downtown Columbus and comprises the eastern edge of the Columbus metropolitan area. It was the first Franklin County city to expand into two other counties: Licking County to the east and Fairfield County to the south. Encompassing approximately twelve square miles, the City lies near the geographic center of the state and is easily accessible from all areas in Ohio. The City is seven miles from Port Columbus International Airport and offers immediate accessibility to interstate highways I-70 and I-270 via three major interchanges. Reynoldsburg is situated 833 feet above sea level and experiences mean temperatures of 71.97 degrees during the summer and 29.8 degrees during the winter.

## **Form of Government**

The City operates under the Charter first adopted by the voters in 1979 and amended by the voters in 1982, 1987, 1992, 1995 and 1997, which provides for a Mayor-Council form of government. The laws of the State of Ohio prevail when conflicts exist between the Charter and the State Constitution and in matters where the Charter is silent. Legislative authority is vested in a seven member Council of whom

three members are elected at-large and four are elected from wards. The presiding officer is the President of Council who is elected at-large. All members are elected to four year terms. The City's chief executive and administrative officer is the Mayor who is elected to that full-time office for a four year term. The Mayor appoints all employees except those of City Council, the City Auditor's office and the City Attorney's office. The City's chief fiscal officer is the City Auditor, who is elected to that full-time office for a four year term. The City's legal officer is the City Attorney, who is elected to that full-time office for a four year term.

### **Bases of Accounting**

Except for that used for budgetary purposes, the bases of accounting used by the City are in conformity with generally accepted accounting principles (GAAP) as applicable to governmental units and are consistent with GASB Codified Section 1600, *Basis of Accounting*.

All governmental and expendable trust funds are accounted for by using a current financial resources (current assets and current liabilities) measurement focus. The modified accrual basis of accounting is utilized for the governmental, expendable trust and agency funds. Revenues are recognized when they are susceptible to accrual, both measurable and available. Expenditures are recognized when the related liability is incurred, except for interest on long-term debt which is recorded when due.

The measurement focus for the City's proprietary funds is on the flow of total economic resources (all assets and all liabilities). The accrual basis of accounting is utilized which recognizes revenues when earned and expenses when incurred.

The City's basis of accounting for budgetary purposes differs from generally accepted accounting principles in that revenues are recognized when received, rather than when susceptible to accrual (measurable and available), and encumbrances are recorded as expenditures rather than as reservations of fund balances. A reconciliation of the results of these two methods appears in Note 1. During 2000, all accounting policies were applied consistently with those of 1999. Accounting policies are further explained in Note 1.

### **ECONOMIC OUTLOOK**

Reynoldsburg is essentially a community of service related jobs primarily supporting local and nearby product and service demands. The business community consists of restaurants, food stores, personal services, banks, service stations, financial institutions, insurance, health services, auto repair, real estate, clothing stores, department stores and other miscellaneous retail establishments.

The largest employer in the City is The Limited, Inc., consisting of office, shipping, and distribution facilities on a 360 acre site. The Limited, Inc. is comprised of a variety of specialty shops. Abercrombie & Fitch and three of the Limited's subsidiary corporations occupy the Limited Distribution warehouse/facilities at the Reynoldsburg site, including, Lane Bryant, Inc., Victoria's Secret Stores, Inc., and its Bath and Bodyworks Division. The national retail clothing company has contributed an average of \$2,105,343 dollars a year in income tax receipts since 1991. Other large employers located in the City include Reynoldsburg City School District, the State of Ohio Department of Administrative Services, Wal-Mart, Dynalab Inc., the Kroger Company and Home Depot.

The City established the Department of Development in late 1997 to provide business and industry with a point of contact within local government. The department is responsible for business attraction, retention, zoning and planning. The department has been responsible for the following projects in 2000:

<u>Project</u>	<u>Jobs</u>	<u>Estimated Payroll</u>	<u>Construction Costs</u>
Speedway	15 retained	\$350,000	\$2,300,000
Rite Rug Plaza	35 new	850,000	1,600,000
Muller Tire	40+ new	900,000	1,800,000
Country Inn Suites*	15 new	400,000	3,000,000
Fairfield Inn*	15 new	400,000	3,000,000
TGI Fridays*	70 new	500,000	1,750,000

\*Out parcels Taylor Square

The 125,000 square foot second phase of retail space at Taylor Square is under construction. We expect phase 2 to be fully occupied by the end of 2001. Sam's Club will construct a 130,000 sq. ft. store at Taylor Square and is expected to be operational by late 2001. The new space at Taylor Square is expected to provide estimated new employment opportunities for 450.

The housing market continues to be strong with several major homebuilders in the area and several high-end condominium projects being reviewed.

City Council recently adopted a set of design guidelines and standards for Main Street and Brice Road. We expect to begin a streetscape project on Main Street in 2001. The elements of the project are designed to stimulate and protect investment.

### **Unemployment Rates**

The great diversity of job opportunities in the Central Ohio area has helped the unemployment rate remain consistently lower than state and national averages. It has been estimated that 80% of Reynoldsburg residents work in Columbus and the surrounding area. Therefore, the City's rate of unemployment is influenced to a great extent by that of the metropolitan area. During 2000 when the state experienced an unemployment rate of 4.0% and the nation an unemployment rate of 4.0%, Reynoldsburg experienced an estimated average unemployment percentage of 2.5%.

### **Municipal Services**

#### Parks and Recreation Services

Reynoldsburg maintains a 285 acre park system with centrally located John F. Kennedy Park providing the focus of recreational activities. This facility has been named an "Outstanding Facility" by the Ohio Parks and Recreation Association. The Livingston House Museum and Park earned certification by the State of Ohio as a property of historical significance and is included in the "National Registry of Historic Places." In addition to City parks, Reynoldsburg is fortunate to encompass Blacklick Woods, the most developed metropolitan park in Central Ohio. This 632 acre facility includes an 18-hole championship golf course, an 18-hole executive golf course, five miles of marked nature trails and other areas, including playgrounds, picnic facilities and nature preserves. The Recreation Department sponsors activities for over 3,020 children, including baseball, basketball, soccer, softball, tennis and golf. Approximately 1,500 adults participate in programs which include both indoor and outdoor team sports. Over 2,200 senior citizens participate in activities developed around a modern, functional Senior Center.

### Police Services

As of December 31, 2000, the authorized strength of the Reynoldsburg police force included 39 patrol officers and detectives, eight sergeants, two lieutenants and the chief. This force is supported by 16 civilian personnel for a total full-time force of 66. Eleven reserve personnel also assist the department. The police force has 14 patrol cars, twelve detective and undercover vehicles, an animal control vehicle, two vans and two motorcycles at its disposal. The force is responsible for protecting approximately 100 miles of roadway covering a 12 square mile area. Because of its full service status, the Police force is entirely self-sufficient providing 24-hour protection. However, in an unusually demanding situation, the department can call upon other local law enforcement agencies for assistance. This is assured through a mutual aid contract entered into by 20 mid-Ohio police departments. The police department was awarded accredited status from the Commission on Law Enforcement in November 1993. Reynoldsburg is one of less than 6% of the 15,973 agencies nationwide which have received accredited status.

### Fire Services

The City of Reynoldsburg is served by 3 Fire Departments, Truro Township, Violet Township, and West Licking. These Departments operate under a Mutual Aid Contract with Columbus, Whitehall, and other Townships.

The three Fire Departments maintain a minimum of a Class 4 fire insurance rating.

### Water and Wastewater Services

Water is treated by the City of Columbus and purchased by the City of Reynoldsburg for delivery through a distribution system owned and maintained by the City of Reynoldsburg. Wastewater collection is handled through the City's sanitary sewer system which the City owns and maintains. Wastewater treatment is provided by the City of Columbus on a contractual basis. Approximately one billion gallons of water were purchased during the year from the City of Columbus.

## **MAJOR INITIATIVES**

### **Capital Improvements**

There were five major capital improvement projects in progress or completed in 2000:

- 2000 Street Improvement Program  
This is a continuing program to repair defective pavement, curbs and gutters in Reynoldsburg. In 2000 a contract for \$879,299 was awarded to Shelly & Sands for street work.
- Cobblestone Run and Windsor Forest Sanitary Sewers  
Installation of sanitary sewer lines and laterals to 108 properties was completed in 2000. This project cost just over \$1 million with funding of 89% coming from the Ohio Public Works Commission in the form of a low interest loan.

- **Huber Park Renovation**  
In the year 2000, the City renovated the park area. Included in this were new baseball fields with backstops. The total cost was \$433,000 of which \$164,000 was received from State grants.
  
- **Public Safety Building**  
The year 2000 marked the beginning of construction for the new Reynoldsburg Public Safety Building. The new facility has been designed with enough space to accommodate up to 100 police department employees. This will allow for continued future growth of the police department as the population of the City grows.
  
- **Taylor Square**  
Construction continued in 2000 on the Taylor Square development. Taylor Square is a 208 acre multi-purpose development located in the southeastern portion of the City. The project will include residential, retail, hotels, and office development.

**Employee Relations**

The full-time employee profile, excluding the Police Department, is as follows:

Elected Officials	11
Classified Employees	44
Non-Classified Employees	<u>16</u>
Total	71

The police department profile is as follows:

Sworn Officers.	50
Dispatchers.	7
Others	<u>9</u>
Total	66

A collective bargaining agreement between the City of Reynoldsburg and the Fraternal Order of Police, Capital City Lodge #9, which represents 47 sworn officers, is effective January 1, 1998 through December 31, 2000. The contract to be effective January 1, 2001 through December 31, 2003 has yet to be finalized. The prior contract is governing the 47 sworn officers until a new agreement is reached. The contract between the City and the Fraternal Order of Police, Ohio Labor Council, which represents the seven dispatchers, is effective January 1, 2001 through December 31, 2003. All other employees are governed by legislative action of City Council.

**FINANCIAL INFORMATION**

**Internal Control, Budgetary Control and the Accounting System**

Development of the City's accounting system included substantial consideration of the adequacy of the internal accounting controls. Internal accounting controls are designed to provide reasonable but not absolute assurance of the following:

1. The City's assets are protected against loss and unauthorized use or disposition.



2. Reliable financial reports for preparing financial statements and providing accountability for assets are maintained.

The concept of reasonable assurance states that internal controls should be evaluated applying the following criteria:

1. The expense associated with providing the internal controls should not exceed the benefits likely to be derived from their implementation.
2. The evaluation of the offsetting costs and benefits involves estimates and judgment by the City administration and the Auditor's Office.

All internal control evaluations occur within this framework. It is the belief of the administrative and financial management personnel that the City's financial controls adequately safeguard existing assets and provide reasonable assurance of the proper recording of financial transactions.

The Auditor's Office is responsible for the auditing and analysis of all purchase orders of the City. Personnel of the Auditor's Office carefully review purchase orders to ensure the availability of monies in the proper funds and accounts prior to the certification and subsequent payment of approved invoices. The City utilizes a fully automated accounting system as well as an automated system of controls for fixed asset accounting and payroll. These systems, coupled with the review and examination performed by the City Auditor's Office, ensure that the financial information generated is both accurate and reliable.

Budgetary control is maintained at the object level for each department within each fund via legislation approved by City Council. The various objects are:

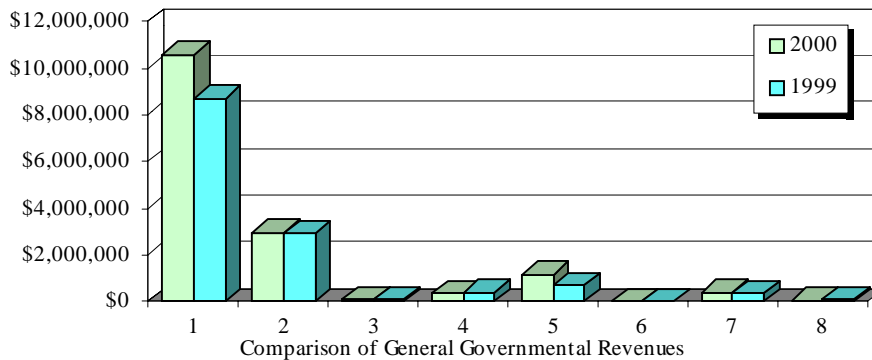
- Personal services
- Contractual Services
- Other Expenditures
- Transfers
- Materials and Supplies
- Capital Outlay
- Debt Service:  
Principal  
Interest

Lower levels within each object are accounted for and reported internally. Such lower levels are referred to as line items of expenditure. Estimated amounts must be encumbered prior to final approval of purchase orders or other contracts to vendors. Encumbrances in excess of the available object level appropriations are not approved unless additional appropriations are authorized. Unencumbered appropriations return (lapse) to the unappropriated balances in the individual funds at the end of each fiscal year, which coincides with the calendar year.

## General Governmental Functions

The following schedule presents a summary of general governmental (including general, special revenue, and debt service funds), revenues for the year ended December 31, 2000, and the amount and percentage of increases and decreases relative to the prior year's revenue.

Revenue Source	Total 2000 Revenues	Percent of Total	Total 1999 Revenues	Increase (Decrease) over 1999	Percent of Change
1 Taxes	\$10,576,632	67.68%	\$8,723,571	\$1,853,061	21.24%
2 Intergovernmental Revent	2,970,816	19.01%	2,927,364	43,452	1.48%
3 Charges for Services	110,058	0.70%	91,961	18,097	19.68%
4 Licenses and Permits	358,321	2.29%	403,190	(44,869)	(11.13%)
5 Investment Earnings	1,136,703	7.27%	693,899	442,804	63.81%
6 Special Assessments	11,921	0.08%	11,906	15	0.13%
7 Fines and Forfeitures	386,692	2.47%	354,411	32,281	9.11%
8 All Other Revenue	77,709	0.50%	90,382	(12,673)	(14.02%)
<b>Total</b>	<b>\$15,628,852</b>	<b>100.00%</b>	<b>\$13,296,684</b>	<b>\$2,332,168</b>	

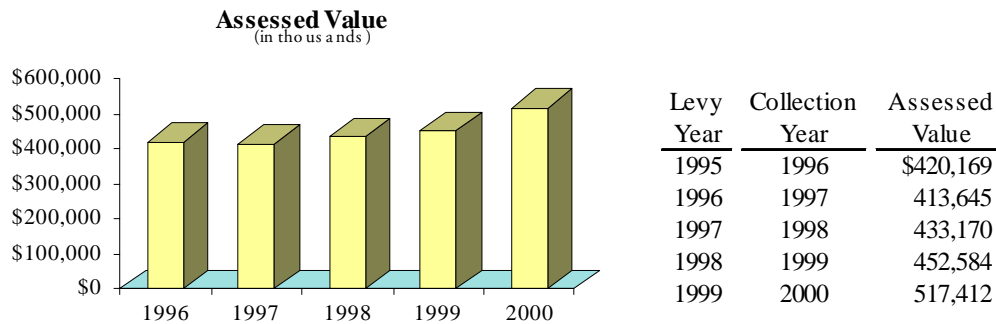


## Revenue Narrative

The City's income tax continues to be its primary source of revenue. Income tax revenue increased in 2000 by over 20 percent due to the continued growth of the City and the opening of Wal-Mart and various other establishments in the Taylor Square Development. The tax applies to all wages, salaries, commissions and other compensation paid by employers and/or the net proceeds from the operation of a business, profession or other enterprise activity. The initial tax rate of 1.0% collected in 1969 was increased to its current 1.5% in 1982. Income tax rates of cities within the State of Ohio are limited to a maximum of 1% unless specifically approved by a majority of the resident voters of the city.

Property taxes are levied and collected at the county level. Reynoldsburg lies within Franklin, Licking and Fairfield Counties. After collection, the county distributes portions of the taxes collected to the various political subdivisions within its geographic boundaries. The property tax rate for the City is .76 mills, which represents \$.76 per \$1,000 of taxable valuation. The tax rate is applied to the assessed value of the property located within the City. Assessed value is approximately 35% of appraised value. Increases in the property tax rate can only occur with the approval of the City's voters. Revenues from property taxes are used for general fund operations, for partial funding of police pension costs, and for debt service associated with the construction of the police building.

Total assessed values in the City over the past five years are shown below:



The general governmental investment earnings of \$1,136,703 was an increase of \$442,804 for the City in 2000. This increase is due to significantly higher interest rates coupled with an increase of funds available for investment. The City's investment policies are discussed later in more detail under the topic of "Cash Management."

Intergovernmental revenues consist primarily of state income, sales, corporate franchise and public utility taxes collected by the State of Ohio and redistributed to other political subdivisions from the local government fund and local government revenue assistance fund. The state also provides a reimbursement for real and personal property tax reductions, gasoline tax, state-levied motor vehicle license tax, inheritance tax and permissive motor vehicle license tax. These revenues have remained steady from 1999 to 2000.

The increase in charges for services in the amount of \$18,097 is largely due to an increased amount of spring and fall programs that are being offered to the residents of Reynoldsburg.

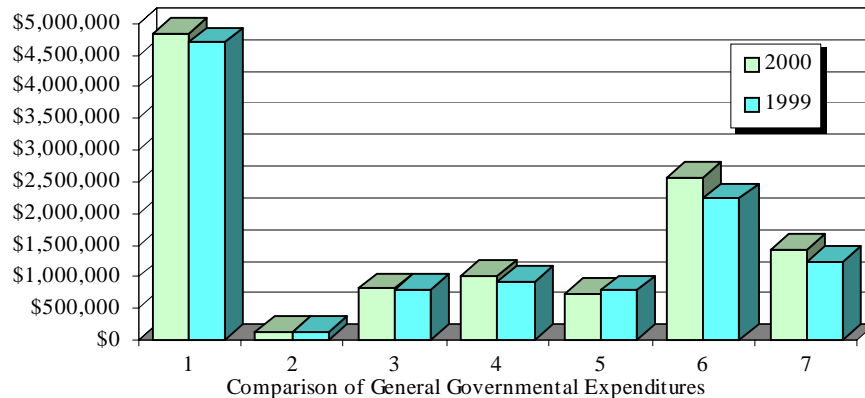
Revenues generated from licenses and permits have decreased in 2000 due to the overall decrease in residential and commercial construction at Taylor Square.

Fines and forfeitures result from various forfeitures and fines imposed by the Mayor's Court. This revenue source increased in 2000 due to an increase in the Mayor's Court caseload.

### Expenditure Narrative

Expenditures for general governmental purposes (as defined previously) totaled \$11,516,367, an increase of \$726,943 over 1999. Expenditures for the major functions of the City, increases/(decreases) over 1999 and percentages of the total are shown in the following table:

Expenditures	Total 2000 Expenditures	Percent of Total	Total 1999 Expenditures	Increase (Decrease) over 1999	Percent of Change
1 Security of Persons and Property	\$4,833,788	41.97%	\$4,693,960	\$139,828	2.98%
2 Public Health and Welfare	141,032	1.22%	126,324	14,708	11.64%
3 Leisure Time Activities	811,806	7.05%	789,794	22,012	2.79%
4 Community Environment	1,005,299	8.73%	918,188	87,111	9.49%
5 Transportation	732,232	6.36%	782,729	(50,497)	(6.45%)
6 General Government	2,561,455	22.24%	2,232,396	329,059	14.74%
7 Debt Service	1,430,755	12.43%	1,246,033	184,722	14.82%
Total	<u>\$11,516,367</u>	<u>100.00%</u>	<u>\$10,789,424</u>	<u>\$726,943</u>	



Higher assessments from Franklin County for Health Services and a renewed contribution of \$8,000 to the Lifecare Alliance which was not made in 1999 resulted in the increase of public health and welfare expenditures.

The increase in community environment expenditures is attributable to payments for School Safety Officers while 1999 had no such payments. A full year's salary for two full-time employees hired in 1999 in the Building Department has also contributed to the increase in the expenditures for this function.

Transportation expenditures experienced a decline mainly due to unusually high 1999 purchases for motor vehicles and machinery and equipment. Expenditures in 1999 also included engineering and street repair costs which were higher than a typical year.

The primary reason for the increase in expenditures in the general government function is attributable to the creation of a Graphical Information System for the City of Reynoldsburg. This system will be a valuable asset to the City for planning and maintaining its infrastructure of roads, water lines, sewer lines and storm water lines. Other expenditures contributing for the increase in this function are extensive streetscape planning and design costs, right of way purchase at Graham Rd./ Livingston Av. / SR256, additional legal fees for F.O.P. contract negotiations and defense from various lawsuits filed during the year.

The issuance of the Police Facilities General Obligation Bonds resulted in the increase of debt service expenditures.

## **Proprietary Operations**

### Enterprise Funds

The City's enterprise operations include the water distribution and sewer collections systems, the storm sewer collection system and solid waste disposal. The City of Columbus provides the water and wastewater treatment services. The City of Reynoldsburg bills its residents for these services and remits contractual charges to Columbus.

The enterprise funds are supported by revenues derived from user charges. The City Administration and City Council review and establish user charges on an annual basis. Construction and acquisition of capital assets utilized in the distribution and collection systems are financed by self-supporting general obligation debt.

Certain pertinent data relating to the enterprise operations of the City is indicated below:

	Total Assets	Net Income (Loss)	Return on Assets
Water	\$6,436,045	(\$433,167)	(6.73%)
Sewer	8,049,398	171,400	2.13%
Storm Water	422,931	121,581	28.75%
Solid Waste	419,885	79,318	18.89%

### Internal Service Fund

The City's internal service fund consists of the financing required to operate the Motor Vehicle Maintenance Division. The fund is supported by charges levied against other funds for goods/services provided. The cost of the mechanic's labor and automotive parts is internally billed to the user department. Any deficit remaining subsequent to these internal billings is balanced through a proportionate contribution, based upon departmental use of the services, from the general, water, sewer and street funds.

### **Fiduciary Operations**

Trust and agency funds are established to account for assets held by the City in a trustee capacity or as an agent for individuals, private organizations, other governmental units and/or other funds. The City maintains five expendable trust funds with assets totaling \$399,813. The largest trust fund is the Supervision and Inspection Fund with assets of \$350,524. This fund is used to account for fees collected from builders and developers which are used to cover the costs of inspections on major capital improvements. The funds are held in trust and dispersed as the project progresses. The City also maintains six agency funds with assets and corresponding liabilities of \$183,587. Agency funds are custodial in nature (assets equal liabilities) and do not involve measurement of results of operations.

### **Debt Administration**

The debt service funds accumulate resources for the payment of principal, interest and associated administrative costs on the City's general and special assessment long-term debt. Resources are derived from property taxes (real and personal), special assessments, income taxes and operating transfers. The City's general obligation bonds have an excellent rating. In 1999, Moody's Investors Service upgraded the City's bond credit rating to AA3. The total bonded debt of the City as of December 31, 2000 was \$24,600,000, consisting of the following:

Unvoted General Obligation Bonds	\$12,382,650
Voted General Obligation Bonds	25,000
Special Assessment Bonds with Governmental Commitment	80,000
General Obligation Bonds which are Self-Supporting	4,192,350
General Obligation Bonds supported by Payment in Lieu of Taxes (Taylor Square TIEF Fund)	7,920,000

The ratio of property tax supported general bonded debt to assessed value and the amount of bonded debt per capita are considered to be good indicators to municipal managers, citizens and investors in general governmental debt of the City's debt position.

The City's debt position as of December 31, 2000 was as follows:

Overall Legal Debt Margin	\$44,724,451
Unvoted Legal Debt Margin	17,861,847
Net General Obligation Bonded Debt Payable from Property Taxes	11,739,518
Percentage of Assessed Value	2.18%
General Bonded Debt per Capita	\$366.07

A more thorough presentation of the calculation of these figures is located in the statistical section of this report.

### **Cash Management**

Cash management is a vital component of the City of Reynoldsburg's overall financial strategy. The primary objective of the City's investment activity is the preservation of capital and the protection of invested principal. The City pools its cash for maximum investing efficiency, except for the cash held by fiscal and escrow agents and certain debt service and trust and agency funds.

Public funds are invested to achieve maximum return on the portfolio without assuming unreasonable risk. The City purchases investments only through member banks of the Federal Reserve System or broker-dealers registered with the U.S. Securities and Exchange Commission. Investments are diversified to avoid incurring unreasonable risks relating to a specific type of security or to a particular individual financial institution. Portfolio investments remain sufficiently liquid to ensure that all operating requirements are satisfied in a timely manner.

Responsibility for the collection and investment of all City funds is assigned to the City Auditor/Treasurer pursuant to Section 7.06 of the City Charter, and subject to the direction of City Council by resolution or ordinance. To assist the City Auditor/Treasurer in this responsibility, the Treasury Investment Board was created pursuant to Section 7.06 of the City Charter.

The primary objectives of the City's investment program, in order of priority, are as follows:

- preservation of capital and protection of principal
- maintenance of sufficient liquidity to meet any unanticipated needs
- maximization of return on the portfolio
- diversification into various eligible securities
- diversification into various eligible financial institutions

Once each quarter, the City Auditor/Treasurer submits a report to City Council and the Treasury Investment Board that provides a summary of investment transactions and performance results for the preceding quarter. Prior to February 1 of each year, the City Auditor/Treasurer submits a report to City Council and the Treasury Investment Board that provides a summary of investment transactions and performance results for the preceding fiscal year.

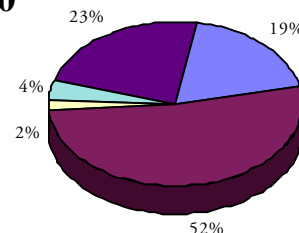
All investments are made in accordance with Section 143-05 of the Codified Ordinances of the City. The following is a summary of authorized investments:

- bonds, notes, bills issued by the United States Treasury, or any other instrument issued by the U.S. Treasury for which the full faith and credit of the United States is pledged for the payment of principal and interest, thereon.
- investment grade bonds, notes or other obligations issued by any federal governmental agency.
- certificates of deposit and time deposit accounts, either insured by the Federal Deposit Insurance Corporation, or collateralized by U.S.
- Treasury securities, in any eligible institution mentioned in Section 135.32 of the Ohio Revised Code, having an office within the territorial limits of the City - obligations of the State of Ohio, or agencies of the State, rated AA or better, or obligations of the City at a fair market rate.
- repurchase agreements entered into with qualified financial institutions, under the terms of which, the City Auditor/Treasurer purchases and the seller agrees unconditionally to repurchase any of the securities listed above.

The City's cash resources were invested at December 31, 2000 as follows:

<u>Cash Resources</u>		
1 Investments	\$4,410,188	19%
2 STAR Ohio	12,083,715	52%
3 Certificates of Deposit	529,489	2%
4 Repurchase Agreements	895,499	4%
5 Cash	5,407,925	23%
Total Resources	<u>\$23,326,816</u>	<u>100%</u>

**2000**



The City also maintained cash with fiscal agents in the amount of \$408,514.

The City earned interest of \$1,357,960 on investments for fiscal year 2000. Interest earned was allocated to the governmental funds.

At December 31, 2000, the City had deposits of \$5,937,414, \$200,000 of the deposits were covered by the Federal Depository Insurance and the balance was collateralized by pooled collateral. The Ohio Revised Code provides for the establishment of collateral pools by financial institutions designed to safeguard public deposits. The face value of the pooled collateral must equal at least 105 percent of the public funds on deposit with the financial institution. The collateral is held by the financial institution. Since the collateral is held as a pool rather than in the name of the City, the deposits protected by the pool are classified as Category 3 (see Note 4 of the financial statements). All deposits are made under contracts with local banking institutions pursuant to statute.

## **Risk Management**

The proactive approach that the administration employs in addressing its ongoing operations is reflected in the composition of the City's insurance protection package and its very favorable loss experience.

The City reduces exposure to risk through several initiatives. They include insurance coverages for vehicles, general liability, building and contents and computer insurance with the St. Paul Fire and Marine Insurance Company and the Personal Services Insurance Company, public officials and law enforcement liability coverages with National Casualty Company and boiler and machinery coverage with CNA Insurance through Buckeye Union Insurance Company.

Deductible levels have been selected so as not to expose the City to excessive "first dollars" in claims. Deductibles for property damage and coverages are:

	<u>Occurrence Limits</u>	<u>Total Limit</u>	<u>Deductible</u>
General Liability	\$1,000,000	\$2,000,000	
Public Officials Wrongful Act Liability	\$1,000,000	\$2,000,000	\$10,000/occurrence
Law Enforcement Agency Officers	\$1,000,000	\$2,000,000	\$10,000/occurrence
Employee Benefits Liability	\$1,000,000	\$3,000,000	\$1,000
Automobile Liability	\$1,000,000		\$100 Comprehensive \$250 Collision Varies per schedule
Commercial Umbrella/Excess	\$3,000,000	\$3,000,000	

## **OTHER INFORMATION**

### **Independent Audit**

The general purpose financial statements of the City of Reynoldsburg were audited by Wolfe, Wilson, and Phillips, Inc. The independent auditors' unqualified opinion has been included in this report.

### **Awards**

The Government Finance Officers Association of the United States and Canada (GFOA) awarded a Certificate of Achievement for Excellence in Financial Reporting to the City of Reynoldsburg, Ohio for its Comprehensive Annual Financial Report for the fiscal year ended December 31, 1999. This was the ninth consecutive year (1991-1999) that the City received this award.

The Certificate of Achievement is a prestigious national award recognizing conformance with the highest standards in state and local government financial reporting. To be awarded a Certificate of Achievement, a governmental unit must prepare an easily readable and efficiently organized Comprehensive Annual Financial Report with contents conforming to all program standards. The report must satisfy both generally accepted accounting principles (GAAP) and applicable legal requirements respective to the reporting entity.



A Certificate of Achievement is valid for a period of one year. The City of Reynoldsburg received its first Certificate of Achievement for the fiscal year ended December 31, 1991. I believe this current report continues to conform to the Certificate of Achievement program requirements, and I am submitting the report to the GFOA.

The publication of this Comprehensive Annual Financial Report is indicative of the City's commitment to provide significantly enhanced financial information and accountability to its citizens. In addition to the citizens of Reynoldsburg, the recipients of this report include City, state and federal officials, schools, libraries, newspapers, investment banking firms, banks and rating agencies. The report is made available to any person or organization requesting it. The extensive effort to prepare and distribute this report is indicative of the City Auditor's goal of full disclosure of the City's finances.

### **Acknowledgments**

Sincere appreciation is extended to the individuals who have contributed their time and effort in gathering data for this report, particularly the staff of the City Auditor and the offices of the Auditors of Franklin, Licking and Fairfield Counties.

Special acknowledgment is extended to the staff of Donald J. Schonhardt and Associates, Inc. for their continued guidance in the preparation of this report.

Special thanks to the members of City Council and the City Administration whose support is necessary for the City of Reynoldsburg to conform to reporting requirements established for municipal governments to maintain the sound financial position that the City has enjoyed for many years.

Finally, my sincere gratitude to the people of Reynoldsburg for allowing me to serve as their City Auditor.

Sincerely,

A handwritten signature in cursive script that reads "Richard E. Harris".

Richard E. Harris  
City Auditor

**THE CITY OF REYNOLDSBURG, OHIO  
FAIRFIELD, FRANKLIN AND LICKING COUNTY**

**ELECTED OFFICIALS  
AS OF DECEMBER 31, 2000**

<u>Office</u>	<u>Name</u>	<u>Years in Office</u>	<u>Years with the City</u>	<u>Vocation</u>	<u>Term Expires</u>
Mayor	Robert L. McPherson	13	15		12/31/03
Auditor	Richard E. Harris	1	4		12/31/01
City Attorney	William F. Underwood	21	21		12/31/03
President of Council	Bradley L. McCloud	9	9	Attorney	12/31/03
Members of Council	Lane Beougher	1	1	Architect	12/31/01
	William Hills	7	7	Attorney	12/31/01
	Ronald Lowis	7	7	Finance	12/31/01
	Sarah Cannella	5	9	Retired	12/31/03
	Eric Gilbert	4	4	Banking	12/31/03
	Mel Clemens	1	11	Retired	12/31/03
	Jim Wade	1	1	Business Owner	12/31/03



# Certificate of Achievement for Excellence in Financial Reporting

Presented to

City of Reynoldsburg,  
Ohio

For its Comprehensive Annual  
Financial Report  
for the Fiscal Year Ended  
December 31, 1999

A Certificate of Achievement for Excellence in Financial Reporting is presented by the Government Finance Officers Association of the United States and Canada to government units and public employee retirement systems whose comprehensive annual financial reports (CAFRs) achieve the highest standards in government accounting and financial reporting.



*Anne Spray Kinney*  
President

*Jeffrey L. Esser*  
Executive Director

## *FINANCIAL SECTION*

---

---

**WOLFE, WILSON, & PHILLIPS**  
**37 SOUTH SEVENTH STREET**  
**ZANESVILLE, OHIO 43701**

**INDEPENDENT AUDITORS' REPORT**

Honorable Mayor and Members of City Council  
City of Reynoldsburg  
Reynoldsburg, Ohio 43068

We have audited the accompanying general-purpose financial statements of City of Reynoldsburg as of and for the year ended December 31, 2000. These general-purpose financial statements are the responsibility of the City's management. Our responsibility is to express an opinion on these general-purpose financial statements based on our audit.

We conducted our audit in accordance with generally accepted auditing standards and the standards applicable to financial audits contained in and *Government Auditing Standards* issued by the Comptroller General of the United States. Those standards require that we plan and perform the audit to obtain reasonable assurance about whether the financial statements are free of material misstatement. An audit includes examining, on a test basis, evidence supporting the amounts and disclosures in the financial statements. An audit also includes assessing the accounting principles used and significant estimates made by management, as well as evaluating the overall financial statement presentation. We believe that our audit provides a reasonable basis for our opinion.

In our opinion, the general-purpose financial statements referred to above present fairly, in all material respects, the financial position of City of Reynoldsburg as of December 31, 2000, and the results of its operations and the cash flows of its proprietary funds for the year then ended in conformity with generally accepted accounting principles.

In accordance with *Government Auditing Standards*, we have also issued a report dated April 23, 2001, on our consideration of City of Reynoldsburg's internal control structure over financial reporting and our tests of its compliance with certain provisions of laws, regulations, contracts, and grants. That report is an integral part of an audit performed in accordance with *Government Auditing Standards* and should be read in conjunction with this report in considering the results of our audit.

Our audit was made for the purpose of forming an opinion on the financial statements of the City, taken as a whole. The combining, individual fund and account group financial statements and schedules listed in the table of contents are presented for purposes of additional analysis and are not a required part of the general purpose financial statements of the City. Such information has been subjected to the auditing procedures applied in the audit of the general purpose financial statements and, in our opinion, is fairly presented in all material respects in relation to the general purpose financial statements taken as a whole.

We did not audit the introductory and statistical information as listed in the table of contents, and, therefore, express no opinion thereon.

**Wolfe, Wilson, & Phillips, Inc.**  
Zanesville, Ohio  
April 23, 2001



**This Page is Intentionally Left Blank.**



## *GENERAL PURPOSE FINANCIAL STATEMENTS*

---

---

*THE FOLLOWING GENERAL PURPOSE FINANCIAL STATEMENTS, ALONG WITH THE NOTES TO THE GENERAL PURPOSE FINANCIAL STATEMENTS, PRESENT AN OVERVIEW OF THE CITY'S FINANCIAL POSITION AT DECEMBER 31, 2000 AND THE RESULTS OF OPERATIONS AND CASH FLOWS OF ITS PROPRIETARY FUNDS FOR THE YEAR THEN ENDED.*

**THE CITY OF REYNOLDSBURG, OHIO**  
**COMBINED BALANCE SHEET**  
**ALL FUND TYPES AND ACCOUNT GROUPS**  
**DECEMBER 31, 2000**

	<i>Governmental Fund Types</i>				<i>Proprietary Fund Types</i>		<i>Fiduciary Fund Types</i>	<i>Account Groups</i>		Totals (Memorandum Only)
	General Fund	Special Revenue Funds	Debt Service Funds	Capital Projects Funds	Enterprise Funds	Internal Service Fund	Trust and Agency Funds	General Fixed Assets	General Long-Term Obligations	
<b>Assets and Other Debits:</b>										
Assets:										
Cash and Cash Equivalents	\$2,864,851	\$1,754,783	\$586,654	\$6,881,474	\$5,655,217	\$16,555	\$574,606	\$0	\$0	\$18,334,140
Investments	4,232,333	568,377	138,967	0	0	0	0	0	0	4,939,677
Receivables (net of allowance for doubtful accounts):										
Taxes	282,136	1,990,221	31,157	0	0	0	2,176	0	0	2,305,690
Accounts	59,883	263	0	0	1,262,995	0	6,618	0	0	1,329,759
Interest	7,888	331	0	0	0	0	0	0	0	8,219
Special Assessments	0	0	77,406	271,324	0	0	0	0	0	348,730
Due from Other Funds	22,805	175	0	0	57,644	0	0	0	0	80,624
Intergovernmental Receivables	4,554	82,590	0	0	39,500	0	0	0	0	126,644
Inventory of Supplies at Cost	1,783	103,910	0	0	23,403	756	0	0	0	129,852
Prepaid Items	9,953	0	0	0	0	0	0	0	0	9,953
Restricted Assets:										
Cash and Cash Equivalents	0	0	0	0	52,999	0	0	0	0	52,999
Cash with Fiscal Agent	0	403,055	5,459	0	0	0	0	0	0	408,514
Fixed Assets (net of accumulated depreciation)	0	0	0	0	8,236,501	29,502	0	12,577,399	0	20,843,402
Other Debits:										
Amount Available in Debt Service Fu	0	0	0	0	0	0	0	0	668,132	668,132
Amount to be Provided for General Long-Term Obligations	0	0	0	0	0	0	0	0	21,267,947	21,267,947
<b>Total Assets and Other Debits</b>	<b>\$7,486,186</b>	<b>\$4,903,705</b>	<b>\$839,643</b>	<b>\$7,152,798</b>	<b>\$15,328,259</b>	<b>\$46,813</b>	<b>\$583,400</b>	<b>\$12,577,399</b>	<b>\$21,936,079</b>	<b>\$70,854,282</b>

(Continued)

	<i>Governmental Fund Types</i>				<i>Proprietary Fund Types</i>		<i>Fiduciary Fund Types</i>	<i>Account Groups</i>		Totals (Memorandum Only)
	General Fund	Special Revenue Funds	Debt Service Funds	Capital Projects Funds	Enterprise Funds	Internal Service Fund	Trust and Agency Funds	General Fixed Assets	General Long-Term Obligations	
<b>Liabilities, Equity and Other Credits:</b>										
<b>Liabilities:</b>										
Accounts Payable	\$105,071	\$27,984	\$0	\$395,791	\$187,425	\$1,495	\$2,581	\$0	\$0	\$720,347
Accrued Wages and Benefits	348,650	22,791	0	0	27,570	3,742	0	0	0	402,753
Retainage Payable	0	0	0	126,252	0	0	0	0	0	126,252
Due to Other Funds	0	0	57,644	0	0	0	22,980	0	0	80,624
Intergovernmental Payable	13,201	0	0	0	731,714	0	94,927	0	0	839,842
Due to Others	0	0	0	0	52,999	0	65,680	0	0	118,679
Matured Bonds and Interest Payable	0	0	5,459	0	0	0	0	0	0	5,459
Accrued Interest Payable	0	0	0	0	43,749	0	0	0	0	43,749
Deferred Revenue	223,830	901,108	108,408	271,324	112,553	0	0	0	0	1,617,223
Claimant Liability	0	0	0	0	0	0	7,788	0	0	7,788
Compensated Absences Payable	0	0	0	0	114,098	2,987	0	0	597,373	714,458
Capital Leases Payable	0	0	0	0	0	0	0	0	1,369	1,369
General Obligation Bonds Payable	0	0	0	0	4,192,350	0	0	0	20,327,650	24,520,000
Special Assessment Bonds Payable with Governmental Commitment	0	0	0	0	0	0	0	0	80,000	80,000
Ohio Public Works Commission Loans Payable	0	0	0	0	959,964	0	0	0	929,687	1,889,651
<b>Total Liabilities</b>	<b>690,752</b>	<b>951,883</b>	<b>171,511</b>	<b>793,367</b>	<b>6,422,422</b>	<b>8,224</b>	<b>193,956</b>	<b>0</b>	<b>21,936,079</b>	<b>31,168,194</b>
<b>Equity and Other Credits:</b>										
Investment in General Fixed Assets	0	0	0	0	0	0	0	12,577,399	0	12,577,399
Contributed Capital	0	0	0	0	8,538,261	0	0	0	0	8,538,261
Retained Earnings:										
Unreserved	0	0	0	0	367,576	38,589	0	0	0	406,165
Fund Balances:										
Reserved for Encumbrances	365,925	10,553	0	4,265,627	0	0	241,044	0	0	4,883,149
Reserved for Supplies Inventory	1,783	103,910	0	0	0	0	0	0	0	105,693
Reserved for Prepaid Items	9,953	0	0	0	0	0	0	0	0	9,953
Reserved for Debt Service	0	0	668,132	0	0	0	0	0	0	668,132
Unreserved:										
Undesignated	6,417,773	3,837,359	0	2,093,804	0	0	148,400	0	0	12,497,336
<b>Total Equity and Other Credits</b>	<b>6,795,434</b>	<b>3,951,822</b>	<b>668,132</b>	<b>6,359,431</b>	<b>8,905,837</b>	<b>38,589</b>	<b>389,444</b>	<b>12,577,399</b>	<b>0</b>	<b>39,686,088</b>
<b>Total Liabilities, Equity and Other Credits</b>	<b>\$7,486,186</b>	<b>\$4,903,705</b>	<b>\$839,643</b>	<b>\$7,152,798</b>	<b>\$15,328,259</b>	<b>\$46,813</b>	<b>\$583,400</b>	<b>\$12,577,399</b>	<b>\$21,936,079</b>	<b>\$70,854,282</b>

The notes to the general purpose financial statements are an integral part of this statement.



**THE CITY OF REYNOLDSBURG, OHIO**  
**COMBINED STATEMENT OF REVENUES,**  
**EXPENDITURES AND CHANGES IN FUND BALANCES**  
**ALL GOVERNMENTAL FUND TYPES AND EXPENDABLE TRUST FUNDS**  
**FOR THE YEAR ENDED DECEMBER 31, 2000**

	<i>Governmental</i>			<i>Fiduciary</i>		Totals (Memorandum Only)
	<i>Fund Types</i>			<i>Fund Type</i>		
	General Fund	Special Revenue Funds	Debt Service Funds	Capital Projects Funds	Expendable Trust Funds	
<b>Revenues:</b>						
Taxes	\$383,010	\$10,165,949	\$27,673	\$0	\$0	\$10,576,632
Intergovernmental Revenues	1,907,524	1,059,909	3,383	6,824	0	2,977,640
Charges for Services	110,058	0	0	0	217,316	327,374
Licenses and Permits	358,321	0	0	55,931	0	414,252
Investment Earnings	993,534	108,298	34,871	221,257	0	1,357,960
Special Assessments	0	0	11,921	39,961	0	51,882
Fines and Forfeitures	369,375	17,317	0	0	0	386,692
All Other Revenues	67,897	9,633	179	0	1,237	78,946
Total Revenues	<u>4,189,719</u>	<u>11,361,106</u>	<u>78,027</u>	<u>323,973</u>	<u>218,553</u>	<u>16,171,378</u>
<b>Expenditures:</b>						
Current:						
Security of Persons and Property	4,761,472	72,316	0	0	0	4,833,788
Public Health and Welfare Services	141,032	0	0	0	0	141,032
Leisure Time Activities	811,806	0	0	0	0	811,806
Community Environment	1,005,299	0	0	0	154,986	1,160,285
Transportation	0	732,232	0	0	0	732,232
General Government	2,393,215	168,240	0	0	4,830	2,566,285
Capital Outlay	0	0	0	4,933,333	0	4,933,333
Debt Service:						
Principal Retirements	0	14,100	573,330	0	0	587,430
Interest and Fiscal Charges	0	7,314	836,011	136,397	0	979,722
Total Expenditures	<u>9,112,824</u>	<u>994,202</u>	<u>1,409,341</u>	<u>5,069,730</u>	<u>159,816</u>	<u>16,745,913</u>
Excess (Deficiency) of Revenues Over (Under) Expenditures	(4,923,105)	10,366,904	(1,331,314)	(4,745,757)	58,737	(574,535)
Other Financing Sources (Uses):						
Proceeds from Sale of Fixed Assets	1,873	0	0	0	0	1,873
Proceeds from General Obligation Bonds	0	0	0	6,165,000	0	6,165,000
Operating Transfers In	7,771,989	128,827	1,366,746	2,317,406	0	11,584,968
Operating Transfers Out	(1,593,551)	(9,344,596)	0	(809,896)	0	(11,748,043)
Total Other Financing Sources (Uses)	<u>6,180,311</u>	<u>(9,215,769)</u>	<u>1,366,746</u>	<u>7,672,510</u>	<u>0</u>	<u>6,003,798</u>
Excess (Deficiency) of Revenues and Other Financing Sources Over (Under) Expenditures and Other Financing Uses	1,257,206	1,151,135	35,432	2,926,753	58,737	5,429,263
Fund Balance Beginning of Year	5,538,035	2,784,254	632,700	3,432,678	330,707	12,718,374
Increase in Inventory Reserve	193	16,433	0	0	0	16,626
Fund Balance End of Year	<u>\$6,795,434</u>	<u>\$3,951,822</u>	<u>\$668,132</u>	<u>\$6,359,431</u>	<u>\$389,444</u>	<u>\$18,164,263</u>

The notes to the general purpose financial statements are an integral part of this statement.

**THE CITY OF REYNOLDSBURG, OHIO**  
**COMBINED STATEMENT OF REVENUES, EXPENDITURES**  
**AND CHANGES IN FUND BALANCES**  
**BUDGET AND ACTUAL (NON-GAAP BUDGETARY BASIS)**  
**ALL GOVERNMENTAL FUND TYPES**  
**FOR THE YEAR ENDED DECEMBER 31, 2000**

	<i>General Fund</i>			<i>Special Revenue Funds</i>		
	Revised Budget	Actual	Variance: Favorable (Unfavorable)	Revised Budget	Actual	Variance: Favorable (Unfavorable)
<b>Revenues:</b>						
Taxes	\$335,856	\$391,848	\$55,992	\$9,577,994	\$9,577,998	\$4
Intergovernmental Revenues	1,577,631	1,850,911	273,280	1,038,886	1,060,693	21,807
Charges for Services	98,100	109,698	11,598	0	0	0
Licenses and Permits	321,640	358,321	36,681	0	0	0
Investment Earnings	660,000	976,691	316,691	110,000	106,015	(3,985)
Special Assessments	0	0	0	0	0	0
Fines and Forfeitures	292,600	370,313	77,713	15,602	16,614	1,012
All Other Revenues	12,000	42,932	30,932	0	9,510	9,510
<b>Total Revenues</b>	<b>3,297,827</b>	<b>4,100,714</b>	<b>802,887</b>	<b>10,742,482</b>	<b>10,770,830</b>	<b>28,348</b>
<b>Expenditures:</b>						
<b>Current:</b>						
Security of Persons and Property	5,204,132	4,871,457	332,675	168,323	70,554	97,769
Public Health and Welfare Services	173,628	141,032	32,596	0	0	0
Leisure Time Activities	880,694	835,504	45,190	0	0	0
Community Environment	1,197,886	1,074,758	123,128	0	0	0
Transportation	0	0	0	901,709	745,423	156,286
General Government	3,491,519	2,645,180	846,339	260,920	168,617	92,303
Capital Outlay	0	0	0	0	0	0
<b>Debt Service:</b>						
Principal Retirement	0	0	0	14,100	14,100	0
Interest and Fiscal Charges	0	0	0	7,362	7,314	48
<b>Total Expenditures</b>	<b>10,947,859</b>	<b>9,567,931</b>	<b>1,379,928</b>	<b>1,352,414</b>	<b>1,006,008</b>	<b>346,406</b>
Excess (Deficiency) of Revenues Over (Under) Expenditures	(7,650,032)	(5,467,217)	2,182,815	9,390,068	9,764,822	374,754
<b>Other Financing Sources (Uses):</b>						
Proceeds from Sale of Fixed Assets	2,000	1,873	(127)	0	0	0
Proceeds from General Obligation Bonds	0	0	0	0	0	0
Operating Transfers In	6,230,144	7,795,320	1,565,176	128,827	128,827	0
Operating Transfers Out	(1,628,367)	(1,593,551)	34,816	(9,366,470)	(9,344,596)	21,874
Advances In	0	493,906	493,906	0	0	0
Advances Out	(493,906)	(493,906)	0	0	0	0
<b>Total Other Financing Sources (Uses)</b>	<b>4,109,871</b>	<b>6,203,642</b>	<b>2,093,771</b>	<b>(9,237,643)</b>	<b>(9,215,769)</b>	<b>21,874</b>
Excess (Deficiency) of Revenues and Other Financing Sources Over (Under) Expenditures and Other Financing Uses	(3,540,161)	736,425	4,276,586	152,425	549,053	396,628
Fund Balance at Beginning of Year	5,418,598	5,418,598	0	1,729,351	1,729,351	0
Prior Year Encumbrances	479,976	479,976	0	9,068	9,068	0
<b>Fund Balance at End of Year</b>	<b>\$2,358,413</b>	<b>\$6,634,999</b>	<b>\$4,276,586</b>	<b>\$1,890,844</b>	<b>\$2,287,472</b>	<b>\$396,628</b>

The notes to the general purpose financial statements are an integral part of this statement.

**THE CITY OF REYNOLDSBURG, OHIO**  
**COMBINED STATEMENT OF REVENUES, EXPENDITURES**  
**AND CHANGES IN FUND BALANCES**  
**BUDGET AND ACTUAL (NON-GAAP BUDGETARY BASIS)**  
**ALL GOVERNMENTAL FUND TYPES**  
**FOR THE YEAR ENDED DECEMBER 31, 2000**

<i>Debt Service Funds</i>			<i>Capital Projects Funds</i>			<i>Totals (Memorandum Only)</i>		
Revised Budget	Actual	Variance: Favorable (Unfavorable)	Revised Budget	Actual	Variance: Favorable (Unfavorable)	Revised Budget	Actual	Variance: Favorable (Unfavorable)
\$28,368	\$27,671	(\$697)	\$0	\$0	\$0	\$9,942,218	\$9,997,517	\$55,299
3,000	3,383	383	0	6,824	6,824	2,619,517	2,921,811	302,294
0	0	0	0	0	0	98,100	109,698	11,598
0	0	0	32,000	55,931	23,931	353,640	414,252	60,612
0	0	0	146,350	221,257	74,907	916,350	1,303,963	387,613
14,320	34,364	20,044	33,000	39,961	6,961	47,320	74,325	27,005
0	11,921	11,921	0	0	0	308,202	398,848	90,646
0	179	179	0	0	0	12,000	52,621	40,621
45,688	77,518	31,830	211,350	323,973	112,623	14,297,347	15,273,035	975,688
0	0	0	0	0	0	5,372,455	4,942,011	430,444
0	0	0	0	0	0	173,628	141,032	32,596
0	0	0	0	0	0	880,694	835,504	45,190
0	0	0	0	0	0	1,197,886	1,074,758	123,128
0	0	0	0	0	0	901,709	745,423	156,286
0	0	0	0	0	0	3,752,439	2,813,797	938,642
0	0	0	9,747,127	9,301,718	445,409	9,747,127	9,301,718	445,409
573,330	573,330	0	0	0	0	587,430	587,430	0
836,013	836,011	2	146,927	136,397	10,530	990,302	979,722	10,580
1,409,343	1,409,341	2	9,894,054	9,438,115	455,939	23,603,670	21,421,395	2,182,275
(1,363,655)	(1,331,823)	31,832	(9,682,704)	(9,114,142)	568,562	(9,306,323)	(6,148,360)	3,157,963
0	0	0	0	0	0	2,000	1,873	(127)
0	0	0	6,165,000	6,165,000	0	6,165,000	6,165,000	0
1,363,227	1,366,746	3,519	2,982,261	2,317,406	(664,855)	10,704,459	11,608,299	903,840
0	0	0	(809,896)	(809,896)	0	(11,804,733)	(11,748,043)	56,690
0	0	0	493,906	493,906	0	493,906	987,812	493,906
0	0	0	(493,906)	(493,906)	0	(987,812)	(987,812)	0
1,363,227	1,366,746	3,519	8,337,365	7,672,510	(664,855)	4,572,820	6,027,129	1,454,309
(428)	34,923	35,351	(1,345,339)	(1,441,632)	(96,293)	(4,733,503)	(121,231)	4,612,272
689,970	689,970	0	1,751,084	1,751,084	0	9,589,003	9,589,003	0
0	0	0	1,910,604	1,910,604	0	2,399,648	2,399,648	0
\$689,542	\$724,893	\$35,351	\$2,316,349	\$2,220,056	(\$96,293)	\$7,255,148	#####	\$4,612,272





**THE CITY OF REYNOLDSBURG, OHIO**  
**COMBINED STATEMENT OF REVENUES, EXPENSES**  
**AND CHANGES IN RETAINED EARNINGS**  
**ALL PROPRIETARY FUND TYPES**  
**FOR THE YEAR ENDED DECEMBER 31, 2000**

	<i>Enterprise Funds</i>	<i>Internal Service Fund</i>	<i>Totals (Memorandum Only)</i>
<u>Operating Revenues:</u>			
Charges for Services	\$6,515,699	\$13,280	\$6,528,979
Other Operating Revenues	339	0	339
Total Operating Revenues	<u>6,516,038</u>	<u>13,280</u>	<u>6,529,318</u>
<u>Operating Expenses:</u>			
Personal Services	606,050	71,959	678,009
Materials and Supplies	210,078	11,817	221,895
Contractual Services	5,296,221	23,863	5,320,084
Depreciation	214,316	4,188	218,504
Total Operating Expenses	<u>6,326,665</u>	<u>111,827</u>	<u>6,438,492</u>
Operating Income (Loss)	189,373	(98,547)	90,826
<u>Nonoperating Revenues (Expenses):</u>			
Interest and Fiscal Charges	(274,394)	0	(274,394)
Loss on Disposal of Fixed Assets	(16,982)	(2,649)	(19,631)
Total Nonoperating Revenues (Expenses)	<u>(291,376)</u>	<u>(2,649)</u>	<u>(294,025)</u>
Loss Before Operating Transfers	(102,003)	(101,196)	(203,199)
<u>Operating Transfers:</u>			
Operating Transfers In	224,909	121,940	346,849
Operating Transfers Out	(183,774)	0	(183,774)
Total Operating Transfers	<u>41,135</u>	<u>121,940</u>	<u>163,075</u>
Net Income (Loss)	(60,868)	20,744	(40,124)
Retained Earnings at Beginning of Year (Restated)	<u>428,444</u>	<u>17,845</u>	<u>446,289</u>
Retained Earnings at End of Year	<u>\$367,576</u>	<u>\$38,589</u>	<u>\$406,165</u>

The notes to the general purpose financial statements are an integral part of this statement.

**THE CITY OF REYNOLDSBURG, OHIO**  
**COMBINED STATEMENT OF CASH FLOWS**  
**ALL PROPRIETARY FUND TYPES**  
**FOR THE YEAR ENDED DECEMBER 31, 2000**

	<u>Enterprise Funds</u>	<u>Internal Service Fund</u>	<u>Totals (Memorandum Only)</u>
<u>Cash Flows from Operating Activities:</u>			
Cash Received from Customers	\$6,476,569	\$13,280	\$6,489,849
Cash Payments for Goods and Services	(5,606,261)	(35,906)	(5,642,167)
Cash Payments to Employees	<u>(592,073)</u>	<u>(77,657)</u>	<u>(669,730)</u>
Net Cash Provided (Used) by Operating Activities	<u>278,235</u>	<u>(100,283)</u>	<u>177,952</u>
<u>Cash Flows from Noncapital Financing Activities:</u>			
Transfers In from Other Funds	224,909	121,940	346,849
Transfers Out to Other Funds	<u>(183,774)</u>	<u>0</u>	<u>(183,774)</u>
Net Cash Provided by Noncapital Financing Activities	<u>41,135</u>	<u>121,940</u>	<u>163,075</u>
<u>Cash Flows from Capital and Related Financing Activities:</u>			
Cash Received from Tap-in Fees in Excess of Cost	1,637,242	0	1,637,242
Acquisition and Construction of Assets	(121,116)	(11,994)	(133,110)
Principal Paid on General Obligation Bonds	(313,450)	0	(313,450)
Interest Paid on All Debt	<u>(251,614)</u>	<u>0</u>	<u>(251,614)</u>
Net Cash Provided (Used) by Capital and Related Financing Activities	<u>951,062</u>	<u>(11,994)</u>	<u>939,068</u>
<u>Cash Flows from Investing Activities:</u>			
Sale of Investments	<u>2,886,895</u>	<u>0</u>	<u>2,886,895</u>
Net Cash Provided by Investing Activities	<u>2,886,895</u>	<u>0</u>	<u>2,886,895</u>
Net Increase in Cash and Cash Equivalents	4,157,327	9,663	4,166,990
Cash and Cash Equivalents at Beginning of Year	<u>1,550,889</u>	<u>6,892</u>	<u>1,557,781</u>
Cash and Cash Equivalents at End of Year	<u>\$5,708,216</u>	<u>\$16,555</u>	<u>\$5,724,771</u>
<u>Enterprise Funds</u>			
<u>Reconciliation of Cash and Cash Equivalents per the Balance Sheet:</u>			
Cash and Cash Equivalents	\$5,655,217		
Restricted Cash and Cash Equivalents	<u>52,999</u>		
Cash and Cash Equivalents at End of Year	<u>\$5,708,216</u>		

(continued)

**THE CITY OF REYNOLDSBURG, OHIO  
COMBINED STATEMENT OF CASH FLOWS  
ALL PROPRIETARY FUND TYPES  
FOR THE YEAR ENDED DECEMBER 31, 2000**

	<u>Enterprise Funds</u>	<u>Internal Service Fund</u>	<u>Totals (Memorandum Only)</u>
<u>Reconciliation of Operating Income (Loss) to Net Cash</u>			
<u>Provided (Used) by Operating Activities:</u>			
Operating Income (Loss)	\$189,373	(\$98,547)	\$90,826
<u>Adjustments to Reconcile Operating Income (Loss) to</u>			
<u>Net Cash Provided (Used) by Operating Activities:</u>			
Depreciation Expense	214,316	4,188	218,504
Miscellaneous Nonoperating Income	1,147	0	1,147
<u>Changes in Assets and Liabilities:</u>			
Increase in Accounts Receivable	(47,824)	0	(47,824)
(Increase) Decrease in Inventory	(5,958)	494	(5,464)
Decrease in Accounts Payable	(2,699)	(689)	(3,388)
Decrease in Accrued Wages and Benefits	(3,162)	(2,397)	(5,559)
Decrease in Intergovernmental Payable	(91,121)	0	(91,121)
Increase in Deferred Revenue	7,208	0	7,208
Increase (Decrease) in Compensated Absences	16,955	(3,332)	13,623
Total Adjustments	<u>88,862</u>	<u>(1,736)</u>	<u>87,126</u>
 Net Cash Provided (Used) by Operating Activities	 <u>\$278,235</u>	 <u>(\$100,283)</u>	 <u>\$177,952</u>

Schedule of Noncash Investing, Capital and Financing Activities:

During 2000 the Water and Sewer Fund had outstanding liabilities of \$8,728 and \$95,492, respectively, for the purchase of certain capital assets. During 2000, the Sewer Fund incurred a liability of \$959,964 to the Ohio Public Works Commission for construction payments made by the Commission directly to contractors. The Storm Water Fund received \$2,995 of capital assets contributed by other funds.

The notes to the general purpose financial statements are an integral part of this statement.

**THE CITY OF REYNOLDSBURG, OHIO**  
**NOTES TO THE GENERAL PURPOSE FINANCIAL STATEMENTS**  
**DECEMBER 31, 2000**

---

---

**NOTE 1 - SUMMARY OF SIGNIFICANT ACCOUNTING POLICIES**

The City of Reynoldsburg, Ohio (the City) is a home-rule municipal corporation created under the laws of the State of Ohio. The City was first incorporated in 1839 and currently operates under and is governed by its own Charter. The current City Charter, which provides for a Mayor-Council form of government, was adopted in 1979 and has been amended by the voters in 1982, 1987, 1992, 1995 and 1997.

The accompanying general purpose financial statements of the City present the financial position of the various fund types and account groups, the results of operations of the various fund types, and the cash flows of the proprietary funds. The financial statements are presented as of December 31, 2000 and for the year then ended, and have been prepared in conformity with generally accepted accounting principles (GAAP) applicable to local governments. The Governmental Accounting Standards Board (the "GASB") is the standard-setting body for establishing governmental accounting and financial reporting principles, which are primarily set forth in the GASB's Codification of Governmental Accounting and Financial Reporting Standards (GASB Codification).

**A. Reporting Entity**

The accompanying general purpose financial statements comply with the provisions of the GASB Statement No. 14, "*The Financial Reporting Entity*," in that the financial statements include all organizations, activities, functions and component units for which the City (the primary government) is financially accountable. Financial accountability is defined as the appointment of a voting majority of a legally separate organization's governing body and either (1) the City's ability to impose its will over the organization, or (2) the potential that the organization will provide a financial benefit to or impose a financial burden on the City.

Based on the foregoing, the City's financial reporting entity has no component units but includes all funds, account groups, agencies, boards and commissions that are part of the primary government, including the following services: police protection, parks and recreation, planning, zoning, street maintenance, and other governmental services. In addition, the City owns the water distribution system and the wastewater collection system, each of which is reported as an enterprise fund. Treatment services for both water and wastewater are provided by the City of Columbus on a contractual basis.

**NOTE 1 - SUMMARY OF SIGNIFICANT ACCOUNTING POLICIES (Continued)**

**B. Basis of Presentation - Fund Accounting**

The accounting system is organized and operated on the basis of funds and account groups, each of which is considered a separate accounting entity. The operations of each fund are accounted for with a separate set of self-balancing accounts that comprise its assets, liabilities, fund equity, revenues and expenditures or expenses. The various funds are summarized by type in the general purpose financial statements. The following fund types and account groups are used by the City:

***Governmental Funds***

Governmental funds are those funds through which most governmental functions typically are financed. The acquisition, use and balances of the City's expendable financial resources and the related current liabilities (except those accounted for in the proprietary funds) are accounted for through governmental funds. The measurement focus is on determination of "financial flow" (sources and use and balances of financial resources). The following are the City's governmental fund types:

General Fund - This fund is used to account for all financial resources except those accounted for in another fund. The general fund balance is available to the City for any purpose provided it is expended or transferred according to the general laws of Ohio and the limitations of the City Charter.

Special Revenue Funds - These funds are used to account for the proceeds of specific revenue sources (other than expendable trusts, or major capital projects) that are legally restricted to expenditure for specified purposes.

Debt Service Fund - This fund is used for the accumulation of resources for, and the payment of, general obligation and special assessment long-term debt principal and interest other than those accounted for in the proprietary funds.

Capital Projects Funds - These funds are used to account for financial resources to be used for the acquisition or construction of major capital facilities (other than those financed by proprietary funds).

***Proprietary Funds***

All proprietary funds are accounted for on an "economic resources" measurement focus. This measurement focus provides that all assets and all liabilities associated with the operation of these funds are included on the balance sheet. Fund equity (i.e., net assets) is segregated into contributed capital and retained earnings components. Proprietary fund type operating statements present increases (i.e., revenues) and decreases (i.e., expenses) in net total assets.

NOTE 1 - SUMMARY OF SIGNIFICANT ACCOUNTING POLICIES (Continued)

**B. Basis of Presentation - Fund Accounting** (Continued)

Enterprise Funds - These funds are used to account for operations that are financed and operated in a manner similar to private business enterprises - where the intent of the governing body is that the costs (expenses, including depreciation) of providing goods or services to the general public on a continuing basis be financed or recovered primarily through user charges. The City maintains separate enterprise funds for its water, sewer, storm water and solid waste collection and disposal services.

Internal Service Fund - The internal service fund is used to account for the financing of goods or services provided by one department or agency to other departments or agencies of the City, or to other governments, on a cost-reimbursement basis.

***Fiduciary Funds***

Trust and Agency Funds - These funds are used to account for assets held by a governmental unit in a trustee capacity or as an agent for individuals, private organizations, other governmental units, and/or other funds. The City maintains expendable trust funds and agency funds. Expendable trust funds are accounted for and reported similarly to governmental funds. Agency funds are custodial in nature (assets equal liabilities) and do not involve measurement of results of operations.

***Account Groups***

To make a clear distinction between fixed assets related to specific funds and those of general government and between long-term liabilities related to specific funds and those of a general nature, the following account groups are used:

General Fixed Assets Account Group - This account group is established to account for fixed assets of the City other than those accounted for in the proprietary funds.

General Long-Term Obligations Account Group - This account group is established to account for all long-term debt of the City except that accounted for in the proprietary funds.

**C. Basis of Accounting**

Basis of accounting represents the methodology utilized in the recognition of revenues and expenditures or expenses reported in the financial statements. The accounting and reporting treatment applied to a fund is determined by its measurement focus.

The modified accrual basis of accounting is followed by the governmental funds and expendable trust and agency funds. Under the modified accrual basis of accounting, revenues are recorded when susceptible to accrual, i.e., both measurable and available. The term "available" means collectible within the current period or soon enough thereafter to be used to pay liabilities of the current period, which the City considers to be 60 days after year end. Expenditures are recognized in the accounting period in which the fund liability is incurred, if measurable, except for unmatured interest on general long-term debt, which is recognized when due.

**NOTE 1 - SUMMARY OF SIGNIFICANT ACCOUNTING POLICIES (Continued)**

**C. Basis of Accounting (Continued)**

Revenues considered susceptible to accrual at year end include income taxes withheld by employers, interest on investments, and state levied locally shared taxes, including motor vehicle license fees and local government assistance. Other revenues, including licenses, permits, certain charges for services, income taxes other than those withheld by employers and miscellaneous revenues are recorded when received in cash, because generally these revenues are not measurable until received.

Special assessment installments and related accrued interest, which are measurable but not available at December 31, are recorded as deferred revenues. Property taxes measurable as of December 31, 2000 but which are not intended to finance 2000 operations and delinquent property taxes, whose availability is indeterminate, are recorded as deferred revenues as further described in Note 5.

The accrual basis of accounting is utilized for reporting purposes by the proprietary funds. Revenues are recognized when they are earned and expenses are recognized when they are incurred.

Pursuant to GASB Statement No. 20, *“Accounting and Financial Reporting for Proprietary Funds and Other Governmental Entities that use Proprietary Fund Accounting,”* the City follows GASB guidance as applicable to proprietary funds and FASB Statements and Interpretations, Accounting Principles Board Opinions and Accounting Research Bulletins issued on or before November 30, 1989 that do not conflict with or contradict GASB pronouncements.

**D. Budgetary Process**

The budgetary process is prescribed by provisions of the Ohio Revised Code and entails the preparation of budgetary documents within an established timetable. The major documents prepared are the tax budget, the certificate of estimated resources and the appropriation ordinance, all of which are prepared on the budgetary basis of accounting. The certificate of estimated resources and the appropriation ordinance are subject to amendment throughout the year.

**1. Tax Budget**

All funds, other than agency funds, are legally required to be budgeted and appropriated; however, only governmental funds are required to be reported. The legal level of budgetary control is by fund at the major object level (i.e., personal services, materials and supplies, contractual services) by department. Budgetary modifications may only be made by ordinance of the City Council.

By July 15, the Mayor submits an annual tax budget for the following fiscal year to City Council for consideration and passage. The adopted budget is submitted to the County Auditor, as Secretary of the County Budget Commission, by July 20 of each year for the period January 1 to December 31 of the following year.

**NOTE 1 - SUMMARY OF SIGNIFICANT ACCOUNTING POLICIES (Continued)**

**D. Budgetary Process** (Continued)

2. Estimated Resources

The County Budget Commission determines if the budget substantiates a need to levy all or part of previously authorized taxes, and reviews estimated revenue. The Budget Commission then certifies its actions to the City by September 1 of each year. As part of the certification process, the City receives an official certificate of estimated resources stating the projected receipts by fund. Prior to December 31, the City must revise its budget so that the total contemplated expenditures from any fund during the ensuing fiscal year do not exceed the amount available as stated in the certificate of estimated resources. The revised budget then serves as the basis for the annual appropriations measure. On or about January 1, the certificate of estimated resources is amended to include any unencumbered fund balances from the preceding year. The certificate may be further amended during the year if a new source of revenue is identified or actual receipts exceed current estimates. The amounts reported on the budgetary statement reflect the amounts in the final amended official certificate of estimated resources issued during 2000.

3. Appropriations

A temporary appropriation ordinance to control expenditures may be passed on or about January 1 of each year for the period January 1 through March 31. An annual appropriation ordinance must be passed by April 1 of each year for the period January 1 through December 31. The appropriation ordinance establishes spending controls at the fund, department and object level and may be modified during the year by Ordinance of City Council. Total fund appropriations may not exceed the current estimated resources certified by the County Budget Commission. Expenditures may not legally exceed budgeted appropriations at the object level. During 2000, several supplemental appropriations were necessary to budget for major capital improvement projects that were not originally appropriated. Administrative control is maintained through the establishment of more detailed line-item budgets. Funds may be moved from one line-item account to another within the same object without approval of City Council. The City Auditor maintains an accounting of the line-item expenditures to insure that the total expenditures within a department by object do not exceed approved appropriations. The allocation of appropriations among departments and objects within a fund may be modified during the year by an ordinance of City Council. The budgetary figures which appear on the "Combined Statement of Revenues, Expenditures, and Changes in Fund Balances--Budget and Actual--All Governmental Fund Types" are presented on a budgetary basis to provide a comparison of actual results to the final budget, including all amendments and modifications.



**NOTE 1 - SUMMARY OF SIGNIFICANT ACCOUNTING POLICIES (Continued)**

**D. Budgetary Process (Continued)**

4. Encumbrances

As part of formal budgetary control, purchase orders, contracts and other commitments for expenditures are encumbered and recorded as the equivalent of expenditures (budget basis) in order to reserve that portion of the applicable appropriation and to determine and maintain legal compliance. However, on the GAAP basis of accounting, encumbrances do not constitute expenditures or liabilities and are reported as reservations of fund balances for governmental funds in the accompanying general purpose financial statements.

5. Lapsing of Appropriations

At the close of each fiscal year, the unencumbered balance of each appropriation reverts to the respective fund from which it was appropriated and becomes subject to future appropriations. The encumbered appropriation balance is carried forward to the subsequent fiscal year and needs not be reappropriated.

6. Budgetary Basis of Accounting

The City's budgetary process accounts for certain transactions on a basis other than generally accepted accounting principles (GAAP). The major differences between the budgetary basis and the GAAP basis lie in the manner in which revenues and expenditures are recorded. Under the budgetary basis, revenues and expenditures are recognized on the cash basis. Utilizing the cash basis, revenues are recorded when received in cash and expenditures recorded when paid. In addition, encumbrances are recorded as the equivalent of expenditures on the budgetary basis as opposed to reservation of fund balance on the GAAP basis. Under the GAAP basis, revenues and expenditures are recorded on the modified accrual basis of accounting. Under the budgetary basis, proceeds and retirements of general obligation notes are recognized as revenues and expenditures respectively. Under the GAAP basis they are recognized as an increase or decrease to a liability. On the budgetary basis investment earnings are recognized when realized, whereas on a GAAP basis unrealized gains and losses are recognized when investments are adjusted to fair value.

NOTE 1 - SUMMARY OF SIGNIFICANT ACCOUNTING POLICIES (Continued)

**D. Budgetary Process** (Continued)

6. Budgetary Basis of Accounting (Continued)

The following table summarizes the adjustments necessary to reconcile the GAAP basis statements to the budgetary basis statements for the governmental funds:

	Excess (Deficiency) of Revenues and Other Financing Sources Over (Under) Expenditures and Other Financing Uses			
	General Fund	Special Revenue Funds	Debt Service Funds	Capital Project Funds
GAAP Basis (as reported)	\$1,257,206	\$1,151,135	\$35,432	\$2,926,753
Increase (Decrease):				
Accrued Revenues at December 31, 2000 received during 2001	(153,436)	(1,575,527)	(155)	0
Accrued Revenues at December 31, 1999 received during 2000	103,347	987,229	153	0
Accrued Expenditures at December 31, 2000 paid during 2001	466,922	50,775	0	522,043
Accrued Expenditures at December 31, 1999 paid during 2000	(477,982)	(29,661)	0	(229,010)
1999 Prepays for 2000	5,912	0	0	0
2000 Prepays for 2001	(9,953)	0	0	0
Adjustment to Fair Value	(15,585)	(1,978)	(507)	0
Outstanding Encumbrances	(440,006)	(32,920)	0	(4,661,418)
Budget Basis	<u>\$736,425</u>	<u>\$549,053</u>	<u>\$34,923</u>	<u>(\$1,441,632)</u>

**E. Cash and Cash Equivalents**

Cash and cash equivalents include amounts in demand deposits, repurchase agreements, the State Treasury Asset Reserve (STAR Ohio) and certificates of deposit with original maturity dates of three months or less.

The City pools its cash for investment and resource management purposes. Each fund's equity in pooled cash and investments represents the balance on hand as if each fund maintains its own cash and investment account. See Note 4, "Cash, Cash Equivalents and Investments."

NOTE 1 - SUMMARY OF SIGNIFICANT ACCOUNTING POLICIES (Continued)

**F. Investments**

Investment procedures and interest allocations are restricted by provisions of the Ohio Constitution and the Ohio Revised Code. In accordance with GASB Statement No. 31, "Accounting and Financial Reporting for Certain Investments and for External Investment Pools", the City reports its investments at fair value, except for nonparticipating investment contracts (certificates of deposit and repurchase agreements) which are reported at cost, which approximates fair value. All investment income, including changes in the fair value of investments, are recognized as revenue in the operating statements. Fair value is determined by quoted market prices.

The City has invested funds in the STAR Ohio during 2000. STAR Ohio is an investment pool managed by the State Treasurer's Office which allows governments within the State to pool their funds for investment purposes. STAR Ohio is not registered with the SEC as an investment company, but does operate in a manner consistent with Rule 2a7 of the Investment Company Act of 1940. Investments in STAR Ohio are valued at STAR Ohio's share price which is the price the investment could be sold for on December 31, 2000. See Note 4, Cash, Cash Equivalents and Investments.

**G. Inventory**

Inventory is stated at cost (first-in, first-out) in the governmental funds, and at the lower of cost or market in the proprietary funds. The costs of inventory items are recorded as expenditures in the governmental funds when purchased and as expenses in the proprietary funds when used.

**H. Fixed Assets and Depreciation**

The accounting and reporting treatment applied to fixed assets is determined by their ultimate use:

1. Property, Plant and Equipment - General Governmental Purposes

Fixed assets acquired or constructed for general governmental purposes are recorded as expenditures in the governmental funds and are capitalized at cost (or estimated historical cost for assets not purchased in recent years) in the General Fixed Assets Account Group. Contributed fixed assets are recorded at fair market value at the date received.

Fixed assets consisting of certain improvements other than buildings, including roads, bridges, curbs and gutters, streets and sidewalks, drainage systems and lighting systems, have not been capitalized. Such assets normally are immovable and of value only to the City. Therefore, the purpose of stewardship for capital expenditures can be satisfied without recording these assets.

General fixed asset values were initially determined by identifying historical costs when such information was available. In cases where information supporting original cost was not obtainable, estimated historical costs were developed. For certain fixed assets, the estimates were arrived at by indexing estimated current costs back to the estimated year of acquisition. The City has elected not to record depreciation in the General Fixed Assets Account Group.

**NOTE 1 - SUMMARY OF SIGNIFICANT ACCOUNTING POLICIES (Continued)**

**H. Fixed Assets and Depreciation (Continued)**

**2. Property, Plant and Equipment - Proprietary Funds**

Property, plant and equipment acquired by the proprietary funds are stated at cost (or estimated historical cost), including interest capitalized during construction, and architectural and engineering fees where applicable. Contributed fixed assets are recorded at fair market value at the date received.

Depreciation has been provided using the straight-line method over the following estimated useful lives:

<u>Description</u>	<u>Estimated Lives (Years)</u>
Buildings	15 - 40
Improvements other than Buildings	50
Machinery, Equipment, Furniture and Fixtures	5 - 10

**I. Long-Term Obligations**

Long-term liabilities are being repaid from the following funds:

<u>Obligation</u>	<u>Fund</u>
General Obligation Bonds	Street Construction, Maintenance and Repair Fund General Debt Retirement Fund Taylor Square Tax Debt Retirement Fund Water Fund Sewer Fund
Special Assessment Bond	General Debt Retirement Fund
Ohio Public Works Commission Loan	General Debt Retirement Fund Sewer Fund
Compensated Absences	General Fund Income Tax Fund Street Construction, Maintenance and Repair Fund Water Fund Sewer Fund Storm Water Fund Internal Service Fund
Capital Leases	General Fund

**NOTE 1 - SUMMARY OF SIGNIFICANT ACCOUNTING POLICIES (Continued)**

**J. Compensated Absences**

In accordance with GASB Statement No. 16, "Accounting for Compensated Absences," compensated absences are accrued as liabilities when an employee's right to receive compensation is attributable to services already rendered and it is probable that the employee will be compensated through paid time off or some other means, such as cash payments at termination or retirement. Employees earn vacation leave based on length of service and position. Leave time that has been earned but is unavailable for use as paid time off or as some other form of compensation because an employee has not met the minimum service time requirement is accrued to the extent that it is considered probable that the conditions for compensation will be met in the future.

Sick leave benefits are accrued as a liability using the vesting method. Employees earn 15 days of sick leave per year. After 10 years of service and upon retirement or resignation, full-time police officers will be paid 25% of the accumulated sick leave up to a maximum of 720 hours. The payment will be increased by 2% for each additional 5 years of uninterrupted service. After 10 years of service and upon retirement, all other employees will be paid one-fourth of the accumulated sick leave up to a maximum of 560 hours.

For governmental funds, that portion of unpaid compensated absences expected to be paid using expendable, available resources is reported as an expenditure in the fund from which the individual earning the leave is paid, and a corresponding liability is reflected in the account "Compensated Absences Payable." The long-term portion of the liability is reported in the General Long-Term Obligations Account Group. Compensated absences are expensed in the Water and Sewer Funds (enterprise funds) and in the Vehicle Maintenance Fund (internal service fund) when earned, and the related liability is reported within the fund.

**K. Pensions**

The provision for pension costs is recorded when the related payroll is accrued and the obligation is incurred.

**L. Interfund Transactions**

During the course of normal operations, the City has numerous transactions between funds. Interfund transactions are generally classified as follows:

- Operating transfers are reported as "Other Financing Sources (Uses)" in the governmental funds, as "Operating Transfers In" by the recipient fund, and "Operating Transfers Out" by the disbursing fund.
- Residual Equity Transfers are nonroutine or nonrecurring transfers between funds and are reported as additions to or deductions from the fund equity balance. There were no residual equity transfers in 2000.

**NOTE 1 - SUMMARY OF SIGNIFICANT ACCOUNTING POLICIES (Continued)**

**L. Interfund Transactions** (Continued)

Transactions that would be treated as revenues and expenditures/expenses involving organizations external to the City are similarly treated when involving other funds of the City. The City also advances cash from one fund to another as necessary to meet current obligations.

**M. Reservations of Fund Balance**

Reserves indicate that a portion of fund balance is not available for expenditure or is legally segregated for a specific future use. Fund balances are reserved for inventories of supplies, prepaid items, debt service and encumbrances (excluding encumbered amounts reflected as payables).

**N. Total Columns on Combined Financial Statements - Overview**

Total columns on the Combined Statements are captioned "Memorandum Only" to indicate they are presented only to facilitate financial analysis. Data in these columns does not present financial position, results of operations or cash flows in conformity with generally accepted accounting principles, nor is such data comparable to a consolidation. Interfund eliminations have not been made in the aggregation of this data.

**O. Restricted Assets**

Customer deposits and cash with fiscal agent are classified as restricted assets on the balance sheet because these funds are being held for specified purposes.

**NOTE 2 - RESTATEMENT OF FUND BALANCES/RETAINED EARNINGS**

The retained earnings balances at December 31, 1999 of the Water, Sewer, Storm Water, and Vehicle Maintenance Funds were restated from amounts previously reported to eliminate the reporting of Property, Plant and Equipment below the capitalization threshold, which was increased from \$300 to \$1,000 and to correct for accounting errors and a change in estimate in reporting Compensated Absences Payable. The increase in the capitalization threshold also resulted in the General Fixed Asset account group being restated from the balance previously reported of \$10,198,169 to \$9,865,311, a decrease of \$332,858. The change in estimate in reporting Compensated Absences Payable also resulted in the General Long-Term Obligations Account Group being restated from the balance previously reported of \$16,193,775 to \$16,326,914, an increase of \$133,139.

The restatement resulted in adjustments to December 31, 1999 retained earnings as follows:

Description	Enterprise Funds	Internal Service Fund
Balance at December 31, 1999 (as reported)	\$449,296	\$20,795
Restatement of Property, Plant and Equipment	(756)	(2,005)
Restatement of Compensated Absences Payable	(20,096)	(945)
Restated Balance at December 31, 1999	\$428,444	\$17,845

**NOTE 3 - COMPLIANCE AND ACCOUNTABILITY**

*Deficit Fund Equities* - The deficit of \$658,541 in the Water Fund (enterprise fund) arises from the recognition of expenses on the accrual basis of accounting which are greater than those recognized on a cash basis. A deficit does not exist under the cash basis of accounting. The General Fund provides operating transfers, upon City Council's approval, when cash is required, not when accruals occur.

**NOTE 4 - CASH, CASH EQUIVALENTS AND INVESTMENTS**

Cash resources of several individual funds are combined to form a pool of cash and investments. In addition, investments are separately held by a number of individual funds.

Statutes require the classification of funds held by the City into three categories. Category 1 consists of "active" funds - those funds required to be kept in "cash" or "near cash" status for immediate use by the City. Such funds must be maintained either as cash in the City treasury or in depository accounts payable or withdrawable on demand, including negotiable order of withdrawal (NOW) accounts.

Category 2 consists of "inactive" funds - those funds not required for use within the current five year period of designation of depositories. Inactive funds may be deposited or invested only as certificates of deposit maturing no later than the end of the current period of designation of depositories.

Category 3 consists of "interim" funds - those funds not needed for immediate use but which will be needed before the end of the current period of designation of depositories. Interim funds may be invested or deposited in the following securities:

- United States treasury notes, bills, bonds, or any other obligation or security issued by the United States treasury or any other obligation guaranteed as to principal or interest by the United States;
- Bonds, notes, debentures, or any other obligations or securities issued by any federal government agency or instrumentality, including but not limited to, the federal national mortgage association, federal home loan bank, federal farm credit bank, federal home loan mortgage corporation, government national mortgage association, and student loan marketing association. All federal agency securities shall be direct issuances of federal government agencies or instrumentalities;
- Written repurchase agreements in the securities listed above provided that the market value of the securities subject to the repurchase agreement must exceed the principal value of the agreement by at least two percent and be marked to market daily, and that the term of the agreement must not exceed thirty days;
- Interim deposits in eligible institutions applying for interim funds;
- Bonds and other obligations of the State of Ohio;

**NOTE 4 - CASH, CASH EQUIVALENTS AND INVESTMENTS (Continued)**

- No-load money market mutual funds consisting exclusively of obligations described in the first two bullets of this section and repurchase agreements secured by such obligations, provided that investments in securities described in this division are made only through eligible institutions, and
- The State Treasury Asset Reserve of Ohio (STAR Ohio).

Ohio Law requires that deposits be placed in eligible banks or savings and loan associations located in Ohio. Any public depository in which the City places deposits must pledge as collateral eligible securities of aggregate market value equal to the excess of deposits not insured by the Federal Deposit Insurance Corporation (FDIC). The securities pledged as collateral are pledged to a pool for each individual financial institution in amounts equal to at least 105% of the carrying value of all public deposits held by each institution. Obligations that may be pledged as collateral are limited to obligations of the United States and its agencies and obligations of any state, county, municipal corporation or other legally constituted authority of any other state, or any instrumentality of such county, municipal corporation or other authority. Based upon criteria described in GASB Statement No. 3, "*Deposits With Financial Institutions, Investments (including Repurchase Agreements and Reverse Repurchase Agreements)*," collateral held in single financial collateral pools with securities being held by the pledging financial institutions' agents in the pool's name are classified as Category 3.

The GASB has established risk categories for deposits and investments, as follows:

*Deposits:*

- Category 1 Insured or collateralized with securities held by the City or by its agent in the City's name.
- Category 2 Collateralized with securities held by the pledging financial institution's trust department or agent in the City's name.
- Category 3 Collateralized with securities held by the pledging financial institution's trust department or agent but not in the City's name.

*Investments:*

- Category 1 Insured or registered, or securities held by the City or its agent in the City's name.
- Category 2 Uninsured and unregistered, with securities held by the counterparty's trust department or agent in the City's name.
- Category 3 Uninsured and unregistered, with securities held by the counterparty or by its trust department or agent but not in the City's name.

**A. Deposits**

At year end, the carrying amount of the City's deposits was \$5,937,414 and the bank balance \$6,548,804. Federal depository insurance covered \$200,000 of the bank balance. All remaining deposits were classified as Category 3.

Investment earnings of \$543,692 earned by other funds was credited to the General Fund as required by state statute.



**NOTE 4 - CASH, CASH EQUIVALENTS AND INVESTMENTS (Continued)**

**B. Investments**

The City's investments at December 31, 2000 are summarized below:

<u>Categorized Investments</u>	<u>Category 1</u>	<u>Category 2</u>	<u>Fair Value</u>
Federal National Mortgage Association	\$1,247,275	\$0	\$1,247,275
Federal Home Loan Bank Note	2,434,686	0	2,434,686
Federal Home Loan Mortgage	688,227	0	688,227
Livingston House Bond	40,000	0	40,000
Repurchase Agreement	0	895,499	895,499
Total Categorized Investments	<u>4,410,188</u>	<u>895,499</u>	<u>5,305,687</u>
<u>Non-Categorized Investments</u>			
STAR Ohio	N/A	N/A	12,083,715
Total Non-Categorized	<u>N/A</u>	<u>N/A</u>	<u>12,083,715</u>
Total Investments	<u>\$4,410,188</u>	<u>\$895,499</u>	<u>\$17,389,402</u>

**C. Cash with Fiscal Agents**

In addition to deposits and investments, the City has cash with fiscal agents in the amount of \$5,459, all of which is classified as Category 3. This amount represents unredeemed matured bonds and interest coupons held with various trustees. Additionally, the City has uninsured and uncollateralized cash in the amount of \$403,055 being held by the Franklin County Engineer. This cash is restricted in its use for various road improvement projects.

**D. Reconciliation of Cash, Cash Equivalents and Investments**

The classification of cash, cash equivalents and investments on the combined financial statements were based on criteria set forth in GASB Statement No. 9. Repurchase agreements and certificates of deposit with an original maturity of three months or less were treated as cash equivalents. The classification of cash and cash equivalents (deposits) for purposes of this note were based on criteria set forth in GASB Statement No. 3.

A reconciliation between classifications of cash and investments on the combined financial statements and classifications per items A and B of this note are as follows:

	<u>Cash and Cash Equivalents *</u>	<u>Investments</u>
Per Combined Balance Sheet	\$18,387,139	\$4,939,677
Certificates of Deposit (with maturities of more than 3 months)	529,489	(529,489)
Investments:		
Repurchase Agreement	(895,499)	895,499
STAR Ohio	(12,083,715)	12,083,715
Per GASB Statement No. 3	<u>\$5,937,414</u>	<u>\$17,389,402</u>

\* Does not include cash with fiscal agent.

**NOTE 5 - TAXES**

**A. Property Taxes**

Property taxes include amounts levied against all real estate and public utility property, and tangible personal property located in the City and used in business. Real property taxes (other than public utility) collected during 2000 were levied after October 1, 1999 on assessed values as of January 1, 1999, the lien date. Assessed values are established by the county auditor at 35 percent of appraised market value. All property is required to be reappraised every six years and equalization adjustments made in the third year following reappraisal. The last revaluations were completed in 1999 in Franklin County and Licking County with an equalization adjustment made in 1996, and in Fairfield County, the last revaluation was completed in 1995 with an equalization adjustment in 1998. Real property taxes are paid annually or semi-annually. The first payment is due January 20; the remainder payable by June 20.

Taxes collected from tangible personal property (other than public utility) in one calendar year are levied in the prior calendar year on assessed values during and at the close of the most recent fiscal year of the taxpayer ending on or before March 31 of that calendar year, and at the tax rates determined in the preceding year. Except for public utilities, tangible personal property used in business is currently assessed for ad valorem taxation purposes at 25 percent of its true value. Amounts paid by multi-county taxpayers are due September 20 of the year assessed. Single county taxpayers may pay annually or semiannually: the first payment is due April 30; the remainder payable by September 20.

Public utility real and tangible personal property taxes collected in one calendar year are levied in the preceding calendar year on assessed values determined as of December 31 of the second year preceding the tax collection year, the lien date. Certain public utility tangible personal property is currently assessed at 88 percent of its true value. Public utility property taxes are payable on the same dates as the real property taxes described previously.

The County Treasurers collect property taxes on behalf of all taxing districts in the County including the City of Reynoldsburg. The County Auditors periodically remit to the City its portion of the taxes collected. The full tax rate for all City operations for the year ended December 31, 2000 was \$0.76 per \$1,000 of assessed value. The assessed value upon which the 2000 tax receipts were based was \$517,412,274. This amount constitutes \$479,042,490 in real property assessed value, \$17,580,930 in public utility assessed value and \$20,788,854 in tangible personal property assessed value.

Ohio law prohibits taxation of property from all taxing authorities in excess of 1% of assessed value without a vote of the people. Under current procedures, the City's share is .076% (0.76 mills) of assessed value.

**NOTE 5 - TAXES (Continued)**

**B. Income Tax**

The City levies a tax of 1.5% on all salaries, wages, commissions and other compensation and on net profits earned within the City as well as on incomes of residents earned outside the City. In the latter case, the City allows a credit of 100% of the tax paid to another municipality to a maximum of the total amount assessed.

Employers within the City are required to withhold income tax on employee compensation and remit the tax to the City either monthly or quarterly, as required. Corporations and other individual taxpayers are required to pay their estimated tax quarterly and file a declaration annually.

**NOTE 6 - RECEIVABLES**

Receivables at December 31, 2000 consisted of taxes, interest, accounts receivable, special assessments, interfund receivables and intergovernmental receivables arising from shared revenues.

**NOTE 7 - OPERATING TRANSFERS**

Following is a summary of operating transfers in and out for all funds for 2000:

Fund	Transfer In	Transfer Out
General Fund	\$7,771,989	\$1,593,551
Special Revenue Funds:		
Income Tax Fund	0	9,081,414
Permissive Tax Fund	0	121,320
Police Pension Fund	0	120,000
Street Construction, Maintenance and Repair Fund	0	10,940
COPS In School Fund	125,427	10,922
COPS More 2000 Grant Fund	3,400	0
Total Special Revenue Funds	128,827	9,344,596
Debt Service Funds:		
General Bond Retirement Fund	1,012,671	0
Taylor Square TIE Bond Retirement Fund	354,075	0
Total Debt Service Funds	1,366,746	0
Capital Projects Funds:		
Capital Improvement Fund	2,317,406	455,821
Taylor Square TIE Fund	0	354,075
Total Capital Project Funds	2,317,406	809,896
Enterprise Funds:		
Water Fund	0	79,600
Sewer Fund	224,909	64,600
Storm Water Fund	0	19,787
Solid Waste Fund	0	19,787
Total Enterprise Funds	224,909	183,774
Internal Service Fund:		
Mechanic Fund	121,940	0
Totals	\$11,931,817	\$11,931,817

**NOTE 8 - INTERFUND ACCOUNTS**

Interfund balances at December 31, 2000 consist of the following individual fund receivables and payables:

	<u>Due From Other Funds</u>	<u>Due To Other Funds</u>
General Fund	\$22,805	\$0
Special Revenue Fund:		
DUI Enforcement/Education Fund	175	0
Debt Service Fund:		
General Obligation Bond Retirement Fund	0	57,644
Enterprise Fund:		
Sewer Fund	57,644	0
Agency Fund:		
Mayor's Court	0	22,980
Totals	<u>\$80,624</u>	<u>\$80,624</u>

**NOTE 9 - FIXED ASSETS**

**A. General Fixed Assets**

Summary by category of changes in general fixed assets:

<u>Category</u>	<u>Restated December 31, 1999</u>	<u>Additions</u>	<u>Deletions</u>	<u>December 31, 2000</u>
Land	\$941,089	\$0	\$0	\$941,089
Buildings and Improvements	4,801,544	0	0	4,801,544
Land Improvements	1,068,816	0	0	1,068,816
Machinery and Equipment	2,725,807	176,667	(76,556)	2,825,918
Construction In Progress	328,055	2,611,977	0	2,940,032
Totals	<u>\$9,865,311</u>	<u>\$2,788,644</u>	<u>(\$76,556)</u>	<u>\$12,577,399</u>

Schedule of General Fixed Assets at December 31, 2000:

<u>General Fixed Assets</u>		<u>Investment in General Fixed Assets</u>	
Land	\$941,089	General Fund	\$1,957,385
Buildings and Improvements	4,801,544	Special Revenue Funds	811,265
Land Improvements	1,068,816	Capital Projects Funds	9,798,560
Machinery and Equipment	2,825,918	Enterprise Funds	4,189
Construction In Progress	2,940,032	Contributions	6,000
Total	<u>\$12,577,399</u>	Total	<u>\$12,577,399</u>

NOTE 9 - FIXED ASSETS (Continued)

**B. Proprietary Fixed Assets**

Summary by Category at December 31, 2000:

Category	Historic Cost	Accumulated Depreciation	Book Value
Enterprise			
Land	\$3,000	\$0	\$3,000
Buildings and Improvements	10,631,801	(2,733,662)	7,898,139
Machinery and Equipment	519,008	(245,038)	273,970
Construction in Progress	61,392	0	61,392
Property, Plant and Equipment	\$11,215,201	(\$2,978,700)	\$8,236,501
Internal Service			
Machinery and Equipment	\$45,560	(\$16,058)	\$29,502
Property, Plant and Equipment	\$45,560	(\$16,058)	\$29,502

NOTE 10 – DEFINED BENEFIT PENSION PLANS

All of the City’s full-time employees participate in one of two separate retirement systems which are cost-sharing multiple employer defined benefit pension plans.

**A. Public Employees Retirement System (the “PERS of Ohio”)**

The following information was provided by the PERS of Ohio to assist the City in complying with GASB Statement No. 27, “Accounting for Pensions by State and Local Government Employers.”

All employees of the City, except full-time uniformed police officers, participate in the PERS of Ohio, a cost-sharing multiple employer defined benefit pension plan. The PERS of Ohio provides retirement and disability benefits, annual cost-of-living adjustments and death benefits to plan members and beneficiaries. Chapter 145 of the Ohio Revised Code provides statutory authority to establish and amend benefits. The Public Employees Retirement System of Ohio issues a stand-alone financial report that includes financial statements and required supplementary information for the PERS of Ohio. Interested parties may obtain a copy by making a written request to 277 East Town Street, Columbus, Ohio 43215-4642 or by calling (614) 466-2085 or 1-800-222-7377.

**NOTE 10 – DEFINED BENEFIT PENSION PLANS (Continued)**

**A. Public Employees Retirement System (the “PERS of Ohio”) (Continued)**

The Ohio Revised Code provides statutory authority for employee and employer contributions. The employee contribution rate is 8.5%. The Retirement Board instituted a temporary employer contribution rate rollback for calendar year 2000. The rate rollback was 20% for state and local government divisions. The 2000 employer contribution rate for local government employer units was 10.84%, of covered payroll, 6.54% to fund the pension and 4.3% to fund health care. The 1999 and 1998 employer contribution rates were 13.55%. The contribution requirements of plan members and the City are established and may be amended by the Public Employees Retirement Board. The City's contributions to the PERS of Ohio for the years ending December 31, 2000, 1999 and 1998 were \$348,966, \$407,876 and \$357,617, respectively, which were equal to the required contributions for each year.

The PERS of Ohio provides postemployment health care benefits to age and service retirants with ten or more years of qualifying Ohio service credit and to primary survivor recipients of such retirants. Health care coverage for disability recipients is also available. The health care coverage provided by the PERS of Ohio is considered an Other Postemployment Benefit (OPEB) as described in GASB Statement No. 12. A portion of each employer's contribution to the PERS of Ohio is set aside for the funding of post retirement health care. The Ohio Revised Code provides statutory authority requiring public employers to fund postemployment health care through their contributions to the PERS of Ohio. The portion of the 2000 employer contribution rate (identified above) that was used to fund health care for the year 2000 was 4.3% of covered payroll which amounted to \$138,427.

The significant actuarial assumptions and calculations relating to postemployment health care benefits were based on the PERS of Ohio's latest actuarial review performed as of December 31, 1999. An entry age normal actuarial cost method of valuation is used in determining the present value of OPEB. The difference between assumed and actual experience (actuarial gains and losses) becomes part of unfunded actuarial accrued liability. All investments are carried at market value. For actuarial valuation purposes, a smoothed market approach is used. Under this approach assets are adjusted annually to reflect 25% of unrealized market appreciation or depreciation on investment assets. The investment assumption rate for 1999 was 7.75%. An annual increase of 4.75% compounded annually, is the base portion of the individual pay increase assumption. This assumes no change in the number of active employees. Additionally, annual pay increases, over and above the 4.75% base increase, were assumed to range from 0.54% to 5.1%. Health care costs were assumed to increase 4.75% annually.

Benefits are advanced-funded on an actuarially determined basis. The number of active contributing participants was 401,339. The actuarial value of the PERS of Ohio net assets available for OPEB at December 31, 1999 is \$10,805.5 million. The actuarially accrued liability and the unfunded actuarial accrued liability, based on the actuarial cost method used, were \$12,473.6 million and \$1,668.1 million, respectively.

**NOTE 10 – DEFINED BENEFIT PENSION PLANS (Continued)**

**B. Ohio Police and Fire Pension Fund (the “OP&F Fund”)**

All City full-time police officers participate in the OP&F Fund, a cost-sharing multiple-employer defined benefit pension plan. The OP&F Fund provides retirement and disability benefits, annual cost of living adjustments and death benefits to plan members and beneficiaries. Contribution requirements and benefit provisions are established by the Ohio State Legislature and are codified in Chapter 742 of the Ohio Revised Code. The Ohio Police and Fire Pension Fund issues a stand-alone financial report that includes financial statements and required supplementary information for the OP&F Fund. Interested parties may obtain a copy by making a written request to 140 East Town Street, Columbus, Ohio 43215-5164 or by calling (614) 228-2975.

Plan members are required to contribute 10.0% of their annual covered salary, while employers are required to contribute 19.5% for police officers. The City's contributions to the OP&F Fund for the years ending December 31, 2000, 1999 and 1998 were \$480,736, \$450,537 and \$408,436 which was equal to the required contributions for each year.

The OP&F Fund provides postemployment health care coverage to any person who received or is eligible to receive a monthly benefit check or is a spouse or eligible dependent child of such person. An eligible dependent child is any child under the age of 18 whether or not the child is attending school, or under the age of 22 if attending school on a full-time or two-thirds basis. The Ohio Revised Code provides that health care costs

paid from the funds of the OP&F Fund shall be included in the employer's contribution rate. The Ohio Revised Code also provides statutory authority allowing the Fund's Board of Trustees to provide postemployment health care coverage to all eligible individuals from the employer's contributions to the OP&F Fund.

The portion of the 2000 covered payroll that was used to fund postemployment health care benefits was \$178,735 representing 7.25% of covered payroll for police. Health care funding and accounting was on a pay-as-you-go basis. In addition, since July 1, 1992 most retirees have been required to contribute a portion of the cost of their health care coverage through a deduction from their monthly benefit payment. As of December 31, 1999, the date of the last actuarial evaluation available, the number of participants eligible to receive health care benefits was 12,467 for police. The OP&F Fund does not provide separate data on the funded status and funding progress of postemployment health care benefits. The Fund's total health care expenses for the year ended December 31, 1999 were \$95,004,633, which was net of member contributions of \$5,518,098.

**NOTE 11 - LONG-TERM DEBT AND OTHER LONG-TERM OBLIGATIONS**

Long-term debt and other long-term obligations of the City at December 31, 2000 were as follows:

				Balance		Balance
				December 31,	Issued	December 31,
				1999	(Retired)	2000
				<u>          </u>	<u>          </u>	<u>          </u>
<b>Enterprise Funds:</b>						
General Obligation Bonds:						
6.45 - 7.00%	Water System Improvement	1991	\$410,000	(\$25,000)	\$385,000	
6.45 - 7.00%	Sewer System Improvement	1991	1,480,000	(80,000)	1,400,000	
4.75 - 4.80%	Water System Improvement	1993	1,549,400	(143,350)	1,406,050	
4.4 - 5.05%	Sewer System Improvement	1998	1,066,400	(65,100)	1,001,300	
	Total General Obligation Bonds		4,505,800	(313,450)	4,192,350	
Ohio Public Works Commission Loan (OPWC):						
	Cobblestone Run/Windsor Forest Sanitary Sewers		0	959,964	959,964	
	Total Enterprise Long-Term Debt		<u>\$4,505,800</u>	<u>\$646,514</u>	<u>\$5,152,314</u>	
<b>General Long-Term Debt:</b>						
General Obligation Bonds:						
6.125%	Police Facilities	1979	\$50,000	(\$25,000)	\$25,000	
7.375%	City Hall Construction	1986	735,000	(105,000)	630,000	
6.45 - 7.00%	Taylor Road Improvement	1991	510,000	(30,000)	480,000	
4.75 - 4.80%	Street Improvement	1993	3,375,000	(175,000)	3,200,000	
4.75 - 4.80%	Parks and Recreation Improvement	1993	990,600	(91,650)	898,950	
5.00%	Real Estate Purchase	1993	60,000	(20,000)	40,000	
4.4 - 5.05%	Street Improvement	1998	653,600	(39,900)	613,700	
3.3- 4.80%	Taylor Square TIE	1999	7,920,000	0	7,920,000	
3.3- 4.80%	Downtown Revitalization	1999	390,000	(35,000)	355,000	
4.45- 5.63%	Police Facilities	2000	0	6,165,000	6,165,000	
	Total General Obligation Bonds		14,684,200	5,643,450	20,327,650	
Special Assessment Bond:						
with Governmental Commitment						
4.75 - 4.80%	Water Improvement	1991	90,000	(10,000)	80,000	
Ohio Public Works Commission Loan (OPWC):						
	Lancaster Avenue Reconstruction Loan		985,567	(55,880)	929,687	
	Total General Long-Term Debt		<u>15,759,767</u>	<u>5,577,570</u>	<u>21,337,337</u>	
<b>Other Long-Term Obligations:</b>						
Compensated Absences				559,517	37,856	597,373
Capital Leases				7,630	(6,261)	1,369
Total Other Long-Term Obligations				<u>567,147</u>	<u>31,595</u>	<u>598,742</u>
Total General Long-Term Debt and Other Long-Term Obligations				<u>\$16,326,914</u>	<u>\$5,609,165</u>	<u>\$21,936,079</u>

Special assessment general obligation bonds are used to finance street and water improvements. Debt service is financed by assessments to affected property owners. However, the City is ultimately



responsible for the debt service if the assessments are not collected. Delinquent special assessments at year end were \$7,352.

**NOTE 11 - LONG-TERM DEBT AND OTHER LONG-TERM OBLIGATIONS (Continued)**

**A. Principal and Interest Requirements**

Principal and interest requirements to retire long-term obligations outstanding at December 31, 2000 are as follows:

Years	General Obligation Bonds		Special Assessment Bond		Ohio Public Works Commission Loan	
	Principal	Interest	Principal	Interest	Principal	Interest
2001	\$1,000,000	\$1,235,679	\$10,000	\$3,840	\$109,747	\$42,398
2002	1,050,000	1,183,391	10,000	3,360	93,152	26,905
2003	1,070,000	1,129,338	10,000	2,880	94,278	25,779
2004	1,320,000	1,074,060	10,000	2,400	95,439	24,618
2005	1,375,000	1,008,784	10,000	1,920	96,634	23,422
2006-2010	6,535,000	4,015,334	30,000	2,880	502,412	97,873
2011-2015	4,685,000	2,547,308	0	0	538,215	62,070
2016-2020	3,885,000	1,540,136	0	0	359,774	20,519
2021-2025	3,600,000	499,176	0	0	0	0
Totals	<u>\$24,520,000</u>	<u>\$14,233,206</u>	<u>\$80,000</u>	<u>\$17,280</u>	<u>\$1,889,651</u>	<u>\$323,584</u>

The debt of the enterprise funds is recorded within the enterprise funds. All other debt is reflected in the General Long-Term Obligations Account Group.

**B. Defeased Debt**

In December 1993, the City defeased \$1,322,000 of General Obligation Bonds for Parks and Recreation Improvement and \$1,983,000 of General Obligation Bonds for Water System Improvement dated April 1, 1989 (the "1989 Bonds") through the issuance of \$1,483,950 of General Obligation Bonds for Parks and Recreation Improvement and \$2,321,050 of General Obligation Bonds for Water System Improvement (the "1993 Bonds"). The net proceeds of the 1993 Bonds have been invested in obligations guaranteed as to both principal and interest by the United States and placed in irrevocable escrow accounts which, including interest earned, will be used to pay the principal and interest on the refunded bonds. The refunded bonds, which have an outstanding balance of \$2,185,000 at December 31, 2000, are not included in the City's outstanding debt since the City has in-substance satisfied its obligations through the advance refunding.

**NOTE 12 - CONSTRUCTION COMMITMENTS**

As of December 31, 2000, the City had the following contracts with respect to capital projects:

Capital Project	Remaining Construction Contract	Expected Date of Completion
Police Building	\$4,433,000	September 2001
Taylor Square	265,000	July 2001

**NOTE 13 - CAPITALIZED LEASES**

The City leases two copiers under capital leases. The cost of the equipment obtained under capital leases is included in the General Fixed Assets Account Group and the related liability included in the General Long-Term Obligations Account Group.

The following is a schedule of future minimum lease payments under the capital leases together with the present value of the net minimum lease payments as of December 31, 2000:

<u>Year Ending December 31,</u>	<u>Capital Leases</u>
2001	<u>\$1,385</u>
Minimum Lease Payments	1,385
Less amount representing interest at the City's incremental borrowing rate of interest	<u>(16)</u>
Present value of minimum lease payments	<u><u>\$1,369</u></u>

**NOTE 14 - SEGMENT INFORMATION FOR ENTERPRISE FUNDS**

Included in the services provided by the City, financed primarily by user charges, are water treatment and distribution, wastewater collection and treatment, maintenance of storm water collection systems and collection of solid waste refuse. The key financial information for the year ended December 31, 2000 for these enterprise activities is as follows:

	<u>Water</u>	<u>Sewer</u>	<u>Storm Water</u>	<u>Solid Waste</u>	<u>Total</u>
Operating Revenues	\$2,011,012	\$3,245,554	\$316,982	\$942,490	\$6,516,038
Depreciation	103,588	99,546	11,182	0	214,316
Operating Income (Loss)	(235,186)	184,086	141,368	99,105	189,373
Operating Transfers In	0	224,909	0	0	224,909
Operating Transfers Out	(79,600)	(64,600)	(19,787)	(19,787)	(183,774)
Net Income (Loss)	(433,167)	171,400	121,581	79,318	(60,868)
Property, Plant and Equipment:					
Additions	74,303	1,050,747	5,617	0	1,130,667
Deletions	(43,126)	0	0	0	(43,126)
Assets	6,436,045	8,049,398	422,931	419,885	15,328,259
Net Working Capital	2,328,434	3,036,050	305,588	265,676	5,935,748
Bonds/Loans Payable	1,791,050	3,361,264	0	0	5,152,314
Contributed Capital:					
Additions	934,689	702,553	2,995	0	1,640,237
Total Equity	4,154,168	4,131,649	354,344	265,676	8,905,837

**NOTE 15 - CONTRIBUTED CAPITAL**

A schedule of changes in contributed capital is presented below:

	<u>Water Fund</u>	<u>Sewer Fund</u>	<u>Storm Water Fund</u>	<u>Total</u>
Balance at Beginning of Year	\$3,878,020	\$2,975,257	\$44,747	\$6,898,024
Additions:				
Tap in Fees in Excess of Cost	934,689	702,553	0	1,637,242
Contributions from Other Funds	<u>0</u>	<u>0</u>	<u>2,995</u>	<u>2,995</u>
Balance at End of Year	<u><u>\$4,812,709</u></u>	<u><u>\$3,677,810</u></u>	<u><u>\$47,742</u></u>	<u><u>\$8,538,261</u></u>

**NOTE 16 - RISK MANAGEMENT**

The City is exposed to various risks of loss related to torts; theft of, damage to, and destruction of assets; errors and omissions; and natural disasters. During 2000 the City contracted with several different insurance providers for various insurance coverages, as follows:

<u>Insurance Provider</u>	<u>Coverage</u>	<u>Deductible</u>
Westfield Company	Automobile	\$100/500 Comprehensive; \$250/500/1,000 Collision
St. Paul Mercury Insurance Company	General Liability	\$0
St. Paul Mercury Insurance Company	Property Casualty	\$1,000
St. Paul Mercury Insurance Company	Crime	\$0
St. Paul Mercury Insurance Company	Computer	\$1,000
St. Paul Mercury Insurance Company	Earthquake	\$25,000
St. Paul Mercury Insurance Company	Flood	\$25,000
St. Paul Mercury Insurance Company	Fine Arts	\$250
St. Paul Mercury Insurance Company	Employee Liability	\$0
St. Paul Mercury Insurance Company	Difference in Conditions	\$25,000
St. Paul Mercury Insurance Company	Miscellaneous Equipment	\$250
CNA Insurance	Boiler and Machinery	\$500
St. Paul Mercury Insurance Company	Police Liability	\$10,000
St. Paul Mercury Insurance Company	Public Officials Liability	\$10,000
St. Paul Mercury Insurance Company	Museum	\$250
St. Paul Mercury Insurance Company	Employee Loss of Benefit	\$1,000
St. Paul Mercury Insurance Company	Umbrella Excess Liability	\$10,000

There has been no significant reduction in insurance coverages from coverages in the prior year. In addition, settled claims resulting from these risks have not exceeded commercial insurance coverages in any of the past three fiscal years.

Workers' compensation claims are covered through the City's participation in the State of Ohio's program. The City pays the State Workers' Compensation System a premium based upon a rate per \$100 of payroll. The rate is determined based on accident history and administrative costs.

**NOTE 17 - CONTINGENCIES**

The City is a party to various legal proceedings which seek damages or injunctive relief generally incidental to its operations and pending projects. The City's management is of the opinion that the ultimate disposition of various claims and legal proceedings will not have a material effect, if any, on the financial condition of the City.

***COMBINING AND INDIVIDUAL FUND AND ACCOUNT GROUP  
STATEMENTS AND SCHEDULES***

---

---

***THE FOLLOWING COMBINING STATEMENTS AND SCHEDULES INCLUDE  
THE GENERAL FUND, SPECIAL REVENUE FUNDS, DEBT SERVICE FUNDS,  
CAPITAL PROJECTS FUNDS, ENTERPRISE FUNDS, FIDUCIARY FUNDS AND  
THE GENERAL FIXED ASSETS ACCOUNT GROUP.***

***GENERAL FUND***

---

---

The General Fund is used to account for government resources not accounted for in any other fund. The General Fund balance is available to the City for any purpose provided it is expended or transferred according to the Charter and/or the general laws of Ohio.

**THE CITY OF REYNOLDSBURG, OHIO**  
**SCHEDULE OF REVENUES, EXPENDITURES**  
**AND CHANGES IN FUND BALANCES**  
**BUDGET AND ACTUAL (NON-GAAP BUDGETARY BASIS)**  
**FOR THE YEAR ENDED DECEMBER 31, 2000**

**GENERAL FUND**

	<u>Revised Budget</u>	<u>Actual</u>	Variance: Favorable (Unfavorable)
<u>Revenues:</u>			
Property Taxes	\$187,253	\$182,864	(\$4,389)
Other Local Taxes	<u>148,603</u>	<u>208,984</u>	<u>60,381</u>
Total Taxes	335,856	391,848	55,992
Intergovernmental Revenues	1,577,631	1,850,911	273,280
Charges for Services	98,100	109,698	11,598
Licenses and Permits	321,640	358,321	36,681
Investment Earnings	660,000	976,691	316,691
Fines and Forfeitures	292,600	370,313	77,713
All Other Revenues	<u>12,000</u>	<u>42,932</u>	<u>30,932</u>
Total Revenues	<u>3,297,827</u>	<u>4,100,714</u>	<u>802,887</u>
<u>Expenditures:</u>			
Security of Persons and Property:			
Police Department:			
Personal Services	3,829,648	3,661,447	168,201
Materials and Supplies	198,976	159,886	39,090
Contractual Services	1,053,465	944,890	108,575
Capital Outlay	<u>122,043</u>	<u>105,234</u>	<u>16,809</u>
Total Security of Persons and Property	<u>5,204,132</u>	<u>4,871,457</u>	<u>332,675</u>
Public Health and Welfare Services:			
Miscellaneous:			
Contractual Services	<u>173,628</u>	<u>141,032</u>	<u>32,596</u>
Total Public Health and Welfare Services	<u>173,628</u>	<u>141,032</u>	<u>32,596</u>
Leisure Time Activities:			
Recreation Department:			
Personal Services	470,278	444,396	25,882
Materials and Supplies	85,113	82,531	2,582
Contractual Services	304,303	287,577	16,726
Capital Outlay	<u>21,000</u>	<u>21,000</u>	<u>0</u>
Total Leisure Time Activities	<u>880,694</u>	<u>835,504</u>	<u>45,190</u>

(Continued)

**THE CITY OF REYNOLDSBURG, OHIO**  
**SCHEDULE OF REVENUES, EXPENDITURES**  
**AND CHANGES IN FUND BALANCES**  
**BUDGET AND ACTUAL (NON-GAAP BUDGETARY BASIS)**  
**FOR THE YEAR ENDED DECEMBER 31, 2000**

**GENERAL FUND**

	Revised Budget	Actual	Variance: Favorable (Unfavorable)
Community Environment:			
Building Department:			
Personal Services	365,289	353,542	11,747
Materials and Supplies	12,400	11,822	578
Contractual Services	172,770	158,875	13,895
Capital Outlay	42,300	40,166	2,134
Total Building Department	<u>592,759</u>	<u>564,405</u>	<u>28,354</u>
Service Department:			
Personal Services	247,123	224,056	23,067
Materials and Supplies	90,600	70,102	20,498
Contractual Services	263,904	213,475	50,429
Capital Outlay	3,500	2,720	780
Total Service Department	<u>605,127</u>	<u>510,353</u>	<u>94,774</u>
Total Community Environment	<u>1,197,886</u>	<u>1,074,758</u>	<u>123,128</u>
General Government:			
Mayor:			
Personal Services	126,669	123,602	3,067
Materials and Supplies	14,000	13,165	835
Contractual Services	47,611	40,112	7,499
Capital Outlay	1,000	0	1,000
Total Mayor	<u>189,280</u>	<u>176,879</u>	<u>12,401</u>
City Council:			
Personal Services	124,502	120,995	3,507
Materials and Supplies	2,000	720	1,280
Contractual Services	123,604	90,271	33,333
Capital Outlay	300	0	300
Total City Council	<u>250,406</u>	<u>211,986</u>	<u>38,420</u>
Auditor:			
Personal Services	231,789	212,797	18,992
Materials and Supplies	5,150	5,060	90
Contractual Services	136,218	109,765	26,453
Capital Outlay	3,296	2,698	598
Total Auditor	<u>376,453</u>	<u>330,320</u>	<u>46,133</u>

(Continued)

**THE CITY OF REYNOLDSBURG, OHIO**  
**SCHEDULE OF REVENUES, EXPENDITURES**  
**AND CHANGES IN FUND BALANCES**  
**BUDGET AND ACTUAL (NON-GAAP BUDGETARY BASIS)**  
**FOR THE YEAR ENDED DECEMBER 31, 2000**

**GENERAL FUND**

	Revised Budget	Actual	Variance: Favorable (Unfavorable)
City Attorney:			
Personal Services	239,810	221,056	18,754
Materials and Supplies	3,191	874	2,317
Contractual Services	195,094	172,822	22,272
Capital Outlay	949	516	433
Total City Attorney	<u>439,044</u>	<u>395,268</u>	<u>43,776</u>
Development Director:			
Personal Services	110,325	108,362	1,963
Materials and Supplies	1,540	1,229	311
Contractual Services	211,248	199,486	11,762
Capital Outlay	2,250	330	1,920
Total Development Director	<u>325,363</u>	<u>309,407</u>	<u>15,956</u>
Clerk of Court:			
Personal Services	136,917	129,128	7,789
Materials and Supplies	7,700	6,657	1,043
Contractual Services	258,549	247,418	11,131
Capital Outlay	7,000	7,000	0
Total Clerk of Court	<u>410,166</u>	<u>390,203</u>	<u>19,963</u>
Human Resources:			
Personal Services	106,324	79,227	27,097
Materials and Supplies	11,115	6,147	4,968
Contractual Services	57,779	47,935	9,844
Capital Outlay	900	700	200
Total Human Resources	<u>176,118</u>	<u>134,009</u>	<u>42,109</u>
Computer Systems:			
Personal Services	74,365	63,611	10,754
Materials and Supplies	5,100	4,827	273
Contractual Services	294,092	286,168	7,924
Capital Outlay	14,141	10,718	3,423
Total Computer Systems	<u>387,698</u>	<u>365,324</u>	<u>22,374</u>

(Continued)



**THE CITY OF REYNOLDSBURG, OHIO**  
**SCHEDULE OF REVENUES, EXPENDITURES**  
**AND CHANGES IN FUND BALANCES**  
**BUDGET AND ACTUAL (NON-GAAP BUDGETARY BASIS)**  
**FOR THE YEAR ENDED DECEMBER 31, 2000**

**GENERAL FUND**

	Revised Budget	Actual	Variance: Favorable (Unfavorable)
Commissions:			
Personal Services	3,205	3,181	24
Materials and Supplies	400	185	215
Contractual Services	26,880	18,899	7,981
Capital Outlay	300	0	300
Total Commissions	<u>30,785</u>	<u>22,265</u>	<u>8,520</u>
General Administrative:			
Personal Services	578,799	26,448	552,351
Materials and Supplies	10,955	7,274	3,681
Contractual Services	304,452	263,919	40,533
Capital Outlay	12,000	11,878	122
Total General Administrative	<u>906,206</u>	<u>309,519</u>	<u>596,687</u>
Total General Government	<u>3,491,519</u>	<u>2,645,180</u>	<u>846,339</u>
Total Expenditures	<u>10,947,859</u>	<u>9,567,931</u>	<u>1,379,928</u>
Excess (Deficiency) of Revenues Over (Under) Expenditures	(7,650,032)	(5,467,217)	2,182,815
<u>Other Financing Sources (Uses):</u>			
Proceeds from Sale of Fixed Assets	2,000	1,873	(127)
Operating Transfers In	6,230,144	7,795,320	1,565,176
Operating Transfers Out	(1,628,367)	(1,593,551)	34,816
Advances In	0	493,906	493,906
Advances Out	(493,906)	(493,906)	0
Total Other Financing Sources (Uses):	<u>4,109,871</u>	<u>6,203,642</u>	<u>2,093,771</u>
Excess (Deficiency) of Revenues and Other Financing Sources Over (Under) Expenditures and Other Financing Uses	(3,540,161)	736,425	4,276,586
Fund Balance at Beginning of Year	5,418,598	5,418,598	0
Prior Year Encumbrances	479,976	479,976	0
Fund Balance at End of Year	<u>\$2,358,413</u>	<u>\$6,634,999</u>	<u>\$4,276,586</u>

---

---

## ***SPECIAL REVENUE FUNDS***

---

---

Special Revenue funds are used to account for the proceeds of specific revenue sources (other than amounts relating to expendable trusts or major capital projects) that are legally restricted to expenditures for specified purposes.

**Income Tax Fund**

To account for the collections of the municipal income tax as required by City Ordinance.

**Permissive Tax Fund**

To account for the permissive auto license taxes levied for street construction, maintenance and repair.

**Police Pension Fund**

To account for taxes levied toward partial payment of the current and accrued liability for police disability and pension.

**Street Construction, Maintenance and Repair Fund**

To account for State levied and controlled gasoline tax and motor vehicle registration fees designated for street maintenance and repair.

**State Highway Fund**

To account for the portion of the State gasoline tax and motor vehicle registration fees designated for the maintenance and repair of State highways within the City.

**Community Oriented Policing Services (COPS) Fast Grant Fund**

To account for federal grant monies designated for the cost of additional police officers.

**Diversion Grant Fund**

To account for state grant monies designated for the cost of counseling and police personnel services aimed at juvenile misdemeanor delinquency offenders.

**Community Oriented Policing Services (COPS) In School Fund**

To account for federal grant monies designated for the cost of placing police officers in local schools.

(Continued)

***SPECIAL REVENUE FUNDS***

---

---

**Community Oriented Policing Services (COPS) More 2000 Grant Fund**

To account for federal grant monies designated for the cost of additional police officers.

**Law Enforcement Fund**

To account for the proceeds from the confiscation of contraband.

**Drug Law Enforcement Fund**

To account for mandatory fines collected for drug offenses.

**Safety Belt Program Fund**

To account for monies used for safety belt education programs.

**DUI Enforcement / Education Fund**

To account for financial resources used to educate the public regarding laws governing the operation of motor vehicles while under the influence of alcohol.

**Federal Forfeiture Fund**

To account for monies from the United States Marshall allocated to the City based upon the City's participation in the confiscation of contraband.

**THE CITY OF REYNOLDSBURG, OHIO**  
**COMBINING BALANCE SHEET**  
**SPECIAL REVENUE FUNDS**  
**DECEMBER 31, 2000**

	<u>Income Tax</u>	<u>Permissive Tax</u>	<u>Police Pension</u>	<u>Street Construction, Maintenance and Repair</u>
<u>Assets:</u>				
Cash and Cash Equivalents	\$1,124,649	\$206,319	\$30,858	\$113,702
Investments	40,000	304,801	0	167,974
Receivables (net of allowances for doubtful accounts)				
Taxes	1,838,289	0	151,932	0
Accounts	0	0	0	263
Interest	0	189	0	107
Due from Other Funds	0	0	0	0
Intergovernmental Receivable	0	15,718	0	60,577
Inventory of Supplies at Cost	0	0	0	103,910
Restricted Assets:				
Cash with Fiscal Agent	0	403,055	0	0
Total Assets	<u>\$3,002,938</u>	<u>\$930,082</u>	<u>\$182,790</u>	<u>\$446,533</u>
<u>Liabilities and Fund Equity:</u>				
<u>Liabilities:</u>				
Accounts Payable	\$19	\$1,442	\$0	\$25,278
Accrued Wages and Benefits	1,948	0	0	17,971
Deferred Revenue	346,890	403,055	151,163	0
Total Liabilities	<u>348,857</u>	<u>404,497</u>	<u>151,163</u>	<u>43,249</u>
<u>Fund Equity:</u>				
Reserved for Encumbrances	0	0	0	9,443
Reserved for Supplies Inventory	0	0	0	103,910
Unreserved	2,654,081	525,585	31,627	289,931
Total Fund Equity	<u>2,654,081</u>	<u>525,585</u>	<u>31,627</u>	<u>403,284</u>
Total Liabilities and Fund Equity	<u>\$3,002,938</u>	<u>\$930,082</u>	<u>\$182,790</u>	<u>\$446,533</u>

**THE CITY OF REYNOLDSBURG, OHIO**  
**COMBINING BALANCE SHEET**  
**SPECIAL REVENUE FUNDS**  
**DECEMBER 31, 2000**

State Highway	COPS Fast Grant	Diversion Grant	COPS In School	COPS More 2000 Grant	Law Enforcement	Drug Law Enforcement
\$37,637	\$7,500	\$75,766	\$110,776	\$3,400	\$13,875	\$5,811
55,602	0	0	0	0	0	0
0	0	0	0	0	0	0
0	0	0	0	0	0	0
35	0	0	0	0	0	0
0	0	0	0	0	0	0
4,912	0	0	0	0	0	970
0	0	0	0	0	0	0
0	0	0	0	0	0	0
<u>\$98,186</u>	<u>\$7,500</u>	<u>\$75,766</u>	<u>\$110,776</u>	<u>\$3,400</u>	<u>\$13,875</u>	<u>\$6,781</u>
\$1,245	\$0	\$0	\$0	\$0	\$0	\$0
0	0	0	2,872	0	0	0
0	0	0	0	0	0	0
<u>1,245</u>	<u>0</u>	<u>0</u>	<u>2,872</u>	<u>0</u>	<u>0</u>	<u>0</u>
0	0	0	0	0	300	810
0	0	0	0	0	0	0
96,941	7,500	75,766	107,904	3,400	13,575	5,971
<u>96,941</u>	<u>7,500</u>	<u>75,766</u>	<u>107,904</u>	<u>3,400</u>	<u>13,875</u>	<u>6,781</u>
<u>\$98,186</u>	<u>\$7,500</u>	<u>\$75,766</u>	<u>\$110,776</u>	<u>\$3,400</u>	<u>\$13,875</u>	<u>\$6,781</u>

(Continued)

**THE CITY OF REYNOLDSBURG, OHIO**  
**COMBINING BALANCE SHEET**  
**SPECIAL REVENUE FUNDS**  
**DECEMBER 31, 2000**

	Safety Belt Program	DUI Enforcement / Education	Federal Forfeiture	Totals
<u>Assets:</u>				
Cash and Cash Equivalents	\$3,375	\$16,040	\$5,075	\$1,754,783
Investments	0	0	0	568,377
Receivables (net of allowances for doubtful accounts)				
Taxes	0	0	0	1,990,221
Accounts	0	0	0	263
Interest	0	0	0	331
Due from Other Funds	0	175	0	175
Intergovernmental Receivable	0	413	0	82,590
Inventory of Supplies at Cost	0	0	0	103,910
Restricted Assets:				
Cash with Fiscal Agent	0	0	0	403,055
Total Assets	<u>\$3,375</u>	<u>\$16,628</u>	<u>\$5,075</u>	<u>\$4,903,705</u>
<u>Liabilities and Fund Equity:</u>				
Liabilities:				
Accounts Payable	\$0	\$0	\$0	\$27,984
Accrued Wages and Benefits	0	0	0	22,791
Deferred Revenue	0	0	0	901,108
Total Liabilities	<u>0</u>	<u>0</u>	<u>0</u>	<u>951,883</u>
Fund Equity:				
Reserved for Encumbrances	0	0	0	10,553
Reserved for Supplies Inventory	0	0	0	103,910
Unreserved	3,375	16,628	5,075	3,837,359
Total Fund Equity	<u>3,375</u>	<u>16,628</u>	<u>5,075</u>	<u>3,951,822</u>
Total Liabilities and Fund Equity	<u>\$3,375</u>	<u>\$16,628</u>	<u>\$5,075</u>	<u>\$4,903,705</u>

**THE CITY OF REYNOLDSBURG, OHIO**  
**COMBINING STATEMENT OF REVENUES, EXPENDITURES AND CHANGES IN FUND BALANCE**  
**SPECIAL REVENUE FUNDS**  
**FOR THE YEAR ENDED DECEMBER 31, 2000**

	Income Tax	Permissive Tax	Police Pension	Street Construction, Maintenance and Repair
<b>Revenues:</b>				
Taxes	\$10,031,764	\$0	\$134,185	\$0
Intergovernmental Revenues	0	208,379	16,273	733,330
Investment Earnings	73,440	20,209	0	10,542
Fines and Forfeitures	0	0	0	0
All Other Revenues	0	0	0	9,633
Total Revenues	<u>10,105,204</u>	<u>228,588</u>	<u>150,458</u>	<u>753,505</u>
<b>Expenditures:</b>				
Current:				
Security of Persons and Property	0	0	1,061	0
Transportation	0	5,316	0	676,884
General Government	168,240	0	0	0
Debt Service:				
Principal Retirement	0	0	0	14,100
Interest and Fiscal Charges	0	0	0	7,314
Total Expenditures	<u>168,240</u>	<u>5,316</u>	<u>1,061</u>	<u>698,298</u>
Excess (Deficiency) of Revenues Over (Under) Expenditures	9,936,964	223,272	149,397	55,207
<b>Other Financing Sources (Uses):</b>				
Operating Transfers In	0	0	0	0
Operating Transfers Out	<u>(9,081,414)</u>	<u>(121,320)</u>	<u>(120,000)</u>	<u>(10,940)</u>
Total Other Financing Sources (Uses)	<u>(9,081,414)</u>	<u>(121,320)</u>	<u>(120,000)</u>	<u>(10,940)</u>
Excess (Deficiency) of Revenues and Other Financing Sources Over (Under) Expenditures and Other Financing Uses	855,550	101,952	29,397	44,267
Fund Balance at Beginning of Year	1,798,531	423,633	2,230	342,584
Increase in Inventory Reserve	0	0	0	16,433
Fund Balance at End of Year	<u><u>\$2,654,081</u></u>	<u><u>\$525,585</u></u>	<u><u>\$31,627</u></u>	<u><u>\$403,284</u></u>

(Continued)

**THE CITY OF REYNOLDSBURG, OHIO**  
**COMBINING STATEMENT OF REVENUES, EXPENDITURES AND CHANGES IN FUND BALANCE**  
**SPECIAL REVENUE FUNDS**  
**FOR THE YEAR ENDED DECEMBER 31, 2000**

	State Highway	COPS Fast Grant	Diversion Grant	COPS In School
<u>Revenues:</u>				
Taxes	\$0	\$0	\$0	\$0
Intergovernmental Revenues	59,460	7,500	0	34,967
Investment Earnings	4,107	0	0	0
Fines and Forfeitures	0	0	0	0
All Other Revenues	0	0	0	0
Total Revenues	63,567	7,500	0	34,967
<u>Other Financing Sources (Uses):</u>				
Current:				
Security of Persons and Property	0	0	0	41,568
Transportation	50,032	0	0	0
General Government	0	0	0	0
Debt Service:				
Principal Retirement	0	0	0	0
Interest and Fiscal Charges	0	0	0	0
Total Expenditures	50,032	0	0	41,568
Excess (Deficiency) of Revenues Over (Under) Expenditures	13,535	7,500	0	(6,601)
<u>Other Financing Sources (Uses):</u>				
Operating Transfers In	0	0	0	125,427
Operating Transfers Out	0	0	0	(10,922)
Total Other Financing Sources (Uses)	0	0	0	114,505
Excess (Deficiency) of Revenues and Other Financing Sources Over (Under) Expenditures and Other Financing Uses	13,535	7,500	0	107,904
Fund Balance at Beginning of Year	83,406	0	75,766	0
Increase in Inventory Reserve	0	0	0	0
Fund Balance at End of Year	\$96,941	\$7,500	\$75,766	\$107,904



**THE CITY OF REYNOLDSBURG, OHIO**  
**COMBINING STATEMENT OF REVENUES, EXPENDITURES AND CHANGES IN FUND BALANCE**  
**SPECIAL REVENUE FUNDS**  
**FOR THE YEAR ENDED DECEMBER 31, 2000**

COPS More 2000 Grant	Law Enforcement	Drug Law Enforcement	Safety Belt Program	DUI Enforcement / Education	Federal Forfeiture	Totals
\$0	\$0	\$0	\$0	\$0	\$0	\$10,165,949
0	0	0	0	0	0	1,059,909
0	0	0	0	0	0	108,298
0	7,025	2,038	1,094	7,160	0	17,317
0	0	0	0	0	0	9,633
0	7,025	2,038	1,094	7,160	0	11,361,106
0	13,931	1,425	0	7,331	7,000	72,316
0	0	0	0	0	0	732,232
0	0	0	0	0	0	168,240
0	0	0	0	0	0	14,100
0	0	0	0	0	0	7,314
0	13,931	1,425	0	7,331	7,000	994,202
0	(6,906)	613	1,094	(171)	(7,000)	10,366,904
3,400	0	0	0	0	0	128,827
0	0	0	0	0	0	(9,344,596)
3,400	0	0	0	0	0	(9,215,769)
3,400	(6,906)	613	1,094	(171)	(7,000)	1,151,135
0	20,781	6,168	2,281	16,799	12,075	2,784,254
0	0	0	0	0	0	16,433
<u>\$3,400</u>	<u>\$13,875</u>	<u>\$6,781</u>	<u>\$3,375</u>	<u>\$16,628</u>	<u>\$5,075</u>	<u>\$3,951,822</u>

**THE CITY OF REYNOLDSBURG, OHIO**  
**SCHEDULE OF REVENUES, EXPENDITURES AND CHANGES IN FUND BALANCE**  
**BUDGET AND ACTUAL (NON-GAAP BUDGETARY BASIS)**  
**SPECIAL REVENUE FUNDS**  
**FOR THE YEAR ENDED DECEMBER 31, 2000**

**INCOME TAX FUND**

	Revised Budget	Actual	Variance: Favorable (Unfavorable)
<u>Revenues:</u>			
Municipal Income Tax	\$9,439,896	\$9,443,931	\$4,035
Investment Earnings	62,000	73,440	11,440
Total Revenues	<u>9,501,896</u>	<u>9,517,371</u>	<u>15,475</u>
<u>Expenditures:</u>			
General Government:			
Personal Services	43,953	42,730	1,223
Materials and Supplies	1,600	1,386	214
Contractual Services	214,807	124,144	90,663
Capital Outlay	560	357	203
Total Expenditures	<u>260,920</u>	<u>168,617</u>	<u>92,303</u>
Excess (Deficiency) of Revenues Over (Under) Expenditures	9,240,976	9,348,754	107,778
<u>Other Financing Sources (Uses):</u>			
Operating Transfers Out	<u>(9,081,414)</u>	<u>(9,081,414)</u>	<u>0</u>
Total Other Financing Sources (Uses)	<u>(9,081,414)</u>	<u>(9,081,414)</u>	<u>0</u>
Excess (Deficiency) of Revenues and Other Financing Sources Over (Under) Expenditures and Other Financing Uses	159,562	267,340	107,778
Fund Balance at Beginning of Year	897,309	897,309	0
Prior Year Encumbrances	0	0	0
Fund Balance at End of Year	<u><u>\$1,056,871</u></u>	<u><u>\$1,164,649</u></u>	<u><u>\$107,778</u></u>

**THE CITY OF REYNOLDSBURG, OHIO**  
**SCHEDULE OF REVENUES, EXPENDITURES AND CHANGES IN FUND BALANCE**  
**BUDGET AND ACTUAL (NON-GAAP BUDGETARY BASIS)**  
**SPECIAL REVENUE FUNDS**  
**FOR THE YEAR ENDED DECEMBER 31, 2000**

**PERMISSIVE TAX FUND**

	Revised Budget	Actual	Variance: Favorable (Unfavorable)
<u>Revenues:</u>			
Intergovernmental Revenues	\$250,000	\$210,932	(\$39,068)
Investment Earnings	20,000	18,764	(1,236)
Total Revenues	<u>270,000</u>	<u>229,696</u>	<u>(40,304)</u>
<u>Expenditures:</u>			
Transportation:			
Contractual Services	13,897	3,874	10,023
Capital Outlay	7,359	0	7,359
Total Expenditures	<u>21,256</u>	<u>3,874</u>	<u>17,382</u>
Excess (Deficiency) of Revenues Over (Under) Expenditures	248,744	225,822	(22,922)
<u>Other Financing Sources (Uses):</u>			
Operating Transfers Out	<u>(121,320)</u>	<u>(121,320)</u>	<u>0</u>
Total Other Financing Sources (Uses)	<u>(121,320)</u>	<u>(121,320)</u>	<u>0</u>
Excess (Deficiency) of Revenues and Other Financing Sources Over (Under) Expenditures and Other Financing Uses	127,424	104,502	(22,922)
Fund Balance at Beginning of Year	404,874	404,874	0
Prior Year Encumbrances	147	147	0
Fund Balance at End of Year	<u><u>\$532,445</u></u>	<u><u>\$509,523</u></u>	<u><u>(\$22,922)</u></u>

**THE CITY OF REYNOLDSBURG, OHIO**  
**SCHEDULE OF REVENUES, EXPENDITURES AND CHANGES IN FUND BALANCE**  
**BUDGET AND ACTUAL (NON-GAAP BUDGETARY BASIS)**  
**SPECIAL REVENUE FUNDS**  
**FOR THE YEAR ENDED DECEMBER 31, 2000**

**POLICE PENSION FUND**

	Revised Budget	Actual	Variance: Favorable (Unfavorable)
<u>Revenues:</u>			
Property Taxes	\$138,098	\$134,067	(\$4,031)
Intergovernmental Revenues	12,797	16,273	3,476
Total Revenues	<u>150,895</u>	<u>150,340</u>	<u>(555)</u>
<u>Expenditures:</u>			
Security of Persons and Property:			
Contractual Services	1,061	1,061	0
Total Expenditures	<u>1,061</u>	<u>1,061</u>	<u>0</u>
Excess (Deficiency) of Revenues Over (Under) Expenditures	149,834	149,279	(555)
<u>Other Financing Sources (Uses):</u>			
Operating Transfers Out	(120,000)	(120,000)	0
Total Other Financing Sources (Uses)	<u>(120,000)</u>	<u>(120,000)</u>	<u>0</u>
Excess (Deficiency) of Revenues and Other Financing Sources Over (Under) Expenditures and Other Financing Uses	29,834	29,279	(555)
Fund Balance at Beginning of Year	1,579	1,579	0
Fund Balance at End of Year	<u><u>\$31,413</u></u>	<u><u>\$30,858</u></u>	<u><u>(\$555)</u></u>

**THE CITY OF REYNOLDSBURG, OHIO**  
**SCHEDULE OF REVENUES, EXPENDITURES AND CHANGES IN FUND BALANCE**  
**BUDGET AND ACTUAL (NON-GAAP BUDGETARY BASIS)**  
**SPECIAL REVENUE FUNDS**  
**FOR THE YEAR ENDED DECEMBER 31, 2000**

**STREET CONSTRUCTION, MAINTENANCE AND REPAIR FUND**

	Revised Budget	Actual	Variance: Favorable (Unfavorable)
<u>Revenues:</u>			
Intergovernmental Revenues	\$690,000	\$731,694	\$41,694
Investment Earnings	25,000	9,913	(15,087)
All Other Revenues	0	9,510	9,510
Total Revenues	<u>715,000</u>	<u>751,117</u>	<u>36,117</u>
<u>Expenditures:</u>			
Transportation:			
Personal Services	389,906	355,417	34,489
Materials and Supplies	158,848	154,651	4,197
Contractual Services	158,150	152,353	5,797
Capital Outlay	117,049	28,980	88,069
Debt Service:			
Principal Retirement	14,100	14,100	0
Interest and Fiscal Charges	7,362	7,314	48
Total Expenditures	<u>845,415</u>	<u>712,815</u>	<u>132,600</u>
Excess (Deficiency) of Revenues Over (Under) Expenditures	(130,415)	38,302	168,717
<u>Other Financing Sources (Uses):</u>			
Operating Transfers Out	(10,940)	(10,940)	0
Total Other Financing Sources (Uses)	<u>(10,940)</u>	<u>(10,940)</u>	<u>0</u>
Excess (Deficiency) of Revenues and Other Financing Sources Over (Under) Expenditures and Other Financing Uses	(141,355)	27,362	168,717
Fund Balance at Beginning of Year	212,703	212,703	0
Prior Year Encumbrances	8,921	8,921	0
Fund Balance at End of Year	<u><u>\$80,269</u></u>	<u><u>\$248,986</u></u>	<u><u>\$168,717</u></u>

**THE CITY OF REYNOLDSBURG, OHIO**  
**SCHEDULE OF REVENUES, EXPENDITURES AND CHANGES IN FUND BALANCE**  
**BUDGET AND ACTUAL (NON-GAAP BUDGETARY BASIS)**  
**SPECIAL REVENUE FUNDS**  
**FOR THE YEAR ENDED DECEMBER 31, 2000**

**STATE HIGHWAY FUND**

	Revised Budget	Actual	Variance: Favorable (Unfavorable)
<u>Revenues:</u>			
Intergovernmental Revenues	\$55,000	\$59,327	\$4,327
Investment Earnings	3,000	3,898	898
Total Revenues	<u>58,000</u>	<u>63,225</u>	<u>5,225</u>
<u>Expenditures:</u>			
Transportation:			
Materials and Supplies	32,000	29,426	2,574
Contractual Services	24,500	20,722	3,778
Total Expenditures	<u>56,500</u>	<u>50,148</u>	<u>6,352</u>
Excess (Deficiency) of Revenues Over (Under) Expenditures	1,500	13,077	11,577
Fund Balance at Beginning of Year	<u>79,871</u>	<u>79,871</u>	<u>0</u>
Fund Balance at End of Year	<u><u>\$81,371</u></u>	<u><u>\$92,948</u></u>	<u><u>\$11,577</u></u>

**THE CITY OF REYNOLDSBURG, OHIO**  
**SCHEDULE OF REVENUES, EXPENDITURES AND CHANGES IN FUND BALANCE**  
**BUDGET AND ACTUAL (NON-GAAP BUDGETARY BASIS)**  
**SPECIAL REVENUE FUNDS**  
**FOR THE YEAR ENDED DECEMBER 31, 2000**

**COPS FAST GRANT FUND**

	Revised Budget	Actual	Variance: Favorable (Unfavorable)
<u>Revenues:</u>			
Intergovernmental Revenues	\$7,500	\$7,500	\$0
Total Revenues	7,500	7,500	0
<u>Expenditures:</u>			
Total Expenditures	0	0	0
Excess (Deficiency) of Revenues Over (Under) Expenditures	7,500	7,500	0
Fund Balance at Beginning of Year	0	0	0
Fund Balance at End of Year	\$7,500	\$7,500	\$0

**THE CITY OF REYNOLDSBURG, OHIO**  
**SCHEDULE OF REVENUES, EXPENDITURES AND CHANGES IN FUND BALANCE**  
**BUDGET AND ACTUAL (NON-GAAP BUDGETARY BASIS)**  
**SPECIAL REVENUE FUNDS**  
**FOR THE YEAR ENDED DECEMBER 31, 2000**

**DIVERSION GRANT FUND**

	Revised Budget	Actual	Variance: Favorable (Unfavorable)
<u>Revenues:</u>			
Total Revenues	\$0	\$0	\$0
<u>Expenditures:</u>			
Total Expenditures	0	0	0
Excess (Deficiency) of Revenues Over (Under) Expenditures	0	0	0
Fund Balance at Beginning of Year	75,766	75,766	0
Fund Balance at End of Year	<u>\$75,766</u>	<u>\$75,766</u>	<u>\$0</u>



**THE CITY OF REYNOLDSBURG, OHIO**  
**SCHEDULE OF REVENUES, EXPENDITURES AND CHANGES IN FUND BALANCE**  
**BUDGET AND ACTUAL (NON-GAAP BUDGETARY BASIS)**  
**SPECIAL REVENUE FUNDS**  
**FOR THE YEAR ENDED DECEMBER 31, 2000**

**COPS IN SCHOOL FUND**

	<u>Revised Budget</u>	<u>Actual</u>	Variance: Favorable (Unfavorable)
<u>Revenues:</u>			
Intergovernmental Revenues	\$23,589	\$34,967	\$11,378
Total Revenues	<u>23,589</u>	<u>34,967</u>	<u>11,378</u>
<u>Expenditures:</u>			
Security of Persons and Property:			
Personal Services	92,631	38,696	53,935
Total Expenditures	<u>92,631</u>	<u>38,696</u>	<u>53,935</u>
Excess (Deficiency) of Revenues Over (Under) Expenditures	(69,042)	(3,729)	65,313
<u>Other Financing Sources (Uses):</u>			
Operating Transfers In	125,427	125,427	0
Operating Transfers Out	<u>(32,796)</u>	<u>(10,922)</u>	<u>21,874</u>
Total Other Financing Sources (Uses)	<u>92,631</u>	<u>114,505</u>	<u>21,874</u>
Excess (Deficiency) of Revenues and Other Financing Sources Over (Under) Expenditures and Other Financing Uses	23,589	110,776	87,187
Fund Balance at Beginning of Year	<u>0</u>	<u>0</u>	<u>0</u>
Fund Balance at End of Year	<u><u>\$23,589</u></u>	<u><u>\$110,776</u></u>	<u><u>\$87,187</u></u>

**THE CITY OF REYNOLDSBURG, OHIO**  
**SCHEDULE OF REVENUES, EXPENDITURES AND CHANGES IN FUND BALANCE**  
**BUDGET AND ACTUAL (NON-GAAP BUDGETARY BASIS)**  
**SPECIAL REVENUE FUNDS**  
**FOR THE YEAR ENDED DECEMBER 31, 2000**

**COPS MORE 2000 GRANT FUND**

	<u>Revised Budget</u>	<u>Actual</u>	<u>Variance: Favorable (Unfavorable)</u>
<u>Revenues:</u>			
Total Revenues	\$0	\$0	\$0
<u>Expenditures:</u>			
Security of Persons and Property:			
Personal Services	3,400	0	3,400
Total Expenditures	3,400	0	3,400
Excess (Deficiency) of Revenues Over (Under) Expenditures	(3,400)	0	3,400
<u>Other Financing Sources (Uses):</u>			
Operating Transfers In	3,400	3,400	0
Total Other Financing Sources (Uses)	3,400	3,400	0
Excess (Deficiency) of Revenues and Other Financing Sources Over (Under) Expenditures and Other Financing Uses	0	3,400	3,400
Fund Balance at Beginning of Year	0	0	0
Fund Balance at End of Year	<u>\$0</u>	<u>\$3,400</u>	<u>\$3,400</u>

**THE CITY OF REYNOLDSBURG, OHIO**  
**SCHEDULE OF REVENUES, EXPENDITURES AND CHANGES IN FUND BALANCE**  
**BUDGET AND ACTUAL (NON-GAAP BUDGETARY BASIS)**  
**SPECIAL REVENUE FUNDS**  
**FOR THE YEAR ENDED DECEMBER 31, 2000**

**LAW ENFORCEMENT FUND**

	Revised Budget	Actual	Variance: Favorable (Unfavorable)
<u>Revenues:</u>			
Fines and Forfeitures	\$7,024	\$7,025	\$1
Total Revenues	7,024	7,025	1
<u>Expenditures:</u>			
Security of Persons and Property:			
Materials and Supplies	27,805	14,231	13,574
Total Expenditures	27,805	14,231	13,574
Excess (Deficiency) of Revenues Over (Under) Expenditures	(20,781)	(7,206)	13,575
Fund Balance at Beginning of Year	20,781	20,781	0
Fund Balance at End of Year	\$0	\$13,575	\$13,575

**THE CITY OF REYNOLDSBURG, OHIO**  
**SCHEDULE OF REVENUES, EXPENDITURES AND CHANGES IN FUND BALANCE**  
**BUDGET AND ACTUAL (NON-GAAP BUDGETARY BASIS)**  
**SPECIAL REVENUE FUNDS**  
**FOR THE YEAR ENDED DECEMBER 31, 2000**

**DRUG LAW ENFORCEMENT FUND**

	Revised Budget	Actual	Variance: Favorable (Unfavorable)
<u>Revenues:</u>			
Fines and Forfeitures	\$0	\$1,388	\$1,388
Total Revenues	0	1,388	1,388
<u>Expenditures:</u>			
Security of Persons and Property:			
Materials and Supplies	5,246	2,235	3,011
Total Expenditures	5,246	2,235	3,011
Excess (Deficiency) of Revenues Over (Under) Expenditures	(5,246)	(847)	4,399
Fund Balance at Beginning of Year	5,848	5,848	0
Fund Balance at End of Year	\$602	\$5,001	\$4,399

**THE CITY OF REYNOLDSBURG, OHIO**  
**SCHEDULE OF REVENUES, EXPENDITURES AND CHANGES IN FUND BALANCE**  
**BUDGET AND ACTUAL (NON-GAAP BUDGETARY BASIS)**  
**SPECIAL REVENUE FUNDS**  
**FOR THE YEAR ENDED DECEMBER 31, 2000**

**SAFETY BELT PROGRAM FUND**

	Revised Budget	Actual	Variance: Favorable (Unfavorable)
<u>Revenues:</u>			
Fines and Forfeitures	\$1,094	\$1,094	\$0
Total Revenues	1,094	1,094	0
<u>Expenditures:</u>			
Security of Persons and Property:			
Materials and Supplies	3,375	0	3,375
Total Expenditures	3,375	0	3,375
Excess (Deficiency) of Revenues Over (Under) Expenditures	(2,281)	1,094	3,375
Fund Balance at Beginning of Year	2,281	2,281	0
Fund Balance at End of Year	<u>\$0</u>	<u>\$3,375</u>	<u>\$3,375</u>

**THE CITY OF REYNOLDSBURG, OHIO**  
**SCHEDULE OF REVENUES, EXPENDITURES AND CHANGES IN FUND BALANCE**  
**BUDGET AND ACTUAL (NON-GAAP BUDGETARY BASIS)**  
**SPECIAL REVENUE FUNDS**  
**FOR THE YEAR ENDED DECEMBER 31, 2000**

**DUI ENFORCEMENT / EDUCATION FUND**

	Revised Budget	Actual	Variance: Favorable (Unfavorable)
<u>Revenues:</u>			
Fines and Forfeitures	\$6,984	\$7,107	\$123
Total Revenues	6,984	7,107	123
<u>Expenditures:</u>			
Security of Persons and Property:			
Materials and Supplies	22,730	7,331	15,399
Total Expenditures	22,730	7,331	15,399
Excess (Deficiency) of Revenues Over (Under) Expenditures	(15,746)	(224)	15,522
Fund Balance at Beginning of Year	16,264	16,264	0
Fund Balance at End of Year	\$518	\$16,040	\$15,522

**THE CITY OF REYNOLDSBURG, OHIO**  
**SCHEDULE OF REVENUES, EXPENDITURES AND CHANGES IN FUND BALANCE**  
**BUDGET AND ACTUAL (NON-GAAP BUDGETARY BASIS)**  
**SPECIAL REVENUE FUNDS**  
**FOR THE YEAR ENDED DECEMBER 31, 2000**

**FEDERAL FORFEITURE FUND**

	Revised Budget	Actual	Variance: Favorable (Unfavorable)
<u>Revenues:</u>			
Fines and Forfeitures	\$500	\$0	(\$500)
Total Revenues	500	0	(500)
<u>Expenditures:</u>			
Security of Persons and Property:			
Materials and Supplies	12,075	7,000	5,075
Total Expenditures	12,075	7,000	5,075
Excess (Deficiency) of Revenues Over (Under) Expenditures	(11,575)	(7,000)	4,575
Fund Balance at Beginning of Year	12,075	12,075	0
Fund Balance at End of Year	\$500	\$5,075	\$4,575

## ***DEBT SERVICE FUNDS***

---

---

The Debt Service Funds are used to account for the accumulation of resources and payment of general obligation bond principal and interest from governmental resources and special assessment levies when the government is obligated in some manner for payment.

### **General Debt Retirement Fund**

To account for resources that are used for payment of principal, interest and fiscal charges on general obligation debt.

### **Taylor Square Tax Debt Retirement Fund**

To account for resources that are used for payment of principal, interest and fiscal charges on the Taylor Square debt.



**THE CITY OF REYNOLDSBURG, OHIO**  
**COMBINING BALANCE SHEET**  
**DEBT SERVICE FUNDS**  
**DECEMBER 31, 2000**

	<u>General Debt Retirement</u>	<u>Taylor Square Tax Debt Retirement</u>	<u>Totals</u>
<u>Assets:</u>			
Cash and Cash Equivalents	\$492,587	\$94,067	\$586,654
Investments	0	138,967	138,967
Receivables (net of allowances for doubtful accounts)			
Taxes	31,157	0	31,157
Special Assessments	77,406	0	77,406
Restricted Assets:			
Cash with Fiscal Agent	<u>5,459</u>	<u>0</u>	<u>5,459</u>
Total Assets	<u>\$606,609</u>	<u>\$233,034</u>	<u>\$839,643</u>
<u>Liabilities and Fund Equity:</u>			
Liabilities:			
Due to Other Funds	\$57,644	\$0	\$57,644
Matured Bonds and Interest Payable	5,459	0	5,459
Deferred Revenue	<u>108,408</u>	<u>0</u>	<u>108,408</u>
Total Liabilities	<u>171,511</u>	<u>0</u>	<u>171,511</u>
Fund Equity:			
Reserved for Debt Service	<u>435,098</u>	<u>233,034</u>	<u>668,132</u>
Total Fund Equity	<u>435,098</u>	<u>233,034</u>	<u>668,132</u>
Total Liabilities and Fund Equity	<u>\$606,609</u>	<u>\$233,034</u>	<u>\$839,643</u>

**THE CITY OF REYNOLDSBURG, OHIO**  
**COMBINING STATEMENT OF REVENUES, EXPENDITURES AND CHANGES IN FUND BALANCE**  
**DEBT SERVICE FUNDS**  
**FOR THE YEAR ENDED DECEMBER 31, 2000**

	General Debt Retirement	Taylor Square Tax Debt Retirement	Totals
<u>Revenues:</u>			
Taxes	\$27,673	\$0	\$27,673
Intergovernmental Revenues	3,383	0	3,383
Investment Earnings	0	34,871	34,871
Special Assessments	11,921	0	11,921
All Other Revenues	179	0	179
	<hr/>	<hr/>	<hr/>
Total Revenues	43,156	34,871	78,027
<u>Expenditures:</u>			
Debt Service:			
Principal Retirement	573,330	0	573,330
Interest and Fiscal Charges	481,936	354,075	836,011
	<hr/>	<hr/>	<hr/>
Total Expenditures	1,055,266	354,075	1,409,341
Excess (Deficiency) of Revenues Over (Under) Expenditures	(1,012,110)	(319,204)	(1,331,314)
<u>Other Financing Sources (Uses):</u>			
Operating Transfers In	1,012,671	354,075	1,366,746
	<hr/>	<hr/>	<hr/>
Total Other Financing Sources (Uses)	1,012,671	354,075	1,366,746
Excess (Deficiency) of Revenues and Other Financing Sources Over (Under) Expenditures and Other Financing Uses	561	34,871	35,432
Fund Balance at Beginning of Year	434,537	198,163	632,700
	<hr/>	<hr/>	<hr/>
Fund Balance at End of Year	\$435,098	\$233,034	\$668,132
	<hr/>	<hr/>	<hr/>

**THE CITY OF REYNOLDSBURG, OHIO**  
**SCHEDULE OF REVENUES, EXPENDITURES AND CHANGES IN FUND BALANCE**  
**BUDGET AND ACTUAL (NON-GAAP BUDGETARY BASIS)**  
**DEBT SERVICE FUNDS**  
**FOR THE YEAR ENDED DECEMBER 31, 2000**

**GENERAL DEBT RETIREMENT FUND**

	<u>Revised Budget</u>	<u>Actual</u>	Variance: Favorable (Unfavorable)
<u>Revenues</u>			
Taxes	\$28,368	\$27,671	(\$697)
Intergovernmental Revenues	3,000	3,383	383
Special Assessments	14,320	11,921	(2,399)
All Other Revenues	<u>0</u>	<u>179</u>	<u>179</u>
Total Revenues	<u>45,688</u>	<u>43,154</u>	<u>(2,534)</u>
<u>Expenditures</u>			
Debt Service:			
Principal Retirement	573,330	573,330	0
Interest and Fiscal Charges	<u>481,938</u>	<u>481,936</u>	<u>2</u>
Total Expenditures	<u>1,055,268</u>	<u>1,055,266</u>	<u>2</u>
Excess (Deficiency) of Revenues Over (Under) Expenditures	(1,009,580)	(1,012,112)	(2,532)
<u>Other Financing Sources (Uses)</u>			
Operating Transfers In	<u>1,009,152</u>	<u>1,012,671</u>	<u>3,519</u>
Total Other Financing Sources (Uses)	<u>1,009,152</u>	<u>1,012,671</u>	<u>3,519</u>
Excess (Deficiency) of Revenues and Other Financing Sources Over (Under) Expenditures and Other Financing Uses	(428)	559	987
Fund Balance at Beginning of Year	<u>492,028</u>	<u>492,028</u>	<u>0</u>
Fund Balance at End of Year	<u><u>\$491,600</u></u>	<u><u>\$492,587</u></u>	<u><u>\$987</u></u>

**THE CITY OF REYNOLDSBURG, OHIO**  
**SCHEDULE OF REVENUES, EXPENDITURES AND CHANGES IN FUND BALANCE**  
**BUDGET AND ACTUAL (NON-GAAP BUDGETARY BASIS)**  
**DEBT SERVICE FUNDS**  
**FOR THE YEAR ENDED DECEMBER 31, 2000**

**TAYLOR SQUARE TAX DEBT RETIREMENT FUND**

	<u>Revised Budget</u>	<u>Actual</u>	Variance: Favorable (Unfavorable)
<u>Revenues</u>			
Investment Earnings	\$0	\$34,364	\$34,364
All Other Revenues	<u>0</u>	<u>0</u>	<u>0</u>
Total Revenues	<u>0</u>	<u>34,364</u>	<u>34,364</u>
<u>Expenditures</u>			
Debt Service:			
Interest and Fiscal Charges	<u>354,075</u>	<u>354,075</u>	<u>0</u>
Total Expenditures	<u>354,075</u>	<u>354,075</u>	<u>0</u>
Excess (Deficiency) of Revenues Over (Under) Expenditures	(354,075)	(319,711)	34,364
<u>Other Financing Sources (Uses)</u>			
Operating Transfers In	<u>354,075</u>	<u>354,075</u>	<u>0</u>
Total Other Financing Sources (Uses)	<u>354,075</u>	<u>354,075</u>	<u>0</u>
Excess (Deficiency) of Revenues and Other Financing Sources Over (Under) Expenditures and Other Financing Uses	0	34,364	34,364
Fund Balance at Beginning of Year	<u>197,942</u>	<u>197,942</u>	<u>0</u>
Fund Balance at End of Year	<u><u>\$197,942</u></u>	<u><u>\$232,306</u></u>	<u><u>\$34,364</u></u>

## *CAPITAL PROJECTS FUNDS*

---

---

The Capital Projects Funds are used to account for the financial resources to be used for the acquisition or construction of major capital facilities, other than those financed by proprietary or trust funds.

### **Capital Improvement Fund**

To account for financial resources used for the major capital construction and/or improvement projects undertaken by the City.

### **Sidewalk Construction Fund**

To account for fees collected from sidewalk permits used for sidewalk rehabilitation projects.

### **Taylor Square Tax Increment Equivalent (TIE) Fund**

To account for financial resources and expenditures related to the Taylor Square Municipal Public Improvement Project.

**THE CITY OF REYNOLDSBURG, OHIO**  
**COMBINING BALANCE SHEET**  
**CAPITAL PROJECTS FUNDS**  
**DECEMBER 31, 2000**

	<u>Capital Improvement</u>	<u>Sidewalk Construction</u>	<u>Taylor Square TIE</u>	<u>Totals</u>
<u>Assets:</u>				
Cash and Cash Equivalents	\$5,794,363	\$450,074	\$637,037	\$6,881,474
Receivables (net of allowances for doubtful accounts)				
Special Assessments	<u>0</u>	<u>271,324</u>	<u>0</u>	<u>271,324</u>
Total Assets	<u><u>\$5,794,363</u></u>	<u><u>\$721,398</u></u>	<u><u>\$637,037</u></u>	<u><u>\$7,152,798</u></u>
<u>Liabilities and Fund Equity:</u>				
<u>Liabilities:</u>				
Accounts Payable	\$395,791	\$0	\$0	\$395,791
Retainage Payable	126,252	0	0	126,252
Deferred Revenue	<u>0</u>	<u>271,324</u>	<u>0</u>	<u>271,324</u>
Total Liabilities	<u>522,043</u>	<u>271,324</u>	<u>0</u>	<u>793,367</u>
<u>Fund Equity:</u>				
Reserved for Encumbrances	4,218,071	35,655	11,901	4,265,627
Unreserved	<u>1,054,249</u>	<u>414,419</u>	<u>625,136</u>	<u>2,093,804</u>
Total Fund Equity	<u>5,272,320</u>	<u>450,074</u>	<u>637,037</u>	<u>6,359,431</u>
Total Liabilities and Fund Equity	<u><u>\$5,794,363</u></u>	<u><u>\$721,398</u></u>	<u><u>\$637,037</u></u>	<u><u>\$7,152,798</u></u>

**THE CITY OF REYNOLDSBURG, OHIO**  
**COMBINING STATEMENT OF REVENUES, EXPENDITURES AND CHANGES IN FUND BALANCE**  
**CAPITAL PROJECT FUNDS**  
**FOR THE YEAR ENDED DECEMBER 31, 2000**

	<u>Capital Improvement</u>	<u>Sidewalk Construction</u>	<u>Taylor Square TIE</u>	<u>Totals</u>
<b>Revenues:</b>				
Intergovernmental Revenues	\$6,824	\$0	\$0	\$6,824
Licenses and Permits	0	55,931	0	55,931
Investment Earnings	155,432	0	65,825	221,257
Special Assessments	<u>0</u>	<u>39,961</u>	<u>0</u>	<u>39,961</u>
Total Revenues	<u>162,256</u>	<u>95,892</u>	<u>65,825</u>	<u>323,973</u>
<b>Expenditures:</b>				
Capital Outlay	3,740,758	33,035	1,159,540	4,933,333
Debt Service:				
Interest and Fiscal Charges	<u>136,397</u>	<u>0</u>	<u>0</u>	<u>136,397</u>
Total Expenditures	<u>3,877,155</u>	<u>33,035</u>	<u>1,159,540</u>	<u>5,069,730</u>
Excess (Deficiency) of Revenues Over (Under) Expenditures	(3,714,899)	62,857	(1,093,715)	(4,745,757)
<b>Other Financing Sources (Uses):</b>				
Proceeds from General Obligation Bonds	6,165,000	0	0	6,165,000
Operating Transfers In	2,317,406	0	0	2,317,406
Operating Transfers Out	<u>(455,821)</u>	<u>0</u>	<u>(354,075)</u>	<u>(809,896)</u>
Total Other Financing Sources (Uses)	<u>8,026,585</u>	<u>0</u>	<u>(354,075)</u>	<u>7,672,510</u>
Excess (Deficiency) of Revenues and Other Financing Sources Over (Under) Expenditures and Other Financing Uses	4,311,686	62,857	(1,447,790)	2,926,753
Fund Balance at Beginning of Year	<u>960,634</u>	<u>387,217</u>	<u>2,084,827</u>	<u>3,432,678</u>
Fund Balance at End of Year	<u>\$5,272,320</u>	<u>\$450,074</u>	<u>\$637,037</u>	<u>\$6,359,431</u>

**THE CITY OF REYNOLDSBURG, OHIO**  
**SCHEDULE OF REVENUES, EXPENDITURES AND CHANGES IN FUND BALANCE**  
**BUDGET AND ACTUAL (NON-GAAP BUDGETARY BASIS)**  
**CAPITAL PROJECTS FUNDS**  
**FOR THE YEAR ENDED DECEMBER 31, 2000**

**CAPITAL IMPROVEMENT FUND**

	Revised Budget	Actual	Variance: Favorable (Unfavorable)
<u>Revenues:</u>			
Intergovernmental Revenues	\$0	\$6,824	\$6,824
Investment Earnings	126,350	155,432	29,082
Total Revenues	126,350	162,256	35,906
<u>Expenditures:</u>			
Capital Outlay	8,250,402	8,058,360	192,042
Debt Service:			
Interest and Fiscal Charges	136,397	136,397	0
Total Expenditures	8,386,799	8,194,757	192,042
Excess (Deficiency) of Revenues Over (Under) Expenditures	(8,260,449)	(8,032,501)	227,948
<u>Other Financing Sources (Uses):</u>			
Proceeds of General Obligation Bonds	6,165,000	6,165,000	0
Operating Transfers In	2,317,406	2,317,406	0
Operating Transfers Out	(455,821)	(455,821)	0
Advances In	493,906	493,906	0
Advances Out	(493,906)	(493,906)	0
Total Other Financing Sources (Uses)	8,026,585	8,026,585	0
Excess (Deficiency) of Revenues and Other Financing Sources Over (Under) Expenditures and Other Financing Uses	(233,864)	(5,916)	227,948
Fund Balance at Beginning of Year	774,788	774,788	0
Prior Year Encumbrances	411,629	411,629	0
Fund Balance at End of Year	\$952,553	\$1,180,501	\$227,948



**THE CITY OF REYNOLDSBURG, OHIO**  
**SCHEDULE OF REVENUES, EXPENDITURES AND CHANGES IN FUND BALANCE**  
**BUDGET AND ACTUAL (NON-GAAP BUDGETARY BASIS)**  
**CAPITAL PROJECTS FUNDS**  
**FOR THE YEAR ENDED DECEMBER 31, 2000**

**SIDEWALK CONSTRUCTION FUND**

	Revised Budget	Actual	Variance: Favorable (Unfavorable)
<u>Revenues:</u>			
Licenses and Permits	\$32,000	\$55,931	\$23,931
Special Assessments	33,000	39,961	6,961
Total Revenues	65,000	95,892	30,892
<u>Expenditures:</u>			
Capital Outlay	71,917	71,917	0
Total Expenditures	71,917	71,917	0
Excess (Deficiency) of Revenues Over (Under) Expenditures	(6,917)	23,975	30,892
Fund Balance at Beginning of Year	318,843	318,843	0
Prior Year Encumbrances	71,601	71,601	0
Fund Balance at End of Year	\$383,527	\$414,419	\$30,892

**THE CITY OF REYNOLDSBURG, OHIO**  
**SCHEDULE OF REVENUES, EXPENDITURES AND CHANGES IN FUND BALANCE**  
**BUDGET AND ACTUAL (NON-GAAP BUDGETARY BASIS)**  
**CAPITAL PROJECTS FUNDS**  
**FOR THE YEAR ENDED DECEMBER 31, 2000**

**TAYLOR SQUARE TIE FUND**

	Revised Budget	Actual	Variance: Favorable (Unfavorable)
<u>Revenues:</u>			
Investment Earnings	\$20,000	\$65,825	\$45,825
Total Revenues	20,000	65,825	45,825
<u>Expenditures:</u>			
Capital Outlay	1,424,808	1,171,441	253,367
Debt Service:			
Interest and Fiscal Charges	10,530	0	10,530
Total Expenditures	1,435,338	1,171,441	263,897
Excess (Deficiency) of Revenues Over (Under) Expenditures	(1,415,338)	(1,105,616)	309,722
<u>Other Financing Sources (Uses):</u>			
Operating Transfers In	664,855	0	(664,855)
Operating Transfers Out	(354,075)	(354,075)	0
Total Other Financing Sources (Uses)	310,780	(354,075)	(664,855)
Excess (Deficiency) of Revenues and Other Financing Sources Over (Under) Expenditures and Other Financing Uses	(1,104,558)	(1,459,691)	(355,133)
Fund Balance at Beginning of Year	657,453	657,453	0
Prior Year Encumbrances	1,427,374	1,427,374	0
Fund Balance at End of Year	\$980,269	\$625,136	(\$355,133)

## ***ENTERPRISE FUNDS***

---

---

The enterprise funds are used to account for operations that are financed and operated in a manner similar to private business enterprise, whereby the intent of the City is that the costs of providing goods or services to the general public on a continuing basis be financed or recovered primarily through user charges; or where the City has decided that periodic determination of net income is appropriate for accountability purposes.

### **Water Fund**

To account for the operation of the City's water service.

### **Sewer Fund**

To account for the operation of the City's sanitary sewer service.

### **Storm Water Fund**

To account for the City's storm water drainage operations.

### **Solid Waste Fund**

To account for the City's solid waste collection and disposal operations.

**THE CITY OF REYNOLDSBURG, OHIO**  
**COMBINING BALANCE SHEET**  
**ENTERPRISE FUNDS**  
**DECEMBER 31, 2000**

	Water	Sewer	Storm Water	Solid Waste	Totals
<u>Assets:</u>					
Cash and Cash Equivalents	\$2,224,825	\$2,677,685	\$332,822	\$419,885	\$5,655,217
Receivables (net of allowances for doubtful accounts):					
Accounts	471,986	791,009	0	0	1,262,995
Due from Other Funds	0	57,644	0	0	57,644
Intergovernmental Receivables	0	39,500	0	0	39,500
Inventory of Supplies at Cost	16,236	0	7,167	0	23,403
Restricted Assets:					
Cash and Cash Equivalents	52,999	0	0	0	52,999
Property, Plant and Equipment	4,962,536	6,143,746	108,919	0	11,215,201
Less Accumulated Depreciation	(1,292,537)	(1,660,186)	(25,977)	0	(2,978,700)
Net Fixed Assets	<u>3,669,999</u>	<u>4,483,560</u>	<u>82,942</u>	<u>0</u>	<u>8,236,501</u>
Total Assets	<u><u>\$6,436,045</u></u>	<u><u>\$8,049,398</u></u>	<u><u>\$422,931</u></u>	<u><u>\$419,885</u></u>	<u><u>\$15,328,259</u></u>
<u>Liabilities and Fund Equity:</u>					
Liabilities:					
Accounts Payable	\$10,679	\$105,292	\$204	\$71,250	\$187,425
Accrued Wages and Benefits	13,464	9,503	4,603	0	27,570
Intergovernmental Payable	352,671	379,043	0	0	731,714
Due to Others	52,999	0	0	0	52,999
Accrued Interest Payable	7,799	35,950	0	0	43,749
Deferred Revenue	0	0	29,594	82,959	112,553
Compensated Absences Payable	53,215	26,697	34,186	0	114,098
General Obligation Bonds Payable	1,791,050	2,401,300	0	0	4,192,350
Ohio Public Works Commission Loan Payable	<u>0</u>	<u>959,964</u>	<u>0</u>	<u>0</u>	<u>959,964</u>
Total Liabilities	<u>2,281,877</u>	<u>3,917,749</u>	<u>68,587</u>	<u>154,209</u>	<u>6,422,422</u>
Fund Equity:					
Contributed Capital	4,812,709	3,677,810	47,742	0	8,538,261
Retained Earnings:					
Unreserved	<u>(658,541)</u>	<u>453,839</u>	<u>306,602</u>	<u>265,676</u>	<u>367,576</u>
Total Fund Equity	<u>4,154,168</u>	<u>4,131,649</u>	<u>354,344</u>	<u>265,676</u>	<u>8,905,837</u>
Total Liabilities and Fund Equity	<u><u>\$6,436,045</u></u>	<u><u>\$8,049,398</u></u>	<u><u>\$422,931</u></u>	<u><u>\$419,885</u></u>	<u><u>\$15,328,259</u></u>

**THE CITY OF REYNOLDSBURG, OHIO**  
**COMBINING STATEMENT OF REVENUES, EXPENSES AND CHANGES IN RETAINED EARNINGS**  
**ENTERPRISE FUNDS**  
**FOR THE YEAR ENDED DECEMBER 31, 2000**

	<u>Water</u>	<u>Sewer</u>	<u>Storm Water</u>	<u>Solid Waste</u>	<u>Totals</u>
<b><u>Operating Revenues:</u></b>					
Charges for Services	\$2,010,673	\$3,245,554	\$316,982	\$942,490	\$6,515,699
Other Operating Revenues	<u>339</u>	<u>0</u>	<u>0</u>	<u>0</u>	<u>339</u>
Total Operating Revenues	<u>2,011,012</u>	<u>3,245,554</u>	<u>316,982</u>	<u>942,490</u>	<u>6,516,038</u>
<b><u>Operating Expenses:</u></b>					
Personal Services	292,557	211,015	102,478	0	606,050
Materials and Supplies	180,351	15,135	14,298	294	210,078
Contractual Services	1,669,702	2,735,772	47,656	843,091	5,296,221
Depreciation	<u>103,588</u>	<u>99,546</u>	<u>11,182</u>	<u>0</u>	<u>214,316</u>
Total Operating Expenses	<u>2,246,198</u>	<u>3,061,468</u>	<u>175,614</u>	<u>843,385</u>	<u>6,326,665</u>
Operating Income (Loss)	(235,186)	184,086	141,368	99,105	189,373
<b><u>Nonoperating Revenues (Expenses):</u></b>					
Interest and Fiscal Charges	(101,399)	(172,995)	0	0	(274,394)
Loss on Disposal of Fixed Asset	<u>(16,982)</u>	<u>0</u>	<u>0</u>	<u>0</u>	<u>(16,982)</u>
Total Nonoperating Revenues (Expense)	<u>(118,381)</u>	<u>(172,995)</u>	<u>0</u>	<u>0</u>	<u>(291,376)</u>
Income (Loss) Before Operating Transfers	(353,567)	11,091	141,368	99,105	(102,003)
<b><u>Operating Transfers:</u></b>					
Operating Transfers In	0	224,909	0	0	224,909
Operating Transfers Out	<u>(79,600)</u>	<u>(64,600)</u>	<u>(19,787)</u>	<u>(19,787)</u>	<u>(183,774)</u>
Total Operating Transfers	<u>(79,600)</u>	<u>160,309</u>	<u>(19,787)</u>	<u>(19,787)</u>	<u>41,135</u>
Net Income (Loss)	(433,167)	171,400	121,581	79,318	(60,868)
<b>Retained Earnings (Accumulated Deficit)</b>					
at Beginning of Year (Restated)	<u>(225,374)</u>	<u>282,439</u>	<u>185,021</u>	<u>186,358</u>	<u>428,444</u>
Retained Earnings (Accumulated Deficit) at End of Year	<u>(\$658,541)</u>	<u>\$453,839</u>	<u>\$306,602</u>	<u>\$265,676</u>	<u>\$367,576</u>

**THE CITY OF REYNOLDSBURG, OHIO**  
**COMBINING STATEMENT OF CASH FLOWS**  
**ENTERPRISE FUNDS**  
**FOR THE YEAR ENDED DECEMBER 31, 2000**

	<u>Water</u>	<u>Sewer</u>	<u>Storm Water</u>	<u>Solid Waste</u>	<u>Totals</u>
<u>Cash Flows from Operating Activities:</u>					
Cash Received from Customers	\$1,963,722	\$3,246,167	\$324,199	\$942,481	\$6,476,569
Cash Payments for Goods and Services	(1,916,502)	(2,781,635)	(67,161)	(840,963)	(5,606,261)
Cash Payments to Employees	(291,732)	(199,557)	(100,784)	0	(592,073)
Net Cash Provided (Used) by Operating Activities	<u>(244,512)</u>	<u>264,975</u>	<u>156,254</u>	<u>101,518</u>	<u>278,235</u>
<u>Cash Flows from Noncapital Financing Activities:</u>					
Transfers In from Other Fund	0	224,909	0	0	224,909
Transfers Out to Other Funds	(79,600)	(64,600)	(19,787)	(19,787)	(183,774)
Net Cash Provided (Used) by Noncapital Financing Activities	<u>(79,600)</u>	<u>160,309</u>	<u>(19,787)</u>	<u>(19,787)</u>	<u>41,135</u>
<u>Cash Flows from Capital and Related Financing Activities:</u>					
Cash Received from Tap-in Fees in Excess of Cost	934,689	702,553	0	0	1,637,242
Acquisition and Construction of Assets	(65,575)	(52,919)	(2,622)	0	(121,116)
Principal Paid on General Obligation Bonds	(168,350)	(145,100)	0	0	(313,450)
Interest Paid on All Debt	(102,110)	(149,504)	0	0	(251,614)
Net Cash Provided (Used) by Capital and Related Financing Activities	<u>598,654</u>	<u>355,030</u>	<u>(2,622)</u>	<u>0</u>	<u>951,062</u>
<u>Cash Flows from Investing Activities:</u>					
Sale of Investments	1,303,187	1,234,290	129,440	219,978	2,886,895
Net Cash Provided by Investing Activities	<u>1,303,187</u>	<u>1,234,290</u>	<u>129,440</u>	<u>219,978</u>	<u>2,886,895</u>
Net Increase in Cash and Cash Equivalents	1,577,729	2,014,604	263,285	301,709	4,157,327
Cash and Cash Equivalents at Beginning of Year	700,095	663,081	69,537	118,176	1,550,889
Cash and Cash Equivalents at End of Year	<u>\$2,277,824</u>	<u>\$2,677,685</u>	<u>\$332,822</u>	<u>\$419,885</u>	<u>\$5,708,216</u>
<u>Reconciliation of Cash and Cash Equivalents per the Balance Sheet:</u>					
Cash and Cash Equivalents	\$2,224,825	\$2,677,685	\$332,822	\$419,885	\$5,655,217
Restricted Cash and Cash Equivalents	52,999	0	0	0	52,999
Cash and Cash Equivalents at End of Year	<u>\$2,277,824</u>	<u>\$2,677,685</u>	<u>\$332,822</u>	<u>\$419,885</u>	<u>\$5,708,216</u>

(continued)

**THE CITY OF REYNOLDSBURG, OHIO**  
**COMBINING STATEMENT OF CASH FLOWS**  
**ENTERPRISE FUNDS**  
**FOR THE YEAR ENDED DECEMBER 31, 2000**

	<u>Water</u>	<u>Sewer</u>	<u>Storm Water</u>	<u>Solid Waste</u>	<u>Totals</u>
<u>Reconciliation of Operating Income (Loss) to Net Cash</u>					
<u>Provided (Used) by Operating Activities:</u>					
Operating Income (Loss)	(\$235,186)	\$184,086	\$141,368	\$99,105	\$189,373
Adjustments to Reconcile Operating Income (Loss) to					
Net Cash Provided (Used) by Operating Activities:					
Depreciation Expense	103,588	99,546	11,182	0	214,316
Miscellaneous Nonoperating Income	1,147	0	0	0	1,147
Changes in Assets and Liabilities:					
(Increase) Decrease in Accounts Receivable	(48,437)	613	0	0	(47,824)
Increase in Inventory	(3,694)	0	(2,264)	0	(5,958)
Increase (Decrease) in Accounts Payable	(2,311)	102	(2,912)	2,422	(2,699)
Increase (Decrease) in Accrued Wages and	(3,375)	887	(674)	0	(3,162)
Decrease in Intergovernmental Payable	(60,329)	(30,792)	0	0	(91,121)
Increase (Decrease) in Deferred Revenue	0	0	7,217	(9)	7,208
Increase in Compensated Absences	4,085	10,533	2,337	0	16,955
Total Adjustments	<u>(9,326)</u>	<u>80,889</u>	<u>14,886</u>	<u>2,413</u>	<u>88,862</u>
Net Cash Provided (Used) by Operating Activities	<u>(\$244,512)</u>	<u>\$264,975</u>	<u>\$156,254</u>	<u>\$101,518</u>	<u>\$278,235</u>

Schedule of Noncash Investing, Capital and Financing Activities:

During 2000 the Water and Sewer Fund had outstanding liabilities of \$8,728 and \$95,492, respectively, for the purchase of certain capital assets. During 2000, the Sewer Fund incurred a liability of \$959,964 to the Ohio Public Works Commission for construction payments made by the Commission directly to contractors. The Storm Water Fund received \$2,995 of capital assets contributed by other funds.

---

---

## ***FIDUCIARY FUND TYPES***

---

---

Fiduciary fund types are used to account for assets held by the City in a trustee capacity or as an agent for individuals, private organizations, other governmental units and/or other funds.

---

---

### ***EXPENDABLE TRUST FUNDS***

---

---

#### **Community Environment Fund**

To account for funds used by various commissions and to pay the costs of activities intended to enrich the quality of life of the residents. Funds are primarily from gifts and donations.

#### **Supervision and Inspection Fund**

To account for fees collected from builders and developers to cover the costs of inspection services required for major capital improvements.

#### **Plot, Grade and Utility Plans Fund**

To account for fees collected from builders and developers to cover the costs of engineering reviews of plot, grade and utility plans.

#### **Unclaimed Funds Fund**

To account for funds which rightfully belong to the payor and are refunded when the payor provides proof of claim for the funds within the period specified by law.

(The Statement of Revenues, Expenditures and Changes in Fund Balances is not presented because there was no activity during the year.)

#### **Employees Fund**

To account for funds collected from the sale of soft drinks and coffee which help fund special events for City employees.

---

---

### ***AGENCY FUNDS***

---

---

#### **Mayor's Court Fund**

To account for funds that are held by the Mayor's court.

#### **School Activities Fund**

To account for fees collected from participating students to cover the costs of various school activities.

(Continued)



**Columbus Sewer Capacity Fund**

To account for one third of all sewer capacity charges which are payable by contract to the City of Columbus.

**Board of Building Standards Fund**

To account for funds from the three percent (3%) fees as required by Ohio Revised Code.

**Reynoldsburg Visitors and Activities Bureau Fund**

To account for 30% of the hotel tax revenues collected by the City which are to be paid to the Reynoldsburg Visitors and Activities Bureau.

**Engineering Review Fund**

To account for fees collected from builders to cover the costs of engineering reviews of plans and specifications.

**THE CITY OF REYNOLDSBURG, OHIO**  
**COMBINING BALANCE SHEET**  
**FIDUCIARY FUNDS**  
**DECEMBER 31, 2000**

	<b>Expendable Trust Funds</b>				
	Community Environment	Supervision and Inspection	Plot, Grade and Utility Plans	Unclaimed Funds	Employees
<u>Assets:</u>					
Cash and Cash Equivalents	\$21,026	\$350,524	\$19,394	\$7,788	\$1,081
Receivables (net of allowance for doubtful accounts):					
Taxes	0	0	0	0	0
Accounts	0	0	0	0	0
Total Assets	\$21,026	\$350,524	\$19,394	\$7,788	\$1,081
<u>Liabilities and Fund Equity:</u>					
<u>Liabilities:</u>					
Accounts Payable	\$0	\$1,810	\$771	\$0	\$0
Due to Other Funds	0	0	0	0	0
Intergovernmental Payables	0	0	0	0	0
Due to Others	0	0	0	0	0
Claimant Liabilities	0	0	0	7,788	0
Total Liabilities	0	1,810	771	7,788	0
<u>Fund Equity:</u>					
Reserved for Encumbrances	0	233,287	7,285	0	472
Unreserved	21,026	115,427	11,338	0	609
Total Equity	21,026	348,714	18,623	0	1,081
Total Liabilities and Fund Equity	\$21,026	\$350,524	\$19,394	\$7,788	\$1,081

**THE CITY OF REYNOLDSBURG, OHIO**  
**COMBINING BALANCE SHEET**  
**FIDUCIARY FUNDS**  
**DECEMBER 31, 2000**

<b>Agency Funds</b>						
Mayor's Court	School Activities	Columbus Sewer Capacity	Board of Building Standards	Reynoldsburg Visitors and Activities Bureau	Engineering Review	Totals
\$36,514	\$12,698	\$71,243	\$8,972	\$7,057	\$38,309	\$574,606
0	0	0	0	2,176	0	2,176
0	397	838	0	0	5,383	6,618
\$36,514	\$13,095	\$72,081	\$8,972	\$9,233	\$43,692	\$583,400
\$0	\$0	\$0	\$0	\$0	\$0	\$2,581
22,980	0	0	0	0	0	22,980
4,641	0	72,081	8,972	9,233	0	94,927
8,893	13,095	0	0	0	43,692	65,680
0	0	0	0	0	0	7,788
36,514	13,095	72,081	8,972	9,233	43,692	193,956
0	0	0	0	0	0	241,044
0	0	0	0	0	0	148,400
0	0	0	0	0	0	389,444
\$36,514	\$13,095	\$72,081	\$8,972	\$9,233	\$43,692	\$583,400

**THE CITY OF REYNOLDSBURG, OHIO**  
**COMBINING STATEMENT OF REVENUES, EXPENDITURES AND CHANGES IN FUND BALANCES**  
**EXPENDABLE TRUST FUNDS**  
**FOR THE YEAR ENDED DECEMBER 31, 2000**

	Community Environment	Supervision and Inspection	Plot, Grade and Utility Plans	Employees	Totals
<u>Revenues:</u>					
Charges for Services	\$0	\$195,087	\$18,581	\$3,648	\$217,316
All Other Revenues	<u>1,237</u>	<u>0</u>	<u>0</u>	<u>0</u>	<u>1,237</u>
Total Revenues	<u>1,237</u>	<u>195,087</u>	<u>18,581</u>	<u>3,648</u>	<u>218,553</u>
<u>Expenditures:</u>					
Community Environment	892	142,105	11,989	0	154,986
General Government	<u>0</u>	<u>0</u>	<u>0</u>	<u>4,830</u>	<u>4,830</u>
Total Expenditures	<u>892</u>	<u>142,105</u>	<u>11,989</u>	<u>4,830</u>	<u>159,816</u>
Excess (Deficiency) of Revenues Over (Under) Expenditure	345	52,982	6,592	(1,182)	58,737
Fund Balance at Beginning of Year	<u>20,681</u>	<u>295,732</u>	<u>12,031</u>	<u>2,263</u>	<u>330,707</u>
Fund Balance at End of Year	<u><u>\$21,026</u></u>	<u><u>\$348,714</u></u>	<u><u>\$18,623</u></u>	<u><u>\$1,081</u></u>	<u><u>\$389,444</u></u>

**THE CITY OF REYNOLDSBURG, OHIO**  
**COMBINING STATEMENT OF CHANGES IN ASSETS AND LIABILITIES**  
**AGENCY FUNDS**  
**FOR THE YEAR ENDED DECEMBER 31, 2000**

	Balance December 31, 1999	Additions	Deductions	Balance December 31, 2000
<u>Mayor's Court:</u>				
Assets:				
Cash and Cash Equivalents	\$32,976	\$475,070	(\$471,532)	\$36,514
Total Assets	\$32,976	\$475,070	(\$471,532)	\$36,514
Liabilities:				
Due to Other Funds	\$23,576	\$278,740	(\$279,336)	\$22,980
Intergovernmental Payables	4,863	56,802	(57,024)	4,641
Due to Others	4,537	139,528	(135,172)	8,893
Total Liabilities	\$32,976	\$475,070	(\$471,532)	\$36,514
<u>School Activities:</u>				
Assets:				
Cash and Cash Equivalents	\$6,891	\$35,370	(\$29,563)	\$12,698
Accounts Receivable	220	397	(220)	397
Total Assets	\$7,111	\$35,767	(\$29,783)	\$13,095
Liabilities:				
Due to Others	\$7,111	\$35,767	(\$29,783)	\$13,095
Total Liabilities	\$7,111	\$35,767	(\$29,783)	\$13,095
<u>Columbus Sewer Capacity:</u>				
Assets:				
Cash and Cash Equivalents	\$77,995	\$275,983	(\$282,735)	\$71,243
Accounts Receivable	978	838	(978)	838
Total Assets	\$78,973	\$276,821	(\$283,713)	\$72,081
Liabilities:				
Intergovernmental Payables	\$78,973	\$276,821	(\$283,713)	\$72,081
Total Liabilities	\$78,973	\$276,821	(\$283,713)	\$72,081
<u>Board of Building Standards:</u>				
Assets:				
Cash and Cash Equivalents	\$8,972	\$3,458	(\$3,458)	\$8,972
Total Assets	\$8,972	\$3,458	(\$3,458)	\$8,972
Liabilities:				
Intergovernmental Payables	\$8,972	\$3,458	(\$3,458)	\$8,972
Total Liabilities	\$8,972	\$3,458	(\$3,458)	\$8,972

(Continued)

**THE CITY OF REYNOLDSBURG, OHIO**  
**COMBINING STATEMENT OF CHANGES IN ASSETS AND LIABILITIES**  
**AGENCY FUNDS**  
**FOR THE YEAR ENDED DECEMBER 31, 2000**

	Balance December 31, 1999	Additions	Deductions	Balance December 31, 2000
<u>Reynoldsburg Visitors and Activities Bureau:</u>				
Assets:				
Cash and Cash Equivalents	\$4,578	\$39,404	(\$36,925)	\$7,057
Taxes Receivable	1,794	2,176	(1,794)	2,176
Total Assets	<u>\$6,372</u>	<u>\$41,580</u>	<u>(\$38,719)</u>	<u>\$9,233</u>
Liabilities:				
Intergovernmental Payables	\$6,372	\$41,580	(\$38,719)	\$9,233
Total Liabilities	<u>\$6,372</u>	<u>\$41,580</u>	<u>(\$38,719)</u>	<u>\$9,233</u>
<u>Engineering Review:</u>				
Assets:				
Cash and Cash Equivalents	\$29,933	\$41,040	(\$32,664)	\$38,309
Accounts Receivable	6,109	5,383	(6,109)	5,383
Total Assets	<u>\$36,042</u>	<u>\$46,423</u>	<u>(\$38,773)</u>	<u>\$43,692</u>
Liabilities:				
Due to Others	\$36,042	\$46,423	(\$38,773)	\$43,692
Total Liabilities	<u>\$36,042</u>	<u>\$46,423</u>	<u>(\$38,773)</u>	<u>\$43,692</u>
<u>Totals - All Agency Funds:</u>				
Assets:				
Cash and Cash Equivalents	\$161,345	\$870,325	(\$856,877)	\$174,793
Taxes Receivable	1,794	2,176	(1,794)	2,176
Accounts Receivable	7,307	6,618	(7,307)	6,618
Total Assets	<u>\$170,446</u>	<u>\$879,119</u>	<u>(\$865,978)</u>	<u>\$183,587</u>
Liabilities:				
Due to Other Funds	\$23,576	\$278,740	(\$279,336)	\$22,980
Intergovernmental Payables	99,180	378,661	(382,914)	94,927
Due to Others	47,690	221,718	(203,728)	65,680
Total Liabilities	<u>\$170,446</u>	<u>\$879,119</u>	<u>(\$865,978)</u>	<u>\$183,587</u>

***GENERAL FIXED ASSETS ACCOUNT GROUP***

---

---

General Fixed Assets Account Group is used to account for fixed assets other than those accounted for in the Proprietary Funds.

**THE CITY OF REYNOLDSBURG, OHIO**  
**SCHEDULE OF GENERAL FIXED ASSETS**  
**BY SOURCE**  
**DECEMBER 31, 2000**

<u>General Fixed Assets:</u>	
Land	\$941,089
Buildings and Improvements	4,801,544
Land Improvements	1,068,816
Machinery and Equipment	2,825,918
Construction in Progress	<u>2,940,032</u>
Total General Fixed Assets	<u><u>\$12,577,399</u></u>
<u>Investment in General Fixed Assets:</u>	
General Fund	\$1,957,385
Special Revenue Funds	811,265
Capital Project Funds	9,798,560
Enterprise Funds	4,189
Contributions	<u>6,000</u>
Total Investment in General Fixed Assets	<u><u>\$12,577,399</u></u>



**THE CITY OF REYNOLDSBURG, OHIO**  
**SCHEDULE OF GENERAL FIXED ASSETS**  
**BY CATEGORY**  
**DECEMBER 31, 2000**

Function and Activity	Land	Buildings and Improvements	Land Improvements	Machinery and Equipment	Construction in Progress	Total
<b>General Government:</b>						
General	\$861,345	\$4,233,332	\$443,023	\$92,074	\$0	\$5,629,774
Income Tax	0	0	0	2,592	0	2,592
Public Land and Buildings	0	0	0	78,773	0	78,773
Mayor	0	0	0	57,352	0	57,352
Auditor	0	0	0	45,868	0	45,868
Attorney	0	0	0	13,074	0	13,074
City Council	0	0	0	27,066	0	27,066
Human Resources	0	0	0	11,270	0	11,270
Computer Systems	0	0	0	43,389	0	43,389
Clerk of Court	0	0	0	19,527	0	19,527
Total General Government	<u>861,345</u>	<u>4,233,332</u>	<u>443,023</u>	<u>390,985</u>	<u>0</u>	<u>5,928,685</u>
<b>Security of Persons and Property:</b>						
Police	0	31,408	0	1,112,665	2,543,387	3,687,460
<b>Transportation:</b>						
Street	1,200	386,804	0	862,216	0	1,250,220
<b>Leisure Time Activities:</b>						
Recreation/Seniors	78,544	150,000	625,793	343,832	396,645	1,594,814
<b>Community Environment:</b>						
Development Director	0	0	0	3,240	0	3,240
Economic Development	0	0	0	3,313	0	3,313
Service Director	0	0	0	109,667	0	109,667
Total Community Environme	<u>0</u>	<u>0</u>	<u>0</u>	<u>116,220</u>	<u>0</u>	<u>116,220</u>
Total General Fixed Assets	<u>\$941,089</u>	<u>\$4,801,544</u>	<u>\$1,068,816</u>	<u>\$2,825,918</u>	<u>\$2,940,032</u>	<u>\$12,577,399</u>

**THE CITY OF REYNOLDSBURG, OHIO**  
**SCHEDULE OF CHANGES IN GENERAL FIXED ASSETS**  
**BY FUNCTION AND ACTIVITY**  
**FOR THE YEAR ENDED DECEMBER 31, 2000**

Function and Activity	Restated December 31, 1999	Transfers	Additions	Deletions	December 31, 2000
<u>General Government:</u>					
General	\$5,629,774	\$0	\$0	\$0	\$5,629,774
Income Tax	2,592	0	0	0	2,592
Public Land and Buildings	47,675	0	35,329	(4,231)	78,773
Mayor	64,847	(3,700)	0	(3,795)	57,352
Auditor	46,917	0	0	(1,049)	45,868
Attorney	13,074	0	0	0	13,074
City Council	27,066	0	0	0	27,066
Human Resources	11,270	0	0	0	11,270
Computer Systems	38,598	(210)	5,001	0	43,389
Clerk of Court	19,527	0	0	0	19,527
Total General Government	<u>5,901,340</u>	<u>(3,910)</u>	<u>40,330</u>	<u>(9,075)</u>	<u>5,928,685</u>
<u>Security of Persons and Property:</u>					
Police	<u>1,399,803</u>	<u>(10,124)</u>	<u>2,335,927</u>	<u>(38,146)</u>	<u>3,687,460</u>
<u>Transportation:</u>					
Street	<u>1,259,694</u>	<u>(11,065)</u>	<u>14,390</u>	<u>(12,799)</u>	<u>1,250,220</u>
<u>Leisure Time Activities:</u>					
Recreation/Seniors	<u>1,191,573</u>	<u>23,389</u>	<u>396,388</u>	<u>(16,536)</u>	<u>1,594,814</u>
<u>Community Development:</u>					
Development Director	0	3,240	0	0	3,240
Economic Development	4,843	(1,530)	0	0	3,313
Service Director	108,058	0	1,609	0	109,667
Total Community Development	<u>112,901</u>	<u>1,710</u>	<u>1,609</u>	<u>0</u>	<u>116,220</u>
Total General Fixed Assets	<u><u>\$9,865,311</u></u>	<u><u>\$0</u></u>	<u><u>\$2,788,644</u></u>	<u><u>(\$76,556)</u></u>	<u><u>\$12,577,399</u></u>

## *STATISTICAL SECTION*

---

---

***T**HE FOLLOWING UNAUDITED STATISTICAL TABLES REFLECT SOCIAL AND ECONOMIC DATA, FINANCIAL TRENDS AND FISCAL CAPACITY OF THE CITY.*

**THE CITY OF REYNOLDSBURG , OHIO**  
**GENERAL GOVERNMENTAL EXPENDITURES BY FUNCTION (1)**  
**LAST TEN YEARS**

<u>Year</u>	<u>Security of Persons and Property</u>	<u>Public Health and Welfare</u>	<u>Leisure Time Activities</u>	<u>Community Environment</u>	<u>Trans- portation</u>	<u>General Government</u>	<u>Capital Outlay</u>	<u>Debt Service</u>	<u>Other</u>	<u>Total</u>
1991	\$2,638,797	\$86,967	\$393,519	\$187,866	\$981,712	\$824,830	\$140,448	\$562,840	\$0	\$5,816,979
1992	2,850,431	106,047	424,684	590,900	589,912	948,615	138,090	548,594	45,913	6,243,186
1993	3,180,775	88,480	473,437	625,979	500,000	892,405	284,171	641,968	9,784	6,696,999
1994 a	3,303,867	94,360	494,830	658,099	978,653	1,331,969	0	879,069	0	7,740,847
1995 a	3,417,961	96,977	544,743	673,289	916,080	1,283,085	0	868,027	0	7,800,162
1996 a	3,745,512	102,678	651,651	606,577	1,397,705	1,505,775	0	860,391	0	8,870,289
1997 a	3,908,378	113,188	747,768	669,914	1,001,407	1,640,206	0	828,833	0	8,909,694
1998 a	4,323,208	113,408	778,545	793,798	763,613	1,864,728	0	894,237	0	9,531,537
1999 a	4,693,960	126,324	789,794	918,188	782,729	2,232,396	0	1,246,033	0	10,789,424
2000 a	4,833,788	141,032	811,806	1,005,299	732,232	2,561,455	0	1,430,755	0	11,516,367

a - Capital Outlay is reported as part of each individual function.

(1) Includes General Fund, Special Revenue Funds and Debt Service Funds.

**THE CITY OF REYNOLDSBURG, OHIO  
GENERAL GOVERNMENTAL REVENUES BY SOURCE (1)  
LAST TEN YEARS**

<b>Year</b>	<b>Taxes</b>	<b>Inter-Governmental Revenue</b>	<b>Charges for Service</b>	<b>Licenses and Permits</b>	<b>Investment Earnings</b>	<b>Fines and Forfeitures</b>	<b>All Other (2)</b>	<b>Total</b>
1991	\$4,173,464	\$1,950,307	\$90,921	\$187,452	\$334,564	\$245,400	\$92,337	\$7,074,445
1992	4,875,761	2,147,189	200,754	220,435	329,147	245,706	99,790	8,118,782
1993	4,545,388	1,734,027	52,849	209,763	317,768	257,114	290,016	7,406,925
1994	4,938,210	2,594,584	52,800	201,334	378,407	251,437	94,141	8,510,913
1995	5,572,319	2,935,030	67,207	300,078	576,990	287,914	92,329	9,831,867
1996	5,555,775	2,370,457	74,998	408,710	673,685	256,831	67,406	9,407,862
1997	6,557,795	2,373,303	83,880	275,956	723,049	326,981	62,207	10,403,171
1998	7,618,128	2,706,337	96,194	302,310	737,648	330,724	124,296	11,915,637
1999	8,723,571	2,927,364	91,961	403,190	693,899	354,411	102,288	13,296,684
2000	10,576,632	2,970,816	110,058	358,321	1,136,703	386,692	89,630	15,628,852

(1) Includes General Fund, Special Revenue Funds and Debt Service Funds.

(2) Includes Special Assessment Revenue which accounts for less than .5% of total revenues.

**THE CITY OF REYNOLDSBURG, OHIO  
PROPERTY TAX LEVIES AND COLLECTIONS  
LAST TEN YEARS**

<u>Year</u>	<u>Total Tax Levy</u>	<u>Current Tax Collections</u>	<u>Delinquent Tax Collections</u>	<u>Total Tax Collections</u>	<u>Percent of Total Tax Collections To Tax Levy</u>	<u>Accumulated Outstanding Delinquent Taxes</u>	<u>Percentage of Accumulated Delinquent Taxes To Total Tax Levy</u>
1991	\$605,555	\$568,972	\$17,207	\$586,179	96.80%	\$29,066	4.80%
1992	628,214	576,030	17,331	593,361	94.45%	41,988	6.68%
1993	588,226	565,494	29,220	594,714	101.10%	34,794	5.92%
1994	672,696	662,186	45,985	708,171	105.27%	20,692	3.08%
1995	664,835	654,749	14,738	669,487	100.70%	17,025	2.56%
1996	596,594	580,332	9,212	589,544	98.82%	22,368	3.75%
1997	324,766	318,895	6,955	325,850	100.33%	9,840	3.03%
1998	332,231	327,587	6,196	333,783	100.47%	9,150	2.75%
1999	345,352	339,242	6,241	345,483	100.04%	10,944	3.17%
2000	399,724	376,623	7,399	384,022	96.07%	19,060	4.77%

Source: Franklin, Licking and Fairfield County Auditors

**THE CITY OF REYNOLDSBURG, OHIO  
 ASSESSED VALUATIONS AND ESTIMATED TRUE VALUES  
 OF TAXABLE PROPERTY  
 LAST TEN YEARS  
 FRANKLIN COUNTY**

<b>Tax Year</b>	<b>Real Property</b>		<b>Public Utility Personal</b>		<b>Tangible Personal Property</b>		<b>Total</b>		<b>Assessed Value as a Percent of Actual Value</b>
	<b>Assessed</b>	<b>Actual</b>	<b>Assessed</b>	<b>Actual</b>	<b>Assessed</b>	<b>Actual</b>	<b>Assessed</b>	<b>Actual</b>	
1991	\$249,735,930	\$713,531,229	\$13,499,020	\$38,568,629	\$10,127,978	\$37,511,030	\$273,362,928	\$789,610,888	34.62%
1992	252,627,790	721,793,884	15,607,030	60,027,039	18,678,701	52,791,441	286,913,521	834,612,364	34.38%
1993	298,212,840	852,036,686	16,064,130	45,897,514	9,425,618	37,702,472	323,702,588	935,636,672	34.60%
1994	315,847,770	902,422,200	17,516,890	70,067,560	20,880,022	59,657,206	354,244,682	1,032,146,966	34.32%
1995	331,555,740	947,302,114	17,278,710	49,367,743	19,129,245	58,346,540	367,963,695	1,055,016,397	34.88%
1996	313,781,210	941,668,114	15,346,730	47,976,749	15,377,302	61,509,208	344,505,242	1,051,154,071	32.77%
1997	320,573,450	915,924,146	17,958,660	55,089,446	16,836,701	50,159,924	355,368,811	1,021,173,516	34.80%
1998	328,675,430	939,072,660	15,392,540	48,464,280	15,536,762	44,889,008	359,604,732	1,032,425,948	34.83%
1999	377,107,210	1,077,449,168	15,374,590	48,024,889	16,357,464	47,704,296	408,839,264	1,173,178,353	34.85%
2000	381,051,290	1,088,717,976	14,917,960	42,622,743	21,853,289	87,413,156	417,822,539	1,218,753,875	34.28%

Source: Franklin County Auditor

**THE CITY OF REYNOLDSBURG, OHIO  
 ASSESSED VALUATIONS AND ESTIMATED TRUE VALUES  
 OF TAXABLE PROPERTY  
 LAST TEN YEARS  
 LICKING COUNTY**

<b>Tax Year</b>	<b>Real Property</b>		<b>Public Utility Personal</b>		<b>Tangible Personal Property</b>		<b>Total</b>		<b>Assessed Value as a Percent of Actual Value</b>
	<b>Assessed</b>	<b>Actual</b>	<b>Assessed</b>	<b>Actual</b>	<b>Assessed</b>	<b>Actual</b>	<b>Assessed</b>	<b>Actual</b>	
1991	\$11,017,762	\$31,479,320	\$595,545	\$1,701,557	\$446,823	\$1,654,900	\$12,060,130	\$34,835,777	34.62%
1992	15,127,170	43,220,486	230,370	886,038	341,180	974,800	15,698,720	45,081,324	34.82%
1993	26,554,140	75,877,540	602,550	1,721,571	1,133,980	3,239,940	28,290,670	80,839,051	35.00%
1994	35,330,730	100,944,950	1,050,960	3,002,740	6,332,250	18,092,140	42,713,940	122,039,830	35.00%
1995	43,389,680	123,970,514	1,359,070	3,883,057	3,281,890	13,127,560	48,030,640	140,981,131	34.07%
1996	59,192,310	123,970,514	1,607,670	1,607,670	3,583,420	14,333,680	64,383,400	139,911,864	46.02%
1997	69,026,630	197,218,940	1,899,230	1,899,230	3,220,090	12,880,360	74,145,950	211,998,530	34.97%
1998	80,325,610	229,501,740	2,280,210	2,280,210	3,229,650	12,918,600	85,835,470	244,700,550	35.08%
1999	95,806,230	273,732,090	2,082,700	2,082,700	3,432,660	13,730,640	101,321,590	289,545,430	34.99%
2000	105,777,880	302,222,510	2,227,350	6,363,857	2,585,040	10,340,160	110,590,270	318,926,527	34.68%

Source: Licking County Auditor



**THE CITY OF REYNOLDSBURG, OHIO  
 ASSESSED VALUATIONS AND ESTIMATED TRUE VALUES  
 OF TAXABLE PROPERTY  
 LAST TEN YEARS  
 FAIRFIELD COUNTY**

<b>Tax Year</b>	<b>Real Property</b>		<b>Public Utility Personal</b>		<b>Tangible Personal Property</b>		<b>Total</b>		<b>Assessed Value as a Percent of Actual Value</b>
	<b>Assessed</b>	<b>Actual</b>	<b>Assessed</b>	<b>Actual</b>	<b>Assessed</b>	<b>Actual</b>	<b>Assessed</b>	<b>Actual</b>	
1991	\$1,573,966	\$4,497,046	\$85,078	\$243,080	\$63,831	\$236,411	\$1,722,875	\$4,976,537	34.62%
1992	1,778,360	5,080,830	21,950	84,423	582,680	2,241,076	2,382,990	7,406,329	32.18%
1993	1,990,320	5,686,630	184,830	528,830	679,965	2,719,860	2,855,115	8,935,320	31.95%
1994	2,007,430	5,735,514	190,500	381,000	1,203,993	4,598,308	3,401,923	10,714,822	31.75%
1995	2,462,350	7,035,286	494,490	1,291,086	1,218,110	5,042,880	4,174,950	13,369,252	31.23%
1996	2,834,520	8,098,629	615,610	615,610	1,306,190	5,224,760	4,756,320	13,938,999	34.12%
1997	2,443,040	6,980,114	135,610	135,610	1,076,630	4,306,520	3,655,280	11,422,244	32.00%
1998	5,923,900	16,925,429	135,110	135,110	1,084,860	4,339,440	7,143,870	21,399,979	33.38%
1999	6,129,050	17,511,571	123,640	123,640	998,730	3,994,920	7,251,420	21,630,131	33.52%
2000	8,499,110	24,283,171	100,850	288,143	739,313	2,957,252	9,339,273	27,528,566	33.93%

Source: Fairfield County Auditor

**THE CITY OF REYNOLDSBURG, OHIO  
 ASSESSED VALUATIONS AND ESTIMATED TRUE VALUES  
 OF TAXABLE PROPERTY  
 LAST TEN YEARS**

**TOTALS - ALL THREE COUNTIES**

<b>Tax Year</b>	<b>Real Property</b>		<b>Public Utility Personal</b>		<b>Tangible Personal Property</b>		<b>Total</b>		<b>Assessed Value as a Percent of Actual Value</b>
	<b>Assessed</b>	<b>Actual</b>	<b>Assessed</b>	<b>Actual</b>	<b>Assessed</b>	<b>Actual</b>	<b>Assessed</b>	<b>Actual</b>	
1991	\$262,327,658	\$749,507,595	\$14,179,643	\$40,513,266	\$10,638,632	\$39,402,341	\$287,145,933	\$829,423,202	34.62%
1992	269,533,320	770,095,200	15,859,350	60,997,500	19,602,561	56,007,317	304,995,231	887,100,017	34.38%
1993	326,757,300	933,600,856	16,851,510	48,147,915	11,239,563	43,662,272	354,848,373	1,025,411,043	34.61%
1994	353,185,930	1,009,102,664	18,758,350	73,451,300	28,416,265	82,347,654	400,360,545	1,164,901,618	34.37%
1995	377,407,770	1,078,307,914	19,132,270	54,541,886	23,629,245	76,516,980	420,169,285	1,209,366,780	34.74%
1996	375,808,040	1,073,737,257	17,570,010	50,200,029	20,266,912	81,067,648	413,644,962	1,205,004,934	34.33%
1997	392,043,120	1,120,123,200	19,993,500	57,124,286	21,133,421	67,346,804	433,170,041	1,244,594,290	34.80%
1998	414,924,940	1,185,499,829	17,807,860	50,879,600	19,851,272	62,147,048	452,584,072	1,298,526,477	34.85%
1999	479,042,490	1,368,692,829	17,580,930	50,231,229	20,788,854	65,429,856	517,412,274	1,484,353,914	34.86%
2000	495,328,280	1,415,223,657	17,246,160	49,274,743	25,177,642	100,710,568	537,752,082	1,565,208,968	34.36%

Source: Franklin County Auditor, Licking County Auditor, Fairfield County Auditor

**THE CITY OF REYNOLDSBURG, OHIO**  
**PROPERTY TAX RATES - ALL DIRECT AND OVERLAPPING GOVERNMENTS**  
**(PER \$1,000 OF ASSESSED VALUATIONS)**  
**LAST TEN COLLECTION YEARS**

<b>Collection Year</b>	<b>1991</b>	<b>1992</b>	<b>1993</b>	<b>1994</b>	<b>1995</b>	<b>1996</b>	<b>1997</b>	<b>1998</b>	<b>1999</b>	<b>2000</b>
<b>General Fund</b>	2.50	2.50	2.50	2.50	2.50	2.50	0.40	0.40	0.40	0.40
<b>Police Pension</b>	0.30	0.30	0.30	0.30	0.30	0.30	0.30	0.30	0.30	0.30
<b>Debt Retirement Fund</b>	0.16	0.14	0.14	0.11	0.10	0.10	0.09	0.08	0.07	0.06
<b>Total City</b>	2.96	2.94	2.94	2.91	2.90	2.90	0.79	0.78	0.77	0.76
<b>Counties:</b>										
<b>Franklin</b>	10.54	12.42	14.57	14.57	14.57	14.82	15.12	15.22	15.22	17.64
<b>Fairfield</b>	8.55	8.55	8.55	8.55	7.05	7.05	7.05	7.05	7.05	7.05
<b>Licking</b>	7.00	7.20	7.20	8.63	6.70	6.70	7.20	7.20	7.20	7.20
<b>School Districts:</b>										
<b>Reynoldsburg City</b>	46.29	50.36	51.56	51.31	50.24	51.13	54.20	54.02	54.02	55.49
<b>Eastland Joint Vocational</b>	2.64	1.24	1.24	1.23	1.20	1.20	1.20	1.20	2.00	2.00
<b>Licking Heights City</b>	n/a	n/a	n/a	n/a	n/a	40.70	40.70	40.70	40.10	39.60
<b>Pickerington Local</b>	n/a	n/a	n/a	n/a	n/a	65.00	65.00	68.96	66.36	66.36
<b>Townships:</b>										
<b>Truro, Franklin County</b>	10.40	10.40	10.40	10.40	12.65	12.65	12.65	12.65	12.65	12.65
<b>Violet, Fairfield County</b>	6.35	6.35	5.70	7.20	7.20	8.30	8.55	8.55	8.55	8.30
<b>Etna, Licking County</b>	9.50	1.00	5.30	1.50	2.30	1.00	1.00	1.00	1.00	1.00
<b>Other:</b>										
<b>Franklin County Library</b>	2.20	2.20	2.20	2.20	2.20	2.20	2.20	2.20	2.20	2.20
<b>West Licking Joint Fire District</b>	n/a	n/a	n/a	n/a	n/a	8.50	8.50	8.50	10.50	10.50

Source: Franklin, Fairfield and Licking Counties, Ohio: County Auditors

**THE CITY OF REYNOLDSBURG, OHIO  
SPECIAL ASSESSMENT BILLINGS AND COLLECTIONS  
LAST TEN YEARS**

<b>Collection Year</b>	<b>Amount Billed</b>	<b>Amount Collected</b>	<b>Percent Collected</b>
1991	\$45,606	\$37,858	83.01%
1992	47,031	43,876	93.29%
1993	40,703	36,171	88.87%
1994	40,875	44,988	110.06%
1995	35,826	44,744	124.89%
1996	34,705	34,602	99.70%
1997	34,752	38,195	109.91%
1998	31,760	38,499	121.22%
1999	85,078	60,444	71.05%
2000	82,439	50,139	60.82%

Source: Franklin and Licking County Auditors

**THE CITY OF REYNOLDSBURG, OHIO  
COMPUTATION OF LEGAL DEBT MARGIN  
DECEMBER 31, 2000**

	<b>Total Debt</b>	<b>Unvoted Debt</b>
Net Assessed Valuation	\$537,752,082	\$537,752,082
Legal Debt Limitation (%) (1)	10.50%	5.50%
Legal Debt Limitation (\$) (1)	56,463,969	29,576,365
City Debt Outstanding (2)	12,407,650	12,382,650
Less Applicable Debt Service Fund Amounts	(668,132)	(668,132)
Net Indebtedness Subject to Limitation	11,739,518	11,714,518
Legal Debt Margin	\$44,724,451	\$17,861,847

(1) Direct Debt Limitation based upon Section 133, The Uniform Bond Act of the Ohio Revised Code.

(2) City Debt Outstanding includes Non Self-Supporting General Obligation Bonds and Notes only.  
Enterprise Debt is not considered in the computation of the Legal Debt Margin.

**THE CITY OF REYNOLDSBURG, OHIO**  
**RATIO OF NET GENERAL OBLIGATION BONDED DEBT TO ASSESSED VALUE**  
**AND NET GENERAL OBLIGATION BONDED DEBT PER CAPITA**  
**LAST TEN YEARS**

<b>Year</b>	<b>Population (1)</b>	<b>Assessed Value (2) (In Thousands)</b>	<b>Gross Bonded Debt (3)</b>	<b>Debt Service Funds Available</b>	<b>Net Bonded Debt</b>	<b>Ratio of Net Bonded Debt to Assessed Valuation</b>	<b>Net Bonded Debt Per Capita</b>
1991	25,879	\$287,145,933	\$3,911,000	\$26,422	\$3,884,578	1.35%	\$150.11
1992	26,037	304,995,231	3,720,000	393,349	3,326,651	1.09%	127.77
1993	26,732	354,848,373	8,188,950	583,486	7,605,464	2.14%	284.51
1994	27,631	400,360,545	7,803,485	718,172	7,085,313	1.77%	256.43
1995	28,627	420,169,285	7,407,950	716,632	6,691,318	1.59%	233.74
1996	30,687	413,644,962	7,003,000	406,792	6,596,208	1.59%	214.95
1997	31,200	433,170,041	6,584,150	420,453	6,163,697	1.42%	197.55
1998	33,400	452,584,072	6,851,850	444,799	6,407,051	1.42%	191.83
1999	35,000	517,412,274	6,764,200	632,700	6,131,500	1.19%	175.19
2000	32,069	537,752,082	12,407,650	668,132	11,739,518	2.18%	366.07

(1) Source: Mid Ohio Regional Planning Commission and Preliminary U.S. Bureau of Census Population-Federal 2000 Census.

(2) Source: Franklin, Licking, and Fairfield County Auditors

(3) Includes all general obligation bonded debt supported by property taxes.  
Does not include the Taylor Square Tax Increment Equivalent Bond which is supported by payments in lieu of taxes.

**THE CITY OF REYNOLDSBURG, OHIO  
RATIO OF ANNUAL DEBT SERVICE FOR GENERAL OBLIGATION  
BONDED DEBT TO TOTAL GENERAL GOVERNMENTAL EXPENDITURES  
LAST TEN YEARS**

<u>Year</u>	<u>Debt Principal</u>	<u>Debt Interest</u>	<u>Total Bonded Debt Service</u>	<u>Total General Governmental Expenditures(1)</u>	<u>Debt Service to Total General Governmental Expenditures</u>
1991	\$167,000	\$246,059	\$413,059	\$5,816,979	7.10%
1992	191,000	280,585	471,585	6,243,186	7.55%
1993	210,000	273,590	483,590	6,696,999	7.22%
1994	385,465	442,657	828,122	7,740,847	10.70%
1995	395,535	411,139	806,674	7,800,162	10.34%
1996	404,950	402,521	807,471	8,870,289	9.10%
1997	418,850	376,483	795,333	8,909,694	8.93%
1998	425,800	366,218	792,018	9,531,537	8.31%
1999	477,650	653,837	1,131,487	10,789,424	10.49%
2000	521,550	703,251	1,224,801	11,516,367	10.64%

(1) Includes General Fund, Special Revenue Funds, and Debt Service Fund.

**THE CITY OF REYNOLDSBURG, OHIO**  
**COMPUTATION OF ALL DIRECT AND OVERLAPPING GOVERNMENT DEBT**  
**DECEMBER 31, 2000**

<u>Jurisdiction</u>	<u>Net Debt Outstanding</u>	<u>Percentage Applicable to the City of Reynoldsburg</u>	<u>Amount Applicable to the City of Reynoldsburg</u>
<b>Direct</b>			
City of Reynoldsburg	\$11,739,518	100.00%	\$11,739,518
<b>Overlapping Subdivisions</b>			
Reynoldsburg City School District	20,071,520	71.61%	14,373,215
Jefferson Township	2,915,000	14.62%	426,173
Franklin County	167,894,525	2.48%	4,163,784
Licking County	15,282,138	4.00%	611,286
Fairfield County	2,420,000	0.45%	10,890
Licking Heights Local School District	24,989,042	7.96%	1,989,128
Pickerington Local School District	47,964,627	1.20%	575,576
		Subtotal	<u>22,150,052</u>
		Total	<u><u>\$33,889,570</u></u>

The percentage of gross indebtedness of the City's overlapping political subdivisions was determined by dividing each overlapping subdivision's assessed value within the City by its total assessed value.

Source: Franklin, Licking and Fairfield County Auditors.



**THE CITY OF REYNOLDSBURG, OHIO  
DEMOGRAPHIC STATISTICS  
LAST TEN YEARS**

<u>Year</u>		<u>Population (1)</u>	<u>School Enrollment (2)</u>	<u>Unemployment Rate(3)</u>
1991	(a)	25,879	4,819	2.6%
1992	(a)	26,037	4,788	5.0%
1993	(a)	26,732	4,829	4.4%
1994	(a)	27,631	4,905	2.9%
1995	(a)	28,627	5,198	2.9%
1996	(a)	30,687	5,545	2.9%
1997	(a)	31,200	5,782	2.8%
1998	(a)	33,400	5,663	2.7%
1999	(a)	35,000	5,808	2.7%
2000	(b)	32,069	5,892	2.5%
U.S. Bureau of Census of Population			2000 State of Ohio	4.0%
			2000 United States	4.0%

- (1) Source: (a) Mid Ohio Regional Planning Commission  
(b) Preliminary U.S. Bureau of Census of Population - Federal 2000 Census
- (2) Source: Reynoldsburg School District Board of Education.
- (3) Source: U.S. Department of Labor

**THE CITY OF REYNOLDSBURG, OHIO  
PROPERTY VALUE AND CONSTRUCTION PERMITS  
LAST TEN YEARS**

<u>Year</u>	<u>Residential (1)</u>		<u>Commercial (1)</u>	
	<u>Number of Permits</u>	<u>Property Value</u>	<u>Number of Permits</u>	<u>Property Value</u>
1991	113	\$14,734,060	2	\$140,000
1992	231	26,621,377	1	37,000
1993	282	32,419,194	25	4,366,916
1994	284	34,041,583	3	417,000
1995	212	24,328,551	25	5,454,000
1996	258	29,827,668	88	41,656,275
1997	209	23,075,677	54	5,708,023
1998	241	28,262,164	5	6,361,000
1999	281	35,591,408	34	17,150,704
2000	253	36,434,516	90	8,064,078

(1) Source: City of Reynoldsburg Building Department.

**THE CITY OF REYNOLDSBURG, OHIO  
 PRINCIPAL TAXPAYERS (PERSONAL PROPERTY TAX)  
 DECEMBER 31, 2000**

<u>Taxpayer</u>	<u>Type of Business</u>	<u>2000 Assessed Valuation (Tax Duplicate)</u>	<u>Percentage of Total Assessed Valuation</u>
1. Bath & Body Works, Inc. (Division of The Limited)	Retail	\$6,160,250	24.47%
2. Victoria's Secret Stores, Inc. (Division of The Limited)	Retail	2,137,790	8.49%
3. Home Depot USA, Inc.	Retail	1,783,530	7.08%
4. K Mart Corporation	Retail	789,490	3.14%
5. Insight Communications of Central Ohio	Cable Television	703,730	2.80%
6. Dynalab Inc.	Manufacturing	690,260	2.74%
7. Penn Traffic Company	Warehousing	583,150	2.32%
8. Bobcat of Columbus, Inc.	Retail	496,700	1.97%
9. Sears Roebuck & Company	Retail	393,010	1.56%
10. Ameritech New Media Inc	Cable Television	353,780	1.40%
Sub-Total		14,091,690	55.97%
All Others		11,085,952	44.03%
Total		<u>\$25,177,642</u>	<u>100.00%</u>

Source: Franklin County, Ohio: County Auditor

**THE CITY OF REYNOLDSBURG, OHIO  
PRINCIPAL TAXPAYERS (REAL PROPERTY TAX)  
DECEMBER 31, 2000**

<u>Taxpayer</u>	<u>Type of Business</u>	<u>2000 Assessed Valuation (Tax Duplicate)</u>	<u>Percentage of Total Assessed Valuation</u>
1. Distribution Land Corporation	Real Estate	\$4,590,960	0.93%
2. New Plan of Eastgreen Inc.	Real Estate	3,290,000	0.67%
3. Wind River Apartments Limited Partnership	Real Estate	2,521,280	0.51%
4. Donley Enterprises	Real Estate	2,485,000	0.50%
5. Century City Apartments	Real Estate	2,485,000	0.50%
6. Brown-Benchmark Properties Limited Partnership	Real Estate	2,345,010	0.47%
7. Indiancreek Columbus Limited Partnership	Real Estate	2,292,500	0.46%
8. Woodview Plaza Associates	Real Estate	2,205,020	0.45%
9. Reynoldsburg Center Limited Partnership	Real Estate	2,187,510	0.44%
10. French Run Limited	Real Estate	1,942,510	0.39%
Sub-Total		<u>26,344,790</u>	<u>5.32%</u>
All Others		<u>468,983,490</u>	<u>94.68%</u>
Total		<u><u>\$495,328,280</u></u>	<u><u>100.00%</u></u>

Sources: Franklin County, Licking County, Fairfield County, Ohio: County Auditor

**THE CITY OF REYNOLDSBURG, OHIO  
PRINCIPAL TAXPAYERS (INCOME TAX)  
DECEMBER 31, 2000**

<u>Taxpayer</u>	<u>Type of Business</u>
1. Abercrombie & Fitch, Inc.	Retail
2. Victoria's Secret Stores, Inc. (Division of The Limited)	Retail
3. Express, Inc. (Division of The Limited)	Retail
4. Lane Bryant, Inc. (Division of The Limited)	Retail
5. Reynoldsburg City Schools	Education
6. Limited Logistics Services	Warehousing
7. State of Ohio Department of Administrative Services	Government
8. Wal-Mart	Retail
9. Limited Technology Services (Division of the Limited)	Administrative Support
10. City of Reynoldsburg	Government

Source: Reynoldsburg City Auditor

**CITY OF REYNOLDSBURG, OHIO  
MISCELLANEOUS STATISTICS  
DECEMBER 31, 2000**

Year of Incorporation	1839	Area - square miles	12
Form of Government	Mayor - Council	Miles of Streets	99.5
		Elevation (feet above sea level)	833
Police Services:		Sewers:	
Number of Stations	1	Miles of Sanitary Sewers	130.30
Number of Police Personnel and Officers	66	Miles of Storm Sewers	101.66
Number of Patrol Units	14	Number of Service Connections	9,599
Recreation and Culture:		Water:	
Number of Parks	6	Miles of Water Mains	123.90
Park Acreage	285	Number of Service Connections	9,786
Fire Protection:		Number of Fire Hydrants	1,383
Provided by Truro Township		Daily average consumption in gallons	2,927,800
(Columbus Metropolitan Area)		Transportation:	
Number of Hospitals	8	Highways:	
Media		Interstate Routes	2
Newspapers:		U.S. Routes	1
Daily	1	State Routes	2
Weekly	3	Airports:	
Television Stations	8	Port Columbus International Airport	1
Radio Stations	27		

Source: Reynoldsburg City Auditor

**WOLFE, WILSON, & PHILLIPS, INC.  
37 SOUTH SEVENTH STREET  
ZANESVILLE, OHIO 43701**

**INDEPENDENT AUDITORS' REPORT ON COMPLIANCE AND ON  
INTERNAL CONTROL OVER FINANCIAL REPORTING BASED ON AN AUDIT  
OF FINANCIAL STATEMENTS PERFORMED  
IN ACCORDANCE WITH GOVERNMENT AUDITING STANDARDS**

Honorable Mayor and Members of City Council  
City of Reynoldsburg  
Reynoldsburg, Ohio 43068

We have audited the general-purpose financial statements of City of Reynoldsburg as of and for the year ended December 31, 2000, and have issued our report thereon dated April 23, 2001. We conducted our audit in accordance with generally accepted auditing standards and the standards applicable to financial audits contained in *Government Auditing Standards*, issued by the Comptroller General of the United States.

**Compliance**

As part of obtaining reasonable assurance about whether City of Reynoldsburg's general-purpose financial statements are free of material misstatement, we performed tests of its compliance with certain provisions of laws, regulations, contracts and grants, noncompliance with which could have a direct and material effect on the determination of financial statement amounts. However, providing an opinion on compliance with those provisions was not an objective of our audit and, accordingly, we do not express such an opinion. The results of our tests disclosed no instances of noncompliance that are required to be reported under *Government Auditing Standards*.

**Internal Control Over Financial Reporting**

In planning and performing our audit, we considered City of Reynoldsburg's internal control over financial reporting in order to determine our auditing procedures for the purpose of expressing our opinion on the general-purpose financial statements and not to provide assurance on the internal control over financial reporting. Our consideration of the internal control over financial reporting would not necessarily disclose all matters in the internal control over financial reporting that might be material weaknesses. A material weakness is a condition in which the design or operation of one or more of the internal control components does not reduce to a relatively low level the risk that misstatements in amounts that would be material in relation to the financial statements being audited may occur and not be detected within a timely period by employees in the normal course of performing their assigned functions. We noted no matters involving the internal control over financial reporting and its operation that we consider to be material weaknesses.

This report is intended for the information of the Mayor, City Council, the Auditor of State, and pass-through entities and is not intended to be and should not be used by anyone other than these specified parties.

**Wolfe, Wilson, & Phillips, Inc.**  
Zanesville, Ohio  
April 23, 2001

**SCHEDULE OF FINDINGS AND QUESTIONED COSTS  
OMB CIRCULAR A – 133 SECTION .505**

**FINANCIAL CONDITION  
CITY OF REYNOLDSBURG  
DECEMBER 31, 2000**

1. AUDITOR'S RESULTS

<i>(d)(1)(I)</i>	Type of Financial Statement Opinion	Unqualified
<i>(d)(1)(ii)</i>	Were there any material control weakness conditions reported at the financial statement level (GAGAS)?	NO
<i>(d)(1)(II)</i>	Were there any other reportable control weakness conditions reported at the financial statement level (GAGAS)?	NO
<i>(d)(1)(iii)</i>	Was there any reported non-compliance at the financial statement level (GAGAS)?	NO

2. FINDINGS RELATED TO THE FINANCIAL STATEMENTS REQUIRED TO BE REPORTED IN ACCORDANCE WITH GAGAS

NONE





STATE OF OHIO  
OFFICE OF THE AUDITOR  

---

JIM PETRO, AUDITOR OF STATE

88 East Broad Street  
P.O. Box 1140  
Columbus, Ohio 43216-1140  
Telephone 614-466-4514  
800-282-0370  
Facsimile 614-466-4490

**CITY OF REYNOLDSBURG**

**FRANKLIN COUNTY**

**CLERK'S CERTIFICATION**

**This is a true and correct copy of the report which is required to be filed in the Office of the Auditor of State pursuant to Section 117.26, Revised Code, and which is filed in Columbus, Ohio.**

*Susan Babbitt*

**CLERK OF THE BUREAU**

**CERTIFIED  
JULY 10, 2001**